


NEW

InVision Access Nano Table™




DOUBLE-BOLT
KEYED SECURITY LOCK



OPTIONAL
COVE™ POWER MODULE



eLIFT HEIGHT
ADJUSTMENT BUTTON



SET-AND-GO
HEIGHT INDICATORS



InVision Nano Table™

PRODUCT DIMENSIONS

WIDTH	48"W
LENGTH	60"
HEIGHT	Set-and-Go: 29", 30", 31", 32", 34", 36", 40", 42" eLift: 29"-42"

OPTIONS (WHEN ORDERING SEPARATELY)

37130	DISPLAY STAND
99044	COVE (BLACK OR SILVER)

WARRANTY

10-year lectern
2-year electrical



(pending)

Touchboards

205 Westwood Ave, Long Branch, NJ 07740
Phone: 866-94 BOARDS (26273) / (732)-222-1511
Fax: (732)-222-7088 | E-mail: sales@touchboards.com



Same great
InVision Access
Table in a
convenient,
smaller size

The InVision Nano
connects collaborative
teams with the latest
technologies

Yes! A table
can make you
an even more
effective
teacher.

CUSTOMER-
INSPIRED
DESIGN

WITH ALL
THE RIGHT
FEATURES

ACCESS TO TECHNOLOGY

Collaborate and Engage

- ADA accessible
- Potential technology engagement for every individual
- Collaborative environment prepares all students for personal independence
- Optional affordable display stand holds up to 100 pounds

Tech-Savvy Design

- Customizable table top maintains your choice of technology
- Creates a collaborative environment that readily turns individual ideas into team-based solutions
- Available power module keeps devices charged

Easy to Customize

- Optional display stand provides ergonomic viewing
- Add worksurface components to form a perfect active learning environment
- Leg choices available in Set-and-Go or eLift
- Active learning table that can change height at the touch of a button with eLift core

Secure and Convenient

- Ventilated, locking access panels with double-bolt, keyed locks provide security, easy access, and cooling to internal equipment
- Cutouts to accommodate your favorite worksurface-mounted electronics or the Cove™ Power Module



Build your Perfect Table

Questions?
Please contact Spectrum customer service today!
800-235-1262



Simply follow each step below to generate your InVision Access Nano Table Product Order Number.
Record the letter or number code from each step in the corresponding boxes in this order generating chart.

INVISION ACCESS NANO TABLE	1 LAMINATE	EDGE COLOR	2 METAL FINISH	3 CORE	4 STAND	5 # COVES	6 COVE COLOR	7 CUTOUT
3 7 1 2 9								


1 Choose Your Laminate and Edge Band Color

STANDARD LAMINATE EXPRESSIONS



Fusion Maple
with matching Edge Band

ORDER CODE **FM FM**



Indigo Organix
with Black Edge Band

ORDER CODE **IO BK**



Wild Cherry
with matching Edge Band

ORDER CODE **CH CH**

ADDITIONAL DESIGNER LAMINATE EXPRESSIONS



Black
with matching Edge Band

ORDER CODE **BK BK**




Bronze Legacy
with matching Edge Band

ORDER CODE **BL BL**




Desert Zephyr
with matching Edge Band

ORDER CODE **DZ DZ**



Morro Zephyr
with matching Edge Band

ORDER CODE **MO MO**



Natural Tigris
with matching Edge Band

ORDER CODE **NT NT**



Misted Zephyr
with Silver North Sea Edge Band

ORDER CODE **MZ SN**



Pewter Mesh
with matching Edge Band

ORDER CODE **PM PM**



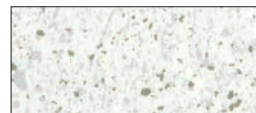
Steel Mesh
with matching Edge Band

ORDER CODE **SM SM**



Twilight Zephyr
with matching Edge Band

ORDER CODE **TZ TZ**



White Fiesta
with Black Edge Band

ORDER CODE **WF BK**



Castle Oak
with matching Edge Band

ORDER CODE **CK CK**



Colombian Walnut
with matching Edge Band

ORDER CODE **CW CW**



Empire Mahogany
with matching Edge Band

ORDER CODE **EM EM**



Nepal Teak
with matching Edge Band

ORDER CODE **NP NP**


Note: Color samples are approximate. All edge band will match your chosen laminate or as shown, unless you specify differently. For more details about the laminates and edge bands available and to request samples, visit spectrumfurniture.com/expressions.

2 Choose Your Metal Finish

STANDARD METAL COLOR EXPRESSIONS




ORDER CODE **B**
Black



ORDER CODE **CM**
Champagne Metallic



ORDER CODE **D**
Dark Gray



ORDER CODE **S**
Silver Sparkle

3 Choose Your Core




ORDER CODE **C1**
eLift (electric height adjustment)




ORDER CODE **C2**
Set-and-Go (manual height adjustment)

4 Choose Your Display Stand




ORDER CODE **0**
No Display Stand



ORDER CODE **1**
Display Stand

5 Number of Cove™ Power Modules



ORDER CODE **0**
No Cutouts



ORDER CODE **1**
One Cove Power Module



ORDER CODE **2**
Two Cove Power Modules

6 Choose Your Cove™ Power Module Color

ORDER CODE **0**
No Cove™ Power Modules



ORDER CODE **B**
Black Cove



ORDER CODE **S**
Silver Cove

7 Choose Your Custom Cutout

ORDER CODE **0**
No Custom Cutouts

ORDER CODE **1**
Custom Cutouts (will increase lead time and additional charges will apply)