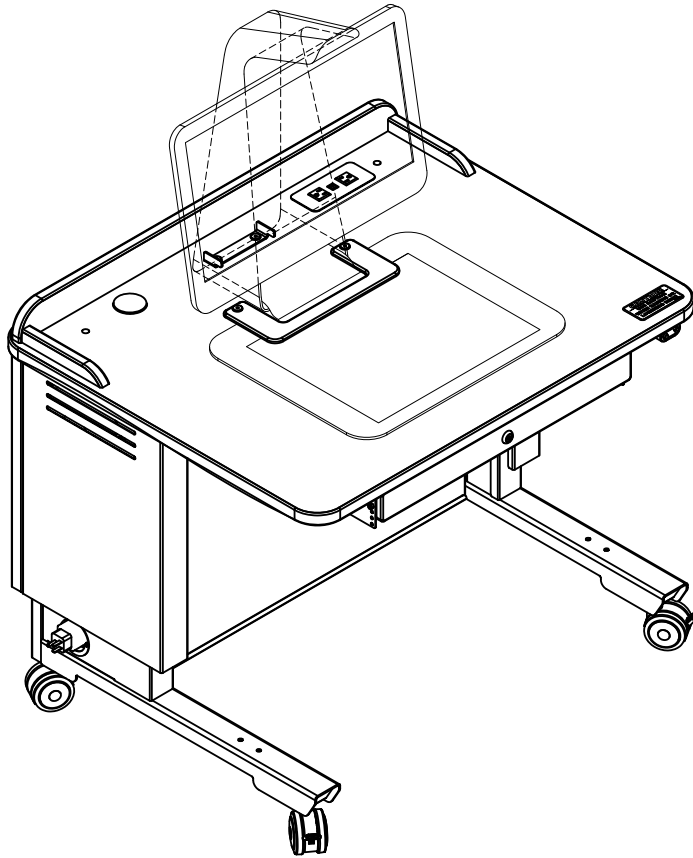


# Freedom One eLift Workstation For Sprout Pro by HP®

## Technical Specifications



### Freedom One eLift Workstation for Sprout Pro by HP - 55357-20031

- Electric lift
- Cove electrical (right-mounted)
- No cord reel
- Drawer
- HP Sprout Pro 1.55 Device Security Kit
- White Fiesta laminate & Silver metal

### Freedom One eLift Workstation for Sprout Pro by HP - 55357-20032

- Electric lift
- Cove electrical (right-mounted)
- With installed cord reel
- Drawer
- HP Sprout Pro 1.55 Device Security Kit
- White Fiesta laminate & Silver metal

# Touchboards

205 Westwood Ave, Long Branch, NJ 07740

Phone: 866-94 BOARDS (26273) / (732)-222-1511

Fax: (732)-222-7088 | E-mail: sales@touchboards.com

Use the Freedom One e-Lift Workstation where worksurface height adjustment, ADA compliance, or rack rail equipment storage is required. Security brackets secure the Sprout Pro to the worksurface. The Workstation can have either glides or twin wheels installed for stationary or mobile use. Ideal teacher station being able to sit, stand or anywhere in-between seating height to 42"H. Electrically-adjustable worksurface height adjustment from 28.5-42"H and has a lift capacity of 500 lb. Features a worksurface charging station for accessories including 3D printers or Dremel Idea Builder®.

## Features and Benefits

### Workstation:

- Electric eLift adjustable-height worksurface easily adjusts between varying seated or standing-use heights
- Lightweight with a small overall footprint
- ADA-compliant
- Cove module provide (2) 120VAC outlets, and (2) USB ports for charging
- Surround on worksurface provides privacy and styling
- Worksurface grommet hole provides cord access
- Full-length modesty panel (worksurface to twin wheels)
- Kick panel and wire loom protect cables during worksurface movement
- Cable grommets throughout Workstation provide cable access
- Locking drawer for keyboard storage provides security
- Optional 15' retractable cord reel provides easy power access
- Optional quick-change customizable logo panel simplifies adding or changing logos

### Misc:

- 3" Heavy-duty swivel locking Twin-Wheel stem twin wheels provide easy transport (factory-assembled)
- Optional stationary glides available if mobility is not necessary or desired
- Scratch and impact-resistant high-pressure laminate tops provide durable, useful worksurfaces
- Durable powder coated steel chassis provides a long-lasting finish
- Warranted to be free of all defects in materials and workmanship for 10 years
- Designed and assembled in Chippewa Falls, WI, USA

### Color Options

White Fiesta  
laminate



Silver metal




HP and Sprout Pro by HP are Registered Trademarks of HP Development Company, L.P.

# Construction

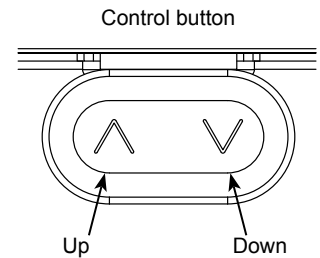
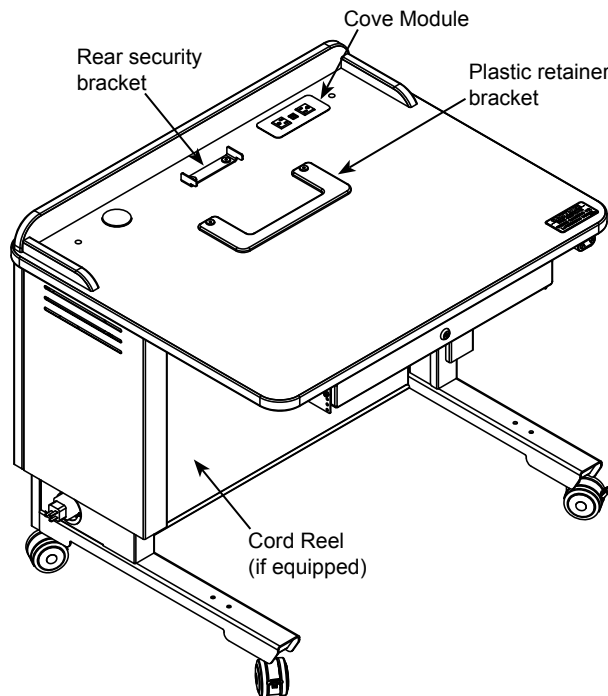
- The worksurfaces are constructed from 1" thick NAF (No Added Formaldehyde) composite board plus .030" high-pressure laminate on one face, and a balancing phenolic backer on the opposing face
- Metal components consist of 16-gauge steel
- Worksurface edges are covered with 3mm vinyl
- All metal components are finished with a scratch-resistant powder coat epoxy
- Each Workstation ships assembled with twin wheels

# Specifications

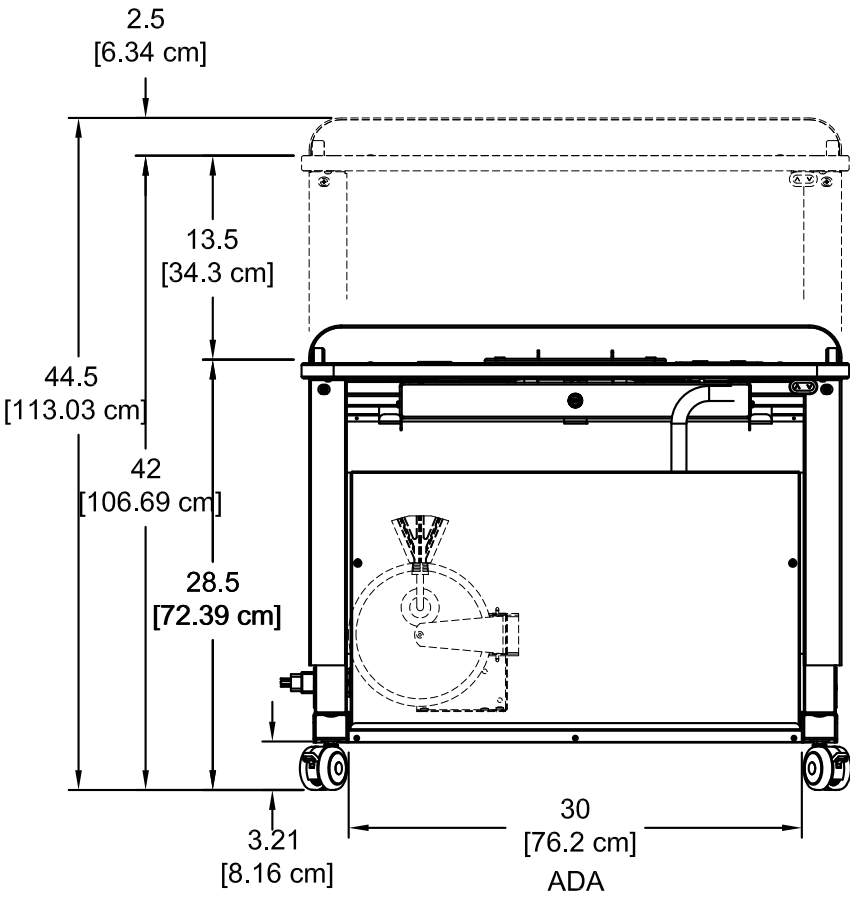
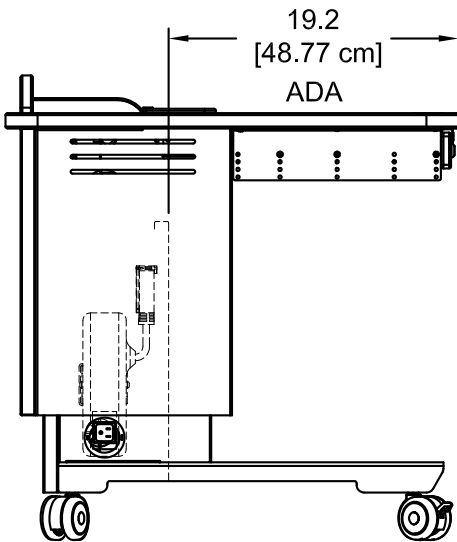
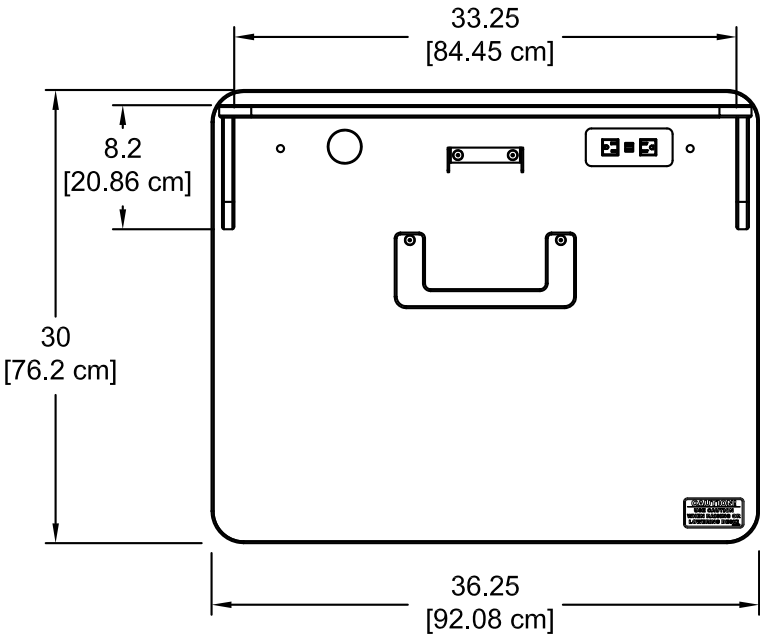
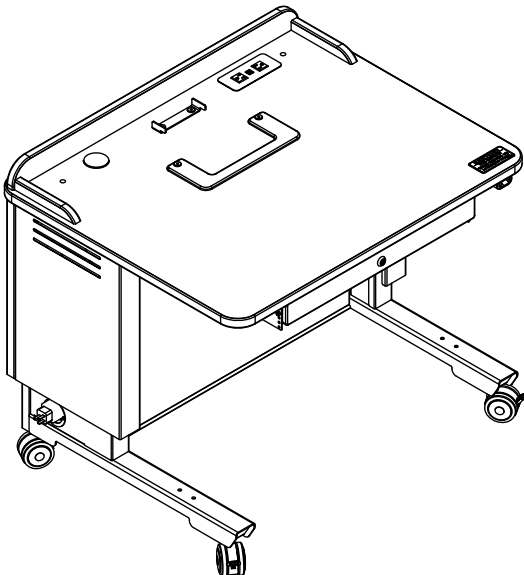
Worksurface height adjustability (floor to top of worksurface)	42"H [106.7 cm] (fully-raised with twin wheels) 28.5"H [72.4 cm] (fully-lowered with twin wheels)	
eLift Workstation electrical	<ul style="list-style-type: none"> <li>• Range of motion: 13.5" [34.3 cm]</li> <li>• ~9.7 seconds from fully-lowered to fully-raised</li> <li>• Inverter: 120V @ 60Hz, max output 300 watts</li> <li>• Motors: 18V / 10 amps</li> <li>• Typical electrical load during operation: <u>4.3 amps @ 120 VAC</u></li> <li>• Anti-collision protection</li> <li>• 11' [335 cm] nominal 3-wire power cord</li> </ul>	<ul style="list-style-type: none"> <li>• Max load: 1200N (270 lb) [122.6 kg] per actuator total lift capacity: 540 lb [245 kg]</li> <li>• Actuators feature non-hydraulic, permanently lubricated screw jacks</li> <li>• Actuators rated for 20,000 cycles</li> <li>• Tested at 1000 cycles at 300 lb</li> <li>• Approved according to EN 60335-1 and UL 962</li> </ul>
3" Twin Wheel twin wheels	<ul style="list-style-type: none"> <li>• Weight capacity 165 lb [74.9 kg] each</li> <li>• 1/2-13 threaded stem</li> <li>• Black, soft thermoplastic</li> </ul>	
ADA-compliance*		Knee clearance: 30"W [76.2 cm] x 19"D [48.26 cm] x 27.26"H [69.2 cm] (1 person per Workstation)
Unit weight (nominal)	178 lb [80.8 kg]	

*\*Minimum ADA guidelines for knee clearances are 30"W [76.2 cm] x 19"D [48.3 cm] x 27"H [68.6 cm]*

*Specifications subject to change without notice*



Freedom One eLift Workstation for Sprout Pro by HP  
(eLift actuators 28.5-42"H)

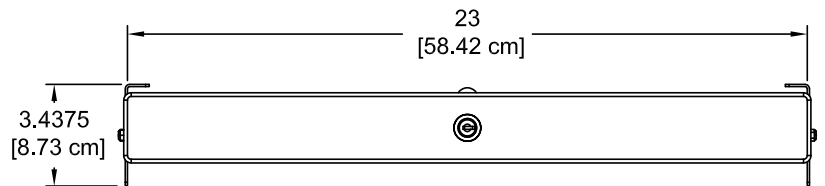
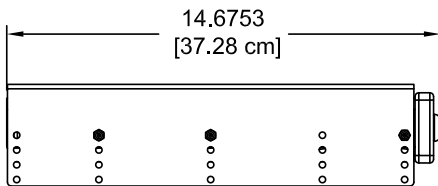
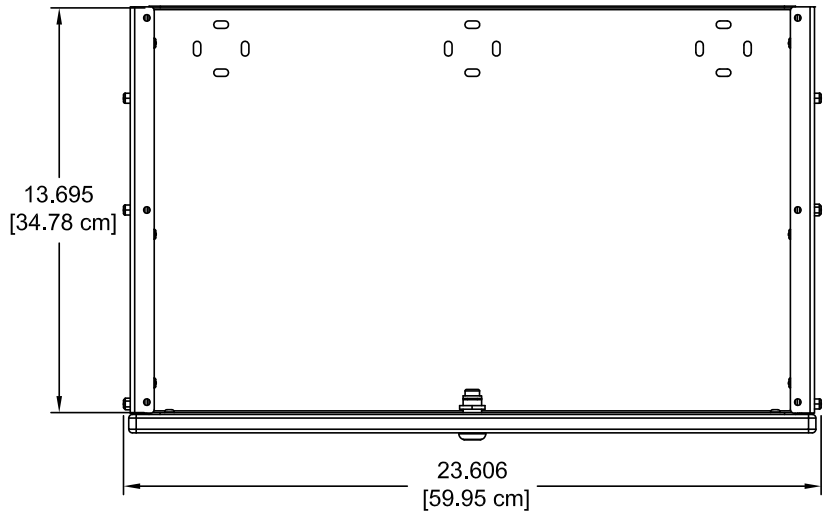
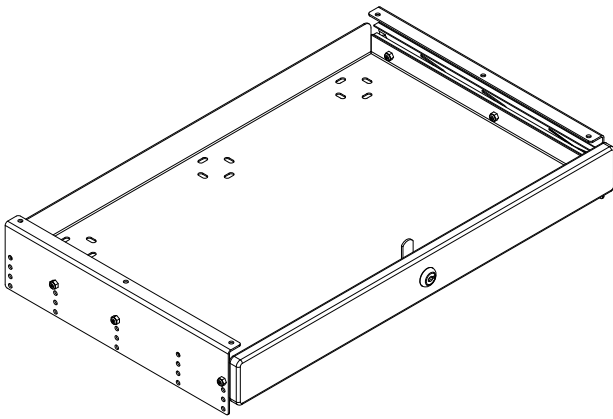


## Locking Keyboard Drawer

- Locking for security
- Height-adjustable
- Wire management slots in tray

Overall dimensions:	23.61"W [60 cm] x 14.675"D [37.27 cm] x 3.4375"H [8.73 cm]	
Internal dimensions:	Width x Depth:	.50" Height-adjustability:
	23"W [58.4 cm] x	1.66"H [4.22 cm]
	13.695"D [34.8 cm]	2.16"H [5.5 cm]
		2.66"H [6.76 cm]
Weight capacity:	25 lb [11.4 kg]	

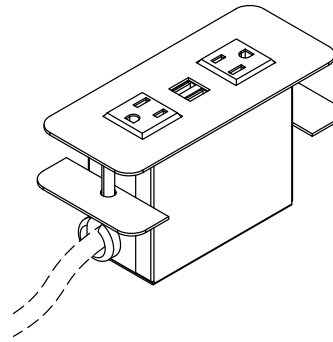
Note: The keyboard tray protrudes 3.4375" [8.73 cm] below the worksurface. If the workstation is used for ADA use, a higher adjusted worksurface (around 32"H) is necessary to provide wheelchair clearance.



**Cove™ Power Module**

- Two power receptacles
- Two USB charge ports (not data-compatible)
- Thumbscrew clamps
- Requires worksurface cutout
- ETL listed
- Available in Black or Silver

Cutout required:	5.25"W [13.3 cm] x 2"D [5.1 cm] (mounts to surface thicknesses up to 1.5")
Power cord:	9' [274 cm] with 90° flat plug with 45° rotation
Power receptacles:	12A, 120 VAC spill-resistant
USB charging ports:	2.1A (10.5W)
Dimensions:	6"W [15.2 cm] x 2.5"D [6.35 cm] x 3.18"H [8.1 cm]
Unit weight:	2.29 lb [1 kg]



**Black Cove™ Power Module**

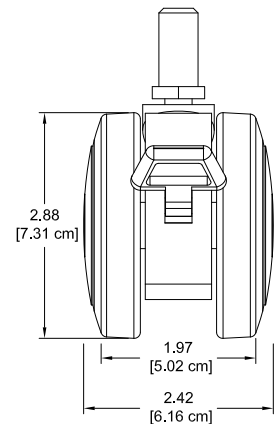
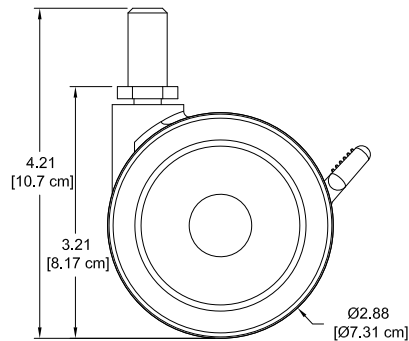
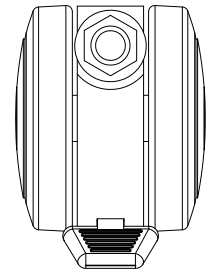
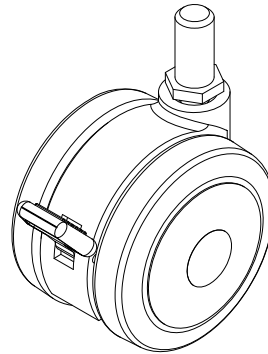


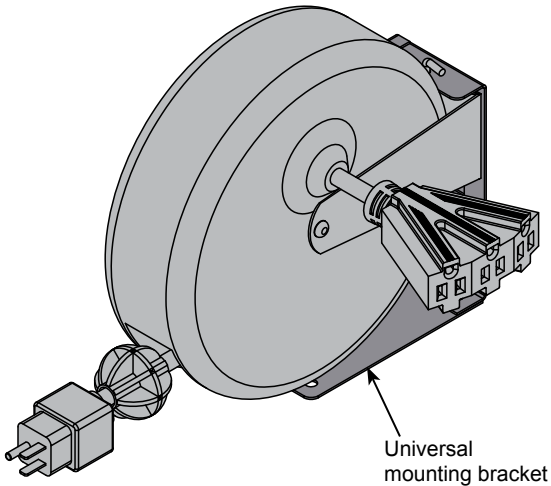
**Silver Cove™ Power Module**



**Twin Wheel Casters**

- For mobile use
- 3.21"H [8.15 cm]
- 1/2-13 threaded stem
- Black, soft thermoplastic
- Weight capacity 165 lb [74.9 kg] each
- Factory-installed





## Features and Benefits

- cUL listed
- 15' retractable, 15-amp power cord reel provides quick and easy power-access
- Molded 3-prong male plug includes a 15-amp breaker and reset button
- 12 AWG power cord and molded power connections provide durability
- 3-outlet, tri-tap receptacle provides power access
- Adjustable ball stop and releasable cord-locking ratchet holds the cord at any length up to 15'
- Universal mounting bracket mounts to the base panel of most Spectrum Workstations
- Durable powder coated steel provides a long-lasting finish
- Warranted to be free of all defects in materials and workmanship with a 1-year warranty

## Specifications

Electrical	<ul style="list-style-type: none"> <li>• 1875W, 15A, 125V</li> <li>• 15' nominal, 12 AWG retractable power cord</li> <li>• Molded 3-prong male plug with 15A breaker and reset button</li> <li>• Tri-tap (3-outlet) receptacle</li> <li>• cUL listed</li> </ul>
Universal mounting bracket	<ul style="list-style-type: none"> <li>• 16-gauge steel</li> <li>• Black powder coat</li> </ul>
Unit weight (nominal)	11 lb [5 kg]

*Specifications subject to change without notice*

### CAUTION

1. USE IN COVERED AREAS. OUT OF RAIN and WEATHER
2. NOT FOR USE IN AREAS REQUIRING EXPLOSION-PROOF FIXTURES.
3. REELS WITH ELECTRICAL OUTLETS:
  - Do not overload - See instruction manual for amperage ratings.
  - Pull entire cord from reel when using outlet.
4. WHEN HANGING REEL on ceiling (See Instruction Manual):
  - BY HOOK - Close hook with pliers to prevent reel from coming down.
  - BRACKET and PIN - With reel in place, bend end of "L" shaped pin to PREVENT PIN FALLING OUT and reel falling.
5. INSPECT CORD OFTEN and replace if damaged.
6. READ INSTRUCTION MANUAL BEFORE INSTALLING OR USING.
7. UNPLUG BEFORE PERFORMING SERVICE.

**!** The cord reel is intended to provide temporary access to electrical outlets for Spectrum mobile Workstations. Check local electrical codes prior to installation.

### **!** WARNING **!**

- This cord reel is intended for general indoor use only. It is not intended to be used in potentially dangerous locations such as flammable or explosive atmospheres.
- The cord reel is not waterproof and not intended for use in potentially wet locations.
- Do not overload (15-amp maximum).

# Warranty

## **WE WILL MAKE IT RIGHT FOR YOU!**

Spectrum is committed to provide complete customer satisfaction. Each of our products is manufactured from the best materials available and each product is stringently monitored throughout the production process through our P.A.C.E. program (Product Assurance to meet Customer Expectations).

We expressly warrant that Spectrum products will be of good quality and workmanship and free from defect for the period set out in the warranty table below from the date of delivery. This warranty shall not apply to defects or damage resulting from misuse, abuse, neglect, improper care, modification or repair not authorized by Spectrum, or any other cause outside the control of Spectrum. Spectrum will, at its sole option, either repair or replace the defective product.

This warranty is exclusive; no other warranty, written or oral, is expressed or implied. This warranty is given by Spectrum to Buyer and to no other person or legal entity. No Spectrum dealer, distributor, agent or employee is authorized to make any modification or addition to this warranty.

**NOTWITHSTANDING ANYTHING TO THE CONTRARY, SPECTRUM WILL NOT UNDER ANY CIRCUMSTANCES BE LIABLE FOR INDIRECT OR LIQUIDATED DAMAGES, INCLUDING CONSEQUENTIAL, INCIDENTAL AND SPECIAL DAMAGES. IN NO EVENT SHALL SPECTRUM'S LIABILITY, WHETHER UNDER CONTRACT OR WARRANTY, IN TORT OR OTHERWISE, EXCEED THE PURCHASE PRICE RECEIVED BY SPECTRUM FOR THE PRODUCT AT ISSUE AND "RECALL ACTION" EXPENSES. SPECTRUM SHALL NOT BE SUBJECT TO ANY OTHER OBLIGATIONS OR LIABILITIES, WHETHER ARISING OUT OF BREACH OF CONTRACT, WARRANTY, TORT (INCLUDING NEGLIGENCE AND STRICT LIABILITY) OR OTHER THEORIES OF LAW, WITH RESPECT TO PRODUCTS SOLD OR SERVICES RENDERED BY SPECTRUM, OR ANY UNDERTAKINGS, ACTS OR OMISSIONS RELATING THERETO.**

Our Customer Service Department is ready to provide immediate attention to any questions, comments or concerns. They are available to answer your calls Monday through Friday from 7 am to 5 pm CST. In addition your product comments or concerns are welcome via e-mail at: [spectrum@spectrumfurniture.com](mailto:spectrum@spectrumfurniture.com).

**Warranty Table**

<b>Item</b>	<b>Warranty Period</b> effective 1/1/2015
Adjustable Crank / Electric Desk Legs	• 1 Year
Flat Panel Desk Gas Cylinders	
Chairs <ul style="list-style-type: none"> <li>• Adjustable Height Chair Parts – including frames, gas cylinders, wood and plastic parts, control handles, casters</li> <li>• Adjustable Height Chair Upholstery</li> <li>• In-Stock Upholstery</li> <li>• Graded-In Fabrics and Customer Owned Material</li> </ul>	<ul style="list-style-type: none"> <li>• 7 Years</li> <li>• 2 Years</li> <li>• 2 Years</li> <li>• No Warranty</li> </ul>
Height Adjustable Columns and Lifts	• 1 Year
General Use Casters	
Electrical (including timers and LINAK actuators)	• 2 Years
Keyboard / Mouse Trays	• 1 Year
Flat Panel Monitor Arms <ul style="list-style-type: none"> <li>• Flat Panel Monitor Arm – General Parts</li> <li>• Flat Panel Monitor Arm – Gas Cylinders</li> </ul>	<ul style="list-style-type: none"> <li>• 5 Years</li> <li>• 2 Years</li> </ul>
Desks and Lecterns <ul style="list-style-type: none"> <li>• Computer Desk Chassis</li> <li>• Cart Chassis</li> <li>• Lectern Chassis</li> </ul>	• 10 Years

