

MODEL 253

Reverse Phase Relay

- Socket-mounted
- Senses phase reversal
- Low power consumption
- UL Recognized; CSA Certified



DESCRIPTION

The **Model 253 Reverse Phase Relay** is a solid-state sensing device designed for installation in equipment using 3-phase power. This unit is used where it is desirable to have a contact closure indicating that the proper phase rotation sequence has been applied.

The relay closes when the proper sequence (**A B C**) is applied, but will remain open if any two phases are reversed. If reverse phasing occurs during operation, the relay also de-energizes.

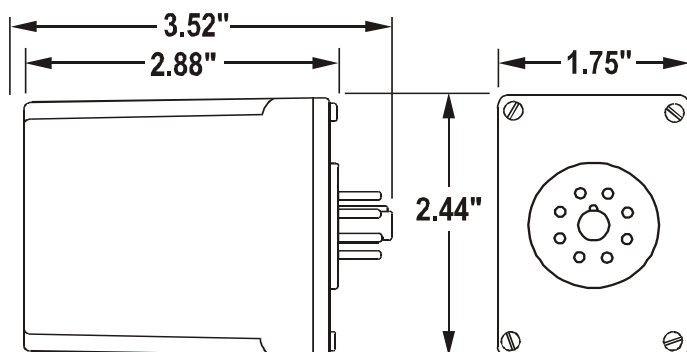
The Model 253 has a special industrial grade relay designed for low power consumption. The **A B C** indicator will be illuminated when the proper phase rotation sequence is applied.

SPECIFICATIONS

Model	253
Nominal voltage	208 - 480 VAC (phase to phase)
Operating range	190 - 480 VAC
Frequency	50 to 60Hz
Power consumption	2W per phase
Transient protection	2500V for 10ms
Repeat accuracy	± 0.1% (fixed conditions)
Response time	.05 seconds
Reset time	.05 seconds
Reset type	Automatic
Dead Band	Approximately 2%
Output contacts	SPDT 10A at 240VAC resistive
Expected relay life	Mechanical: 10 million operations Electrical: 100,000 at rated load
Operating temperature	- 20° to +131° F
Humidity tolerance	0 - 97% w/o condensation
Case material	ABS plastic
Mounting	8-pin socket *(order separately)
Weight	6 oz.
Agency approval	UL Recognized and CSA Certified

* Order 8-pin socket number 51X120

DIMENSIONS



(dimensions have tolerance of ± 0.06)

Telephone: Main - (918) 438-1220
Sales - (800) 862-2875
Fax: (918) 437-7584

E-mail: sales@time-mark.com
Internet: http://www.time-mark.com



TIME MARK
CORPORATION

11440 East Pine Street
Tulsa, Oklahoma 74116

11/2011
© 2011 TIME MARK CORPORATION

TIME MARK is a division of  **AEMT, Inc.**

MODEL 253 Reverse Phase Relay

READ ALL INSTRUCTIONS BEFORE INSTALLING, OPERATING OR SERVICING THIS DEVICE.
KEEP THIS DATA SHEET FOR FUTURE REFERENCE.

GENERAL SAFETY

POTENTIALLY HAZARDOUS VOLTAGES ARE PRESENT AT THE TERMINALS OF THE MODEL 253.
ALL ELECTRICAL POWER SHOULD BE REMOVED WHEN CONNECTING OR DISCONNECTING WIRING.
THIS DEVICE SHOULD BE INSTALLED AND SERVICED BY QUALIFIED PERSONNEL.

Installation Instructions

WARNING

IN APPLICATIONS WHERE VOLTAGES IN EXCESS OF 300VAC ARE TO BE MONITORED, BE CERTAIN TO USE THE TIME MARK MODEL 51X120 8-PIN SOCKET, OR AN EQUIVALENT UL APPROVED 600VAC RATED SOCKET.

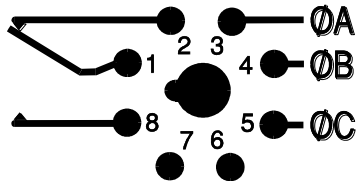
INSTALLATION

Refer to the Pin Drawing below, and on the case of the Model 253. The contacts are shown in the tripped condition.

Connect wiring to the socket as shown (an 8-pin socket, rated for at least 480VAC is required).

Refer to the Application Drawing for additional information.

PIN DRAWING



If the relay contacts do not transfer when power is applied (indicator not lit), check that all three voltages are correct. If power is present and of the correct voltage, remove power, then reverse two of the three phase connections at the socket.

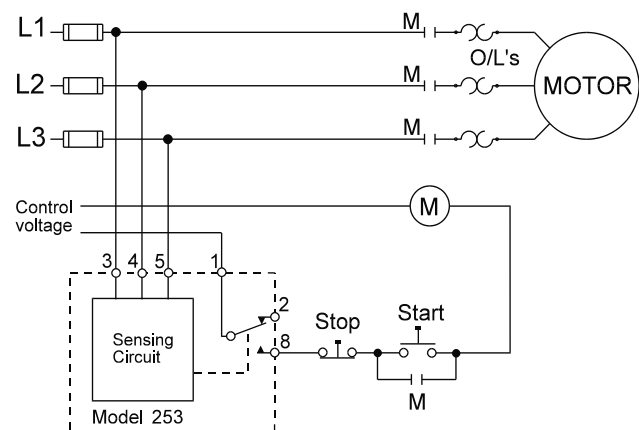
Re-apply power. The contacts should transfer to the normal condition (pins 1 and 8 closed; indicator lit). There are no calibrations or adjustments required.

NOTE: When installing the Model 253 monitor in areas of high humidity or contamination, it is recommended that the base area and all exposed metal parts of the socket be coated liberally with a good quality silicone grease, such as Dow Corning DC-4 or DC-4X. Insert the unit into the socket and wipe off excess grease around the base. This will prevent the entrance of moisture and other contaminants into the base and socket areas.

TROUBLESHOOTING

Should the relay fail to operate properly, check that all three voltages are present and are of the correct level. Check all fuses and verify that all wiring connections are correct. Should problems persist, contact the factory for assistance.

TYPICAL APPLICATION



Shows No Power Applied

WARRANTY

This product is warranted to be free from defects in materials and workmanship, and is covered by our exclusive **5-year Unconditional Warranty**. Should this device fail to operate for any reason, we will repair it for five years from the date of manufacture. For complete warranty details, see the *Terms and Conditions of Sales* page in the front section of the Time Mark catalog or contact Time Mark at 1-800-862-2875.

Telephone: Main - (918) 438-1220
Sales - (800) 862-2875
Fax: (918) 437-7584

E-mail: sales@time-mark.com
Internet: http://www.time-mark.com



TIME MARK
CORPORATION

11440 East Pine Street
Tulsa, Oklahoma 74116

11/2011
© 2011 TIME MARK CORPORATION

TIME MARK is a division of  AEMT, Inc.