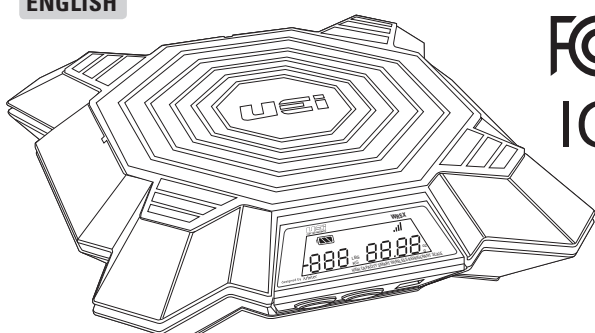


Smart Wireless Refrigeration Scale WRSX

INSTRUCTION MANUAL

ENGLISH

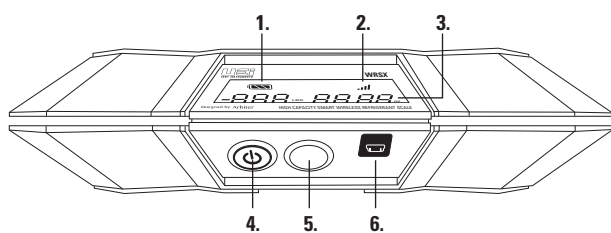


View readings on display or compatible mobile device using the FREE App, "UEi Scale"

1-800-547-5740

www.ueitest.com • email: info@ueitest.com

SCALE OVERVIEW



- 1. Power Charge level**
- 2. Wireless Signal:** Solid = Connected, Blinking = Not connected, currently searching for wireless device to connect.
- 3. Weight Readings**
- 4. Power Button:** Press power button for 1 second to power on scale. Hold Power button for 5 seconds to change measurement units.
Note: If scale is wirelessly connected to a phone, units can only be changed using the APP.
- 5. Zero Button:** Zeros scale with quick press.
- 6. Recharging Port:** Connect 5V USB port or charger to charge scale

QUICK START



Download and install the App named, "UEi Scale".

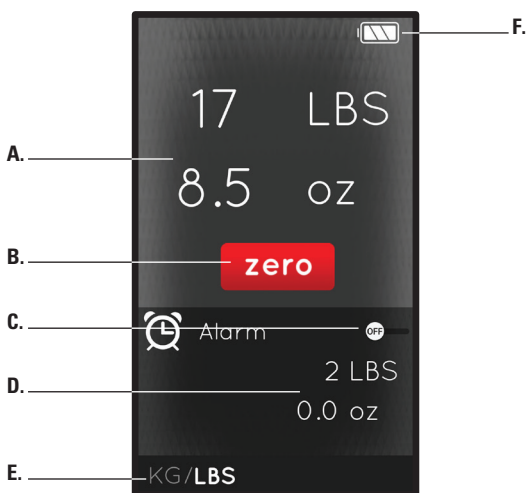
Power on your Scale by pressing and holding the power button (See #4 above).

Make sure Bluetooth® is enabled on your mobile device. Wireless controls can be found in the Quick access tool bar on many devices or by navigating to the device settings menu.

Open the App "UEi Scale" on your mobile device. The App will automatically search and connect to your scale. A blinking wireless icon on the display indicates the scale is searching for a connection, while a solid icon indicates a connection is established. The App will start displaying readings as soon as a successful connection is made.

You are now ready to view live weight readings, set a target weight alarm, and adjust your units as needed.

APP OVERVIEW



- A. Viewing measurements:** Once Bluetooth® connection has been established between the phone and your scale you can easily view live weight measurements on the phone in the displayed weight area.
- B. Setting a Zero point:** Tap the "ZERO" button on the phone display or the zero button on the scale to set a zero point from which to measure a differential weight. As weight is then added or removed from the scale platform the main display will calculate the change in weight from the set zero point.
- C. Alarm Setting:** Enable the alarm function by tapping the alarm switch on or off. Alarm only works using the App.
- D. Setting a Target Weight Alarm:** You can set a target weight value by tapping on the target weight units displayed below the alarm button. Use the number pad to enter a value. Once the alarm function is enabled, the app will alert you if the measured weight exceeds the magnitude of the target weight entered.
NOTE: The target weight value works as both a positive and negative value. For example, if you want to know when 5lbs have been removed from the scale platform, you can zero the scale with a load placed on it, then enter a target weight of 5lbs. When the displayed weight either drops to -5lbs or rises to +5lbs the alarm will sound.
- E. Setting Units:** You can switch between English and metric units by tapping the unit selection button in the lower portion of the display.
- F. Scale Battery Indicator:** Provides battery level of a connected scale.

GENERAL SPECIFICATIONS

- **Maximum Load:** 330 lbs (150 Kg)
- **Resolution:** 0.25 oz. (7g)
- **Accuracy:** 32° to 68°F/122° to 158°F (0 to 80 lbs (0 to 40kg)): ±0.2% F.S. ±1 dgt
32° to 68°F/122° to 158°F (80 to 330 lbs (40 to 150kg)): ±0.6% F.S. ±1 dgt
68° to 122°F (0 to 80 lbs (0 to 40kg)) ±0.2% F.S. ±1 dgt
68° to 122°F (80 to 330 lbs (40 to 150kg)): ±0.3% F.S. ±1 dgt
- **Dimensions:** 11 x 11 x 2.5 in (27.9 x 27.9 x 6.35 cm)
- **Scale weight:** 6.5 lb. (2.95 kg)
- **Ingress protection:** Plastic enclosure IP55
- **Wireless compatibility:** Bluetooth® 4.0 or newer
- **Wireless range:** Approximate 35 ft. (10 m)
- **Battery type:** Rechargeable battery pack
- **Battery Life:** Min 100 hrs. between charges
- **Battery operating environment charged:** 32 to 113°F (0 to 45°C)
- **Battery operating environment discharged:** 32 to 140°F (0 to 60°C)

App Compatibility

- **iOS® Devices:** iOS® 8.0 and newer, iPhone™ 4S and newer
- **Android™ Devices:** Android™ v4.3 and newer.

FCC/IC INFORMATION

NOTE: *This equipment has been tested and found to comply with the limits for a Class B digital device, pursuant to part 15 of the FCC Rules. These limits are designed to provide reasonable protection against harmful interference in a residential installation.*

This equipment generates, uses and can radiate radio frequency energy and, if not installed and used in accordance with the instructions, may cause harmful interference to radio communications. However, there is no guarantee that interference will not occur in a particular installation. If this equipment does cause harmful interference to radio or television reception, which can be determined by turning the equipment off and on, the user is encouraged to try to correct the interference by one or more of the following measures:

- Reorient or relocate the receiving antenna.
- Increase the separation between the equipment and receiver.
- Connect the equipment into an outlet on a circuit different from that to which the receiver is connected.
- Consult the dealer or an experienced radio/TV technician for help.

The antenna(s) used for this transmitter must not be co-located or operating in conjunction with any other antenna or transmitter.

CAUTION ⚠: Changes or modifications not expressly approved by the manufacturer responsible for compliance could void the user's authority to operate the equipment.

This device complies with Industry Canada licence-exempt RSS standard(s).

Operation is subject to the following two conditions:

- (1) this device may not cause interference, and
- (2) this device must accept any interference, including interference that may cause undesired operation of the device.

WARRANTY

The WRSX is warranted to be free from defects in materials and workmanship for a period of one year from the date of purchase. If within the warranty period your instrument should become inoperative from such defects, the unit will be repaired or replaced at UEi's option. This warranty covers normal use and does not cover damage which occurs in shipment or failure which results from alteration, tampering, accident, misuse, abuse, neglect or improper maintenance. Batteries and consequential damage resulting from failed batteries are not covered by warranty.

Any implied warranties, including but not limited to implied warranties of merchantability and fitness for a particular purpose, are limited to the express warranty. UEi shall not be liable for loss of use of the instrument or other incidental or consequential damages, expenses, or economic loss, or for any claim or claims for such damage, expenses or economic loss.

Warranty only covers hardware and does not extend to software applications.

A purchase receipt or other proof of original purchase date will be required before warranty repairs will be rendered. Instruments out of warranty will be repaired (when repairable) for a service charge

For more information on warranty and service, contact:

www.ueitest.com • Email: info@ueitest.com
1-800-547-5740

This warranty gives you specific legal rights. You may also have other rights, which vary from state to state.

DISPOSAL



CAUTION: This symbol indicates that equipment and its accessories shall be subject to separate collection and correct disposal.

STORAGE

Do not expose to high temperatures or humidity. After a period of storage in extreme conditions exceeding the limits mentioned in the General Specifications section, allow the instrument to return to normal operating conditions before using it.