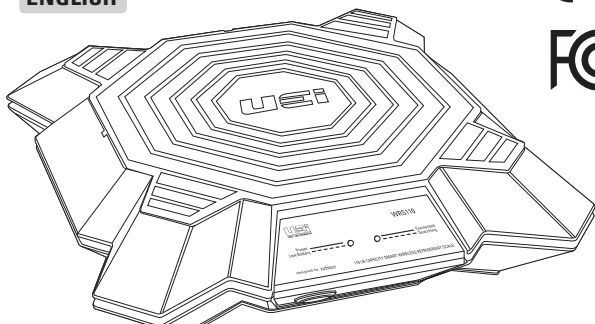


Smart Wireless Refrigeration Scales WRS110 & WRS220

INSTRUCTION MANUAL

ENGLISH

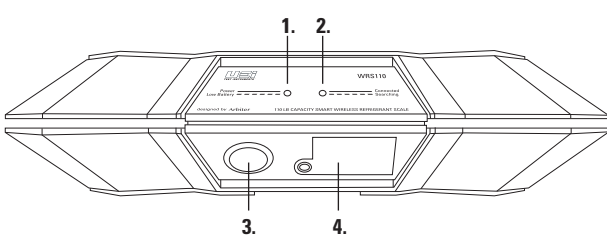


REQUIRES Compatible mobile device and the FREE downloadable App, "UEi Scale"

1-800-547-5740

www.ueitest.com • email: info@ueitest.com

SCALE OVERVIEW



- 1. Power Indicator:** Solid = Power on, Blinking = Low battery.
- 2. Wireless Indicator:** Solid = Wireless connection, Blinking = Not connected, currently searching for wireless device to connect.
- 3. Power Button:** Turn scale on or off.
- 4. Battery Access:** Open battery compartment with Phillips screwdriver.

QUICK START



Download and install the App named, "UEi Scale".

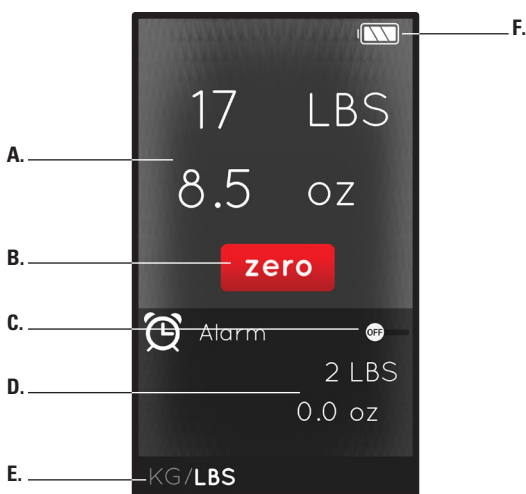
Power on your Scale by pressing the power button (See figure #3 above).

Make sure Bluetooth® is enabled on your mobile device. Wireless controls can be found in the Quick access tool bar on many devices or by navigating to the device settings menu.

Open the App "UEi Scale" on your mobile device. The App will automatically search and connect to your scale. The scale's Wireless Indicator LED will blink while searching for a device and turn solid once a successful connection is made. The App will start displaying readings as soon as a successful connection is made.

You are now ready to view live weight readings, set a target weight alarm, and adjust your units as needed.

APP OVERVIEW



- Viewing measurements:** Once Bluetooth® connection has been established between the phone and your scale you can easily view live weight measurements on the phone in the displayed weight area.
- Setting a Zero point:** Tap the "ZERO" button on the phone display to set a zero point from which to measure a differential weight. As weight is then added or removed from the scale platform the main display will calculate the change in weight from the set zero point.
- Alarm Setting:** Enable the alarm function by tapping the alarm switch on or off.
- Setting a Target Weight Alarm:** You can set a target weight value by tapping on the target weight units displayed below the alarm button. Use the number pad to enter a value. Once the alarm function is enabled, the app will alert you if the measured weight exceeds the magnitude of the target weight entered.
NOTE: The target weight value works as both a positive and negative value. For example, if you want to know when 5lbs have been removed from the scale platform, you can zero the scale with a load placed on it, then enter a target weight of 5lbs. When the displayed weight either drops to -5lbs or rises to +5lbs the alarm will sound.
- Setting Units:** You can switch between English and metric units by tapping the unit selection button in the lower portion of the display.
- Scale Battery Indicator:** Provides battery level of a connected scale.

GENERAL SPECIFICATIONS

WRS110

- **Maximum Load:** 110 Lbs. (50Kg)
- **Resolution:** 0.1 oz. (3g)
- **Accuracy:** 68° to 122°F (20° to 50°C) ±0.25% F.S. ±1 digit
- **Accuracy:** 32° to 68°F (0° to 20°C) or 122° to 158°F (50° to 70°C) ±0.60% F.S. ±1 digit

WRS220

- **Maximum Load:** 220 Lbs. (100Kg)
- **Resolution:** 0.2 oz. (5g)
- **Accuracy:** 68° to 122°F (20° to 50°C) ±0.2% F.S. ±1 digit
- **Accuracy:** 32° to 68°F (0° to 20°C) or 122° to 158°F (50° to 70°C) ±0.4% F.S. ±1 digit

WRS110 and WRS220

- **Dimensions:** 11 x 11 x 2.5 in (27.9 x 27.9 x 6.35 cm)
- **Scale weight:** 5.3 lb. (2.4 kg)
- **Ingress protection:** Plastic enclosure IP55
- **Wireless compatibility:** Bluetooth® 4.0 or newer
- **Wireless range:** Approximate 35 ft. (10 m)
- **Battery type:** 9V Alkaline
- **Battery Life:** 40 hrs. Approximate

App Compatibility

- **iOS® Devices:** iOS® 8.0+ newer, iPhone™ 4S and newer
- **Android™ Devices:** Android™ v4.3 and newer.

FCC INFORMATION

NOTE: *This equipment has been tested and found to comply with the limits for a Class B digital device, pursuant to part 15 of the FCC Rules. These limits are designed to provide reasonable protection against harmful interference in a residential installation.*

This equipment generates, uses and can radiate radio frequency energy and, if not installed and used in accordance with the instructions, may cause harmful interference to radio communications. However, there is no guarantee that interference will not occur in a particular installation. If this equipment does cause harmful interference to radio or television reception, which can be determined by turning the equipment off and on, the user is encouraged to try to correct the interference by one or more of the following measures:

- Reorient or relocate the receiving antenna.
- Increase the separation between the equipment and receiver.
- Connect the equipment into an outlet on a circuit different from that to which the receiver is connected.
- Consult the dealer or an experienced radio/TV technician for help.

CAUTION ⚠ : Changes or modifications not expressly approved by the manufacturer responsible for compliance could void the user's authority to operate the equipment.

This device complies with Industry Canada licence-exempt RSS standard(s).

Operation is subject to the following two conditions:

- (1) this device may not cause interference, and
- (2) this device must accept any interference, including interference that may cause undesired operation of the device.

WARRANTY

The WRS110 and WRS220 are warranted to be free from defects in materials and workmanship for a period of one year from the date of purchase. If within the warranty period your instrument should become inoperative from such defects, the unit will be repaired or replaced at UEi's option. This warranty covers normal use and does not cover damage which occurs in shipment or failure which results from alteration, tampering, accident, misuse, abuse, neglect or improper maintenance. Batteries and consequential damage resulting from failed batteries are not covered by warranty.

Any implied warranties, including but not limited to implied warranties of merchantability and fitness for a particular purpose, are limited to the express warranty. UEi shall not be liable for loss of use of the instrument or other incidental or consequential damages, expenses, or economic loss, or for any claim or claims for such damage, expenses or economic loss.

Warranty only covers hardware and does not extend to software applications.

A purchase receipt or other proof of original purchase date will be required before warranty repairs will be rendered. Instruments out of warranty will be repaired (when repairable) for a service charge

For more information on warranty and service, contact:

www.ueitest.com • Email: info@ueitest.com
1-800-547-5740

This warranty gives you specific legal rights. You may also have other rights, which vary from state to state.

This device complies with Industry Canada licence-exempt RSS standard(s).

Operation is subject to the following two conditions:

- (1) this device may not cause interference, and
- (2) this device must accept any interference, including interference that may cause undesired operation of the device.

DISPOSAL



CAUTION: This symbol indicates that equipment and its accessories shall be subject to separate collection and correct disposal.

STORAGE

Remove the batteries when instrument is not in use for a prolonged period of time. Do not expose to high temperatures or humidity. After a period of storage in extreme conditions exceeding the limits mentioned in the General Specifications section, allow the instrument to return to normal operating conditions before using it.