

Software Release Notes

Date: Jan 10th, 2018

Compatible Models	<input checked="" type="checkbox"/> NovoDS	<input checked="" type="checkbox"/> NovoDS4k	
Category	Release version	Operation System	Remarks
<input checked="" type="checkbox"/> Device Firmware	V3.0		
<input checked="" type="checkbox"/> Software			
NovoDS Studio	V3.0	Windows	
NovoDS Studio	V3.0	MAC	
NovoDS Mobile	V3.0	Android	

Key Changes

New Features

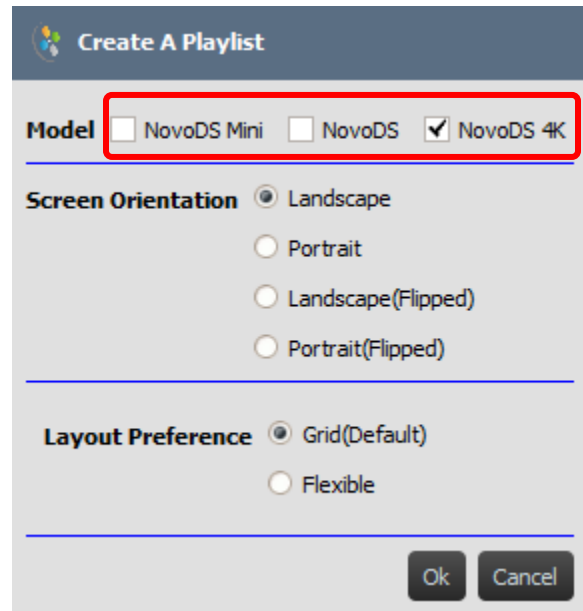
- ❖ The list of supported device models
- ❖ Supported flexible layout
- ❖ New picture transition effects

Improvements

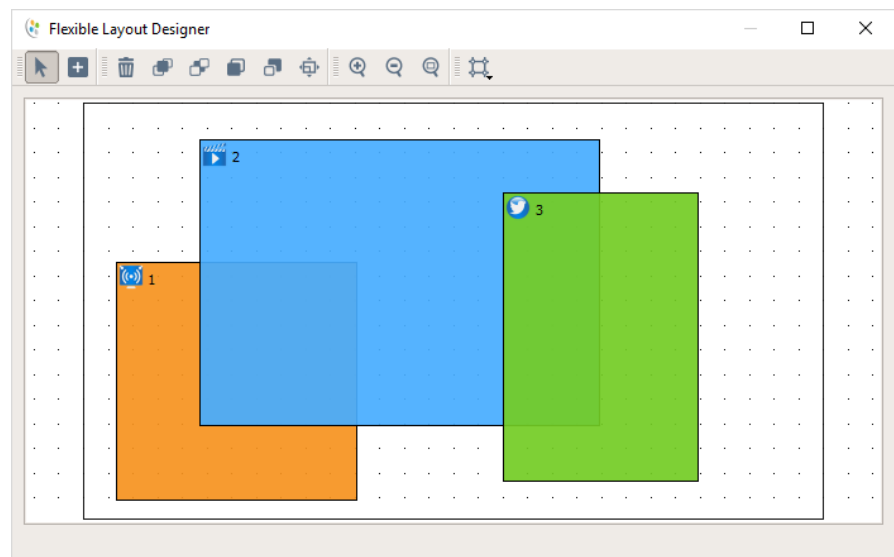
- Improve RS-232 and HDMI UI

What is the new feature?

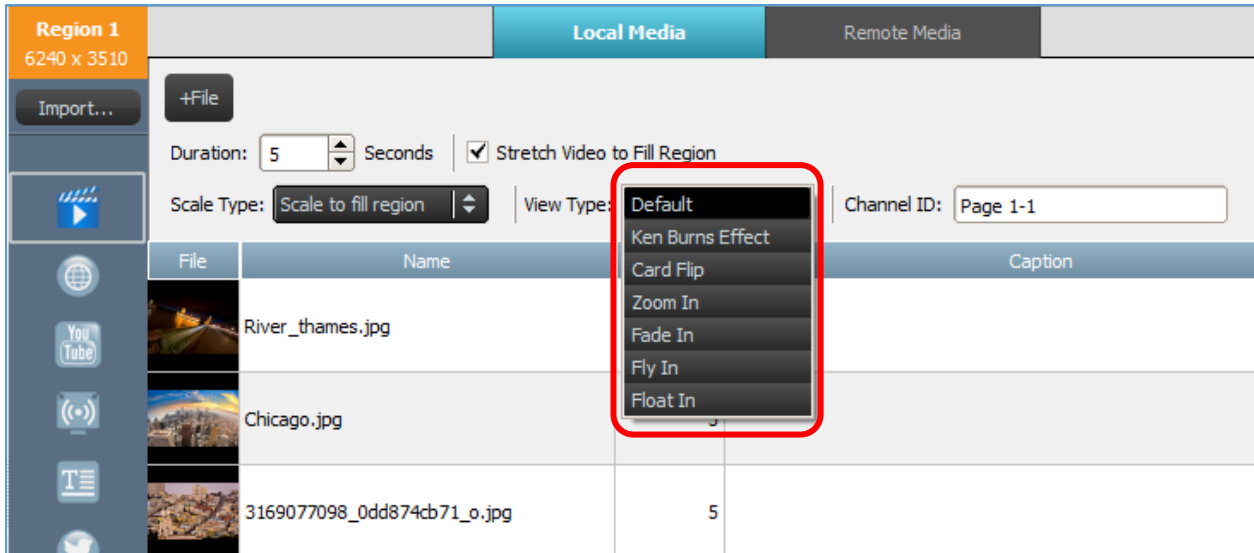
- **The List of Supported Models**



- **Flexible Layout for NovoDS4k Playlists**



- **New Picture Transition Effects – Card Flip, Zoom in, Fade in, Fly in, and Float in**



How to upgrade

- Device Firmware upgrade
 - Go to Device “Settings → Firmware Upgrade” , follow the on-screen instruction to get the latest version updated
- Software upgrade – visit www.vivitekusa.com, or Google Play store. Follow the instruction to get the latest version updated

Contact Vivitek Customer Service for support

Tel: 1-855-VVK-BEST (1-855-885-2378) <https://www.vivitekusa.com/contact/>