


▼ XC1502TB



## Portable Battery Pump for Torque Applications

- Ideal for maintenance bolting applications requiring portability and convenience
- Interactive pendant provides visual and vibratory feedback of pump operation
- User can set pressure and operate in manual or auto-cycle mode
- Superior run-time with 5Ah, 28V battery
- Brushless DC motor extends motor life and reduces maintenance
- 20-foot detachable pendant control, with option to use trigger control as well
- 4-inch glycerin-filled gauge for easy viewing
- User-adjustable relief valve can be locked when desired pressure is set



### 28-Volt Battery

The **XC28V5** with Lithium-Ion technology for maximum battery performance.



### Battery Charger

1-hour quick charger.

<b>XC115VC</b>	115 VAC
<b>XC230VC</b>	230 VAC



### Roll Cage

A roll cage accessory is available for all XC models. Please order model number **XCRCTK**.



### Torque Wrenches

The following wrenches are ideal for use with the XC Cordless Torque Wrench Pump:

#### Torque Wrench Series

S	W	RSL	DSX	HMT
S1500X	W2000X	RSL1500	DSX1500	HMT1500
S3000X	W4000X	RSL3000	DSX3000	HMT3500
		RSL5000		HMT7500

Larger wrenches will work with the pump, battery run time and application speed will be impacted.

# Cordless Torque Pumps



The XC-Series Cordless Torque Wrench pump is ideal for maintenance applications in the PowerGen, Oil & Gas and MRO markets. This portable pump is perfect for remote locations, sites that do not have access to power or where trip hazards are a concern.

The interactive pendant allows the user to set and clear pressure and operate in manual or auto-cycle mode.

The pump has an easily accessible user adjustable valve for precise pressure control.

### Fasteners Torqued On One Charge

Torque Wrench	Nut AF (in)	Stud (in)	Pressure (psi)	Torque (ft-lbs)	Fasteners Torqued
S3000X	2 3/8"	1 1/2"	4800	1500	32
W2000X	2 3/8"	1 1/2"	5000	1000	52

## XC Series



Useable Oil Capacity:

**120 in<sup>3</sup>**

Flow at Rated Pressure:

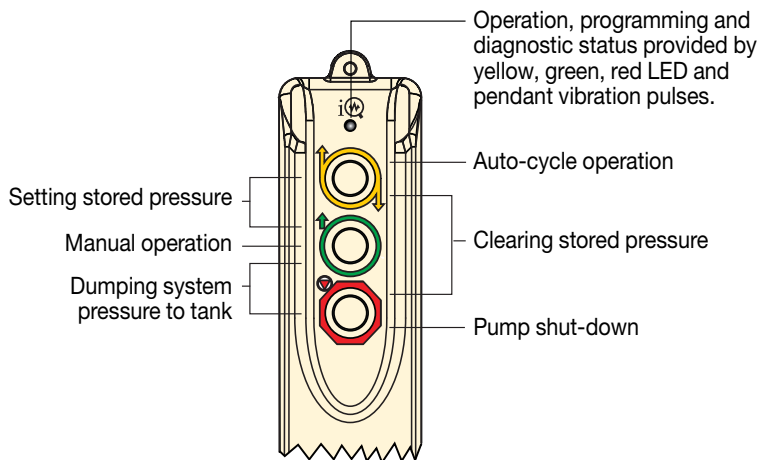
**15 in<sup>3</sup>/minute**

Motor Size:

**0.5 hp**

Maximum Operating Pressure:

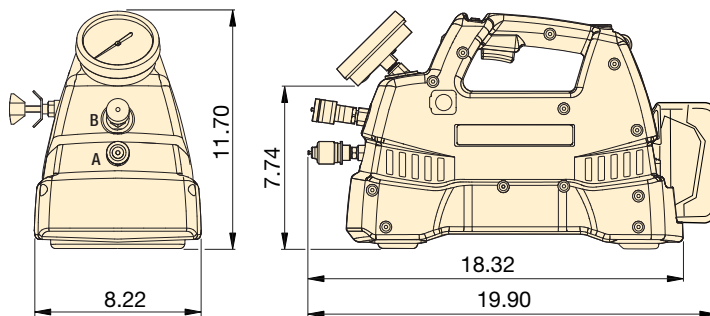
**10,000 psi**



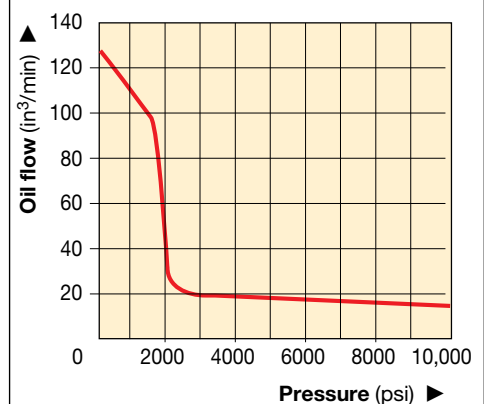
### Twin Torque Wrench Hoses

Use Enerpac THQ700 series twin hoses with 10,000 psi torque pumps.

6 feet long, 2 hoses	<b>THQ702T</b>
19.5 feet long, 2 hoses	<b>THQ706T</b>
39 feet long, 2 hoses	<b>THQ712T</b>



### OIL FLOW vs. PRESSURE



Pump Type	Useable Oil Capacity (in <sup>3</sup> )	Model Number	Output Flow Rate (in <sup>3</sup> /min)			Included with Pump	Weight (includes oil) (lbs)
			No Load	2000 psi	10,000 psi		
Cordless Pump Kit	120	<b>XC1502TB</b>	125	30	15	2 batteries and 115V charger	29.0
Cordless Pump Kit	120	<b>XC1502TE</b>	125	30	15	2 batteries and 230V charger	29.0
Cordless Pump	120	<b>XC1502T*</b>	125	30	15	No batteries or charger	26.6

\* Batteries and charger not included.