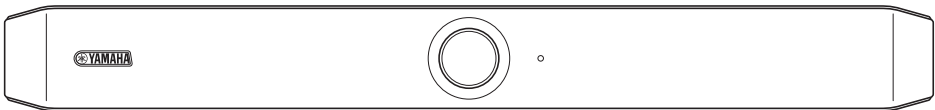




**VIDEO CONFERENCE SYSTEM**  
**SYSTÈME DE VIDÉOCONFÉRENCE**  
**SISTEMA DE VIDEOCONFERENCIA**  
**СИСТЕМА ВИДЕОКОНФЕРЕНЦСВЯЗИ**  
视频电话会议终端  
視訊會議系統  
ビデオ会議システム

# CS-800



- EN** Safety guide
- DE** Sicherheitsanleitung
- FR** Guide de sécurité
- ES** Guía de seguridad
- PT** Guia de Segurança
- IT** Guida alla sicurezza
- RU** Руководство по безопасности
- ZH-CN** 安全须知
- ZH-TW** 安全須知
- KO** 안전 가이드
- JA** セーフティーガイド

English

Deutsch

Français

Español

Português

Italiano


Русский

简体中文


繁體中文

한국어

日本語



**CAUTION**  
RISK OF ELECTRIC SHOCK DO  
NOT OPEN



**CAUTION:**  
TO REDUCE THE RISK OF ELECTRIC SHOCK,  
DO NOT REMOVE COVER (OR BACK).  
NO USER-SERVICEABLE PARTS INSIDE. REFER  
SERVICING TO QUALIFIED SERVICE PERSONNEL.

### Explanation of Graphical Symbols



The lightning flash with arrowhead symbol within an equilateral triangle is intended to alert the user to the presence of uninsulated "dangerous voltage" within the product's enclosure that may be of sufficient magnitude to constitute a risk of electric shock to persons.



The exclamation point within an equilateral triangle is intended to alert the user to the presence of important operating and maintenance (servicing) instructions in the literature accompanying the product.



**ATTENTION**  
RISQUE DE CHOC ELECTRIQUE-  
NE PAS OUVRIR



**ATTENTION:**  
POUR RÉDUIRE LES RISQUES D'ÉLECTROCUTION, NE PAS RETIRER  
LE CAPOT (OU LE DOS). NE CONTIENT PAS DE PIÈCES NÉCESSITANT  
L'INTERVENTION DE L'UTILISATEUR. POUR TOUTE INTERVENTION,  
FAIRE APPEL À DES PROFESSIONNELS QUALIFIÉS.

### Explication des symboles



L'éclair avec une flèche à l'intérieur d'un triangle équilatéral est destiné à attirer l'attention de l'utilisateur sur la présence d'une « tension dangereuse » non isolée à l'intérieur de l'appareil, pouvant être suffisamment élevée pour constituer un risque d'électrocution.



Le point d'exclamation à l'intérieur d'un triangle équilatéral est destiné à attirer l'attention de l'utilisateur sur la présence d'instructions importantes sur l'emploi ou la maintenance (réparation) de l'appareil dans la documentation fournie.

### IMPORTANT SAFETY INSTRUCTIONS

1. Read these instructions.
2. Keep these instructions.
3. Heed all warnings.
4. Follow all instructions.
5. Do not use this apparatus near water.
6. Clean only with dry cloth.
7. Do not block any ventilation openings. Install in accordance with the manufacturer's instructions.
8. Do not install near any heat sources such as radiators, heat registers, stoves, or other apparatus (including amplifiers) that produce heat.
9. Do not defeat the safety purpose of the polarized or grounding type plug. A polarized plug has two blades with one wider than the other. A grounding type plug has two blades and a third grounding prong. The wide blade or the third prong are provided for your safety. If the provided plug does not fit into your outlet, consult an electrician for replacement of the obsolete outlet.
10. Protect the power cord from being walked on or pinched particularly at plugs, convenience receptacles, and the point where they exit from the apparatus.
11. Only use attachments/accessories specified by the manufacturer.
12. Use only with the cart, stand, tripod, bracket, or table specified by the manufacturer, or sold with the apparatus. When a cart is used, use caution when moving the cart/apparatus combination to avoid injury from tip-over.
13. Unplug this apparatus during lightning storms or when unused for long periods of time.
14. Refer all servicing to qualified service personnel. Servicing is required when the apparatus has been damaged in any way, such as power-supply cord or plug is damaged, liquid has been spilled or objects have fallen into the apparatus, the apparatus has been exposed to rain or moisture, does not operate normally, or has been dropped.



#### WARNING

TO REDUCE THE RISK OF FIRE OR ELECTRIC SHOCK, DO NOT EXPOSE THIS APPARATUS TO RAIN OR MOISTURE.

### PRÉCAUTIONS CONCERNANT LA SÉCURITÉ

1. Lire ces instructions.
2. Conserver ces instructions.
3. Tenir compte de tous les avertissements.
4. Suivre toutes les instructions.
5. Ne pas utiliser ce produit à proximité d'eau.
6. Nettoyer uniquement avec un chiffon propre et sec.
7. Ne pas bloquer les orifices de ventilation. Installer l'appareil conformément aux instructions du fabricant.
8. Ne pas installer l'appareil à proximité d'une source de chaleur comme un radiateur, une bouche de chaleur, un poêle ou tout autre appareil (y compris un amplificateur) produisant de la chaleur.
9. Ne pas modifier le système de sécurité de la fiche polarisée ou de la fiche de terre. Une fiche polarisée dispose de deux broches dont une est plus large que l'autre. Une fiche de terre dispose de deux broches et d'une troisième pour le raccordement à la terre. Cette broche plus large ou cette troisième broche est destinée à assurer la sécurité de l'utilisateur. Si la fiche équipant l'appareil n'est pas compatible avec les prises de courant disponibles, faire remplacer les prises par un électricien.
10. Acheminer les cordons d'alimentation de sorte qu'ils ne soient pas piétinés ni coincés, en faisant tout spécialement attention aux fiches, prises de courant et au point de sortie de l'appareil.
11. Utiliser exclusivement les fixations et accessoires spécifiés par le fabricant.
12. Utiliser exclusivement le chariot, le stand, le trépied, le support ou la table recommandés par le fabricant ou vendus avec cet appareil. Si l'appareil est posé sur un chariot, déplacer le chariot avec précaution pour éviter tout risque de chute et de blessure.
13. Débrancher l'appareil en cas d'orage ou lorsqu'il doit rester hors service pendant une période prolongée.
14. Confier toute réparation à un personnel qualifié. Faire réparer l'appareil s'il a subi tout dommage, par exemple si la fiche ou le cordon d'alimentation est endommagé, si du liquide a coulé ou des objets sont tombés à l'intérieur de l'appareil, si l'appareil a été exposé à la pluie ou à de l'humidité, si l'appareil ne fonctionne pas normalement ou est tombé.

#### AVERTISSEMENT

POUR RÉDUIRE LES RISQUES D'INCENDIE OU DE DÉCHARGE ÉLECTRIQUE, N'EXPOSEZ PAS CET APPAREIL À LA PLUIE OU À L'HUMIDITÉ.

## FCC INFORMATION (U.S.A.)

### 1. IMPORTANT NOTICE: DO NOT MODIFY THIS UNIT!

This product, when installed as indicated in the instructions contained in this manual, meets FCC requirements. Modifications not expressly approved by Yamaha may void your authority, granted by the FCC, to use the product.

### 2. IMPORTANT:

When connecting this product to accessories and/or another product use only high quality shielded cables. Cable/s supplied with this product MUST be used. Follow all installation instructions. Failure to follow instructions could void your FCC authorization to use this product in the USA.

### 3. NOTE:

This equipment has been tested and found to comply with the limits for a Class A digital device, pursuant to Part 15 of the FCC rules. These limits are designed to provide reasonable protection against harmful interference when the equipment is operated in a commercial environment. This equipment generates, uses and can radiate radio frequency energy and, if not installed and used in accordance with the instruction manual, may cause harmful interference to radio communications. Operation of this equipment in a residential area is likely to cause harmful interference in which case the user will be required to correct the interference at his own expense.

## COMPLIANCE INFORMATION STATEMENT (Supplier's declaration of conformity procedure)

Responsible Party: Yamaha Unified Communications, Inc.

Address: 144 North Rd, Suite 3250 Sudbury, MA 01776

Telephone: 800-326-1088

Type of Equipment: Video Conference System

Model Name: CS-800

This device complies with Part 15 of the FCC Rules.

Operation is subject to the following two conditions:

- 1) this device may not cause harmful interference, and
- 2) this device must accept any interference received including interference that may cause undesired operation.

# PRECAUTIONS

Please read these precautions carefully before proceeding.

## Be sure to follow the instructions

Please carefully read and observe the following precautions to avoid harm to people or damage to your personal property.

After reading this document thoroughly, please retain it in a location that anyone using the product can access at any time.

- Contact the following customer center for inspection or repair.
  - The store you purchased the product
- This product is intended for use as a general household device. Do not use it in any field or activity requiring a high degree of reliability in relation to human lives or valuable assets.
- Please note that Yamaha cannot accept any liability for any losses resulting from improper use or unauthorized modification of the product.



## WARNING

**These precautions alert you to the possibility of death or serious injury to yourself or others.**

## If you notice any abnormality

- If any of the following abnormalities occur, immediately shut down the power.
    - The power cord or plug becomes damaged.
    - Unusual smells, noise or smoke are emitted from the product.
    - An object or some water has been dropped into the product.
    - Cracks or other damage appear on the product.
- Follow the steps below to shut down the power.
- Disconnect the power cord plug from the AC outlet.

Continuing to use the product as-is may result in fire, electrical shock or damage to the product. Request inspection or repair immediately.

## Power supply

- Do not damage the power cord.
    - Do not place the power cord near heat sources such as heaters.
    - Do not forcefully bend or modify the power cord.
    - Do not damage the power cord.
    - Do not place heavy objects on the power cord.
    - Do not staple the power cord.
- Using a frayed power cord with the core wire exposed may result in fire, electrical shock or damage to the product.
- During lightning or electrical storms, do not touch this product, power plug or power cord. Otherwise, electrical shock may be caused.
  - Use the voltage specified for this product. Using an incorrect voltage may result in fire, electrical shock or damage to the product.
  - Be sure to use only the item listed below to supply power:
    - Included AC adaptor
    - Included power cord
- Otherwise, fire, burns or damage to the product may be caused.
- Do not use the following Included accessories with other devices.
    - AC adaptor
    - Power cord
- Otherwise, fire, burns or damage to the product may be caused.
- Check the power cord plug periodically and remove any dirt or dust that may have accumulated. Otherwise, fire or electrical shock may be caused.
  - Be sure to fully insert the power cord plug into an AC outlet. Otherwise, electrical shock, or fire or damage to the product due to short circuit may be caused.

- Insert the power cord plug into the AC outlet that is visible and easily accessible.  
If some trouble or malfunction occurs, you should be able to immediately disconnect the plug from the AC outlet easily. Even when the power switch is turned off, as long as the power cord is not unplugged from the wall AC outlet, the product is not disconnected from the power source completely.
- As soon as you hear thunder, disconnect the power cord plug from the AC outlet.  
Otherwise, fire or damage to the product may be caused.
- If you plan not to use the product for a long period of time, remove the power cord plug from the AC outlets.  
Otherwise, fire or damage to the product may be caused.

## Connections

---

- Always read the manuals of the devices to be connected and follow the directions they contain.  
Failure to do so may result in fire, overheating, explosion, or malfunction.

## Do not disassemble

---

- Do not modify or disassemble this product.  
Otherwise, fire, electrical shock, injury or damage to the product may be caused.

## Water warning

---

- Do not use this product in damp or wet conditions, such as a bathroom or rainy outdoor location. Do not place on this product any containers (such as vases or medicine bottles) that contain liquids.  
If liquid spills into the product, fire, electrical shock or damage to the product may be caused.
- Do not insert the power cord plug into or remove it from the AC outlet with wet hands. Do not handle this product with wet hands.  
Otherwise, electrical shock or damage to the product may be caused.

## Fire warning

---

- Do not handle open flames near this product.  
Otherwise, fire may be caused.

## Maintenance

---

- Do not use aerosols or spray-type chemicals that contain combustible gas for cleaning or lubrication.  
Otherwise, the combustible gas will remain inside this product, which may cause explosion or fire.

## Handling

---

- Do not drop this product or AC adaptor, or apply any strong impact to them.  
Otherwise, fire, electrical shock or damage to the product may be caused.

## Batteries

---

- Keep batteries out of the reach of children.
  - Do not allow batteries to be swallowed.
  - If the battery storage compartment does not close securely, stop using this product and store it in a place out of the reach of children.
 If a battery is swallowed, immediately seek medical attention. If a battery is swallowed, within 2 hours it may cause severe chemical burns and destruction of tissue within the body, leading to death.
- Do not throw batteries into an open fire. Do not expose batteries to high temperatures, such as direct sunlight or an open fire.  
Otherwise, they may explode, resulting in fire or injury.
- If battery liquid is leaking, do not touch the liquid.  
Otherwise, loss of vision or chemical burns may be caused. If you touch the battery liquid, wash it away with water immediately, and consult a physician.
- Do not use batteries incorrectly.
  - Do not use batteries other than those specified.
  - Ensure that the batteries are inserted in the correct direction according to the +/- polarity markings.
  - Do not disassemble batteries.
  - Do not charge non-rechargeable dry cell batteries.

Doing so may cause rupture or leakage of fluid, leading to fire, burns, blindness, inflammation, or damage to the product. If contact is made with the fluid, immediately wash it away with water and seek medical attention.

## PRECAUTIONS

- Do not carry the batteries in a pocket or bag or store them along with a piece of metal.

Otherwise, the batteries may short-circuit, leading to an explosion or leaking liquid, which could result in fires, loss of vision, or injuries.

- If you plan not to use the product for a long period of time, or if the batteries are completely discharged, remove them from the remote control.

Otherwise, battery liquid may leak, possibly resulting in loss of vision, inflammatory injury, or damage to the product.

- Before you store or discard the batteries, apply a piece of tape to the connectors to insulate them.

If the battery connectors come into contact with other batteries or metallic objects, they may explode or battery liquid may leak, possibly resulting in fire, burns, loss of vision, or inflammatory injury.

## Wireless unit

---

- Do not use this product in an area where the use of radio waves is restricted, such as near medical devices.

Otherwise, radio waves emitted from this product may affect the operation of medical electric equipment.

- Do not use this product within 15 cm (6 in) of a person with a heart pacemaker implant or a defibrillator implant.

Otherwise, radio waves emitted from this product may affect the operation of the pacemaker implant or the defibrillator implant.



## CAUTION

---

**These precautions alert you to the possibility of physical injury to yourself or others.**

## Power supply

---

- Do not cover or wrap the AC adaptor with a cloth or blanket.  
Otherwise, heat will build up inside, and fire or disfiguration may be caused.
- If the power cord plug inserted into the AC outlet is wiggly or loose, do not use that outlet.  
Otherwise, fire, electrical shock or burns may be caused.
- When removing the power cord plug from the product or an outlet, always hold the plug itself and not the cord.  
Otherwise, the power cord may be damaged, resulting in fire or electrical shock.

## Installation

---

- Do not place this product in an unstable position or a location subject to vibration.  
Otherwise, the product may fall or tip over, resulting in injuries or damage to the product.
- Assemble and install this product in accordance with the instructions described in the following manual.
  - Quick Guide (on our website)Otherwise, the product may fall or tip over, resulting in injuries or damage to the product.
- Before moving this product, be sure to remove all connected cables.  
Otherwise, the cables might be caught by a foot or hand, and the product may fall or tip over, resulting in injuries or damage to the product.
- Be sure to request the installation work of mounting bracket from a qualified installation company.  
Improper installation may cause injury or damage to the product or property.

- When attaching the mounting bracket, firmly tighten the mounting screws, etc. When loosening screws, do not do so abruptly. After a long period of use, check that no screws have become loose.  
Otherwise, the product may fall or tip over, causing injuries.
- Do not attach the mounting bracket when the product is in an unstable location.  
Otherwise, the product may fall or tip over, causing injuries.
- When attaching the mounting bracket, do not use other screws than the ones included in the accessories. (Screws for attaching the wall mounting bracket to the wall are not included.)  
Otherwise, damage or injuries may result.

## Connections

---

- If you plan to connect external devices, first read the owner's manual for each device, and connect them in accordance with the instructions.  
If you do not follow the instructions correctly, injury or damage to the product may be caused.

## Hearing loss

---

- Do not expose yourself to high volume sound for an extended period of time.  
Otherwise, hearing loss may be caused. If you experience any hearing abnormality, consult a physician.
- If you plan to connect this product to any other devices, first turn off the power to all devices.  
Otherwise, hearing loss, electrical shock or damage to the product may be caused.
- Before turning on the power to or using this product, do not raise the volume level too high. Before turning off the power to this product, set the volume levels of this product and all connected devices to minimum.  
Otherwise, hearing loss or damage to the product may be caused.
- When turning on the power to the audio system, always turn on the power to this product LAST. When turning off the power to the audio system, turn off the power to this product FIRST.  
Otherwise, hearing loss or damage to the product may be caused.

## Maintenance

---

- Before cleaning the product, be sure to remove the power cord plug from the AC outlet.  
Otherwise, electrical shock may be caused.

## Handling

---

- Keep small parts away from infants.  
Otherwise, they may swallow them by accident.

# PRECAUTIONS FOR USE

## NOTICE

---

Follow the precautions below to avoid malfunction and damage to this product and to prevent the loss of data.

### Power supply

---

- If you plan not to use this product for a long period of time, remove the power cord plug from the AC outlet.  
Even if this unit is turned off by [⏻] (Standby/On) of the remote control, a small amount of current still flows through this product.

### Installation

---

- Depending on the environment in which you use the product, a phone, radio or TV may generate noise. In that case, change the product location or orientation, or the surrounding environment.
- Do not install this product in a place subject to:
  - Direct sunlight
  - Extremely high or low temperatures
  - Excessive dustOtherwise, malfunction or damage to the product may be caused.
- Do not install this product in a place where condensation can form due to rapid, drastic changes in ambient temperature. Using the product while condensation is present may cause damage to the product. If there is a reason to believe that condensation might have occurred on or in this product, leave it for several hours without turning on the power. You can start using the product when the condensation has completely dried.
- Do not install this product in the vicinity of a:
  - Metal wall or desk
  - Microwave oven
  - Wireless LAN device
  - Wireless microphone transmitterOtherwise, the quality of the radio waves may be degraded, resulting in unstable wireless communication.

### Connections

---

- Do not connect this product to a public Wi-Fi and/or Internet service directly. Only connect this product to the Internet through a router with strong password protections. Consult your router manufacturer for information on optimum security practices.

### Maintenance

---

- Use a dry, soft cloth to clean this product. Do not use benzine, thinner, detergent or chemical rag to clean the surface of the product. Otherwise, the surface may be discolored or deteriorate.



# IMPORTANT INFORMATION

## NOTE

This section describes precautions to be observed during use, functional restrictions, and supplemental information that may be helpful for you.

### Product features

- Yamaha continuously makes improvements and updates to the software included in this product. You can download the latest software from the Yamaha website.
- This is a class A product. Operation of this product in a residential environment could cause radio interference.
- This product contains a battery that contains perchlorate material.  
Perchlorate Material - special handling may apply.  
See [www.dtsc.ca.gov/hazardouswaste/perchlorate](http://www.dtsc.ca.gov/hazardouswaste/perchlorate)

### Wireless function

#### [Models for U.K and EU]

##### Bluetooth

Radio Frequency: 2402 MHz to 2480 MHz  
Maximum Output Power (EIRP): 7.6 dBm

##### Wi-Fi (2.4 GHz)

Radio Frequency: 2412 MHz to 2472 MHz  
Maximum Output Power (EIRP): 19.7 dBm

#### [Models for USA and CANADA]

##### Bluetooth

Radio Frequency: 2402 MHz to 2480 MHz  
Maximum Output Power (EIRP): 7.23 dBm

##### Wi-Fi (2.4 GHz)

Radio Frequency: 2412 MHz to 2462 MHz  
Maximum Output Power (EIRP): 14.01 dBm

This transmitter must not be co-located or operated in conjunction with any other antenna or transmitter.

This equipment complies with FCC radiation exposure limits set forth for an uncontrolled environment and meets the FCC radio frequency (RF) Exposure Guidelines. This equipment should be installed and operated keeping the radiator at least 20cm or more away from person's body.

This equipment complies with FCC radiation exposure limits set forth for an uncontrolled environment and meets the FCC radio frequency (RF) Exposure Guidelines. This equipment has very low levels of RF energy that is deemed to comply without testing of specific absorption rate (SAR).

This equipment complies with ISED radiation exposure limits set forth for an uncontrolled environment and meets RSS-102 of the ISED radio frequency (RF) Exposure rules. This equipment should be installed and operated keeping the radiator at least 20cm or more away from person's body.

This equipment complies with ISED radiation exposure limits set forth for an uncontrolled environment and meets RSS-102 of the ISED radio frequency (RF) Exposure rules as this equipment has very low levels of RF energy.

This device contains licence-exempt transmitter(s)/receiver(s) that comply with Innovation, Science and Economic Development Canada's licence-exempt RSS(s). Operation is subject to the following two conditions:

1. This device may not cause interference.
2. This device must accept any interference, including interference that may cause undesired operation of the device.

## **Nameplate of this product**

Product information, such as the model name (product number), manufacturing number (serial number), and power requirements, is displayed on or in the vicinity of the nameplate on the product. We recommend that you fill in the following space with the model name and serial number, and store this document in a safe place so that the information will help you identify your product in case you lose the product.

### **■ Unit**

**Model No.**

---

**Serial No.**

---

### **■ Remote control**

**Model No.**

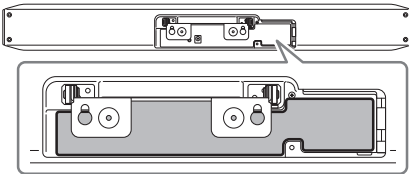
---

**Serial No.**

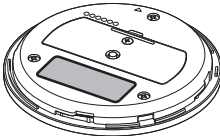
---

The nameplate is on the rear of the main unit as well as on the inside the microphone mute button case on the bottom of the remote control

Unit



Remote control



## **Contents of this document**

- The illustrations as shown in this document are for instructional purposes only.
- The company names and product names in this document are the trademarks and registered trademarks of their respective companies.
- The contents of this document apply to the latest specifications as of the publishing date. You can download the latest version from the Yamaha website.
- Unauthorized copying of this document in part or in its entirety is prohibited.

## **Disposal or transfer**

- If you plan to transfer ownership of this product, include this document and the supplied accessories along with the product.
- Follow the rules of your local authority to dispose of this product and its accessories.
- Follow the rules of your local authority to dispose of used batteries.

## Protecting the environment

### Information for users on collection and disposal of old equipment and used batteries:



These symbols on the products, packaging, and/or accompanying documents mean that used electrical and electronic products and batteries should not be mixed with general household waste. For proper treatment, recovery and recycling of old products and used batteries, please take them to applicable collection points, in accordance with your national legislation.



By disposing of these products and batteries correctly, you will help to save valuable resources and prevent any potential negative effects on human health and the environment which could otherwise arise from inappropriate waste handling.



Cd

For more information about collection and recycling of old products and batteries, please contact your local municipality, your waste disposal service or the point of sale where you purchased the items.

### For business users in the European Union:

If you wish to discard electrical and electronic equipment, please contact your dealer or supplier for further information.

### Information on Disposal in other Countries outside the European Union:

These symbols are only valid in the European Union. If you wish to discard these items, please contact your local authorities or dealer and ask for the correct method of disposal.

### Note for the battery symbol (bottom two symbol examples):

This symbol might be used in combination with a chemical symbol. In this case it complies with the requirement set by the EU Battery Directive for the chemical involved.

### WARNING

#### DO NOT INGEST BATTERY, CHEMICAL BURN HAZARD

The remote control supplied with this product contains a coin/button cell battery. If the coin/button cell battery is swallowed, it can cause severe internal burns in just 2 hours and can lead to death.

Keep new and used batteries away from children. If the battery compartment does not close securely, stop using the product and keep it away from children.

If you think batteries might have been swallowed or placed inside any part of the body, seek immediate medical attention.

