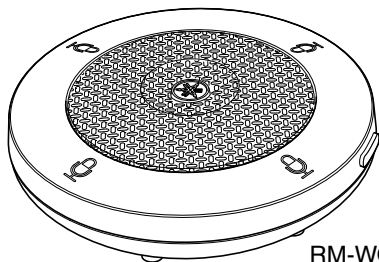




WIRELESS MICROPHONE
MICROPHONE SANS FIL

RM-WOM RM-WDR RM-WGL RM-WGS



RM-WOM

- EN** Owner's Manual
- DE** Benutzerhandbuch
- FR** Mode d'emploi
- ES** Manual de instrucciones
- PT** Manual do Proprietário
- IT** Manuale di istruzioni
- JA** 取扱説明書（保証書付き）

English

Deutsch

Français

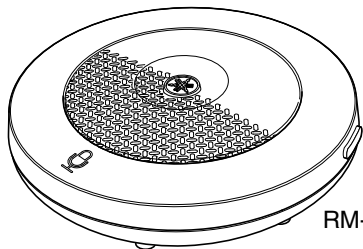
Español

Português

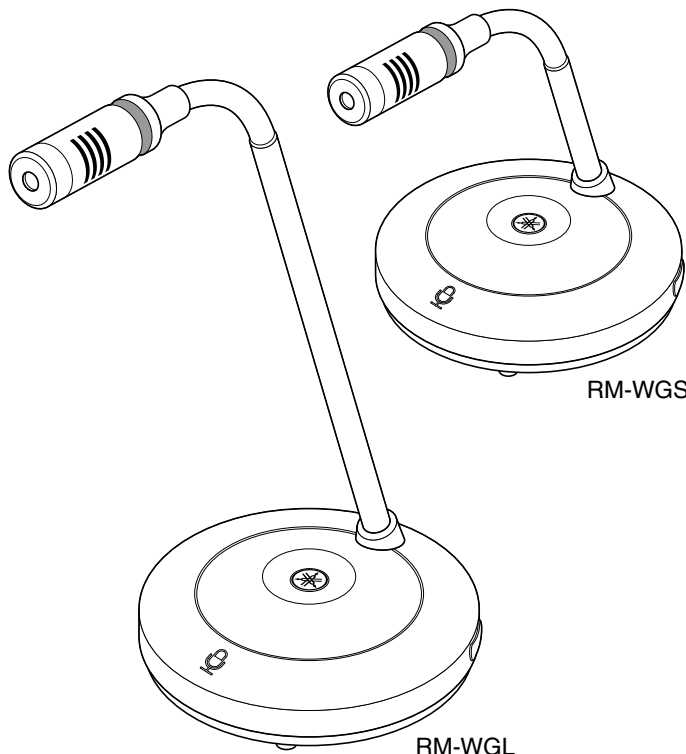
Italiano

日本語





RM-WDR



RM-WGS

RM-WGL

CONTENTS

PRECAUTIONS	4
NOTICE	8
INFORMATION	9
INTRODUCTION	11
Included items	11
Reference manuals.....	11
Before use	11
CONTROLS AND FUNCTIONS	12
Top panel/side panel.....	12
Bottom panel	14
MAIN SPECIFICATIONS	15

The model number, serial number, power requirements, etc., may be found on or near the name plate, which is at the bottom of the unit. You should note this serial number in the space provided below and retain this manual as a permanent record of your purchase to aid identification in the event of theft.

Model No.

Serial No.

PRECAUTIONS

PLEASE READ CAREFULLY BEFORE PROCEEDING

Please keep this manual in a safe place for future reference.

Yamaha cannot be held responsible for damage caused by improper use or modifications to the product, or data that is lost or destroyed.



WARNING

Always follow the basic precautions listed below to avoid the possibility of serious injury or even death from electrical shock, short-circuiting, damages, fire or other hazards. These precautions include, but are not limited to, the following:

If you notice any abnormality

- If any of the following problems occur, immediately remove the battery from the product.
 - Unusual smells or smoke are emitted.
 - Some object, or water has been dropped into the product.
 - Cracks or other visible damage appear on the product.Then have the product inspected or repaired by qualified Yamaha service personnel.

Power supply

- [When charging this product through its USB port]
Do not damage the USB cable. Failure to observe this precaution could result in fire, electric shock, or damage to the product.
 - Do not place heavy objects on the cable.
 - Do not process the cable in any way.
 - Do not apply excessive force to the cable.
 - Be sure to keep the cable away from anything hot.
- [When charging this product through its USB port]
Connect to a USB power adaptor or computer that meets USB standards. Making an incorrect connection may cause fire, electric shock or malfunctions.

Do not open

- This product contains no user-serviceable parts. Do not attempt to disassemble the internal parts or modify them in any way.

Water warning

- Do not expose the product to rain, use it near water or in damp or wet conditions, or place on it any containers (such as vases, bottles or glasses) containing liquids which might spill into any openings.

Fire warning

- Do not place any burning items or open flames near the product, since they may cause a fire.

Battery

- Do not use batteries other than specified batteries. Otherwise, the performance and safety of the product may suffer. Fluid leakage, overheating, rupture, fire or damage may also occur.
- Insert the battery in the correct orientation. Failure to do so might result in a fire, burns, or inflammation due to fluid leaks.
- Charge only in a specified way and with a specified charger. Charging in an unspecified way or with an unspecified charger may cause leakage, overheating, explosion, or malfunction.
- Charge within the specified charging temperature range. Charging at a temperature outside the range may cause leakage, explosion, fire, or damage.
- Never charge when the battery is wet. Doing so may cause electric shock, leakage, explosion, fire, or malfunction due to short circuiting.
- Do not disassemble a battery. If the contents of the battery get on your hands or in your eyes, it can cause blindness or chemical burns. Disassembling may cause overheating, explosion, fire, or malfunction.
- Do not dispose of batteries in fire. Doing so may result in the battery bursting, causing a fire or injury.
- Do not expose the battery to heat or high temperatures such as sunlight or fire. The battery may burst, causing a fire or injury.

- Do not drop the battery or subject it to impacts. Fluid leakage, overheating, rupture, fire or damage may also occur. If the battery is dropped or subjected to impacts, discontinue using it, even if it does not look damaged.
- If the batteries do leak, avoid contact with the leaked fluid. If the battery fluid should come in contact with your eyes, mouth, or skin, wash immediately with water and consult a doctor. Battery fluid is corrosive and may possibly cause loss of sight or chemical burns.
- Keep new and used batteries away from children. If you think batteries might have been swallowed or placed inside any part of the body, seek immediate medical attention. If the battery is swallowed, it can cause severe internal burns in just two hours and can lead to death.
- When storing batteries, insulate the terminal area by applying tape, or some other protection. If the terminal of the battery touches other batteries or metal objects, it may cause overheating, fire, or battery fluid leakage.
- Do not put in a pocket or bag, carry, or store batteries together with pieces of metal. The battery could short, burst, or leak, causing a fire or injury.
- Do not dispose of batteries with regular household waste. Subjecting the battery to impacts during the disposal process may cause a fire. Do not throw away used batteries; instead, take them to a recycling center or drop-off location.

Wireless unit

- Do not use this product near medical devices or inside medical facilities. Radio waves from this product may affect electro-medical devices.
- Do not use this product within 15 cm (6 in) of persons with a heart pacemaker implant or a defibrillator implant. Radio waves from this product may affect electro-medical devices, such as a heart pacemaker implant or defibrillator implant.



CAUTION

Always follow the basic precautions listed below to avoid the possibility of physical injury to you or others. These precautions include, but are not limited to, the following:

Location and connection

- Do not place the product in an unstable position or a location with excessive vibration, where it might accidentally fall and cause injury.
- Keep this product out of reach of children. This product is not suitable for use in locations where children are likely to be present.
- Do not place the product in a location where it may come into contact with corrosive gases or salt air. Doing so may result in malfunction.
- [When charging this product through its USB port]
Before moving the product, remove the connected USB cable.

Handling caution

- Do not rest your weight on the product or place heavy objects on it.

NOTICE

To avoid the possibility of malfunction/damage to the product, damage to data, or damage to other property, follow the notices below.

Handling and maintenance

- Do not use the product in the vicinity of a TV, radio, or other electric products. Otherwise, the product, TV, or radio may generate noise.
- Do not use the product in the vicinity of a microwave oven. Otherwise, there is a risk of electromagnetic interference with wireless communication.
- Install the product in a location away from other electronic devices. Installing this product near other electronic devices may cause the quality of received radio waves to suffer and communication to become unstable.
- Do not install the product in a location where magnetic fields are strong. Otherwise, it might cause the product to malfunction.
- Do not expose the product to excessive dust or vibration, or extreme cold or heat, in order to prevent the possibility of disfiguration, unstable operation, or damage to the internal components.
- Do not install in locations where temperature changes are severe. Otherwise, condensation may form on the inside or the surface of the product, causing it to break.
- If there is reason to believe that condensation might have occurred, leave the product for several hours without turning on the power until the condensation has completely dried out, in order to prevent possible damage.
- Do not touch the interior of a port with your fingers or any metallic object.
- Do not place vinyl, plastic or rubber objects on the product, since this might cause alteration or discoloration.
- When cleaning the product, use a dry and soft cloth. Do not use paint thinners, solvents, cleaning fluids, or chemical-impregnated wiping cloths, since this might cause alteration or discoloration.

INFORMATION

About functions/data bundled with the product

- Warning: Operation of this product in a residential environment could cause radio interference.
- This product is compatible with the 1.9 GHz DECT standard. If the product is used in an environment where CS digital broadcasting is being received or PHS is used, radio waves may interfere with each other, affecting broadcasting and communication.
- Even when the product is in standby mode, electricity is still flowing to the product at the minimum level.
- This product contains a lithium-ion battery. In order to maintain capacity, charge the battery once every six months.
- A rechargeable battery has a limited lifespan. The battery's capacity will gradually decrease depending on the storage method and environment, the frequency of use, and its age. When the length of time that the battery can be used after being charged becomes extremely short, replace it with a new one.
- Refer to the website below for the licensing terms of the open source software used in this product.

U.S.A. and Canada



<https://uc.yamaha.com/support/>

Other countries

<https://download.yamaha.com/>

About this manual

- This Manual uses the following signal words for the important information:

 WARNING	This content indicates “risk of serious injury or death.”
 CAUTION	This content indicates “risk of injury.”
NOTICE	Indicates content that you must observe in order to prevent the product from malfunctioning, being damaged, or operating incorrectly, and to avoid data loss.
IMPORTANT	Indicates content that you must know in order to operate and use the product correctly.
NOTE	Indicates information that is related to operation and use. Read this for your reference.

- The illustrations as shown in this manual are for instructional purposes only.
- Yamaha continuously makes improvements and updates to the software included in this product. You can download the latest software from the Yamaha website.
- Warning: Unauthorized copying of this document in part or in its entirety is prohibited.

About transfer/disposal

- If you transfer the product to a third party, pass this manual and accessories along with it.
- This product contains recyclable components. When disposing of this product, please contact the appropriate local authorities.

INTRODUCTION

Thank you for purchasing the Yamaha RM-WOM/RM-WDR/RM-WGL/RM-WGS wireless microphone. This unit is compatible with the 1.9 GHz DECT standard and can be used in combination with a dedicated access point. Be sure to read this manual before using the unit.

Included items

- Windscreen :1 (RM-WGL/RM-WGS only)
- RM-WBT (battery) :1 (installed in this unit)
- Owner's Manual (this document) :1

Reference manuals

In order to use this unit, initial settings, such as pairing with an access point, are required. For details on the initial setting procedure, functions, and specifications, read the Reference Manual for the RM Series Wireless Microphone System. This publication is available on the Yamaha website.

U.S.A. and Canada

<https://uc.yamaha.com/support/>

Other countries

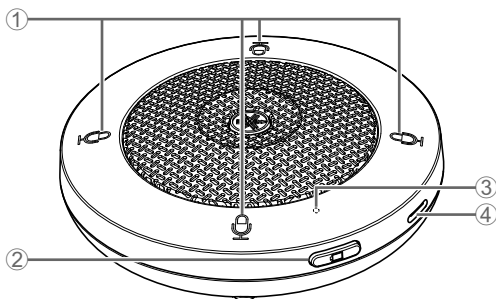
<https://download.yamaha.com/>

Before use

This unit is pre-installed with one RM-WBT battery (refer to page 14). To prepare the battery for use, be sure to first charge this unit (battery) with the dedicated charger.

CONTROLS AND FUNCTIONS

Top panel/side panel



① (Mic) buttons/indicators

Touch a button to turn on/off the microphone.

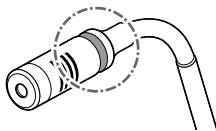
Indicator	Microphone status
Green	ON
Red	OFF

NOTE : The number of Mic buttons/indicators differs depending on the model.

: All four Mic buttons/indicators of the RM-WOM work together.

: The ring indicator (shown at the right) on the RM-WGL/RM-WGS works together with the Mic buttons/indicators.

: Other indicator colors and flashing patterns indicate functions and statuses other than those mentioned above. For details, refer to the Reference Manual.



② (Battery) button

③ Battery indicator

- Press the button to check the remaining operating time.

Indicator	Remaining operating time
Lit green	15 hours or more
Lit orange	3 hours to less than 15 hours
Lit red	1 hour to less than 3 hours

NOTE : The indicator flashes red (even without pressing the button) when there is less than one hour remaining.

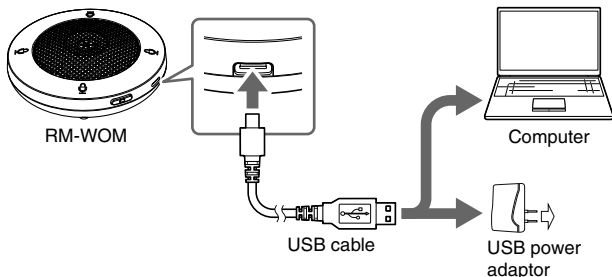
: If the time between the indicator changing from green to orange becomes extremely short compared to when this unit was first used, replace the battery with a new one.

- Long-pressing the button for two to three seconds (the indicator flashes orange gradually) puts this unit in standby mode. Long-pressing the button again for two to three seconds cancels the mode.

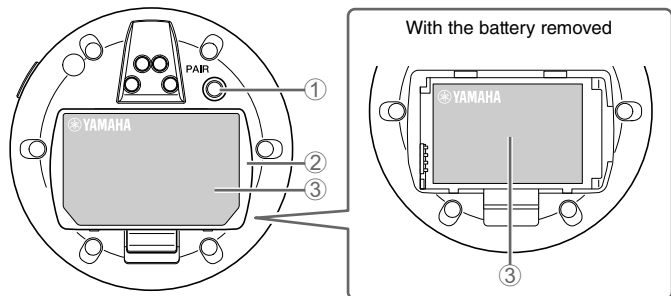
④ USB port (Type-C)

Instead of using the dedicated charger, this unit (battery) can also be charged by connecting it to a USB power adaptor (Output: 5 V DC, 500 mA or more) or computer that meets USB standards.

NOTE : Use a USB cable of 3 m or less.



Bottom panel

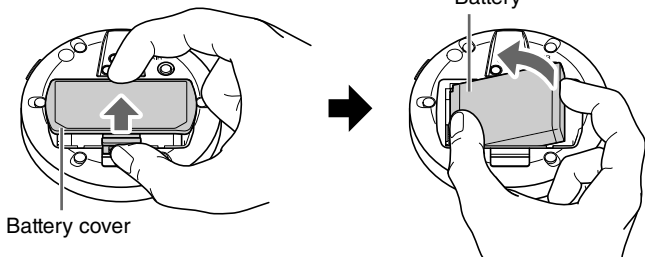


① PAIR button

Use to pair this unit with the access point. For details, refer to the Reference Manual.

② Battery cover

Remove this cover to remove or install the battery. Grab the battery with your fingers as shown to remove it.



③ Product label

Provides information about this unit and marks of conformity with various standards.

MAIN SPECIFICATIONS

General specifications

Dimensions	RM-WOM RM-WDR	W 89.0 mm × D 89.0 mm × H 26.0 mm
	RM-WGL	W 89.0 mm × D 89.0 mm × H 308.4 mm
	RM-WGS	W 89.0 mm × D 89.0 mm × H 171.2 mm
Weight	RM-WOM	126 g
	RM-WDR	130 g
	RM-WGL	152 g
	RM-WGS	140 g
Power requirement		RM-WBT (lithium-ion battery) Output: 3.60 V, 2350 mAh
Maximum power consumption		5 V, 0.7 A
In operation	Temperature	0 °C – 40 °C
	Humidity	20% – 85% (no condensation)
In charging	Temperature	5 °C – 40 °C
	Humidity	20% – 85% (no condensation)
Storage	Temperature	–20 °C – 60 °C
	Humidity	10% – 90% (no condensation)
Indicators	RM-WOM RM-WDR	<ul style="list-style-type: none"> • Mic • Battery
	RM-WGL RM-WGS	<ul style="list-style-type: none"> • Mic • Ring • Battery
Accessories	RM-WOM RM-WDR	<ul style="list-style-type: none"> • RM-WBT (battery) : 1 • Owner's Manual (this document) : 1
	RM-WGL RM-WGS	<ul style="list-style-type: none"> • Windscreen : 1 • RM-WBT (battery) : 1 • Owner's Manual (this document) : 1

Wireless specifications

Supported standard	1.9 GHz DECT standard
Radio frequency	<ul style="list-style-type: none">• USA/Canada: 1920.0 MHz – 1930.0 MHz• Europe/Northern Europe/UK/Australia/New Zealand: 1880.0 MHz – 1900.0 MHz• Japan: 1893.5 MHz – 1906.1 MHz
Maximum output power (EIRP)	<ul style="list-style-type: none">• USA/Canada: 23.5 dBm• Europe/Northern Europe/UK/Australia/New Zealand/Japan: 26.5 dBm
Antenna (built-in)	Supports space diversity
Use	Audio communication and control between access point and microphone
Maximum coverage distance	50 m (depends on the usage environment)
Encryption method	AES (256-bit)

The contents of this manual apply to the latest specifications as of the publishing date. To obtain the latest manual, access the Yamaha website then download the manual file.

Information for users on collection and disposal of old equipment and used batteries:



These symbols on the products, packaging, and/or accompanying documents mean that used electrical and electronic products and batteries should not be mixed with general household waste.

For proper treatment, recovery and recycling of old products and used batteries, please take them to applicable collection points, in accordance with your national legislation.

By disposing of these products and batteries correctly, you will help to save valuable resources and prevent any potential negative effects on human health and the environment which could otherwise arise from inappropriate waste handling.

For more information about collection and recycling of old products and batteries, please contact your local municipality, your waste disposal service or the point of sale where you purchased the items.



Cd

For business users in the European Union:

If you wish to discard electrical and electronic equipment, please contact your dealer or supplier for further information.

Information on Disposal in other Countries outside the European Union:

These symbols are only valid in the European Union. If you wish to discard these items, please contact your local authorities or dealer and ask for the correct method of disposal.

Note for the battery symbol (bottom two symbol examples):

This symbol might be used in combination with a chemical symbol. In this case it complies with the requirement set by the EU Battery Directive for the chemical involved.

WARNING

Do not dispose your old battery in the trash. Call 1-877-2-RECYCLE, to find a retail collection site nearest you to recycle your battery. You can also locate a collection site on the Rechargeable Battery Recycling Corporation (RBRC) website at:
<http://www.call2recycle.org/>

When this product has reached the end of its life, please remove and recycle the battery before you dispose of this product.

PLEASE NOTE: The above wording is only for; Nickel Cadmium (Ni-Cd), Nickel Metal Hydride (Ni-MH), Lithium Ion (Li-ion) and Small Sealed Lead (Pb) batteries.

CAN ICES-3 (A)/NMB-3(A)

This transmitter must not be co-located or operated in conjunction with any other antenna or transmitter.

This equipment complies with FCC radiation exposure limits set forth for an uncontrolled environment and meets the FCC radio frequency (RF) Exposure Guidelines. This equipment should be installed and operated keeping the radiator at least 20cm or more away from person's body.

This equipment complies with ISED radiation exposure limits set forth for an uncontrolled environment and meets RSS-102 of the ISED radio frequency (RF) Exposure rules. This equipment should be installed and operated keeping the radiator at least 20cm or more away from person's body.

This device contains licence-exempt transmitter(s)/receiver(s) that comply with Innovation, Science and Economic Development Canada's licence-exempt RSS(s). Operation is subject to the following two conditions:

1. This device may not cause interference.
2. This device must accept any interference, including interference that may cause undesired operation of the device.

COMPLIANCE INFORMATION STATEMENT (Supplier's declaration of conformity procedure)

Responsible Party: Yamaha Unified Communications, Inc.
Address: 144 North Rd, Suite 3250 Sudbury,
MA 01776
Telephone: 800-326-1088
Type of Equipment: Wireless Microphone
Model Name: RM-WOM, RM-WDR, RM-WGL, RM-WGS

This device complies with Part 15 of the FCC Rules.

Operation is subject to the following conditions:

- 1) this device may not cause harmful interference, and
- 2) this device must accept any interference received including interference that may cause undesired operation.

FCC INFORMATION (U.S.A.)

1. **IMPORTANT NOTICE: DO NOT MODIFY THIS UNIT!**

This product, when installed as indicated in the instructions contained in this manual, meets FCC requirements.

Modifications not expressly approved by Yamaha may void your authority, granted by the FCC, to use the product.

- 2. IMPORTANT:** When connecting this product to accessories and/or another product use only high quality shielded cables. Cable/s supplied with this product **MUST** be used. Follow all installation instructions. Failure to follow instructions could void your FCC authorization to use this product in the USA.

- 3. NOTE:** This equipment has been tested and found to comply with the limits for a Class A digital device, pursuant to Part 15 of the FCC rules. These limits are designed to provide reasonable protection against harmful interference when the equipment is operated in a commercial environment. This equipment generates, uses and can radiate radio frequency energy and, if not installed and used in accordance with the instruction manual, may cause harmful interference to radio communications. Operation of this equipment in a residential area is likely to cause harmful interference in which case the user will be required to correct the interference at his own expense.