

R&S® ZN-Z84

Switch Matrix

Specifications



CONTENTS

Definitions	3
Block diagrams	4
Specifications.....	9
General features.....	9
Performance data.....	9
<i>Remote control</i>	9
<i>Switching times</i>	9
General data.....	10
Ordering information	11

Definitions

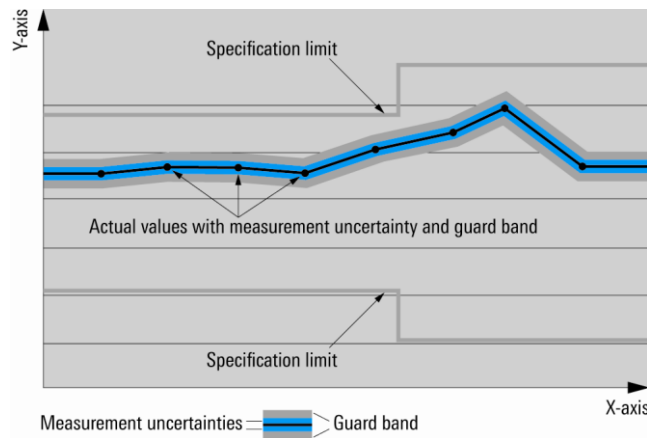
General

Product data applies under the following conditions:

- Three hours storage at ambient temperature followed by 15 minutes warm-up operation
- Specified environmental conditions met
- Recommended calibration interval adhered to
- All internal automatic adjustments performed, if applicable

Specifications with limits

Represent warranted product performance by means of a range of values for the specified parameter. These specifications are marked with limiting symbols such as $<$, \leq , $>$, \geq , \pm , or descriptions such as maximum, limit of, minimum. Compliance is ensured by testing or is derived from the design. Test limits are narrowed by guard bands to take into account measurement uncertainties, drift and aging, if applicable.



Specifications without limits

Represent warranted product performance for the specified parameter. These specifications are not specially marked and represent values with no or negligible deviations from the given value (e.g. dimensions or resolution of a setting parameter). Compliance is ensured by design.

Typical data (typ.)

Characterizes product performance by means of representative information for the given parameter. When marked with $<$, $>$ or as a range, it represents the performance met by approximately 80 % of the instruments at production time. Otherwise, it represents the mean value.

Nominal values (nom.)

Characterize product performance by means of a representative value for the given parameter (e.g. nominal impedance). In contrast to typical data, a statistical evaluation does not take place and the parameter is not tested during production.

Measured values (meas.)

Characterize expected product performance by means of measurement results gained from individual samples.

Uncertainties

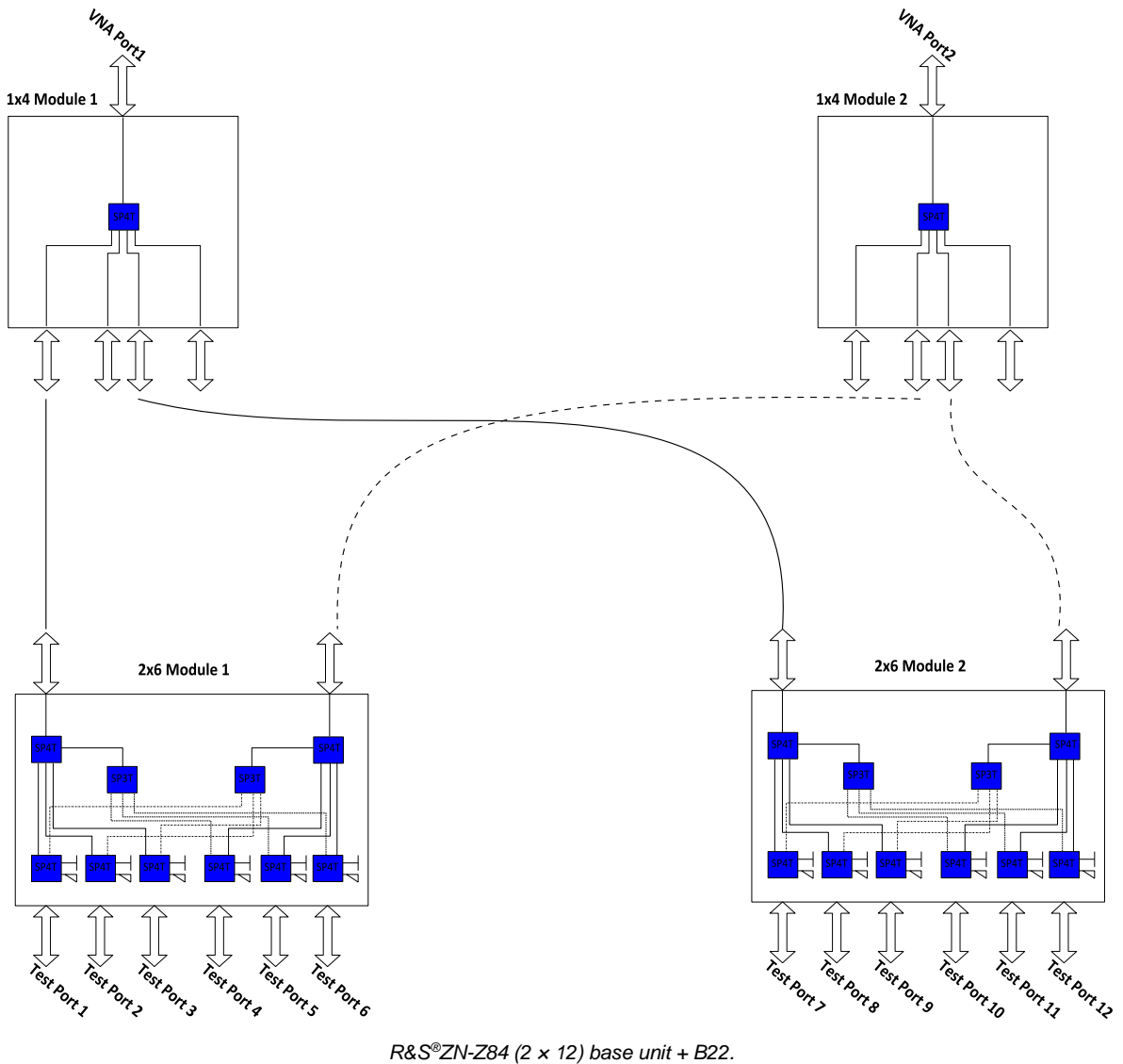
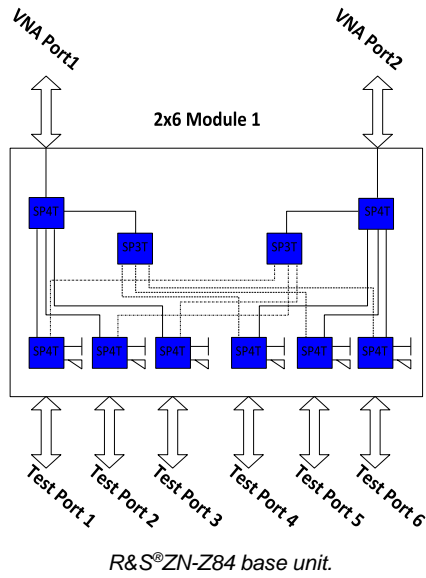
Represent limits of measurement uncertainty for a given measurand. Uncertainty is defined with a coverage factor of 2 and has been calculated in line with the rules of the Guide to the Expression of Uncertainty in Measurement (GUM), taking into account environmental conditions, aging, wear and tear.

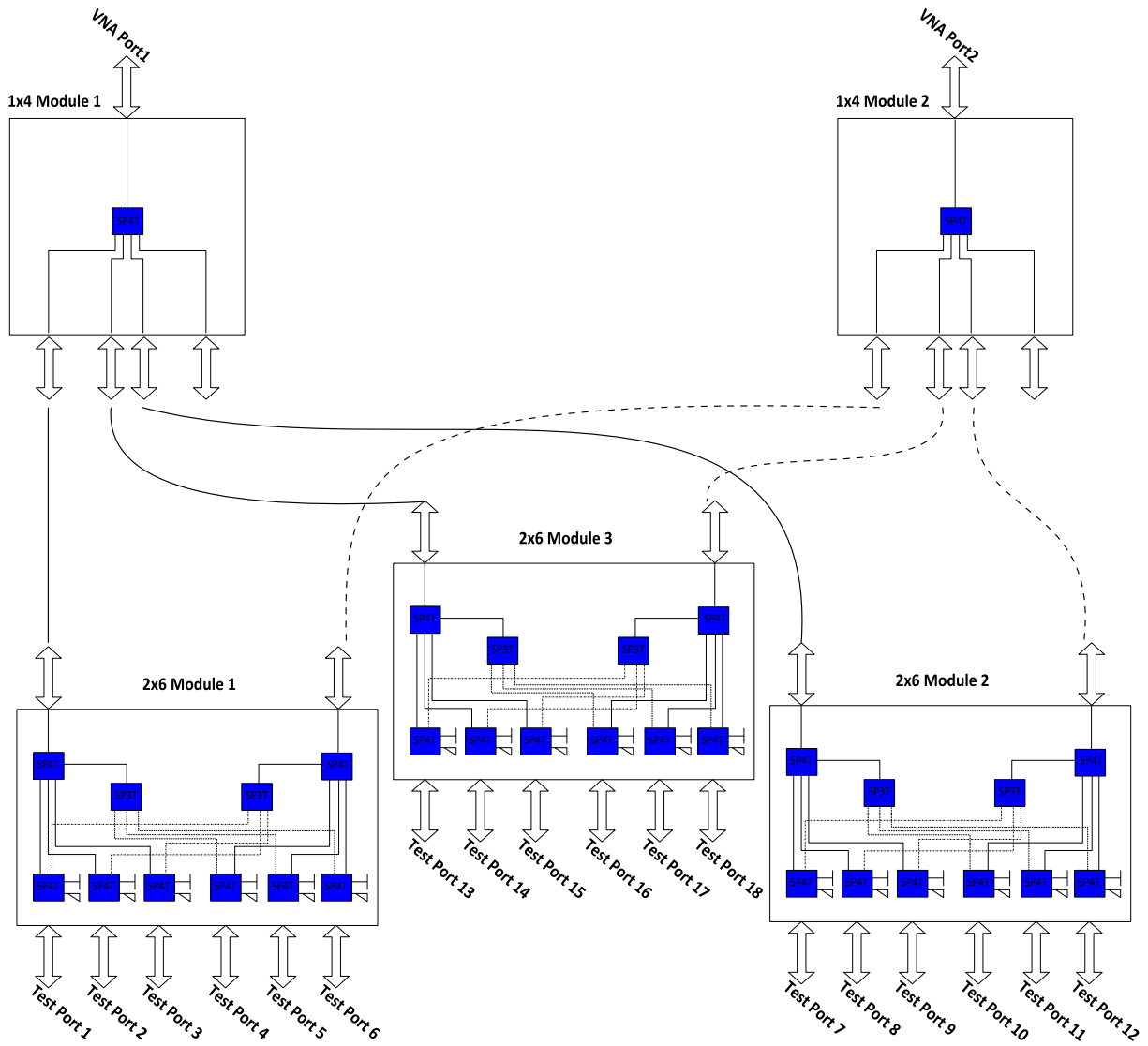
Device settings and GUI parameters are indicated as follows: "parameter: value".

Typical data as well as nominal and measured values are not warranted by Rohde & Schwarz.

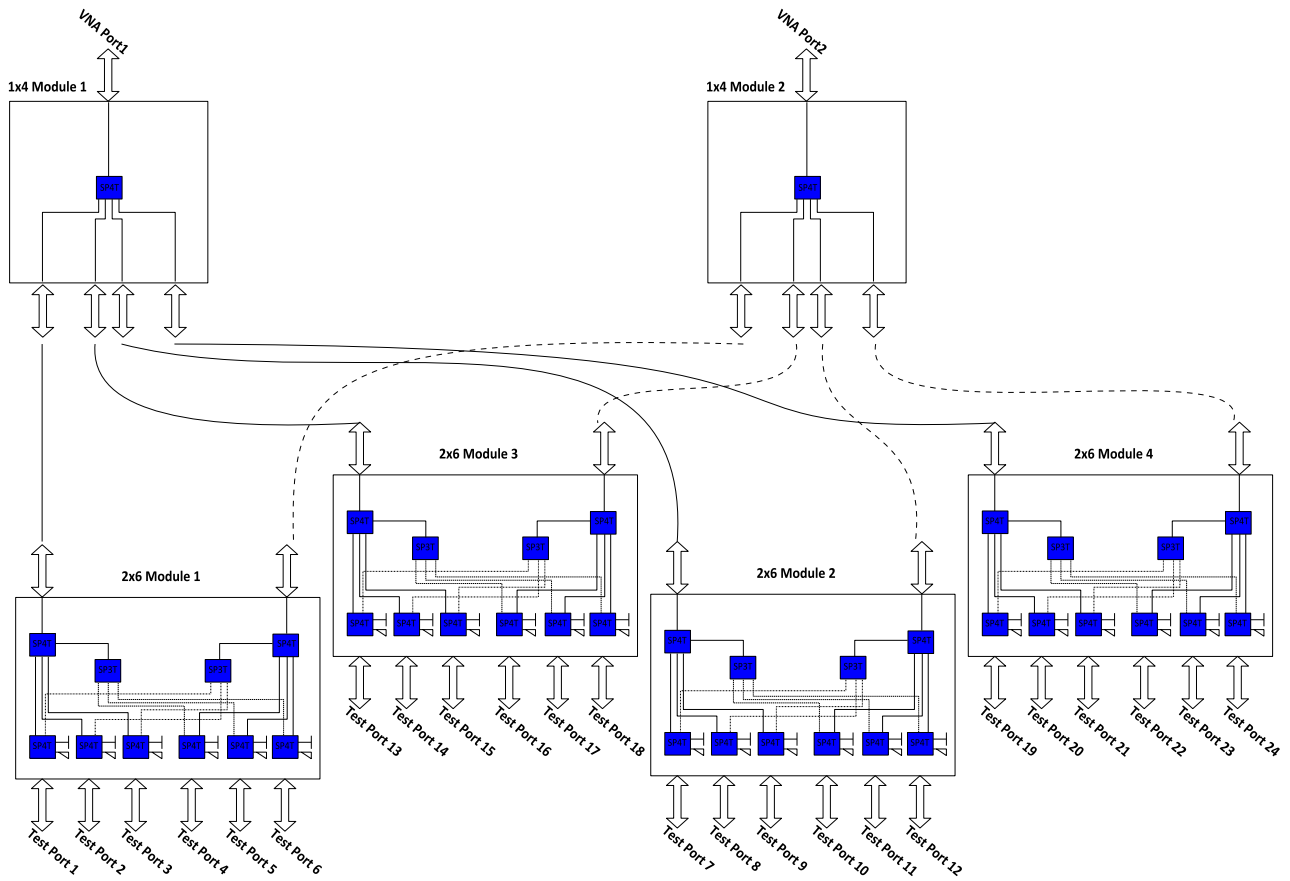
In line with the 3GPP/3GPP2 standard, chip rates are specified in Mcps (million chips per second), whereas bit rates and symbol rates are specified in Mbps (million bits per second), kbps (thousand bits per second), Msps (million symbols per second) or ksps (thousand symbols per second), and sample rates are specified in Msample/s (million samples per second). Mcps, Mbps, Msps, kbps, ksps and Msample/s are not SI units.

Block diagrams

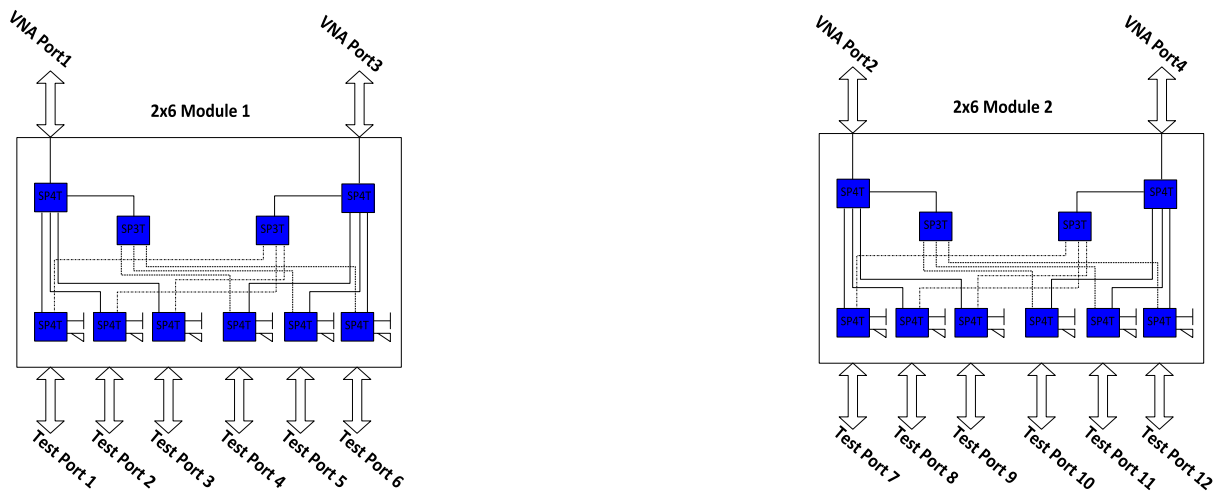




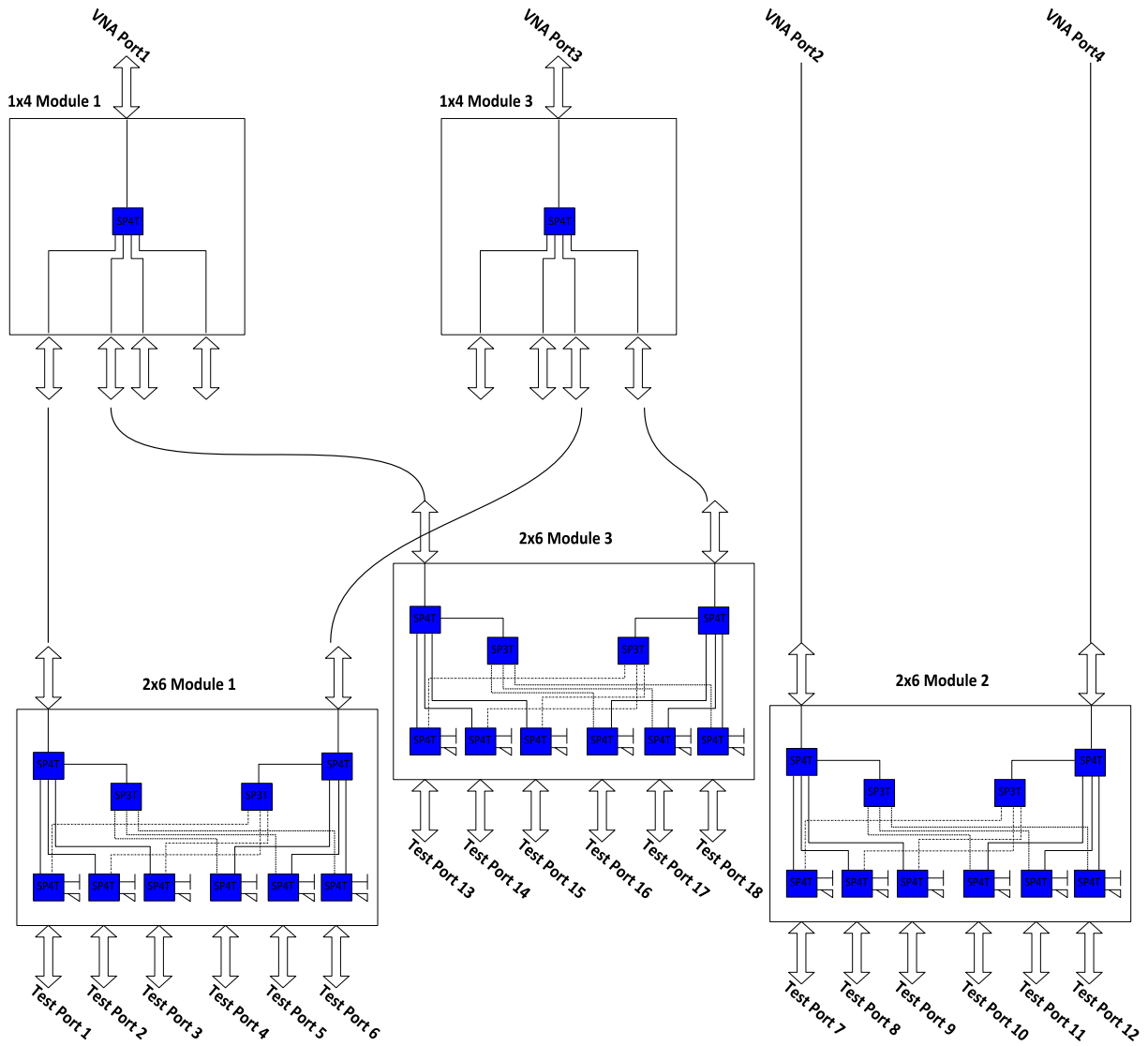
R&S®ZN-Z84 (2 × 18) base unit + B22 + B32.



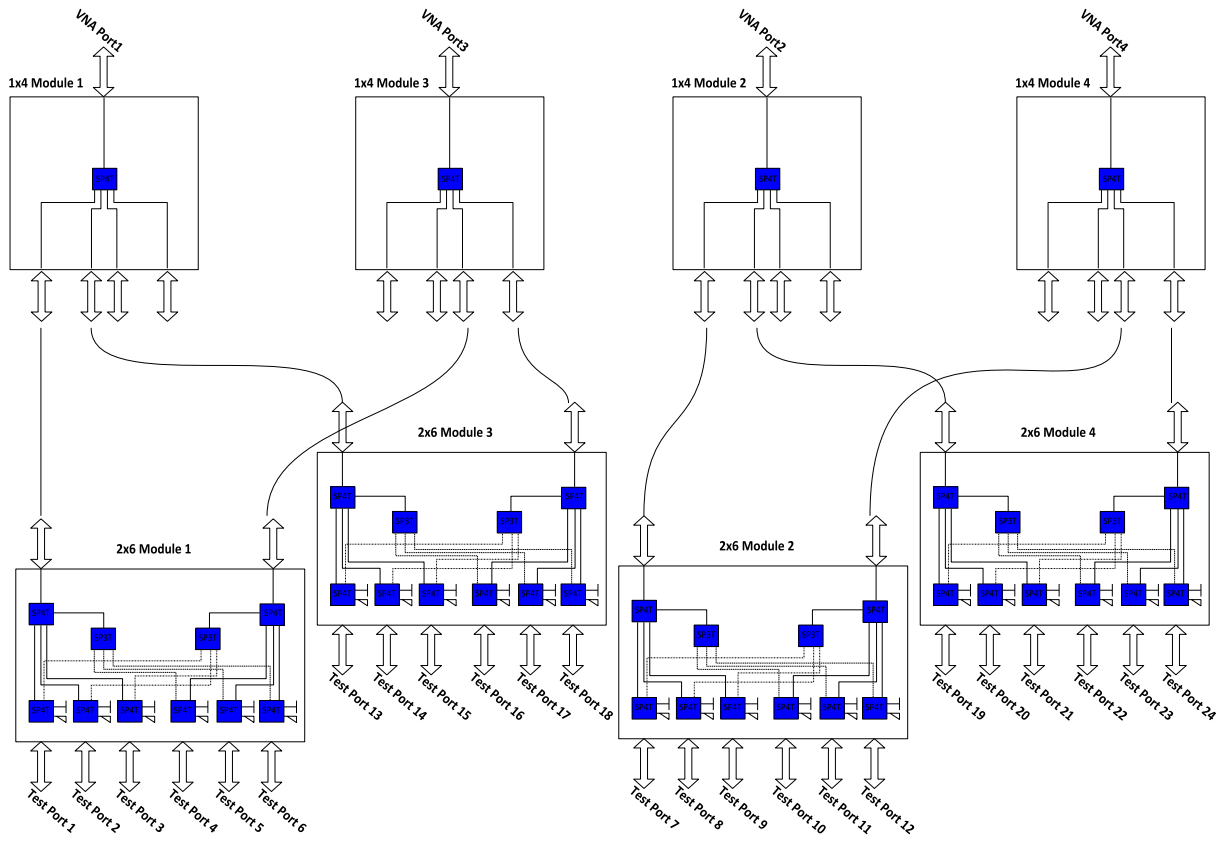
R&S[®]ZN-Z84 (2 × 24) base unit + B22 + B32 + B42.



R&S[®]ZN-Z84 (4 × 12) base unit + B24.



R&S®ZN-Z84 (4 × 18) base unit + B24 + B34.



R&S[®]ZN-Z84 (4 x 24) base unit + B24 + B34 + B44.

Specifications

General features

Frequency range		10 MHz to 8.5 GHz
Impedance		50 Ω
VNA port connector type		SMA, female
Number of VNA ports	R&S®ZN-Z84 all models	2 to 4
Test port connector type		SMA, female
Number of test ports	R&S®ZN-Z84 base unit	6 to 24
Switching configuration	base unit, B22, B32, B42	full crossbar
Switching configuration	base unit, B24, B34, B44	VNA ports A, C to test ports 1 to 6, 13 to 18, full crossbar VNA ports B, D to test ports 7 to 12, 19 to 24, full crossbar
Damage level		+23 dBm
Damage DC voltage		12 V
0.1 dB compression	at 2 GHz	20 dBm

Performance data

		10 MHz to 50 MHz (in dB)	50 MHz to 2 GHz (in dB)	2 GHz to 4 GHz (in dB)	4 GHz to 6 GHz (in dB)	6 GHz to 8.5 GHz (in dB)
Insertion loss	R&S®ZN-Z84 B22, B32, B42, B34, B44					
	any VNA port to any test port	< 6	< 5	< 6.5	< 8	< 9
Insertion loss	R&S®ZN-Z84 B22 (B32, B42)					
	VNA port A, B to test ports 1 to 3, 7 to 9	< 6	< 5	< 6.5	< 8	< 9
	VNA port A, B to test ports 4 to 6, 10 to 12	< 6	< 6	< 8.5	< 10	< 12
	VNA port C, D to test ports 1 to 3, 7 to 9	< 6	< 6	< 8.5	< 10	< 12
Insertion loss	R&S®ZN-Z84 base unit, B24					
	VNA port A, B to test ports 1 to 3, 7 to 9	< 6	< 3	< 4.5	< 5.5	< 6
	VNA port A, B to test ports 4 to 6, 10 to 12	< 6	< 5	< 6.5	< 8	< 9
	VNA port C, D to test ports 1 to 3, 7 to 9	< 6	< 5	< 6.5	< 8	< 9
Raw load port match	any selected test port (active)	> 8, 15 (typ.)	> 12, 20 (typ.)	> 10, 15 (typ.)	> 10, 15 (typ.)	> 10, 15 (typ.)
	any unselected test port (passive)	> 15, 20 (typ.)	> 20, 25 (typ.)	> 20, 23 (typ.)	> 20, 23 (typ.)	> 15, 20 (typ.)
Isolation	any unselected test port to any VNA port	> 90	> 90	> 85	> 75	> 70

Remote control

USB	universal serial bus connector (type B)
LAN	local area network connector 10/100BASE-T, RJ-45
Direct connect	direct connection to internal VNA measurement bus (R&S®ZNB/T option -B12 needed)

Switching times

USB	with software handshake turned on	< 1 ms (nom.)
LAN	with software handshake turned on	< 2 ms (nom.)
Direct control		< 100 μ s (nom.)

General data

Temperature loading	operating temperature range	+18 °C to +28 °C
	permissible temperature range	0 °C to +50 °C
	storage temperature range	–40 °C to +60 °C
Damp heat		in line with IEC 60068-2-1 and IEC 60068-2-2 +40 °C at 85 % rel. humidity, in line with IEC 60068-2-30
Mechanical resistance	vibration, sinusoidal	5 Hz to 150 Hz, in line with IEC 60068-2-6
	vibration, random	10 Hz to 300 Hz, in line with IEC 60068-2-64
	shock	40 g shock spectrum, in line with IEC 60068-2-27, MIL-STD 810
Calibration interval		1 year
EMC, RF emission		in line with CISPR 11/EN 55011 group 1 class B (for a shielded test setup)
EMC, other emissions and immunity		in line with IEC/EN 61326
	emission	class B
	immunity	industrial environment (excluding operating frequency)
Safety		in line with IEC 61010-1 and EN61010-1 C22.2 No. 61010-1 and UL61010-1
Power supply		100 V to 240 V (AC) ±10 %, 50 Hz to 60 Hz/400 Hz ±5 %, safety class I to VDE 411
Power consumption		≤ 130 VA
Certification mark		VDE, cCSA _{US} , CE conformity mark
Dimensions	W x H x D	445 mm x 88 mm x 300 mm (17.52 in x 3.46 in x 11.81 in)
Weight	depends on options	5 kg to 7 kg (11 lb to 15.4 lb)

Ordering information

Designation	Type	Order No.
Base unit		
Switch matrix, 8.5 GHz, 2 VNA ports to 6 test ports	R&S®ZN-Z84	1319.4500.02
Options		
Additional test ports 7 to 12, 2 VNA ports to 12 test ports	R&S®ZN-Z84 B22	1319.4969.22
Additional test ports 7 to 12, 4 VNA ports to 12 test ports	R&S®ZN-Z84 B24	1319.4969.24
Additional test ports 13 to 18, 2 VNA ports to 18 test ports	R&S®ZN-Z84 B32	1319.4969.32
Additional test ports 13 to 18, 4 VNA ports to 18 test ports	R&S®ZN-Z84 B34	1319.4969.34
Additional test ports 19 to 24, 2 VNA ports to 24 test ports	R&S®ZN-Z84 B42	1319.4969.42
Additional test ports 19 to 24, 4 VNA ports to 24 test ports	R&S®ZN-Z84 B44	1319.4969.44
RF cable set		
N (m)/3.5 mm (m), for connecting two 2 × N-port R&S®ZN-Z84 switch matrices to a four-port R&S®ZNB4 or R&S®ZNB8	R&S®ZN-Z28	1326.6605.02

Service that adds value

- | Worldwide
- | Local and personalized
- | Customized and flexible
- | Uncompromising quality
- | Long-term dependability

Rohde & Schwarz

The Rohde & Schwarz electronics group offers innovative solutions in the following business fields: test and measurement, broadcast and media, secure communications, cybersecurity, monitoring and network testing. Founded more than 80 years ago, the independent company which is headquartered in Munich, Germany, has an extensive sales and service network with locations in more than 70 countries.

www.rohde-schwarz.com

Sustainable product design

- | Environmental compatibility and eco-footprint
- | Energy efficiency and low emissions
- | Longevity and optimized total cost of ownership

Certified Quality Management
ISO 9001

Certified Environmental Management
ISO 14001

Rohde & Schwarz training

www.training.rohde-schwarz.com

Regional contact

- | Europe, Africa, Middle East | +49 89 4129 12345
customersupport@rohde-schwarz.com
- | North America | 1 888 TEST RSA (1 888 837 87 72)
customer.support@rsa.rohde-schwarz.com
- | Latin America | +1 410 910 79 88
customersupport.la@rohde-schwarz.com
- | Asia Pacific | +65 65 13 04 88
customersupport.asia@rohde-schwarz.com
- | China | +86 800 810 82 28 | +86 400 650 58 96
customersupport.china@rohde-schwarz.com

R&S® is a registered trademark of Rohde & Schwarz GmbH & Co. KG

Trade names are trademarks of the owners

PD 3606.8895.22 | Version 04.00 | December 2018 (ch)

R&S®ZN-Z84 Switch Matrix

Data without tolerance limits is not binding | Subject to change

© 2013 - 2018 Rohde & Schwarz GmbH & Co. KG | 81671 Munich, Germany



3606889522