

### Video Walls that Unleash Inspiration


Planar Mosaic is the only video wall system that allows designers to integrate three different LCD tile sizes and shapes—including a truly square LCD tile measuring 21.6 inches on the diagonal. The Planar® Salvador™ is a trend-setting 1:1 aspect ratio tile measuring 15.6 inches / 39.5 cm on each side, that allows for creative installation and is akin to the shape of other building materials. The Planar® Vincent™ (48 inches / 122 cm wide) and the Planar® Pablo™ (40 inches / 103 cm wide) are both rectangular LCD tiles. Using the proprietary Mosaic Ensemble™ package of hardware and software, the tiles can be rotated at virtually any angle and mounted in any position, encouraging designers to experiment with negative space while extending project budgets.

The Planar Mosaic video wall system features energy-saving LED backlit displays, consuming less energy than traditional LCD displays. The video tiles boast a slim installation depth of less than 4 inches (10.16 cm), which is compliant with the Americans with Disabilities Act (ADA).



205 Westwood Ave, Long Branch, NJ 07740  
Phone: 866-94 BOARDS (26273) / (732)-222-1511  
Fax: (732)-222-7088 | E-mail: [sales@touchboards.com](mailto:sales@touchboards.com)

# VIDEO WALLS THAT UNLEASH ARCHITECTURAL EXPRESSION

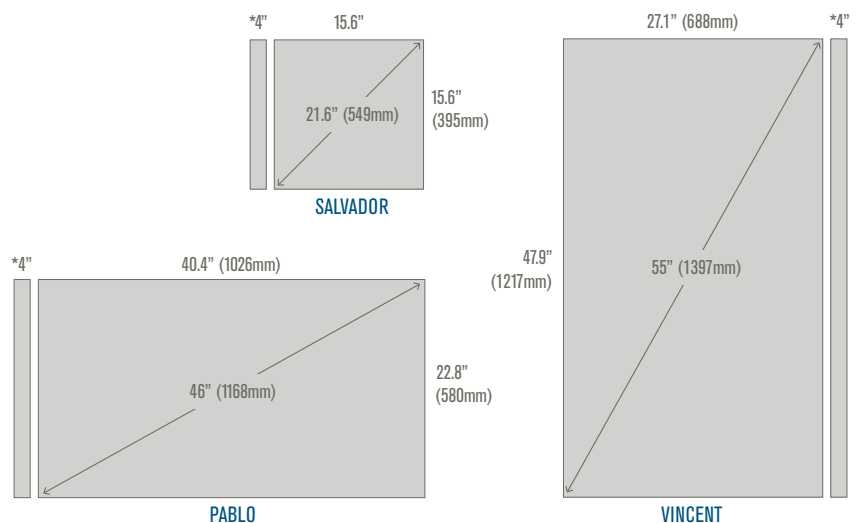


## ARCHITECTURAL VIDEO WALLS THAT REDEFINE INTERIOR SPACES

For building owners and tenants who want to capture the imagination of visitors and clients, Planar® Mosaic™ is an architectural video wall solution that provides a compelling display of art and information. Unlike traditional wall covering materials, Planar Mosaic brings a space to life, generating a desired emotional reaction or creating a brand experience.

Planar Mosaic is the only video wall solution that allows easy scaling of a single video or image across an arrangement of LCD display tiles of multiple sizes, shapes, positions and angles. The Planar Mosaic family includes a truly square LCD tile which presents entirely new opportunities for architectural expression. The Planar Mosaic Ensemble™ package of mounting hardware, power supply modules and design software delivers a total solution with unprecedented value and simplicity.

Whether it is in the lobby of a corporate office, healthcare or educational facility, or in a retail showroom or window display, Planar Mosaic creates a space that is memorable, impactful and timeless. With unencumbered positioning flexibility, revolutionary system architecture, and sophisticated imaging software, Planar Mosaic sets the standard for architectural video walls.



### PLANAR MOSAIC VIDEO TILE SIZES

- Mosaic Salvador™ – 15.6" x 15.6" x 4" (1:1)
- Mosaic Pablo™ – 40.4" x 22.8" x 4" (16:9)
- Mosaic Vincent™ – 47.9" x 27.1" x 4" (16:9)

\*ADA-Compliant

## GEOMETRIC INSET


Video walls can be created with an artistic look by using all three Planar Mosaic tile sizes.

## ANGULAR MOUNTED

Form unique geometric pattern video walls using one, two, or all three tile sizes.

## DIMENSIONAL ARRAY

Planar Mosaic allows concave, convex and overlapping tile layouts.



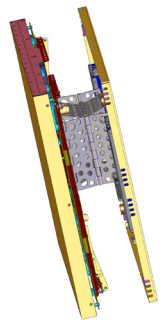
## MOSAIC VIDEO TILES

- Planar Mosaic uses energy-saving LED back light tiles that are commercial-grade and exceptionally bright
- Their slim design allows minimal installation depth of less than 4 inches (10.16 cm) and complies with the American's with Disabilities Act (ADA)
- Power supplies are off-board so tiles are whisper-quiet and low maintenance
- Three tile sizes and shapes can be mixed together, allowing for unprecedented flexibility and creativity

## Mosaic Ensemble™

### MOSAIC MOUNT™

The Mosaic mount provides a no-nonsense solution that supports virtually any rotation and pitch. It has auto-alignment posts that allow push-in, push-out simplicity. Spacing plates make adjacent tile alignment easy, so fine-tune adjusting isn't necessary. Positioning the Planar Mosaic mount in "Service Mode" (pictured) supports easy front-servicing of the video tile.

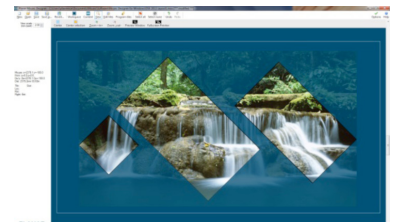


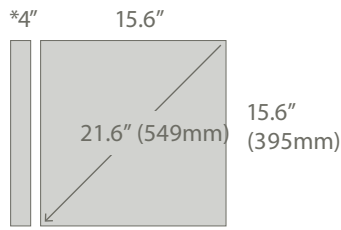
### MOSAIC POWER SUPPLY MODULES

Off-board, rack-mountable units can be located at a distance from the video wall. Power cables can be daisy-chained through a group of tiles, eliminating the need for power outlets behind each tile. Each power supply module can support up to 16 tiles, depending on the mix of tile sizes. A redundant power supply option is also available.

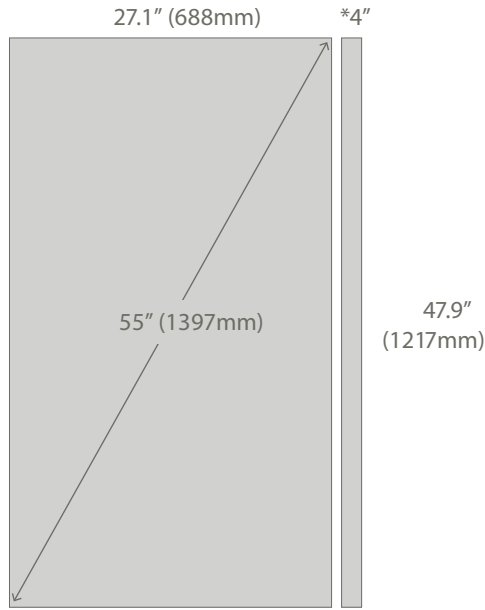
### MOSAIC PROJECT DESIGNER™ SOFTWARE

This Windows® application allows you to easily create a Mosaic tile layout over your own background image. Select an image or video and preview it through your completed design. Save the design and then use it to program the wall at installation. Use it again later if you want to create new content or reconfigure your Mosaic tile layout.

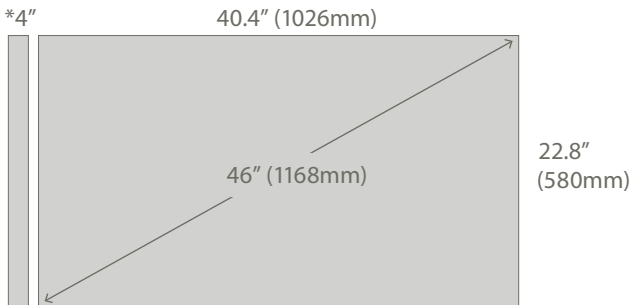




SALVADOR



VINCENT



PABLO

Planar Mosaic Datasheet			
Planar Model Name	AD22-Mosaic Salvador	AD46-Mosaic Pablo	AD55-Mosaic Vincent
Display Technology	DID Commercial Grade direct view LCD with Direct LED Backlight	DID Commercial Grade direct view LCD with Direct LED Backlight	DID Commercial Grade direct view LCD with Direct LED Backlight
Screen Active Area Size	387.4mm X 387.4mm	1018.1mm X 572.7mm	1209.6mm X 680.4mm
Diagonal Size	549mm (21.6")	1168mm (46")	1397mm (55")
Bezel width (image-to-image)	5.9mm (.23") nominal	5.7mm (.22") nominal	5.7mm (.22") nominal
Effective Mullion	7.8mm (.31")	7.6mm (.30")	7.6mm (.30")
Mounted Depth	93mm (3.6")	93mm (3.6")	93mm (3.6")
Orientation	Any	Any	Any
Aspect Ratio	1:1	16:9	16:9
Brightness (typical, display center)	450 nits	700 nits	700 nits
Brightness Uniformity	25% (5 point)	25% (9 point)	25% (9 point)
Backlight Type	Direct LED	Direct LED	Direct LED
Backlight Life	50,000 hours (half brightness)	50,000 hours (half brightness)	50,000 hours (half brightness)
Contrast Ratio (typical)	4000:1	3500:1	3500:1
Response Time (typical)	8ms	8ms	8ms
Internal Frame Rate	60 hz at 960x960	60 hz at 1920x1080	60 hz at 1920x1080
Viewing Angle (typical)	178°	178°	178°
Native Resolution	960x960	1920x1080	1920x1080
Display Colors	16.7M	16.7M	16.7M
Color Gamut	72% NTSC	72% NTSC	72% NTSC
Surface Treatment	Anti-glare	Anti-glare	Anti-glare
Data Input	DisplayPort	DisplayPort	DisplayPort
Line Voltage	DC in 48V	DC in 48V	DC in 48V
Power Supply Module Line Voltage	AC 100-240V	AC 100-240V	AC 100-240V
Line Current (max)	1.6 amp @ 48V	3.3 amp @48V	4.62 amp @48V
Power Supply Module Line Current	21 amp	21 amp	21 amp
Power Consumption, Typical	76.8W per tile at 12 tiles per power supply module	158.4W per tile at 6 tiles per power supply module	221.76W per tile at 4 tiles per power supply module
External Connections	DisplayPort, USB, Power	DisplayPort, USB, Power	DisplayPort, USB, Power
Operating Temperature	10°C to 40°C	10°C to 40°C	10°C to 40°C
Storage Temperature	-20°C to 60°C	-20°C to 60°C	-20°C to 60°C
Operating Humidity Range	20-80% RH non-condensing	20-80% RH non-condensing	20-80% RH non-condensing
Dimensions, excluding mount	395mm x 395mm x 76mm	1026mm x 580mm x 84mm	1217mm x 688mm x 82mm
Weight, including mount	16.3 lbs	56.6 lbs	83.2 lbs
Recommended Usage	20 hours/day at 7 days/week	20 hours/day at 7 days/week	20 hours/day at 7 days/week
Options	Edge trim kit, cables, Mosaic consulting service, installation service, extended warranty	Edge trim kit, cables, Mosaic consulting service, installation service, extended warranty	Edge trim kit, cables, Mosaic consulting service, installation service, extended warranty
Warranty	3 years standard	3 years standard	3 years standard
Other Features	Includes Mosaic Ensemble package: Mosaic Mount, Mosaic Power Supply Module, Mosaic Project Designer™ software	Includes Mosaic Ensemble package: Mosaic Mount, Mosaic Power Supply Module, Mosaic Project Designer™ software	Includes Mosaic Ensemble package: Mosaic Mount, Mosaic Power Supply Module, Mosaic Project Designer™ software



205 Westwood Ave, Long Branch, NJ 07740  
 Phone: 866-94 BOARDS (26273) / (732)-222-1511  
 Fax: (732)-222-7088 | E-mail: sales@touchboards.com