

Cocoon

OVERVIEW

Cocoon's curved nature fosters collaboration and comfort. Available in counter or bar heights with a variety of configurations, Cocoon is suitable for in-between spaces as well as progressive learning environments.

CURVED AND STRAIGHT SURFACES

Panels are 1" thick laminate construction with particleboard core. Surface height is 41" for high surfaces and 30" for low surfaces.

BENCHES - FRAMES AND WEBBING

Frames are made of 3/4" CDX plywood with 2" x 7/8" air dried poplar hardwood for internal applications. Glue used in framing is Hi-Tac water-based wood adhesive. Backs are attached to seat frames with multiple 5/16" x 18 T-nuts and 5/16" x 18 x 2" NC Grade A RoHS compliant bolts with RoHS compliant 5/16" flat washers. Framing wood is stapled with both wide crown framing Staples, 1" crown x 5/8" length galvanized, and regular framing staples, 5/16" crown x 1 1/2" length galvanized

Matrex Sytex engineered Y 370 3" webbing is used for seat and back suspensions and attached with 1/2" crown x 1/2" length fine wire galvanized staples.

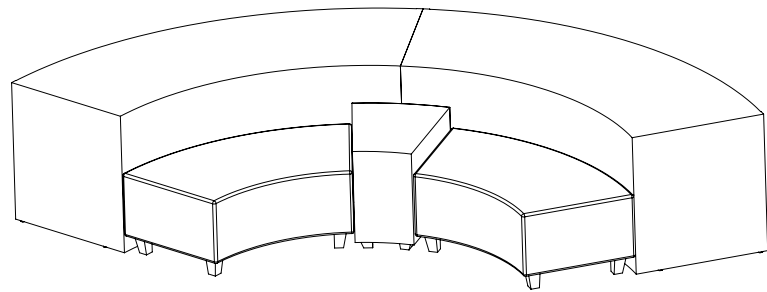
BENCHES - FOAM

Seat foam core is 3.5" 2.5 density 40 ILD with 1/2" cap. Back foam core is 2.0" 1.4 density 40 ILD with 1/2" cap. Arm top foam core is 1.0" 2.5 density 40 ILD. All other foam is 1/2" 1.4 density 40 ILD

BENCHES - STITCHING AND UPHOLSTERY

Top stitching (double stitching) on all upholstered items. A minimum of 7 stitches per inch. All threads are Tristar Nylbond HB 16 oz.

Upholstery by Momentum, Mayer, Spradling, and Culp is offered for all of our soft seating options. Upholstery is attached with 3/8" x 3/8" length fine wire galvanized staples and is protected with the Elite 200 dust cover.



OPTIONS / ACCESSORIES

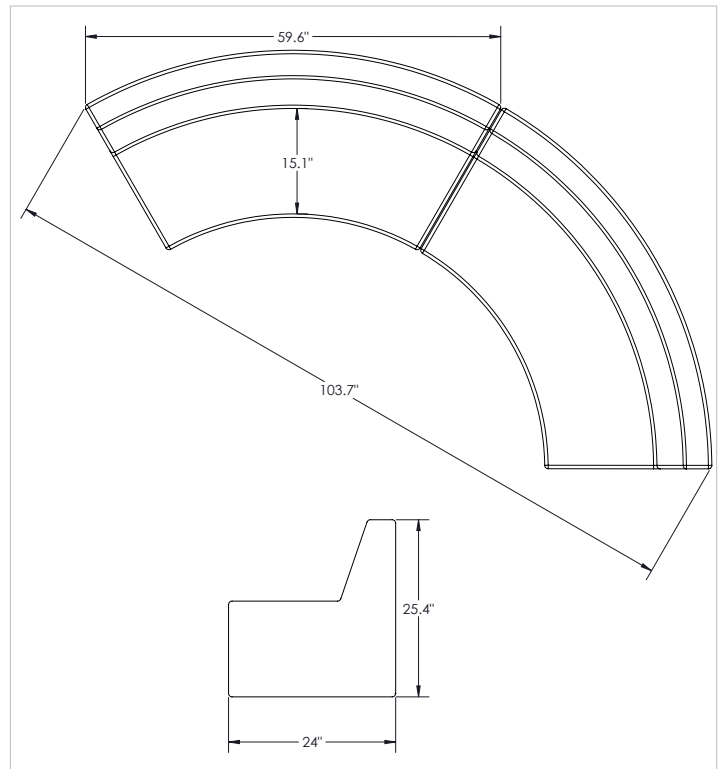
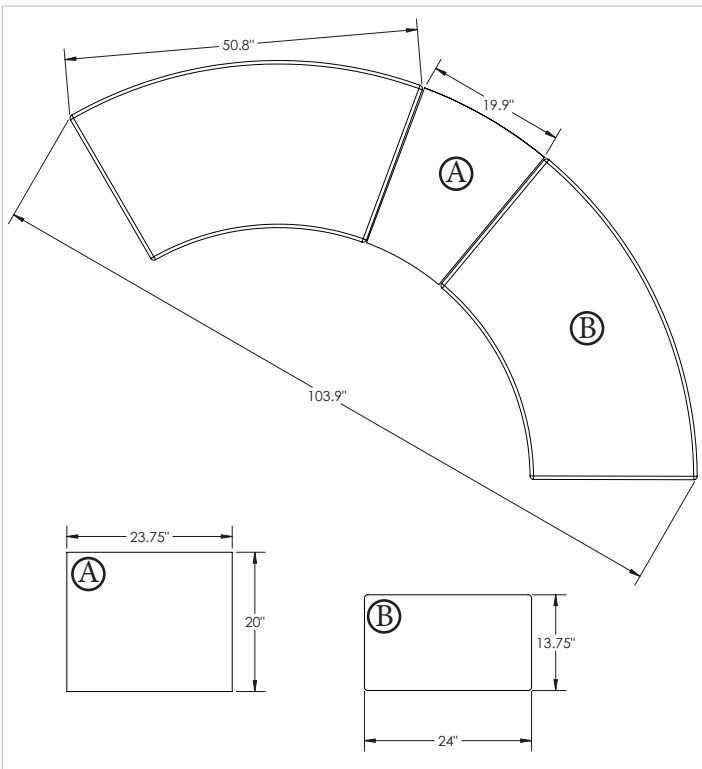
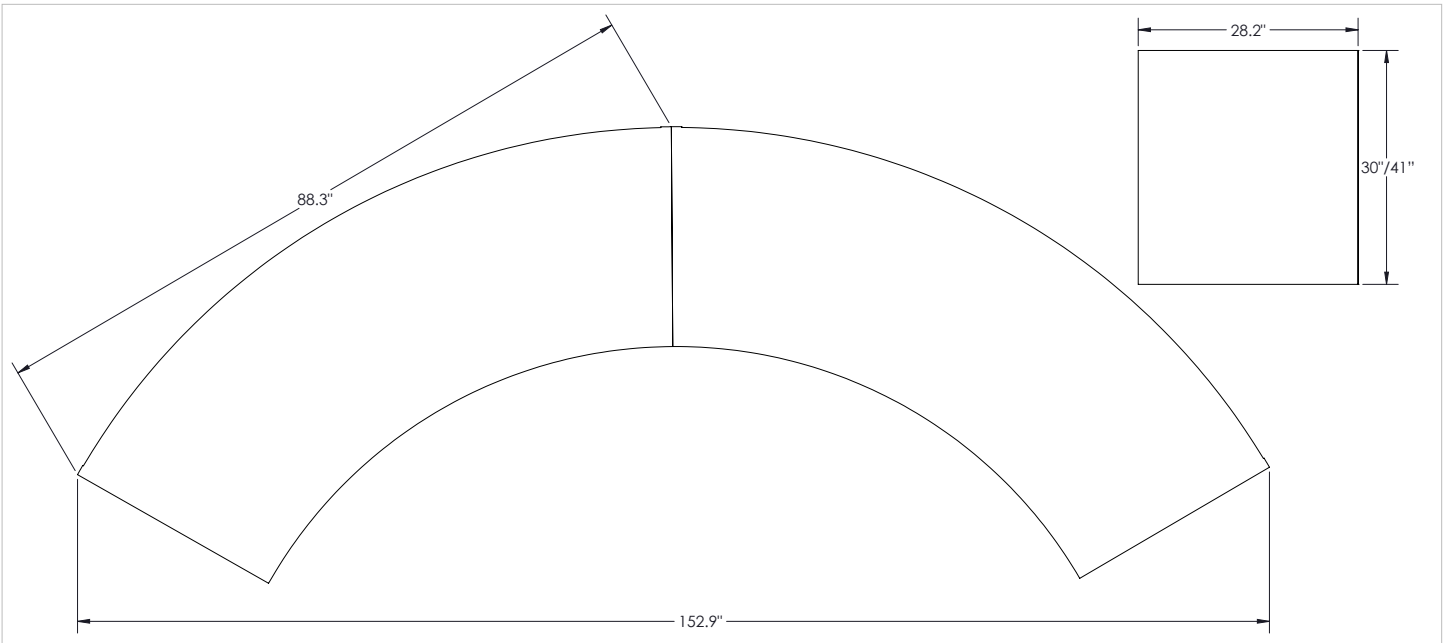
The Cocoon is available in any combination of the pieces shown.

LAMINATE AND EDGE BAND

See attached material guide for all options.

COMPLIANCE

Bolts and washers used in framing are Grade A RoHS Compliant
Plywood Frames are CARB II Compliant
Fully meets CA 117-2013 standards



DIMENSIONS:

Base Model No.	Description	Dimensions
BM.CO.B.512818.NB	Cocoon, Small Bench without Backrest (for divider)	28"W x 51"D x 18"H
BM.CO.B.512830	Cocoon, Small Bench with Backrest (for divider)	28"W x 51"D x 18"H
BM.CO.B.602918.NB	Cocoon, Bench without Backrest	29"W x 60"D x 18"H
BM.CO.B.602930	Cocoon, Bench with Backrest	29"H x 60"D x 18"H
BM.CO.ST.211913	Cocoon, Divider	20"W x 24.5"D x 22"H
BM.CO.TB.883630	Cocoon, Low Surface	36"W x 88"D x 30"H
BM.CO.TB.883641	Cocoon, High Surface	36"W x 88"D x 41"H



Vanerum North America
 2885 Lorraine Avenue | Temple, TX 76501
 p: 800.749.2258 | f: 866.888.7483
www.vanerumna.com


MATERIAL COLOR REFERENCE SHEET

PICK A FINISH - BASE COLORS

POWDER-COAT BASE FINISHES



Black (7BK)



Charcoal Metallic
(7CM)



Platinum (7PL)

Due to the limitations in color printing, actual colors may vary from these images. Please refer to physical samples for color match.
**Contact your relationship manager for pricing and lead times. Minimum order quantity may be required.

PICK A LAMINATE - STANDARD DESK & TABLE SURFACE COLORS

Custom laminates also available. Contact us for details.


TRADITIONAL STANDARD WOOD LAMINATES




CONTEMPORARY STANDARD WOOD LAMINATES




STANDARD SOLID LAMINATES



STANDARD PATTERN LAMINATES



EPOXY (CATALYST TABLES)



*'Special order' laminates may require minimum purchase and have extended lead times. Contact us for details.

Additional laminates available. Due to the limitations in color printing, actual colors may vary from these images. Please refer to physical samples for color match.
*Contact your relationship manager for pricing and lead times. Minimum order quantity may be required.

PICK A LAMINATE - DESIGNER & PREMIUM DESK & TABLE SURFACE COLORS

Custom laminates also available. Contact us for details.

DESIGNER WOOD LAMINATES



Tan Echo (7941)




* Ebony
Ribbonwood
(0873)




* Ashen
Ribbonwood
(8839)

DESIGNER BOLD SOLID LAMINATES



Ocean (D502)



Island
(D498)




Hollyberry
(D307)



* Navy Blue
(969)

DESIGNER NEUTRAL SOLID LAMINATES



Fossil (5349)



Winter Sky (8792)



Cement
(D503)




New Burgundy
(7966)

DESIGNER PATTERN LAMINATES



Steel Mesh (4879)



Carbon Mesh
(4880)




Sol
(3209)

PREMIUM DESIGNER LAMINATES



Zebra wood (7980)

**Textured Finish



Colombian Walnut
(7943)

**Textured Gloss
Finish



Vapor Strandz
(4939)

**Textured Finish



Cosmic Strandz
(4941)

**Textured Finish


*'Special order' laminates may require minimum purchase and have extended lead times. Contact us for details.

Additional laminates available. Due to the limitations in color printing, actual colors may vary from these images. Please refer to physical samples for color match.
*Contact your relationship manager for pricing and lead times. Minimum order quantity may be required.


PICK AN EDGE BAND - STANDARD DESK & TABLE EDGE BAND COLORS

Custom edgebands also available. Contact us for details.

STANDARD LAMINATE EDGE BANDS



Platinum (PL)



Black (BK)



Matching (ME)

TRADITIONAL STANDARD WOOD GRAIN LAMINATE EDGE BANDS



Natural Teak (8849)




Bleached Legno (8845)

CONTEMPORARY STANDARD WOOD LAMINATE EDGE BANDS



Grey Elm (8201)



Low Line (7998)



Asian Night (7949)

STANDARD SOLID LAMINATE EDGE BANDS



Dover White (7197)



Graphite (0837)



Graystone (0464)

STANDARD PATTERN LAMINATE EDGE BANDS



Gray Mesh (4877)



Pewter Mesh (4878)

*'Special order' laminates may require minimum purchase and have extended lead times. Contact us for details.

Additional laminates available. Due to the limitations in color printing, actual colors may vary from these images. Please refer to physical samples for color match.
*Contact your relationship manager for pricing and lead times. Minimum order quantity may be required.

PICK AN EDGE BAND - DESIGNER & PREMIUM DESK & TABLE EDGE BAND COLORS

Custom edgebands also available. Contact us for details.

DESIGNER WOOD GRAIN LAMINATE EDGE BANDS




Tan Echo (7941)



Ebony
Ribbonwood
(0873)




Ashen
Ribbonwood
(8839)




...or choose any
color! **

DESIGNER BOLD SOLID LAMINATE EDGE BANDS



Ocean (D502)



Island
(D498)



Hollyberry
(D307)



Navy Blue
(0969)

PREMIUM DESIGNER LAMINATE EDGE BANDS



Vapor Strandz
* (4939)



Cosmic Strandz
* (4941)



Zebra wood (7980)

*'Special order' laminates may require minimum purchase and have extended lead times. Contact us for details.

Additional laminates available. Due to the limitations in color printing, actual colors may vary from these images. Please refer to physical samples for color match.

**Contact your relationship manager for pricing and lead times. Minimum order quantity may be required.