



MOORECO™

2022 Product Guide

Table of Contents

- General Information 3
- General Warranty Information..... 4-5
- Materials & Finishes 6-18
- Visual Communication..... 19-136
- Furniture 137-241
- Contract Furniture..... 242-286
- Compass Collection 287-404
- Soft Seating & Graded-In Products 405-506
 - Graded-In Product Information 406-407
 - COM Yardage Table..... 497-504
 - COM Approval Form..... 505



2885 Lorraine Avenue | Temple, TX 76501
p: 800.749.2258 | f: 866.888.7483
www.moorecoinc.com

©2022 MooreCo, Inc. All rights reserved.

MooreCo Inc. reserves the right to correct pricing or copy errors. Since individual items are subject to availability of materials from our suppliers, we reserve the right to limit quantities. All shipping weights are nominal and may vary depending on items and quantities ordered.



General Information

Returnable Merchandise

A return authorization is required for the return of any merchandise. All requests for returns should be made within 90 (ninety) days of receipt of merchandise. The dealer may be responsible for restock and return freight charges. Returned products must be unused, undamaged, and in the original packaging. Please contact customer service for more details. Returned merchandise may be subject to a restocking fee.

Non-Returnable Merchandise

All boards and furniture which have been custom sized, custom framed, or customized to specifications will be considered non-returnable merchandise.

FOB Factory

All accounts are due and payable to:

MooreCo Inc.
P.O. Drawer D
Temple, TX 76503

Payment is due within 30 (thirty) days from date on invoice. Prior to establishment of an open account, all orders are payable by money order, Visa, MasterCard, Discover, or American Express before order can be shipped.

All board dimensions are surface dimensions before framing. All boards listed as 3'H x 4'W actually measure 33.8"H x 48"W due to shipping restrictions. Dimensions on all glass dry erase markerboards are estimated and may vary slightly.

All soft seating, graded-in products, and Compass Cabinets ship FOB Tennessee.

Warranty Terms & Conditions

MooreCo Products Limited Lifetime Warranty

MooreCo warrants that your Product is free from defects in materials or workmanship for as long as the original purchaser owns the product or subject to the below schedule. This warranty only applies to Products purchased directly from an authorized MooreCo dealer and is only valid for the original purchaser and for the original installation. The warranty is terminated upon transfer, sale, or modification of the Product.

If a Product is defective in materials or workmanship, MooreCo will replace or repair it at no charge, based on the below schedule. This is your sole and exclusive remedy, and repair or replacement of the Product will be at the sole discretion of MooreCo and is your sole and exclusive remedy for products found by MooreCo to be defective. Shipping charges to the repair facility will be the responsibility of the purchaser, and shipping charges to return the repaired Product to the purchaser will be paid by the purchaser, except for Products returned for repair during the first 30 days after purchase, in which case all shipping charges will be paid by MooreCo. MooreCo will not pay labor costs associated with repairs or replacements. All incidental or consequential damages which may arise, including, but not limited to, lost profits, personal property damage, and third party liabilities are hereby expressly excluded. Likewise, MooreCo will not be responsible for any damage to customer's property caused by incompatibility of the product with customer's flooring and other customer property. This warranty is subject to the limitations, exclusions and other provisions below, and applies to Products purchased after June 1, 2020 which are delivered within the United States of America and the Commonwealth of Canada.

Discontinued products will be replaced with "like product" at MooreCo's discretion. MooreCo will not renew or extend this warranty to a repaired or replaced product. MooreCo will not honor the attempted transfer of this warranty.

Some natural variations occurring in polypropylene material or other natural materials are inherent to their character and are not considered defects. MooreCo does not warrant the colorfastness or matching of colors, grains, or textures of these materials. Customer's Own Material (COM) selected by and used at the request of an original purchaser is not warranted. Our products are intended for interior use—exterior use of them will void the warranty.

MooreCo seating is tested and warrantied for users up to 253 lbs. Use above that weight is not tested or warrantied and considered misuse and abuse.

Use of "short throw" wall-mounted projectors are only warrantied on the Interactive Projector Board (2G5 and 4G5) series and Interactive Projector Board + Whiteboard System (764XX).

Porcelain surfaces may have minor surface imperfections due to the manufacturing process. If these imperfections cannot be seen from 3 feet under diffuse (dead) light and without "searching", they are not covered under warranty. Any surface imperfection from the factory shall erase as with the rest of the surface or will be covered under warranty

Limitations involving particular Product lines, materials, and components: The particular Product lines, materials and components listed are warranted according to the following schedule from the date of sale:

Products	Warranty
Seating controls, glides, pneumatic cylinders, casters, bushings, folding mechanisms, rocker/wobble bases	1 Year
Clear Plastic / Acrylic	1 Year (Does not cover scratching by user—wear and tear)
PVC and melamine laminate desks, tables, workstations, carts, and other furniture	1 Year
Dry erase laminate table surface	1 Year
Economy soft seating fabric	1 Year
Soft seating fabric	See fabric vendor for specific warranty information
Electrical components	1 Year
The surface of whiteboards and mobile whiteboards with surface of Dura-Rite®	20 Years
The surface of whiteboards and mobile whiteboards with surface of Magne-Rite and tack boards	10 Years
The surface of whiteboards and mobile whiteboards with surface of TuF-Rite™	5 Years
iTeach® and tablet/Chromebook charging carts—with exception of electrical components	12 Years
iTeach® and tablet/Chromebook charging carts—electrical components only	1 Year
Solid wood seats and solid wood table tops	1 Year finish defects and workmanship 10 Years structural against loss of serviceability
Beanies by MooreCo	1 Year seams and zippers (indoor and outdoor)

Warranty Terms & Conditions

Warranty Exclusions

This warranty does not apply and no other warranty applies to:

- Normal wear and tear, which are to be expected over the course of ownership.
- Damage caused by abuse, misuse, neglect, vandalism, accident, modifications, water, or fire.
- Damage caused by the carrier in-transit, which will be handled as claims against the carrier.
- Damage caused during unloading or installation, which will be handled as claims against the installer.
- Modifications or attachments to the Product that are not approved by MooreCo.
- Products that were not installed, used, or maintained in accordance with Product instructions and warnings.
- Products used for rental purposes.
- Adhesive products installed at temperatures below 50°F (10°C).
- Labor and/or materials to remove and replace Products.
- Non-standard or published products.
- Damage caused by environmental issues, including use and/or storage of the Product in facilities subjected to uncontrolled high temperatures.
- Third-party products – MooreCo, to the extent possible, will pass through to the original purchaser (and process claims under) any warranty provided by third-party products supplied to MooreCo.
- Normal aging and wear of fabrics, filling materials, and finishes of soft seating and other upholstered products.

To the extent allowed by law, MooreCo makes no other warranty, either express or implied, including any warranty of merchantability or fitness for a particular purpose. MooreCo will not be liable for any indirect, consequential, or incidental damages. This warranty does not cover consequential damages, loss of time or use, or other incidental damages.

Notice to Purchasers for Home or Personal Use: Federal law does not permit the exclusion of certain implied warranties for consumer Products. Therefore, if you are purchasing this Product for home or personal use, the exclusion of implied warranties noted in the above paragraph does not apply to you. Some states do not allow the exclusion or limitation of incidental or consequential damages, so the above limitation or exclusion may not apply to you. This warranty gives you specific legal rights, and you may also have other rights which vary from state to state.

To obtain service under this limited warranty: by following the procedures regarding warranty claims outlined below, you can be assured of the best level of service.

Contact MooreCo by phone at 1-800-749-2258 or by mail at 2885 Lorraine Avenue, Temple, Texas 76501 within 30 (thirty) days of discovery of the defect. Be prepared to prove you are the original purchaser of

the Product and provide your model number, description of the Product, and description of the defect. Then provide MooreCo with your name, address, area code, and telephone number.

MooreCo will review all pertinent information regarding the claim, including inspection of the Product if deemed appropriate by MooreCo.

If MooreCo affirms that the Product in question is eligible under the conditions of the limited warranty as stated above, the customer service representative or another representative of MooreCo will determine whether to provide replacement parts, authorize repairs, or replace the Product.

Products returned to the MooreCo facility without a return authorization will be refused.



Section I:
Materials & Finishes

Materials & Finishes - QuickShip HPL

QuickShip Woodgrain Laminates



Fusion Maple
7909-60



Amber Cherry
7919-60



Castle Oak
7928-38



Asian Night
7949-38




Low Line
7998-60



Gray Elm
8201-60

QuickShip Solid Laminates



Whiteboard
MRKR
(10% upcharge)

QuickShip Pattern Laminates



Gray Nebula
4622-60



Graphite Nebula
4623-60

QuickShip program does not apply to custom or graded-in products. Lead times may change with large quantity orders. Please contact your sales representative for details.

Materials & Finishes - Standard HPL

Standard Woodgrain Laminates



Nepal Teak
7209-60



River Cherry
7937-38



Brazilwood
7946-38



Natural Rift
7954-38




Buka Bark
7982-38



Pinnacle Walnut
7992-38

Standard Solid Laminates



Putty
1503-60




Black
1595-60




North Sea
D90-60



Hollyberry
D307-60



Platinum
D315-60



Pepperdust
D327-60



Indigo
D379-60



Lapis Blue
D417-60



Island
D498-60




Orange Grove
D501-60



Ocean
D507-60

Standard Pattern Laminates




Gray Mesh
4877-38



Pewter Mesh
4878-38



Pressed Linen
4991-38



High Rise
4996-38

Standard laminates are available at the same cost as our QuickShip laminates, but with extended lead times. Please contact your sales representative for details.

Materials & Finishes - Premium HPL

Premium Woodgrain Laminates



Tan Echo
7941-18



Colombian Walnut
7943-7



Xanadu
7945-18



Asian Sun
7951-18



Asian Sand
7953-18



Zanzibar
7957-78



Studio Teak
7960-18



Zebrawood
7980-18



Fawn Cypress
8208-16



Veranda Teak
8209-28

Premium Pattern Laminates



Ribbon Marble
1889-7



Silver Alchemy
4860-7



Vapor Strandz
4939-18



Cosmic Strandz
4941-18

Premium laminates are available at an upcharge and with extended lead times. Please contact your sales representative for details.

Materials & Finishes - Designer Premium HPL

Designer Premium Woodgrain Laminates



Ashbee Oak
Y17000-57



Carter Oak
Y17004-57



Pepper Alona
Y0287-12



Indonesian Rosewood
Y0548-7



Raw Eucalyptus
Y0559-28



Umber Walnut
Crossgrain
Y0603-60



Yaki Shiro
Y0622-16



Natural Tulipwood
Y0654-38



Cedar
Y0655-60



Mocha Ash
Y0664-12



Western White Pine
Y0693-16



Ghost Maple
Y0694-38



Quiet Hinoki
Y0785-12



Edge Grain Breeze
Y0809-12

Designer Premium Solid Laminates



Hibiscus Tea
Y0334-60




Chili Powder
Y0337-60



Marmalade
Y0338-60



Sugar Cookie
Y0342-60




Coffee Ice
Y0343-60



Wheat
Y0345-60



Quince
Y0346-60



Dried Sage
Y0348-60



Cucumber Juice
Y0349-60



Bellini Blue
Y0352-60



Blueberry Taffy
Y0355-60



Ink Soup
Y0357-60

Designer Premium Pattern Laminates



North Sea Wood
Y0325-60



Linear Chisel Denim
Y0412-60



Bone Birch
Y0425-60



Flint Boucle
Y0436-60



Flint Horizon
Y0439-60



Cobalt Shagreen
Y0449-60



Sky Arabesque
Y0494-16



Twilight
Y0503-60



Stockholm Mod
Y0577-16



Taupe Geo
Y0623-60



Swirling Fields
Y0646-60



Raspberry
Honeycomb Parfait
Y0687-60

Designer premium laminates are available at a steeper upcharge, with extended lead times, and are not suitable for all applications. Please contact your sales representative for details.

Materials & Finishes - Furniture

Hierarchy Colors



Red
HRED



Orange
HORG



Yellow
HYLW



Green
HGRN



Blue
HBLU



Navy
HNVY



Purple
HPUR



Cool Gray
HGRY




Black
HBLK


Standard Edgeband Colors



Black
BK



Platinum
PL



White
WT
(soft seating only)

Butcher Block Top



Butcher Block
BUTCHER

Butcher block top available standard certain table lines. Call for information on availability on other tables.

Hierarchy Desk & Table Leg Colors



Black



Platinum

Hierarchy Seating Base Colors



Chrome
CH



Platinum
PL

Materials & Finishes - Furniture

Seed Seating Shell Colors



Black
BK



Graphite
GR



Light Blue
LB



Lime
LM



Midnight
MB



Red
RD


Contract Furniture Base Colors (Seating + Tables & Desks)



Black
7BK



Charcoal
7CM



Platinum
7PL

Materials & Finishes - Folio Storage

Recommended perfect match



Black
044P (Herman Miller)




Metallic Platinum
705P (Herman Miller)



Metallic Silver
666P (Herman Miller)

We've got your perfect match! To give your space a cohesive look, coordinate your Folio metal colors with our contract base colors: black, charcoal, and platinum.

Allsteel



Brilliant White
0217



Champagne Metallic
01A7



Cloud
0073




Driftwood
0232



Flint
0231



Loft
0539



Muslin
0683



Parchment
0345



Platinum Metallic
0166



Tan
0152


Haworth



Beige
0159



Cement Textured
02Z8




Chalk
0141



Charcoal
0006



Graphite
0547



Graytone
0205



Grout Textured
02Z9



Putty
0112



Silver Metallic
2Y9P



Smoke
0131

Materials & Finishes - Folio Storage

Herman Miller



Black Umber
0256



Light Gray
0257



Medium Tone
0004



Metallic Bronze
0994



Metallic Champagne
0744




Silver Metallic
0666




Soft White
02L6



Warm Gray Neutral
0784



White Textured
Enhanced
03C6




WL Sandstone
0515

Knoll



Beige Mist Metallic
0968



Bright White Smooth
02Z2



Bright White
Textured
02Z3



Brown
02Y7



Folkstone Gray
0623



Medium Gray
0188



Medium Metallic
Gray
02Y6



Sandstone
0756



Silver Metallic
02X9



Soft Gray
0030

Materials & Finishes - Folio Storage

Steelcase



Arctic White Textured
0995



Black Textured
0668



Black
0044



Carbon Metallic
Textured
0998



Fieldstone Textured
0678



Midnight Textured
0722



Milk
02A4



Platinum Metallic
0666



Sterling Metallic
0705



Warm White
0280

Teknion



Arctic Textured
02M0



Espresso Textured
02X5



Granite
02M3



Gray
02A3



Latte Textured
02U2



Nevada
02M2




Platinum Metallic
02X7



Satin Black
02Z0




Silver Textured
02X4



Storm White Textured
02N0

Materials & Finishes - Boards


Glass Dry Erase Board Colors



Colored Cork Tackboard Surface (Standard)



Colored Cork Tackboard Surface (Custom)



Materials & Finishes - Boards

Standard Vinyl Tackboard Surface



Yellow Bouquet
40



Champagne
41



Gray
44



Antique White
45



Cotton
46



Pacific Blue
47



Platinum
56



Natural
57



Pelican
74



Sterling
77

Pebbles Vinyl Tackboard Surface



Cream
66



Light Quarry
67



Country Stone
70

Standard Fabric Tackboard Surface



Nutmeg
33



Indigo
35



Granite
36

Rubber Tackboard Surface **DISCONTINUED: Available while supplies last!**




Tan
95



Black
96



Blue
97



Red
99



Green
104



ReTire Multi
105

Materials & Finishes

Dot Soft Seating 5-Pack



Peacock



Zest



Pollen



Salsa



Pewter



Charcoal

Beanies by MooreCo - Indoor



Buckskin



Charcoal



Lipstick



Navy



Purple



Sea Blue



Tide Pool

Beanies by MooreCo - Outdoor



Ginkgo



Jockey Red



Navy



Tuscan



Section II: Visual Communication

Porcelain Steel Whiteboard + Deluxe Aluminum Trim (202AX)

Magnetic porcelain steel whiteboards are engineered for superior color contrast with dry erase markers. Standard gloss dry erase surface provides superior writability and erasability with no ghosting. Reduced surface light distortion enhances visibility to provide optimum eye comfort.

Steel is permanently laminated to a lightweight substrate for stability and durability.

Class A Fire Rated board. A full test report copy is available upon request. Fifty year limited warranty. SCS Indoor Advantage Gold Certified.

Technical Information

- A precisely balanced porcelain enamel ground coat is furnace-fused to both sides of 28-gauge (standard) or 24-gauge (custom) steel.
- The first furnace fuses a ground coat of enamel that is heat-softened at approximately 1450°F. The second furnace firing fuses a coat of enamel to the ground coat enamel.
- Color Fusion ceramic top coat is applied providing the desired surface color. Off-white is standard.
- A fade resistant waterproof resin glue bonds the porcelain to a moisture-resistant core and .005" polyester foil backer sheet.

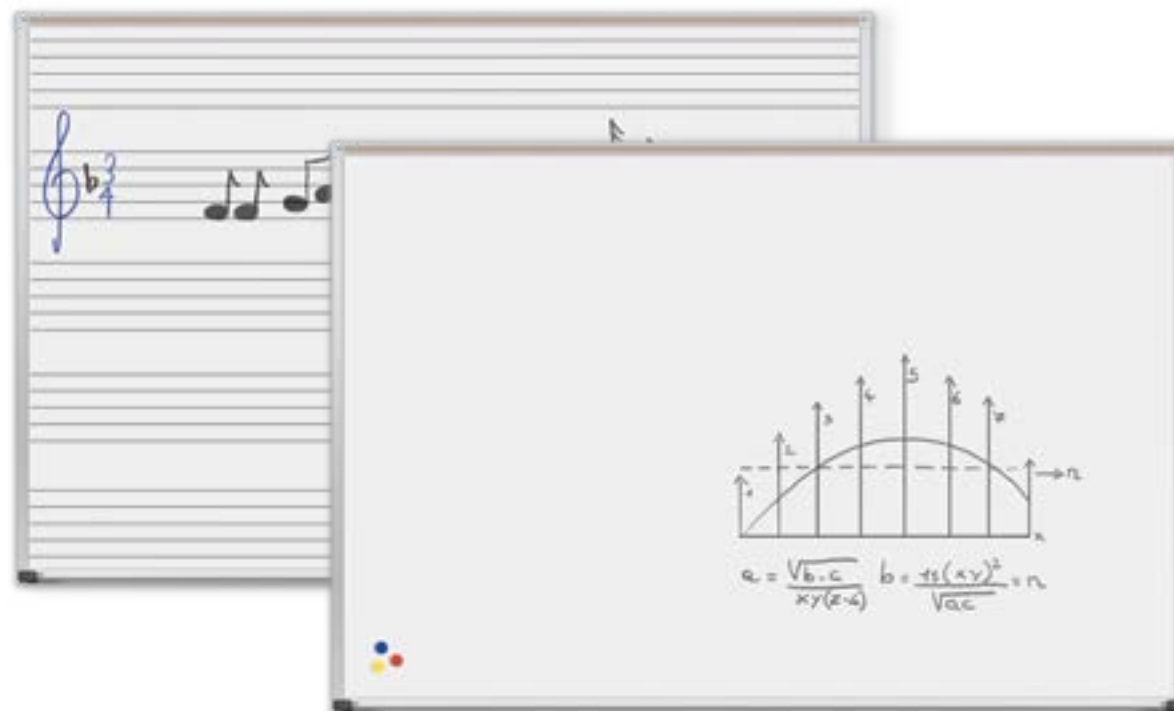
Standard Includes

- Anodized aluminum trim with 7/8" profile and hairline mitered corners
- Full-length tackable map rail with Colored Cork insert
- Full-length accessory tray with rubber Dura-Safe® end caps

Options

- Available in multiple standard sizes
- Custom sizing available
- Available in 5'H panel
- Available with screen printed permanent graphics
- Available with upgraded sheet aluminum backer

Part No.	Description	Dimensions	Ship Wt.	Base MSRP
A. Porcelain Steel Whiteboard - Deluxe Aluminum Trim				
202AB	Porcelain Steel Whiteboard - Deluxe Aluminum Trim	2'H x 3'W	20 lbs	\$233.70
202AC	Porcelain Steel Whiteboard - Deluxe Aluminum Trim	3'H x 4'W	36 lbs	\$326.26
202AD	Porcelain Steel Whiteboard - Deluxe Aluminum Trim	4'H x 4'W	69 lbs	\$531.82
202AF	Porcelain Steel Whiteboard - Deluxe Aluminum Trim	4'H x 5'W	84 lbs	\$534.69
202AG	Porcelain Steel Whiteboard - Deluxe Aluminum Trim	4'H x 6'W	94 lbs	\$604.96
202AH	Porcelain Steel Whiteboard - Deluxe Aluminum Trim	4'H x 8'W	120 lbs	\$751.24
202AK	Porcelain Steel Whiteboard - Deluxe Aluminum Trim	4'H x 10'W	146 lbs	\$1,007.02
202AM	Porcelain Steel Whiteboard - Deluxe Aluminum Trim	4'H x 12'W	194 lbs	\$1,074.80
202AP	Porcelain Steel Whiteboard - Deluxe Aluminum Trim	4'H x 16'W	243 lbs	\$1,455.68
B. El Grande Porcelain Steel Whiteboard (5'H Panel) - Deluxe Aluminum Trim				
202AJ	El Grande Porcelain Steel Whiteboard - Deluxe Aluminum Trim	5'H x 8'W	147 lbs	\$1,094.47
202AL	El Grande Porcelain Steel Whiteboard - Deluxe Aluminum Trim	5'H x 10'W	195 lbs	\$1,463.02
202AN	El Grande Porcelain Steel Whiteboard - Deluxe Aluminum Trim	5'H x 12'W	224 lbs	\$1,766.20
202AQ	El Grande Porcelain Steel Whiteboard - Deluxe Aluminum Trim	5'H x 16'W	308 lbs	\$2,332.04
C. Music Line Porcelain Steel Whiteboard - Deluxe Aluminum Trim				
202AG-S1	Music Line Board - Deluxe Aluminum Trim	4'H x 6'W	94 lbs	\$920.38
202AH-S1	Music Line Board - Deluxe Aluminum Trim	4'H x 8'W	120 lbs	\$1,214.61



Porcelain Steel Whiteboard + Ultra Trim (2028X/2029X)

Magnetic porcelain steel whiteboards are engineered for superior color contrast with dry erase markers. Standard gloss dry erase surface provides superior writability and erasability with no ghosting. Reduced surface light distortion enhances visibility to provide optimum eye comfort.

Steel is permanently laminated to a lightweight substrate for stability and durability.

Class A Fire Rated board. A full test report copy is available upon request. Fifty year limited warranty. SCS Indoor Advantage Gold Certified.

Technical Information

- A precisely balanced porcelain enamel ground coat is furnace-fused to both sides of 28-gauge (standard) or 24-gauge (custom) steel.
- The first furnace fuses a ground coat of enamel that is heat-softened at approximately 1450°F. The second furnace firing fuses a coat of enamel to the ground coat enamel.
- Color Fusion ceramic top coat is applied providing the desired surface color. Off-white is standard.
- A fade resistant waterproof resin glue bonds the porcelain to a moisture-resistant core and .005" polyester foil backer sheet.

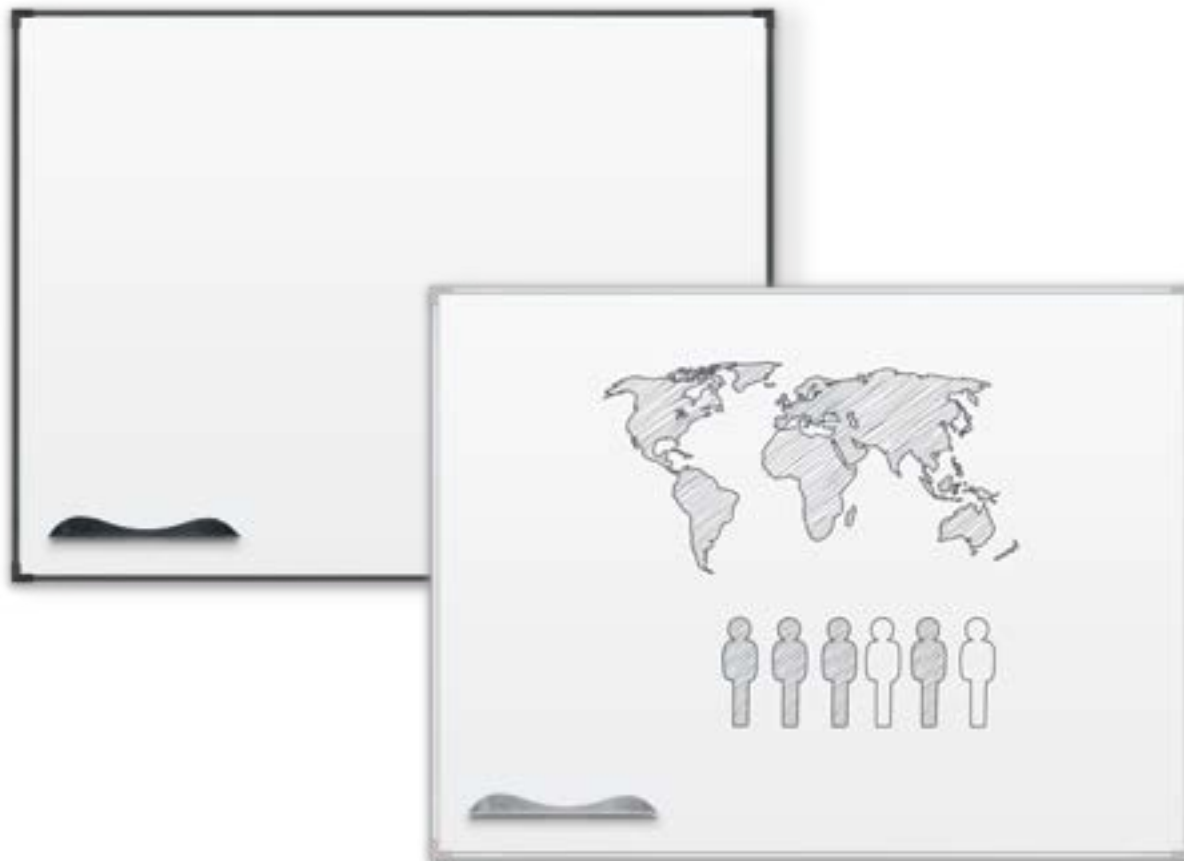
Standard Includes

- Anodized aluminum trim with 5/16" profile with plastic corner trim
- Magnetic accessory tray in gray or black to match the trim color selected

Options

- Available in multiple standard sizes
- Available in silver or black trim
- Custom sizing available
- Available with screen printed permanent graphics
- Available with upgraded sheet aluminum backer

Part No.	Description	Dimensions	Ship Wt.	Base MSRP
A. Porcelain Steel Whiteboard - Ultra Trim (Silver)				
2029B	Porcelain Steel Whiteboard - Ultra Trim (Silver)	2'H x 3'W	20 lbs	\$284.11
2029C	Porcelain Steel Whiteboard - Ultra Trim (Silver)	3'H x 4'W	36 lbs	\$382.37
2029D	Porcelain Steel Whiteboard - Ultra Trim (Silver)	4'H x 4'W	69 lbs	\$571.44
2029G	Porcelain Steel Whiteboard - Ultra Trim (Silver)	4'H x 6'W	94 lbs	\$685.63
2029H	Porcelain Steel Whiteboard - Ultra Trim (Silver)	4'H x 8'W	120 lbs	\$823.04
B. Porcelain Steel Whiteboard - Ultra Trim (Black)				
2028B	Porcelain Steel Whiteboard - Ultra Trim (Black)	2'H x 3'W	20 lbs	\$265.38
2028C	Porcelain Steel Whiteboard - Ultra Trim (Black)	3'H x 4'W	36 lbs	\$369.61
2028D	Porcelain Steel Whiteboard - Ultra Trim (Black)	4'H x 4'W	69 lbs	\$540.31
2028G	Porcelain Steel Whiteboard - Ultra Trim (Black)	4'H x 6'W	94 lbs	\$685.63
2028H	Porcelain Steel Whiteboard - Ultra Trim (Black)	4'H x 8'W	120 lbs	\$823.04



Porcelain Steel Whiteboard + Presidential Trim (2H2PX/-T1)

Magnetic porcelain steel whiteboards are engineered for superior color contrast with dry erase markers. Standard gloss dry erase surface provides superior writability and erasability with no ghosting. Reduced surface light distortion enhances visibility to provide optimum eye comfort.

Steel is permanently laminated to a lightweight substrate for stability and durability.

Class A Fire Rated board. A full test report copy is available upon request. Fifty year limited warranty. SCS Indoor Advantage Gold Certified.

Technical Information

- A precisely balanced porcelain enamel ground coat is furnace-fused to both sides of 28-gauge (standard) or 24-gauge (custom) steel.
- The first furnace fuses a ground coat of enamel that is heat-softened at approximately 1450°F. The second furnace firing fuses a coat of enamel to the ground coat enamel.
- Color Fusion ceramic top coat is applied providing the desired surface color. Off-white is standard.
- A fade resistant waterproof resin glue bonds the porcelain to a moisture-resistant core and .005" polyester foil backer sheet.

Standard Includes

- Anodized aluminum trim with injection-molded curved plastic corner pieces
- Magnetic accessory tray in gray or black to match the trim color selected

Options

- Available in multiple standard sizes
- Available in silver or black trim
- Custom sizing available
- Available with screen printed permanent graphics
- Available with upgraded sheet aluminum backer

Part No.	Description	Dimensions	Ship Wt.	Base MSRP
A. Porcelain Steel Whiteboard - Presidential Trim (Silver)				
2H2PA	Porcelain Steel Whiteboard - Presidential Trim (Silver)	1.5'H x 2'W	10 lbs	\$216.43
2H2PB	Porcelain Steel Whiteboard - Presidential Trim (Silver)	2'H x 3'W	20 lbs	\$261.43
2H2PC	Porcelain Steel Whiteboard - Presidential Trim (Silver)	3'H x 4'W	36 lbs	\$342.88
2H2PD	Porcelain Steel Whiteboard - Presidential Trim (Silver)	4'H x 4'W	69 lbs	\$525.85
2H2PF	Porcelain Steel Whiteboard - Presidential Trim (Silver)	4'H x 5'W	84 lbs	\$612.25
2H2PG	Porcelain Steel Whiteboard - Presidential Trim (Silver)	4'H x 6'W	94 lbs	\$637.60
2H2PH	Porcelain Steel Whiteboard - Presidential Trim (Silver)	4'H x 8'W	120 lbs	\$700.37
2H2PK	Porcelain Steel Whiteboard - Presidential Trim (Silver)	4'H x 10'W	146 lbs	\$898.12
2H2PM	Porcelain Steel Whiteboard - Presidential Trim (Silver)	4'H x 12'W	194 lbs	\$954.32
B. Porcelain Steel Whiteboard - Presidential Trim (Black)				
2H2PA-T1	Porcelain Steel Whiteboard - Presidential Trim (Black)	1.5'H x 2'W	10 lbs	\$229.75
2H2PB-T1	Porcelain Steel Whiteboard - Presidential Trim (Black)	2'H x 3'W	20 lbs	\$281.45
2H2PC-T1	Porcelain Steel Whiteboard - Presidential Trim (Black)	3'H x 4'W	36 lbs	\$370.98
2H2PD-T1	Porcelain Steel Whiteboard - Presidential Trim (Black)	4'H x 4'W	69 lbs	\$557.90
2H2PF-T1	Porcelain Steel Whiteboard - Presidential Trim (Black)	4'H x 5'W	84 lbs	\$652.30
2H2PG-T1	Porcelain Steel Whiteboard - Presidential Trim (Black)	4'H x 6'W	94 lbs	\$677.64
2H2PH-T1	Porcelain Steel Whiteboard - Presidential Trim (Black)	4'H x 8'W	120 lbs	\$748.48
2H2PK-T1	Porcelain Steel Whiteboard - Presidential Trim (Black)	4'H x 10'W	146 lbs	\$962.21
2H2PM-T1	Porcelain Steel Whiteboard - Presidential Trim (Black)	4'H x 12'W	194 lbs	\$1,018.41



Green-Rite® Porcelain Steel Whiteboard + Deluxe Aluminum Trim (E2H2AX)

Magnetic porcelain steel whiteboards are engineered for superior color contrast with dry erase markers. Standard gloss dry erase surface provides superior writability and erasability with no ghosting. Reduced surface light distortion enhances visibility to provide optimum eye comfort.

Steel is permanently laminated to a lightweight substrate for stability and durability.

Class A Fire Rated board. A full test report copy is available upon request. Fifty year limited warranty. SCS Indoor Advantage Gold Certified.

Technical Information

- A precisely balanced porcelain enamel ground coat is furnace-fused to both sides of 28-gauge (standard) or 24-gauge (custom) steel.
- The first furnace fuses a ground coat of enamel that is heat-softened at approximately 1450°F. The second furnace firing fuses a coat of enamel to the ground coat enamel.
- Color Fusion ceramic top coat is applied providing the desired surface color. Off-white is standard.
- A fade resistant waterproof resin glue bonds the porcelain to a moisture-resistant core and .005" polyester foil backer sheet.


Standard Includes

- Anodized aluminum trim with 7/8" profile and hairline mitered corners
- Full-length tackable map rail with natural cork insert
- Full-length accessory tray with rubber Dura-Safe® end caps

Options

- Available in multiple standard sizes
- Custom sizing available
- Available with screen printed permanent graphics
- Available with upgraded sheet aluminum backer

Part No.	Description	Dimensions	Ship Wt.	Base MSRP
A. Green-Rite Porcelain Steel Whiteboard - Deluxe Aluminum Trim				
E2H2AB	Green-Rite Whiteboard - Deluxe Aluminum Trim	2'H x 3'W	20 lbs	\$235.08
E2H2AC	Green-Rite Whiteboard - Deluxe Aluminum Trim	3'H x 4'W	36 lbs	\$320.49
E2H2AD	Green-Rite Whiteboard - Deluxe Aluminum Trim	4'H x 4'W	69 lbs	\$488.11
E2H2AG	Green-Rite Whiteboard - Deluxe Aluminum Trim	4'H x 6'W	94 lbs	\$605.83
E2H2AH	Green-Rite Whiteboard - Deluxe Aluminum Trim	4'H x 8'W	120 lbs	\$737.74
E2H2AK	Green-Rite Whiteboard - Deluxe Aluminum Trim	4'H x 10'W	146 lbs	\$881.19
E2H2AM	Green-Rite Whiteboard - Deluxe Aluminum Trim	4'H x 12'W	194 lbs	\$949.55



Green-Rite® Porcelain Steel Whiteboard + Presidential Trim (E2H2PX/-T1)

Magnetic porcelain steel whiteboards are engineered for superior color contrast with dry erase markers. Standard gloss dry erase surface provides superior writability and erasability with no ghosting. Reduced surface light distortion enhances visibility to provide optimum eye comfort.

Steel is permanently laminated to a lightweight substrate for stability and durability.

Class A Fire Rated board. A full test report copy is available upon request. Fifty year limited warranty. SCS Indoor Advantage Gold Certified.

Technical Information

- A precisely balanced porcelain enamel ground coat is furnace-fused to both sides of 28-gauge (standard) or 24-gauge (custom) steel.
- The first furnace fuses a ground coat of enamel that is heat-softened at approximately 1450°F. The second furnace firing fuses a coat of enamel to the ground coat enamel.
- Color Fusion ceramic top coat is applied providing the desired surface color. Off-white is standard.
- A fade resistant waterproof resin glue bonds the porcelain to a moisture-resistant core and .005" polyester foil backer sheet.

Standard Includes

- Anodized aluminum trim with injection-molded curved plastic corner pieces
- Magnetic accessory tray in gray or black to match the trim color selected

Options

- Available in multiple standard sizes
- Available in silver or black trim
- Custom sizing available
- Available with screen printed permanent graphics
- Available with upgraded sheet aluminum backer

Part No.	Description	Dimensions	Ship Wt.	Base MSRP
A. Green-Rite Porcelain Steel Whiteboard - Presidential Trim (Silver)				
E2H2PB	Green-Rite Whiteboard - Presidential Trim (Silver)	2'H x 3'W	20 lbs	\$272.97
E2H2PC	Green-Rite Whiteboard - Presidential Trim (Silver)	3'H x 4'W	36 lbs	\$343.83
E2H2PD	Green-Rite Whiteboard - Presidential Trim (Silver)	4'H x 4'W	69 lbs	\$541.99
E2H2PG	Green-Rite Whiteboard - Presidential Trim (Silver)	4'H x 6'W	94 lbs	\$688.99
E2H2PH	Green-Rite Whiteboard - Presidential Trim (Silver)	4'H x 8'W	120 lbs	\$917.32
B. Green-Rite Porcelain Steel Whiteboard - Presidential Trim (Black)				
E2H2PB-T1	Green-Rite Whiteboard - Presidential Trim (Black)	2'H x 3'W	20 lbs	\$272.97
E2H2PC-T1	Green-Rite Whiteboard - Presidential Trim (Black)	3'H x 4'W	36 lbs	\$343.83
E2H2PD-T1	Green-Rite Whiteboard - Presidential Trim (Black)	4'H x 4'W	69 lbs	\$541.99
E2H2PG-T1	Green-Rite Whiteboard - Presidential Trim (Black)	4'H x 6'W	94 lbs	\$688.99
E2H2PH-T1	Green-Rite Whiteboard - Presidential Trim (Black)	4'H x 8'W	120 lbs	\$917.32



Porcelain Steel Whiteboard + Origin™ Trim (2020X-01/-02/-03)

Magnetic porcelain steel whiteboards are engineered for superior color contrast with dry erase markers. Standard gloss dry erase surface provides superior writability and erasability with no ghosting. Reduced surface light distortion enhances visibility to provide optimum eye comfort.

Steel is permanently laminated to a lightweight substrate for stability and durability.

Class A Fire Rated board. A full test report copy is available upon request. Fifty year limited warranty. SCS Indoor Advantage Gold Certified.

Technical Information

- A precisely balanced porcelain enamel ground coat is furnace-fused to both sides of 28-gauge (standard) or 24-gauge (custom) steel.
- The first furnace fuses a ground coat of enamel that is heat-softened at approximately 1450°F. The second furnace firing fuses a coat of enamel to the ground coat enamel.
- Color Fusion ceramic top coat is applied providing the desired surface color. Off-white is standard.
- A fade resistant waterproof resin glue bonds the porcelain to a moisture-resistant core and .005" polyester foil backer sheet.

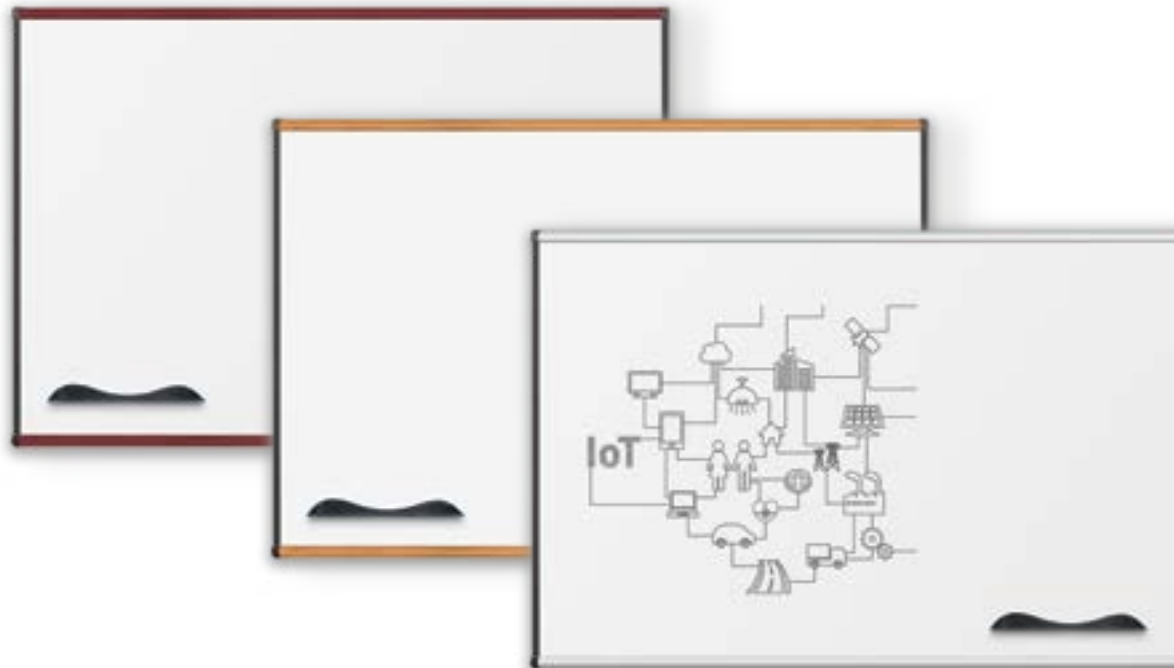
Standard Includes

- Anodized aluminum or solid wood trim on top and bottom
- Black anodized aluminum trim on sides
- Joined with black plastic corner pieces
- Magnetic accessory tray

Options

- Available in multiple standard sizes
- Available in silver aluminum, medium oak solid wood, or mahogany solid wood trim
- Custom sizing available
- Available with screen printed permanent graphics
- Available with upgraded sheet aluminum backer

Part No.	Description	Dimensions	Ship Wt.	Base MSRP
A. Porcelain Steel Whiteboard - Origin Trim (Silver Aluminum)				
2020B-01	Porcelain Steel Whiteboard - Origin Trim (Aluminum)	2'H x 3'W	20 lbs	\$233.00
2020C-01	Porcelain Steel Whiteboard - Origin Trim (Aluminum)	3'H x 4'W	36 lbs	\$372.00
2020D-01	Porcelain Steel Whiteboard - Origin Trim (Aluminum)	4'H x 4'W	69 lbs	\$439.00
2020G-01	Porcelain Steel Whiteboard - Origin Trim (Aluminum)	4'H x 6'W	94 lbs	\$586.00
2020H-01	Porcelain Steel Whiteboard - Origin Trim (Aluminum)	4'H x 8'W	120 lbs	\$851.00
B. Porcelain Steel Whiteboard - Origin Trim (Medium Oak)				
2020B-02	Porcelain Steel Whiteboard - Origin Trim (Oak)	2'H x 3'W	20 lbs	\$233.00
2020C-02	Porcelain Steel Whiteboard - Origin Trim (Oak)	3'H x 4'W	36 lbs	\$372.00
2020D-02	Porcelain Steel Whiteboard - Origin Trim (Oak)	4'H x 4'W	69 lbs	\$439.00
2020G-02	Porcelain Steel Whiteboard - Origin Trim (Oak)	4'H x 6'W	94 lbs	\$586.00
2020H-02	Porcelain Steel Whiteboard - Origin Trim (Oak)	4'H x 8'W	120 lbs	\$851.00
C. Porcelain Steel Whiteboard - Origin Trim (Mahogany)				
2020B-03	Porcelain Steel Whiteboard - Origin Trim (Mahogany)	2'H x 3'W	20 lbs	\$233.00
2020C-03	Porcelain Steel Whiteboard - Origin Trim (Mahogany)	3'H x 4'W	36 lbs	\$372.00
2020D-03	Porcelain Steel Whiteboard - Origin Trim (Mahogany)	4'H x 4'W	69 lbs	\$439.00
2020G-03	Porcelain Steel Whiteboard - Origin Trim (Mahogany)	4'H x 6'W	94 lbs	\$586.00
2020H-03	Porcelain Steel Whiteboard - Origin Trim (Mahogany)	4'H x 8'W	120 lbs	\$851.00



Porcelain Steel Whiteboard + ABC Trim (2H2NX)

Magnetic porcelain steel whiteboards are engineered for superior color contrast with dry erase markers. Standard gloss dry erase surface provides superior writability and erasability with no ghosting. Reduced surface light distortion enhances visibility to provide optimum eye comfort.

Steel is permanently laminated to a lightweight substrate for stability and durability.

Class A Fire Rated board. A full test report copy is available upon request. Fifty year limited warranty. SCS Indoor Advantage Gold Certified.

Technical Information

- A precisely balanced porcelain enamel ground coat is furnace-fused to both sides of 28-gauge (standard) or 24-gauge (custom) steel.
- The first furnace fuses a ground coat of enamel that is heat-softened at approximately 1450°F. The second furnace firing fuses a coat of enamel to the ground coat enamel.
- Color Fusion ceramic top coat is applied providing the desired surface color. Off-white is standard.
- A fade resistant waterproof resin glue bonds the porcelain to a moisture-resistant core and .005" polyester foil backer sheet.


Standard Includes

- Anodized aluminum trim with 7/8" profile and hairline mitered corners
- Top corners covered with anodized aluminum caps
- Full-length aluminum accessory tray with plastic end caps

Options

- Available in multiple standard sizes
- Custom sizing available
- Available with screen printed permanent graphics
- Available with upgraded sheet aluminum backer

Part No.	Description	Dimensions	Ship Wt.	Base MSRP
A. Porcelain Steel Whiteboard - ABC Trim				
2H2NA	Porcelain Steel Whiteboard - ABC Trim	1.5'H x 2'W	10 lbs	\$201.92
2H2NB	Porcelain Steel Whiteboard - ABC Trim	2'H x 3'W	20 lbs	\$253.01
2H2NC	Porcelain Steel Whiteboard - ABC Trim	3'H x 4'W	36 lbs	\$329.45
2H2ND	Porcelain Steel Whiteboard - ABC Trim	4'H x 4'W	69 lbs	\$502.96
2H2NF	Porcelain Steel Whiteboard - ABC Trim	4'H x 5'W	84 lbs	\$610.18
2H2NG	Porcelain Steel Whiteboard - ABC Trim	4'H x 6'W	94 lbs	\$622.43
2H2NH	Porcelain Steel Whiteboard - ABC Trim	4'H x 8'W	120 lbs	\$689.78
2H2NK	Porcelain Steel Whiteboard - ABC Trim	4'H x 10'W	146 lbs	\$917.20
2H2NM	Porcelain Steel Whiteboard - ABC Trim	4'H x 12'W	194 lbs	\$990.29



Porcelain Steel Whiteboard + ABC Trim + Map Rail (2H2NX-M)

Magnetic porcelain steel whiteboards are engineered for superior color contrast with dry erase markers. Standard gloss dry erase surface provides superior writability and erasability with no ghosting. Reduced surface light distortion enhances visibility to provide optimum eye comfort.

Steel is permanently laminated to a lightweight substrate for stability and durability.

Class A Fire Rated board. A full test report copy is available upon request. Fifty year limited warranty. SCS Indoor Advantage Gold Certified.

Technical Information

- A precisely balanced porcelain enamel ground coat is furnace-fused to both sides of 28-gauge (standard) or 24-gauge (custom) steel.
- The first furnace fuses a ground coat of enamel that is heat-softened at approximately 1450°F. The second furnace firing fuses a coat of enamel to the ground coat enamel.
- Color Fusion ceramic top coat is applied providing the desired surface color. Off-white is standard.
- A fade resistant waterproof resin glue bonds the porcelain to a moisture-resistant core and .005" polyester foil backer sheet.

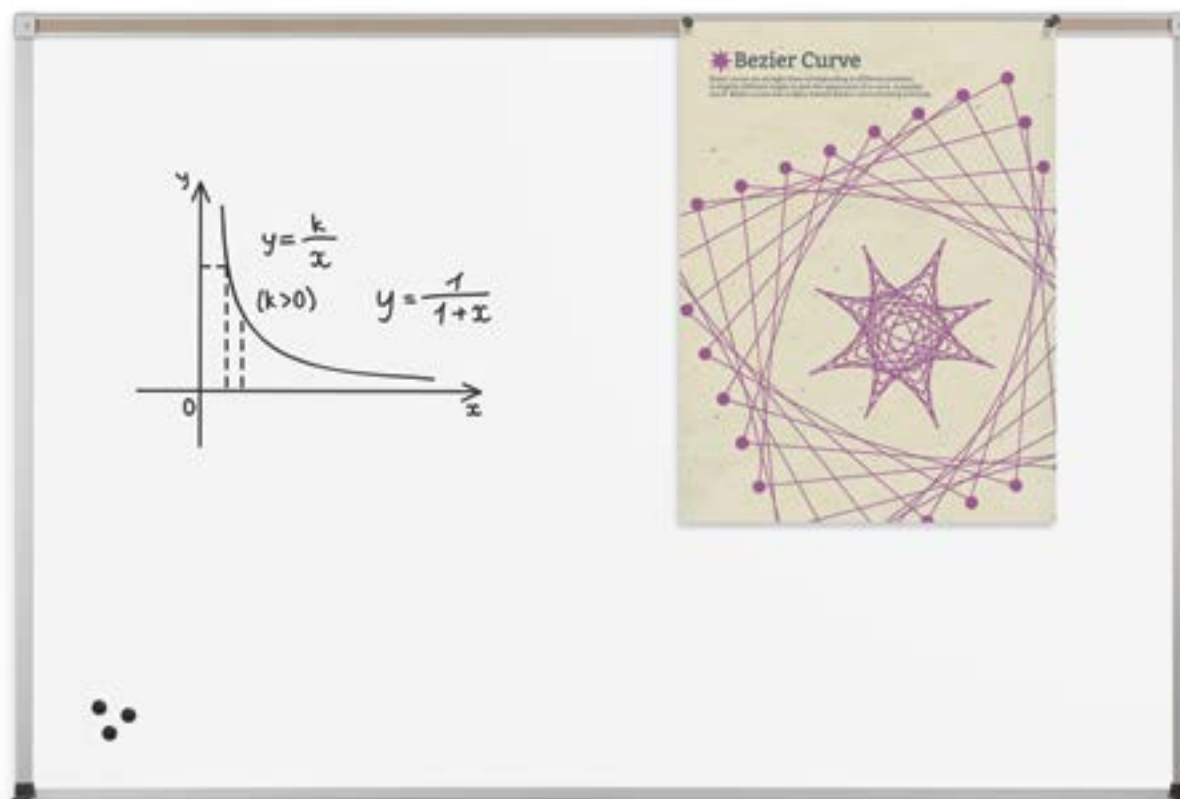
Standard Includes

- Anodized aluminum trim with 7/8" profile and hairline mitered corners
- Full-length tackable map rail with Colored Cork insert
- Full-length aluminum accessory tray with plastic end caps

Options

- Available in multiple standard sizes
- Custom sizing available
- Available with screen printed permanent graphics
- Available with upgraded sheet aluminum backer

Part No.	Description	Dimensions	Ship Wt.	Base MSRP
A. Porcelain Steel Whiteboard - ABC Trim + Map Rail				
2H2NA-M	Porcelain Steel Whiteboard - ABC Trim + Map Rail	1.5'H x 2'W	10 lbs	\$206.10
2H2NB-M	Porcelain Steel Whiteboard - ABC Trim + Map Rail	2'H x 3'W	20 lbs	\$249.27
2H2NC-M	Porcelain Steel Whiteboard - ABC Trim + Map Rail	3'H x 4'W	36 lbs	\$342.17
2H2ND-M	Porcelain Steel Whiteboard - ABC Trim + Map Rail	4'H x 4'W	69 lbs	\$512.72
2H2NF-M	Porcelain Steel Whiteboard - ABC Trim + Map Rail	4'H x 5'W	84 lbs	\$617.62
2H2NG-M	Porcelain Steel Whiteboard - ABC Trim + Map Rail	4'H x 6'W	94 lbs	\$634.03
2H2NH-M	Porcelain Steel Whiteboard - ABC Trim + Map Rail	4'H x 8'W	120 lbs	\$702.99
2H2NK-M	Porcelain Steel Whiteboard - ABC Trim + Map Rail	4'H x 10'W	146 lbs	\$929.97
2H2NM-M	Porcelain Steel Whiteboard - ABC Trim + Map Rail	4'H x 12'W	194 lbs	\$1,003.29



Hang-Up Porcelain Steel Whiteboard

Magnetic porcelain steel whiteboards are engineered for superior color contrast with dry erase markers. Standard gloss dry erase surface provides superior writability and erasability with no ghosting. Reduced surface light distortion enhances visibility to provide optimum eye comfort.

Steel is permanently laminated to a lightweight substrate for stability and durability.

Class A Fire Rated board. A full test report copy is available upon request. Fifty year limited warranty. SCS Indoor Advantage Gold Certified.

Technical Information

- A precisely balanced porcelain enamel ground coat is furnace-fused to both sides of 28-gauge (standard) or 24-gauge (custom) steel.
- The first furnace fuses a ground coat of enamel that is heat-softened at approximately 1450°F. The second furnace firing fuses a coat of enamel to the ground coat enamel.
- Color Fusion ceramic top coat is applied providing the desired surface color. Off-white is standard.
- A fade resistant waterproof resin glue bonds the porcelain to a moisture-resistant core and .005" polyester foil backer sheet.

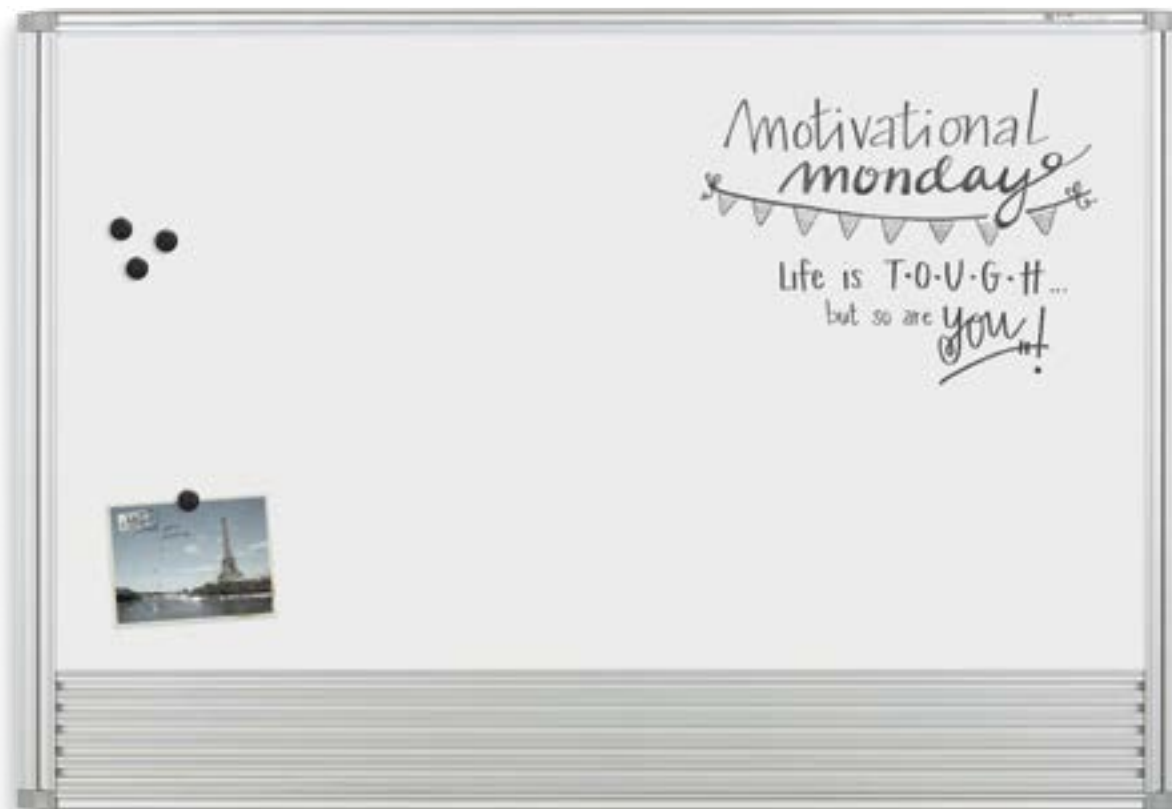
Standard Includes

- Anodized aluminum trim with slots for attaching accessories

Options

- Available in two standard sizes

Part No.	Description	Dimensions	Ship Wt.	Base MSRP
A. Hang-Up Porcelain Steel Whiteboard				
661AA	Hang-Up Porcelain Whiteboard	1.5'H x 2'W	15 lbs	\$242.47
661AB	Hang-Up Porcelain Whiteboard	2'W x 3'H	22 lbs	\$261.66



Porcelain Steel Panels

Magnetic porcelain steel whiteboards are engineered for superior color contrast with dry erase markers. Standard gloss dry erase surface provides superior writability and erasability with no ghosting. Reduced surface light distortion enhances visibility to provide optimum eye comfort.

Steel is permanently laminated to a lightweight substrate for stability and durability.

Class A Fire Rated board. A full test report copy is available upon request. Fifty year limited warranty. SCS Indoor Advantage Gold Certified.

Technical Information

- A precisely balanced porcelain enamel ground coat is furnace-fused to both sides of 28-gauge (standard) or 24-gauge (custom) steel.
- The first furnace fuses a ground coat of enamel that is heat-softened at approximately 1450°F. The second furnace firing fuses a coat of enamel to the ground coat enamel.
- Color Fusion ceramic top coat is applied providing the desired surface color. Off-white is standard.
- A fade resistant waterproof resin glue bonds the porcelain to a moisture-resistant core and .005" polyester foil backer sheet.

Standard Includes

- Unframed porcelain steel panel laminated to durable and moisture-resistant substrate

Options

- Sold per square foot, 4'H panel size standard
- Custom sizing available
- Available with upgraded sheet aluminum backer
- Cover bar for seams available

Part No.	Description	Dimensions	Ship Wt.	Base MSRP
A. Porcelain Steel Panels				
202X	1/2" Porcelain Steel Whiteboard Unframed – Foil Back	per sq. ft.	5 lbs	\$19.50
203X	1/2" Porcelain Steel Whiteboard Unframed – Sheet Back	per sq. ft.	5 lbs	\$22.25
2H2X	1/4" Porcelain Steel Whiteboard Unframed	per sq. ft.	3 lbs	\$17.50
80-TM	Cover Bar for Porcelain Steel Panel Seams	per linear ft.	1 lb	\$10.00



Porcelain Steel Self-Adhesive Skins

Magnetic porcelain steel whiteboards are engineered for superior color contrast with dry erase markers. Standard gloss dry erase surface provides superior writability and erasability with no ghosting. Reduced surface light distortion enhances visibility to provide optimum eye comfort.

Class A Fire Rated board. A full test report copy is available upon request. Fifty year limited warranty. SCS Indoor Advantage Gold Certified.

Caution: Self-stick adhesive is intended for resurfacing on an existing board surface and has not been tested for use on other materials.

Technical Information

- A precisely balanced porcelain enamel ground coat is furnace-fused to both sides of 24-gauge steel.
- The first furnace fuses a ground coat of enamel that is heat-softened at approximately 1450°F. The second furnace firing fuses a coat of enamel to the ground coat enamel.
- Color Fusion ceramic top coat is applied providing the desired surface color. Off-white is standard.
- A fade resistant waterproof resin glue bonds the porcelain to a moisture-resistant core and .005" polyester foil backer sheet.


Standard Includes

- 24-gauge porcelain steel material backed with a peel and stick self-adhesive material

Options

- Sold per square foot, 4'H or 5'H panels available
- Custom sizing available

Part No.	Description	Dimensions	Ship Wt.	Base MSRP
A. Porcelain Steel Self-Adhesive Skins				
208SX	Porcelain Steel Whiteboard Self-Adhesive Skins (4 ft.)	per sq. ft.	4 lbs	\$18.32
210SX	Porcelain Steel Whiteboard Self-Adhesive Skins (5 ft.)	per sq. ft.	5 lbs	\$20.78



Porcelain Steel Retro-Finish Panels

Magnetic porcelain steel whiteboards are engineered for superior color contrast with dry erase markers. Standard gloss dry erase surface provides superior writability and erasability with no ghosting. Reduced surface light distortion enhances visibility to provide optimum eye comfort.

Steel is permanently laminated to a lightweight substrate for stability and durability.

Class A Fire Rated board. A full test report copy is available upon request. Fifty year limited warranty. SCS Indoor Advantage Gold Certified.

Technical Information

- A precisely balanced porcelain enamel ground coat is furnace-fused to both sides of 24-gauge steel.
- The first furnace fuses a ground coat of enamel that is heat-softened at approximately 1450°F. The second furnace firing fuses a coat of enamel to the ground coat enamel.
- Color Fusion ceramic top coat is applied providing the desired surface color. Off-white is standard.
- A fade resistant waterproof resin glue bonds the porcelain to a moisture-resistant core and .005" polyester foil backer sheet.

Standard Includes

- Factory framed porcelain steel panels with anodized aluminum trim
- Pre-drilled holes in the trim allow easy mounting to existing boards

Options

- Sold per square foot, 4'H panel size standard
- Custom sizing available

Part No.	Description	Dimensions	Ship Wt.	Base MSRP
A. Porcelain Steel Retro-Finish Panel				
2R2AX-25	Porcelain Steel Whiteboard Retro Finish Panel (4 ft.)	per sq. ft.	3 lbs	\$19.75



Porcelain Steel Lap Board + Accessories

Magnetic porcelain steel whiteboards are engineered for superior color contrast with dry erase markers. Standard gloss dry erase surface provides superior writability and erasability with no ghosting. Reduced surface light distortion enhances visibility to provide optimum eye comfort.

Steel is permanently laminated to a lightweight substrate for stability and durability.

SCS Indoor Advantage Gold Certified.

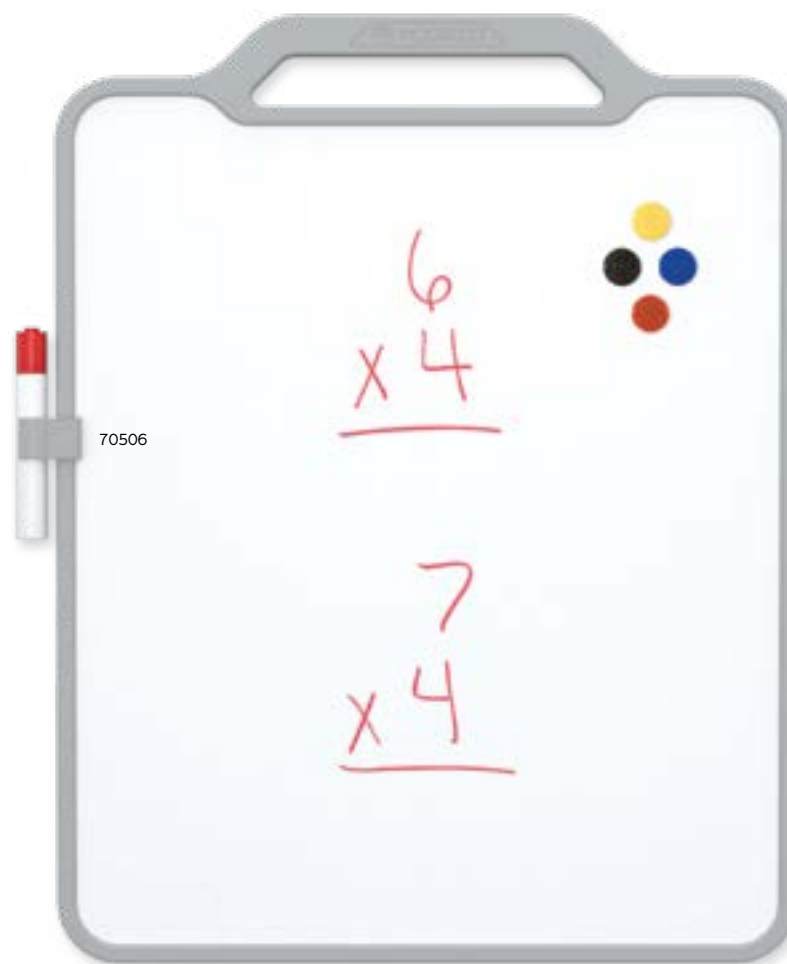
Technical Information

- A precisely balanced porcelain enamel ground coat is furnace-fused to both sides of 24-gauge steel.
- The first furnace fuses a ground coat of enamel that is heat-softened at approximately 1450°F. The second furnace firing fuses a coat of enamel to the ground coat enamel.
- Color Fusion ceramic top coat is applied providing the desired surface color. Off-white is standard.
- A fade resistant waterproof resin glue bonds the porcelain to a moisture-resistant core and .005" polyester foil backer sheet.

Standard Includes

- Compact magnetic porcelain steel hand held panels sold in set of four.
- Accessories include marker trays, marker clips, clamp mounts for desktop use (fit desktops from 3/4" to 1-3/4" thick), and wall mounts.
- Please note for use with Compass Tables: the desktop clamp mount will only fit on the 72"W tables.

Part No.	Description	Dimensions	Ship Wt.	Base MSRP
A. Porcelain Steel Lap Board				
70501	Porcelain Steel Lap Board (set of 4)	23"H x 18"W x .5"D	16 lbs	\$554.40
B. Porcelain Steel Lapboard Accessories				
70502	Docking Channel	2.3"H x 1.1"W x 6"D	2 lbs	\$23.10
70503	Single Docking Channel + Double Marker Tray	2.2"H x 6"W x 6.5"D	2 lbs	\$34.65
70504	Double Docking Channel + Marker Tray	2.2"H x 6"W x 4"D	2 lbs	\$28.88
70505	Wall Mount	3.3"H x 7"W x 3"D	2 lbs	\$23.10
70506	Marker Clip	1"H x 1.5"D	2 lbs	\$40.43
70507	Desktop Clamp Mount	5.9"H x 6"W x 2.8"D	2 lbs	\$46.20



Economy Lap Board

Available in handy sets of 24 for any size classroom, Economy Lap Boards make student interaction and group activities positive and fun.

Featuring a lightweight and easy to use dry erase surface measuring 9"H x 12"W, the board is perfect for spelling practice, math, games, or any other group activity.

Slim size makes easy and compact storage.

SCS Indoor Advantage Gold Certified.

Part No.	Description	Dimensions	Ship Wt.	Base MSRP
A. Economy Lapboard				
629-24	Economy Lap Board (24)	9"H x 12"W	10 lbs	\$100.28



Insight Magnetic Glass Board

Dramatic glass style meets dynamic versatility with the elegant and modern InSight Magnetic Glass Board in low iron white. Add seamless style to any environment with low iron glass and sleek concealed hanging system, providing a minimalist element to your workspace.

Tempered safety glass provides smooth writability with unparalleled erasability. White glass is low iron, which greatly reduces the green cast of regular glass, providing a more true white coloration.

Durable steel backing allows the board to accept rare earth magnets.

Compatible with any dry erase or wet erase marker, grease pen, etc. and easily cleans without ghosting or staining.

Can be hung horizontally or vertically.

Fifty year limited warranty. SCS Indoor Advantage Gold Certified.

Standard Includes

- Concealed mounting devices
- Glass accessory tray, set of rare earth magnets, and eraser cloth

Options

- Available in multiple standard sizes
- Customizable graphics available
- Customizable color available

Part No.	Description	Dimensions	Ship Wt.	Base MSRP
A. InSight Magnetic Glass Board				
83908	Insight Low Iron Magnetic Glass Whiteboard – Gloss White	35.4"H x 47.2"W	42 lbs	\$822.32
83906	Insight Low Iron Magnetic Glass Whiteboard – Gloss White	47.2"H x 59.7"W	75 lbs	\$1,221.03
83909	Insight Low Iron Magnetic Glass Whiteboard – Gloss White	47.2"H x 70.9"W	88 lbs	\$1,349.38
83910	Insight Low Iron Magnetic Glass Whiteboard – Gloss White	47.2"H x 94.5"W	104 lbs	\$1,780.75



Visionary® Magnetic Glass Dry Erase Markerboard

Modernize your space with a functional and contemporary image. Visionary® magnetic glass boards provide the best of a quality whiteboard with smart style.

Tempered safety glass ideal for use in any environment. Compatible with any dry or wet erase marker, chalk marker, grease pen, etc. Easily cleans without ghosting or staining. Accepts rare earth magnets.

Attractive stainless steel mounting standoffs.

Includes aluminum accessory tray and set of magnets.

Fifty year limited warranty. SCS Indoor Advantage Gold Certified.

Standard Includes

- Stainless steel mounting devices
- Aluminum accessory tray, set of rare earth magnets, and eraser cloth

Options

- Available in multiple standard sizes
- Available standard in gloss white or gloss black
- Customizable graphics available
- Customizable color available
- Brass finish mounting devices
- Glass accessory tray

Part No.	Description	Dimensions	Ship Wt.	Base MSRP
A. Visionary Magnetic Glass Board (Gloss White)				
83843	Visionary Magnetic Glass Dry Erase Board – Gloss White	23.6"H x 35.4"W	19 lbs	\$197.54
83844	Visionary Magnetic Glass Dry Erase Board – Gloss White	35.4"H x 47.2"W	42 lbs	\$428.50
83841	Visionary Magnetic Glass Dry Erase Board – Gloss White	47.2"H x 47.2"W	46 lbs	\$797.60
83845	Visionary Magnetic Glass Dry Erase Board – Gloss White	47.2"H x 70.9"W	79 lbs	\$841.33
83846	Visionary Magnetic Glass Dry Erase Board – Gloss White	47.2"H x 94.5"W	104 lbs	\$1,057.58
B. Visionary Magnetic Glass Board (Gloss Black)				
84061	Visionary Magnetic Glass Dry Erase Board – Gloss Black	23.6"H x 35.4"W	19 lbs	\$303.71
84062	Visionary Magnetic Glass Dry Erase Board – Gloss Black	35.4"H x 47.2"W	42 lbs	\$512.58
84064	Visionary Magnetic Glass Dry Erase Board – Gloss Black	47.2"H x 70.9"W	79 lbs	\$840.12
84065	Visionary Magnetic Glass Dry Erase Board – Gloss Black	47.2"H x 94.5"W	104 lbs	\$1,073.47



Visionary® Hierarchy Magnetic Glass Dry Erase Markerboard

Modernize your space with a functional and contemporary image. Visionary® magnetic glass boards provide the best of a quality whiteboard with smart style.

Tempered safety glass ideal for use in any environment. Compatible with any dry or wet erase marker, chalk marker, grease pen, etc. Easily cleans without ghosting or staining. Accepts rare earth magnets.

Attractive stainless steel mounting standoffs.

Includes aluminum accessory tray and set of magnets.

Fifty year limited warranty. SCS Indoor Advantage Gold Certified.

Standard Includes

- Stainless steel mounting devices
- Aluminum accessory tray, set of rare earth magnets, and eraser cloth

Options

- Available in multiple standard sizes
- Available in multiple colors (see p. 16 for swatches)
- Customizable graphics available
- Customizable color available
- Brass finish mounting devices
- Glass accessory tray

Part No.	Description	Dimensions	Ship Wt.	Base MSRP
A. Visionary Hierarchy Magnetic Glass Board (3' x 4')				
83844-RED	Visionary Hierarchy Magnetic Glass Dry Erase Board – Red	35.4"H x 47.2"W	42 lbs	\$456.60
83844-ORANGE	Visionary Hierarchy Magnetic Glass Dry Erase Board – Orange	35.4"H x 47.2"W	42 lbs	\$456.60
83844-YELLOW	Visionary Hierarchy Magnetic Glass Dry Erase Board – Yellow	35.4"H x 47.2"W	42 lbs	\$456.60
83844-GREEN	Visionary Hierarchy Magnetic Glass Dry Erase Board – Green	35.4"H x 47.2"W	42 lbs	\$456.60
83844-BLUE	Visionary Hierarchy Magnetic Glass Dry Erase Board – Blue	35.4"H x 47.2"W	42 lbs	\$456.60
83844-NAVY	Visionary Hierarchy Magnetic Glass Dry Erase Board – Navy	35.4"H x 47.2"W	42 lbs	\$456.60
83844-PURPLE	Visionary Hierarchy Magnetic Glass Dry Erase Board – Purple	35.4"H x 47.2"W	42 lbs	\$456.60
B. Visionary Hierarchy Magnetic Glass Board (4' x 6')				
83845-RED	Visionary Hierarchy Magnetic Glass Dry Erase Board – Red	47.2"H x 70.9"W	79 lbs	\$1,079.14
83845-ORANGE	Visionary Hierarchy Magnetic Glass Dry Erase Board – Orange	47.2"H x 70.9"W	79 lbs	\$1,079.14
83845-YELLOW	Visionary Hierarchy Magnetic Glass Dry Erase Board – Yellow	47.2"H x 70.9"W	79 lbs	\$1,079.14
83845-GREEN	Visionary Hierarchy Magnetic Glass Dry Erase Board – Green	47.2"H x 70.9"W	79 lbs	\$1,079.14
83845-BLUE	Visionary Hierarchy Magnetic Glass Dry Erase Board – Blue	47.2"H x 70.9"W	79 lbs	\$1,079.14
83845-NAVY	Visionary Hierarchy Magnetic Glass Dry Erase Board – Navy	47.2"H x 70.9"W	79 lbs	\$1,079.14
83845-PURPLE	Visionary Hierarchy Magnetic Glass Dry Erase Board – Purple	47.2"H x 70.9"W	79 lbs	\$1,079.14
C. Visionary Hierarchy Magnetic Glass Board (4' x 8')				
83846-RED	Visionary Hierarchy Magnetic Glass Dry Erase Board – Red	47.2"H x 94.5"W	104 lbs	\$1,158.37
83846-ORANGE	Visionary Hierarchy Magnetic Glass Dry Erase Board – Orange	47.2"H x 94.5"W	104 lbs	\$1,158.37
83846-YELLOW	Visionary Hierarchy Magnetic Glass Dry Erase Board – Yellow	47.2"H x 94.5"W	104 lbs	\$1,158.37
83846-GREEN	Visionary Hierarchy Magnetic Glass Dry Erase Board – Green	47.2"H x 94.5"W	104 lbs	\$1,158.37
83846-BLUE	Visionary Hierarchy Magnetic Glass Dry Erase Board – Blue	47.2"H x 94.5"W	104 lbs	\$1,158.37
83846-NAVY	Visionary Hierarchy Magnetic Glass Dry Erase Board – Navy	47.2"H x 94.5"W	104 lbs	\$1,158.37
83846-PURPLE	Visionary Hierarchy Magnetic Glass Dry Erase Board – Purple	47.2"H x 94.5"W	104 lbs	\$1,158.37



Visionary® Magnetic Glass Dry Erase Markerboard + Exo Tray System

Modernize your space with a functional and contemporary image. Visionary® magnetic glass boards provide the best of a quality whiteboard with smart style.

Tempered safety glass ideal for use in any environment. Compatible with any dry or wet erase marker, chalk marker, grease pen, etc. Easily cleans without ghosting or staining. Accepts rare earth magnets.

Includes anodized aluminum Exo tray system for integrated mounting and accessory storage.

Fifty year limited warranty. SCS Indoor Advantage Gold Certified.


Standard Includes

- Anodized aluminum Exo tray system
- Set of rare earth magnets and eraser cloth

Options

- Available in multiple standard sizes
- Available standard in gloss white or gloss black
- Customizable graphics available
- Customizable color available

Part No.	Description	Dimensions	Ship Wt.	Base MSRP
A. Visionary Magnetic Glass Board + Exo Tray System (Gloss White)				
83843-1X576	Visionary Glass Board + Exo Tray System – Gloss White	23.6"H x 35.4"W	19 lbs	\$262.96
83844-1X576	Visionary Glass Board + Exo Tray System – Gloss White	35.4"H x 47.2"W	42 lbs	\$489.20
83845-2X576	Visionary Glass Board + Exo Tray System – Gloss White	47.2"H x 70.9"W	79 lbs	\$966.39
83846-2X576	Visionary Glass Board + Exo Tray System – Gloss White	47.2"H x 94.5"W	105 lbs	\$1,188.63
B. Visionary Magnetic Glass Board + Exo Tray System (Gloss Black)				
84061-1X576	Visionary Glass Board + Exo Tray System – Gloss Black	23.6"H x 35.4"W	19 lbs	\$367.36
84062-1X576	Visionary Glass Board + Exo Tray System – Gloss Black	35.4"H x 47.2"W	42 lbs	\$574.73
84064-2X576	Visionary Glass Board + Exo Tray System – Gloss Black	47.2"H x 70.9"W	79 lbs	\$970.45
84065-2X576	Visionary Glass Board + Exo Tray System – Gloss Black	47.2"H x 94.5"W	105 lbs	\$1,199.63



Framed Magnetic Glass Dry Erase Markerboard

Modernize your classroom with a functional and contemporary image. Framed magnetic glass boards provide the best of a quality whiteboard with smart style.

Tempered safety glass ideal for use in any environment.

Compatible with any dry/wet-erase marker, grease pen, etc. Easily cleans without ghosting or staining. Accepts rare earth magnets.

Fifty year limited warranty. SCS Indoor Advantage Gold Certified.

Standard Includes

- Anodized aluminum trim with 1-3/32" profile with hairline mitered corners
- Trim is designed with vinyl glazing so that the aluminum does not contact the glass at all
- Trim corners are mitered and attached with friction locks
- Full-length tackable map rail with Colored Cork insert
- Full-length accessory tray with rubber Dura-Safe® end caps
- Set of rare earth magnets and eraser cloth

Options

- Available in multiple standard sizes
- Available standard in gloss white or gloss black
- Customizable graphics available
- Customizable color available

Part No.	Description	Dimensions	Ship Wt.	Base MSRP
A. Framed Magnetic Glass Board (Gloss White)				
14800	Framed Magnetic Glass Board – Gloss White	35.4"H x 47.2"W	51 lbs	\$621.36
14801	Framed Magnetic Glass Board – Gloss White	47.2"H x 70.9"W	90 lbs	\$1,010.14
14802	Framed Magnetic Glass Board – Gloss White	47.2"H x 94.5"W	120 lbs	\$1,194.63
B. Framed Magnetic Glass Board (Gloss Black)				
14803	Framed Magnetic Glass Board – Gloss Black	35.4"H x 47.2"W	51 lbs	\$614.45
14804	Framed Magnetic Glass Board – Gloss Black	47.2"H x 70.9"W	90 lbs	\$1,027.43
14805	Framed Magnetic Glass Board – Gloss Black	47.2"H x 94.5"W	120 lbs	\$1,199.22



Rapport Basic Series Glass Wall

Transform your old whiteboards and walls with the new Rapport Basic Series Glass Wall panel system. Rapport is engineered to incorporate the best qualities of magnetic glass markerboards with a modular full wall whiteboard ensemble.

Rapport will modernize and elevate your walls instantly with smart style and functional whiteboard space, ideal for communication, collaboration, and creativity. Create a user-friendly and inviting room-sized presentation surface.

Tempered safety glass is suited for use in any environment, from industrial to classroom and everything in between. Steel-backed glass accepts rare earth magnets.

Glass is available standard in gloss white, gloss black, or in any of our seven Hierarchy glass colors. Create one sleek monochrome wall, or mix and match for a custom appearance.

Fifty year limited warranty. SCS Indoor Advantage Gold Certified.

Note: Because of the construction of the glass boards, there is no way to accommodate cut outs for outlets or light switches. Please take this into consideration when planning your glass wall mounting locations.

Standard Includes

- Stainless steel mounting standoffs along the top
- Full-length aluminum accessory tray along the bottom
- Set of rare earth magnets and eraser cloth

Options

- Available in multiple standard sizes
- Available in gloss white, gloss black, low iron white (upcharge applies), or any standard Hierarchy glass color (see p. 16 for swatches)
- Customizable graphics available
- Customizable color available

Part No.	Description	Dimensions	Ship Wt.	Base MSRP
A. Rapport Basic Series Glass Wall (Gloss White)				
GWA406-GLOSSWHITE	Rapport Glass Wall - Basic Series (Gloss White)	4'H x 6'W	79 lbs	\$994.39
GWA408-GLOSSWHITE	Rapport Glass Wall - Basic Series (Gloss White)	4'H x 8'W	104 lbs	\$1,187.60
GWA412-GLOSSWHITE	Rapport Glass Wall - Basic Series (Gloss White)	4'H x 12'W	170 lbs	\$1,865.09
GWA416-GLOSSWHITE	Rapport Glass Wall - Basic Series (Gloss White)	4'H x 16'W	224 lbs	\$2,208.13
B. Rapport Basic Series Glass Wall (Specify Color)				
GWA406-COLOR	Rapport Glass Wall - Basic Series (Specify Color)	4'H x 6'W	79 lbs	\$1,345.46
GWA408-COLOR	Rapport Glass Wall - Basic Series (Specify Color)	4'H x 8'W	104 lbs	\$1,572.88
GWA412-COLOR	Rapport Glass Wall - Basic Series (Specify Color)	4'H x 12'W	170 lbs	\$2,477.48
GWA416-COLOR	Rapport Glass Wall - Basic Series (Specify Color)	4'H x 16'W	224 lbs	\$2,936.12
C. Rapport Basic Series Glass Wall (Low Iron White)				
GWA406-WHITE	Rapport Glass Wall - Basic Series (Low Iron White)	4'H x 6'W	79 lbs	\$1,905.75
GWA408-WHITE	Rapport Glass Wall - Basic Series (Low Iron White)	4'H x 8'W	104 lbs	\$2,361.87
GWA412-WHITE	Rapport Glass Wall - Basic Series (Low Iron White)	4'H x 12'W	170 lbs	\$3,529.45
GWA416-WHITE	Rapport Glass Wall - Basic Series (Low Iron White)	4'H x 16'W	224 lbs	\$4,446.75



Liso Classroom Series Glass Wall

Transform your old whiteboards and walls with the new Liso Classroom Series Glass Wall panel system. Liso is engineered to incorporate the best qualities of magnetic glass markerboards with a modular full wall whiteboard ensemble.

Liso will modernize and elevate your walls instantly with smart style and functional whiteboard space, ideal for communication, collaboration, and creativity. Create a user-friendly and inviting room-sized presentation surface.

Tempered safety glass is suited for use in any environment, from industrial to classroom and everything in between. Steel-backed glass accepts rare earth magnets.

Glass is available standard in gloss white, gloss black, or in any of our seven Hierarchy glass colors. Create one sleek monochrome wall, or mix and match for a custom appearance.

Fifty year limited warranty. SCS Indoor Advantage Gold Certified.

Note: Because of the construction of the glass boards, there is no way to accommodate cut outs for outlets or light switches. Please take this into consideration when planning your glass wall mounting locations.

Standard Includes

- Full-length tackable map rail along the top edge
- Full-length anodized aluminum accessory tray along the bottom
- Set of rare earth magnets and eraser cloth

Options

- Available in multiple standard sizes
- Available in gloss white, gloss black, low iron white (upcharge applies), or any standard Hierarchy glass color (see p. 16 for swatches)
- Customizable graphics available
- Customizable color available

Part No.	Description	Dimensions	Ship Wt.	Base MSRP
A. Liso Classroom Series Glass Wall (Gloss White)				
GWB406-GLOSSWHITE	Liso Glass Wall – Classroom Series (Gloss White)	4'H x 6'W	79 lbs	\$1,072.30
GWB408-GLOSSWHITE	Liso Glass Wall – Classroom Series (Gloss White)	4'H x 8'W	104 lbs	\$1,261.61
GWB412-GLOSSWHITE	Liso Glass Wall – Classroom Series (Gloss White)	4'H x 12'W	170 lbs	\$1,966.73
GWB416-GLOSSWHITE	Liso Glass Wall – Classroom Series (Gloss White)	4'H x 16'W	224 lbs	\$2,291.98
B. Liso Classroom Series Glass Wall (Specify Color)				
GWB406-COLOR	Liso Glass Wall – Classroom Series (Specify Color)	4'H x 6'W	79 lbs	\$1,415.33
GWB408-COLOR	Liso Glass Wall – Classroom Series (Specify Color)	4'H x 8'W	104 lbs	\$1,663.09
GWB412-COLOR	Liso Glass Wall – Classroom Series (Specify Color)	4'H x 12'W	170 lbs	\$2,609.60
GWB416-COLOR	Liso Glass Wall – Classroom Series (Specify Color)	4'H x 16'W	224 lbs	\$3,039.04
C. Liso Classroom Series Glass Wall (Low Iron White)				
GWB406-WHITE	Liso Glass Wall – Classroom Series (Low Iron White)	4'H x 6'W	79 lbs	\$1,999.77
GWB408-WHITE	Liso Glass Wall – Classroom Series (Low Iron White)	4'H x 8'W	104 lbs	\$2,483.83
GWB412-WHITE	Liso Glass Wall – Classroom Series (Low Iron White)	4'H x 12'W	170 lbs	\$3,706.05
GWB416-WHITE	Liso Glass Wall – Classroom Series (Low Iron White)	4'H x 16'W	224 lbs	\$4,582.70



Fluent Office Series Glass Wall

Transform your old whiteboards and walls with the new Fluent Office Series Glass Wall panel system. Fluent is engineered to incorporate the best qualities of magnetic glass markerboards with a modular full wall whiteboard ensemble.

Fluent will modernize and elevate your walls instantly with smart style and functional whiteboard space, ideal for communication, collaboration, and creativity. Create a user-friendly and inviting room-sized presentation surface.

Tempered safety glass is suited for use in any environment, from industrial to classroom and everything in between. Steel-backed glass accepts rare earth magnets.

Glass is available standard in gloss white, gloss black, or in any of our seven Hierarchy glass colors. Create one sleek monochrome wall, or mix and match for a custom appearance.

Fifty year limited warranty. SCS Indoor Advantage Gold Certified.

Note: Because of the construction of the glass boards, there is no way to accommodate cut outs for outlets or light switches. Please take this into consideration when planning your glass wall mounting locations.

Standard Includes

- Full-length slim anodized aluminum trim along the top edge
- Full-length anodized aluminum accessory tray along the bottom
- Set of rare earth magnets and eraser cloth

Options

- Available in multiple standard sizes
- Available in gloss white, gloss black, low iron white (upcharge applies), or any standard Hierarchy glass color (see p. 16 for swatches)
- Customizable graphics available
- Customizable color available

Part No.	Description	Dimensions	Ship Wt.	Base MSRP
A. Fluent Office Series Glass Wall (Gloss White)				
GWC406-GLOSSWHITE	Fluent Glass Wall – Office Series (Gloss White)	4'H x 6'W	79 lbs	\$1,049.43
GWC408-GLOSSWHITE	Fluent Glass Wall – Office Series (Gloss White)	4'H x 8'W	104 lbs	\$1,229.84
GWC412-GLOSSWHITE	Fluent Glass Wall – Office Series (Gloss White)	4'H x 12'W	170 lbs	\$1,928.62
GWC416-GLOSSWHITE	Fluent Glass Wall – Office Series (Gloss White)	4'H x 16'W	224 lbs	\$2,291.98
GWC608-GLOSSWHITE	Fluent Glass Wall – Office Series (Gloss White)	6'H x 8'W	166 lbs	\$1,873.99
GWC612-GLOSSWHITE	Fluent Glass Wall – Office Series (Gloss White)	6'H x 12'W	249 lbs	\$2,734.12
GWC616-GLOSSWHITE	Fluent Glass Wall – Office Series (Gloss White)	6'H x 16'W	332 lbs	\$3,587.89
GWC620-GLOSSWHITE	Fluent Glass Wall – Office Series (Gloss White)	6'H x 20'W	415 lbs	\$4,431.50
GWC624-GLOSSWHITE	Fluent Glass Wall – Office Series (Gloss White)	6'H x 24'W	498 lbs	\$5,294.18
GWC808-GLOSSWHITE	Fluent Glass Wall – Office Series (Gloss White)	8'H x 8'W	216 lbs	\$2,185.26
GWC812-GLOSSWHITE	Fluent Glass Wall – Office Series (Gloss White)	8'H x 12'W	324 lbs	\$3,199.12
GWC816-GLOSSWHITE	Fluent Glass Wall – Office Series (Gloss White)	8'H x 16'W	432 lbs	\$4,206.63
GWC820-GLOSSWHITE	Fluent Glass Wall – Office Series (Gloss White)	8'H x 20'W	540 lbs	\$5,207.78
GWC824-GLOSSWHITE	Fluent Glass Wall – Office Series (Gloss White)	8'H x 24'W	648 lbs	\$6,224.18



Fluent Office Series Glass Wall (continued)

Transform your old whiteboards and walls with the new Fluent Office Series Glass Wall panel system. Fluent is engineered to incorporate the best qualities of magnetic glass markerboards with a modular full wall whiteboard ensemble.

Fluent will modernize and elevate your walls instantly with smart style and functional whiteboard space, ideal for communication, collaboration, and creativity. Create a user-friendly and inviting room-sized presentation surface.

Tempered safety glass is suited for use in any environment, from industrial to classroom and everything in between. Steel-backed glass accepts rare earth magnets.

Glass is available standard in gloss white, gloss black, or in any of our seven Hierarchy glass colors. Create one sleek monochrome wall, or mix and match for a custom appearance.

Fifty year limited warranty. SCS Indoor Advantage Gold Certified.

Note: Because of the construction of the glass boards, there is no way to accommodate cut outs for outlets or light switches. Please take this into consideration when planning your glass wall mounting locations.

Standard Includes

- Full-length slim anodized aluminum trim along the top edge
- Full-length anodized aluminum accessory tray along the bottom
- Set of rare earth magnets and eraser cloth

Options

- Available in multiple standard sizes
- Available in gloss white, gloss black, low iron white (upcharge applies), or any standard Hierarchy glass color (see p. 16 for swatches)
- Customizable graphics available
- Customizable color available

Part No.	Description	Dimensions	Ship Wt.	Base MSRP
B. Fluent Office Series Glass Wall (Specify Color)				
GWC406-COLOR	Fluent Glass Wall – Office Series (Specify Color)	4'H x 6'W	79 lbs	\$1,386.12
GWC408-COLOR	Fluent Glass Wall – Office Series (Specify Color)	4'H x 8'W	104 lbs	\$1,623.70
GWC412-COLOR	Fluent Glass Wall – Office Series (Specify Color)	4'H x 12'W	170 lbs	\$2,557.52
GWC416-COLOR	Fluent Glass Wall – Office Series (Specify Color)	4'H x 16'W	224 lbs	\$3,039.03
GWC608-COLOR	Fluent Glass Wall – Office Series (Specify Color)	6'H x 8'W	166 lbs	\$2,493.99
GWC612-COLOR	Fluent Glass Wall – Office Series (Specify Color)	6'H x 12'W	249 lbs	\$3,638.71
GWC616-COLOR	Fluent Glass Wall – Office Series (Specify Color)	6'H x 16'W	332 lbs	\$4,780.90
GWC620-COLOR	Fluent Glass Wall – Office Series (Specify Color)	6'H x 20'W	415 lbs	\$5,910.36
GWC624-COLOR	Fluent Glass Wall – Office Series (Specify Color)	6'H x 24'W	498 lbs	\$7,062.72
GWC808-COLOR	Fluent Glass Wall – Office Series (Specify Color)	8'H x 8'W	216 lbs	\$2,906.90
GWC812-COLOR	Fluent Glass Wall – Office Series (Specify Color)	8'H x 12'W	324 lbs	\$4,265.07
GWC816-COLOR	Fluent Glass Wall – Office Series (Specify Color)	8'H x 16'W	432 lbs	\$5,611.80
GWC820-COLOR	Fluent Glass Wall – Office Series (Specify Color)	8'H x 20'W	540 lbs	\$6,953.45
GWC824-COLOR	Fluent Glass Wall – Office Series (Specify Color)	8'H x 24'W	648 lbs	\$8,310.35
C. Fluent Office Series Glass Wall (Low Iron White)				
GWC406-WHITE	Fluent Glass Wall – Office Series (Low Iron White)	4'H x 6'W	79 lbs	\$1,960.39
GWC408-WHITE	Fluent Glass Wall – Office Series (Low Iron White)	4'H x 8'W	104 lbs	\$2,429.20
GWC412-WHITE	Fluent Glass Wall – Office Series (Low Iron White)	4'H x 12'W	170 lbs	\$3,638.71
GWC416-WHITE	Fluent Glass Wall – Office Series (Low Iron White)	4'H x 16'W	224 lbs	\$4,582.70
GWC608-WHITE	Fluent Glass Wall – Office Series (Low Iron White)	6'H x 8'W	166 lbs	\$3,548.51
GWC612-WHITE	Fluent Glass Wall – Office Series (Low Iron White)	6'H x 12'W	249 lbs	\$5,195.08
GWC616-WHITE	Fluent Glass Wall – Office Series (Low Iron White)	6'H x 16'W	332 lbs	\$6,827.66
GWC620-WHITE	Fluent Glass Wall – Office Series (Low Iron White)	6'H x 20'W	415 lbs	\$8,447.56
GWC624-WHITE	Fluent Glass Wall – Office Series (Low Iron White)	6'H x 24'W	498 lbs	\$10,096.67
GWC808-WHITE	Fluent Glass Wall – Office Series (Low Iron White)	8'H x 8'W	216 lbs	\$4,408.63
GWC812-WHITE	Fluent Glass Wall – Office Series (Low Iron White)	8'H x 12'W	324 lbs	\$6,482.09
GWC816-WHITE	Fluent Glass Wall – Office Series (Low Iron White)	8'H x 16'W	432 lbs	\$8,544.12
GWC820-WHITE	Fluent Glass Wall – Office Series (Low Iron White)	8'H x 20'W	540 lbs	\$10,597.25
GWC824-WHITE	Fluent Glass Wall – Office Series (Low Iron White)	8'H x 24'W	648 lbs	\$12,673.24

Unity Commercial Series Glass Wall

Transform your old whiteboards and walls with the new Unity Commercial Series Glass Wall panel system. Unity is engineered to incorporate the best qualities of magnetic glass markerboards with a modular full wall whiteboard ensemble.

Unity will modernize and elevate your walls instantly with smart style and functional whiteboard space, ideal for communication, collaboration, and creativity. Create a user-friendly and inviting room-sized presentation surface.

Tempered safety glass is suited for use in any environment, from industrial to classroom and everything in between. Steel-backed glass accepts rare earth magnets.

Glass is available standard in gloss white, gloss black, or in any of our seven Hierarchy glass colors. Create one sleek monochrome wall, or mix and match for a custom appearance.

Fifty year limited warranty. SCS Indoor Advantage Gold Certified.

Note: Because of the construction of the glass boards, there is no way to accommodate cut outs for outlets or light switches. Please take this into consideration when planning your glass wall mounting locations.

Standard Includes

- Full-length slim aluminum trim along the top and bottom edge
- Set of rare earth magnets and eraser cloth

Options

- Available in multiple standard sizes
- Available in gloss white, gloss black, low iron white (upcharge applies), or any standard Hierarchy glass color (see p. 16 for swatches)
- Customizable graphics available
- Customizable color available

Part No.	Description	Dimensions	Ship Wt.	Base MSRP
A. Unity Commercial Series Glass Wall (Gloss White)				
GWD406-GLOSSWHITE	Unity Glass Wall – Commercial Series (Gloss White)	4'H x 6'W	79 lbs	\$1,049.43
GWD408-GLOSSWHITE	Unity Glass Wall – Commercial Series (Gloss White)	4'H x 8'W	104 lbs	\$1,229.84
GWD412-GLOSSWHITE	Unity Glass Wall – Commercial Series (Gloss White)	4'H x 12'W	170 lbs	\$1,928.62
GWD416-GLOSSWHITE	Unity Glass Wall – Commercial Series (Gloss White)	4'H x 16'W	224 lbs	\$2,291.98
GWD608-GLOSSWHITE	Unity Glass Wall – Commercial Series (Gloss White)	6'H x 8'W	166 lbs	\$1,873.99
GWD612-GLOSSWHITE	Unity Glass Wall – Commercial Series (Gloss White)	6'H x 12'W	249 lbs	\$2,734.12
GWD616-GLOSSWHITE	Unity Glass Wall – Commercial Series (Gloss White)	6'H x 16'W	332 lbs	\$3,587.89
GWD620-GLOSSWHITE	Unity Glass Wall – Commercial Series (Gloss White)	6'H x 20'W	415 lbs	\$4,431.50
GWD624-GLOSSWHITE	Unity Glass Wall – Commercial Series (Gloss White)	6'H x 24'W	498 lbs	\$5,294.18
GWD808-GLOSSWHITE	Unity Glass Wall – Commercial Series (Gloss White)	8'H x 8'W	216 lbs	\$2,185.26
GWD812-GLOSSWHITE	Unity Glass Wall – Commercial Series (Gloss White)	8'H x 12'W	324 lbs	\$3,199.12
GWD816-GLOSSWHITE	Unity Glass Wall – Commercial Series (Gloss White)	8'H x 16'W	432 lbs	\$4,206.63
GWD820-GLOSSWHITE	Unity Glass Wall – Commercial Series (Gloss White)	8'H x 20'W	540 lbs	\$5,207.78
GWD824-GLOSSWHITE	Unity Glass Wall – Commercial Series (Gloss White)	8'H x 24'W	648 lbs	\$6,224.18



Unity Commercial Series Glass Wall (continued)

Transform your old whiteboards and walls with the new Unity Commercial Series Glass Wall panel system. Unity is engineered to incorporate the best qualities of magnetic glass markerboards with a modular full wall whiteboard ensemble.

Unity will modernize and elevate your walls instantly with smart style and functional whiteboard space, ideal for communication, collaboration, and creativity. Create a user-friendly and inviting room-sized presentation surface.

Tempered safety glass is suited for use in any environment, from industrial to classroom and everything in between. Steel-backed glass accepts rare earth magnets.

Glass is available standard in gloss white, gloss black, or in any of our seven Hierarchy glass colors. Create one sleek monochrome wall, or mix and match for a custom appearance.

Fifty year limited warranty. SCS Indoor Advantage Gold Certified.

Note: Because of the construction of the glass boards, there is no way to accommodate cut outs for outlets or light switches. Please take this into consideration when planning your glass wall mounting locations.

Standard Includes

- Full-length slim aluminum trim along the top and bottom edge
- Set of rare earth magnets and eraser cloth

Options

- Available in multiple standard sizes
- Available in gloss white, gloss black, low iron white (upcharge applies), or any standard Hierarchy glass color (see p. 16 for swatches)
- Customizable graphics available
- Customizable color available

Part No.	Description	Dimensions	Ship Wt.	Base MSRP
B. Unity Commercial Series Glass Wall (Specify Color)				
GWD406-COLOR	Unity Glass Wall – Commercial Series (Specify Color)	4'H x 6'W	79 lbs	\$1,386.12
GWD408-COLOR	Unity Glass Wall – Commercial Series (Specify Color)	4'H x 8'W	104 lbs	\$1,623.70
GWD412-COLOR	Unity Glass Wall – Commercial Series (Specify Color)	4'H x 12'W	170 lbs	\$2,557.52
GWD416-COLOR	Unity Glass Wall – Commercial Series (Specify Color)	4'H x 16'W	224 lbs	\$3,039.03
GWD608-COLOR	Unity Glass Wall – Commercial Series (Specify Color)	6'H x 8'W	166 lbs	\$2,493.99
GWD612-COLOR	Unity Glass Wall – Commercial Series (Specify Color)	6'H x 12'W	249 lbs	\$3,638.71
GWD616-COLOR	Unity Glass Wall – Commercial Series (Specify Color)	6'H x 16'W	332 lbs	\$4,780.90
GWD620-COLOR	Unity Glass Wall – Commercial Series (Specify Color)	6'H x 20'W	415 lbs	\$5,910.36
GWD624-COLOR	Unity Glass Wall – Commercial Series (Specify Color)	6'H x 24'W	498 lbs	\$7,062.72
GWD808-COLOR	Unity Glass Wall – Commercial Series (Specify Color)	8'H x 8'W	216 lbs	\$2,906.90
GWD812-COLOR	Unity Glass Wall – Commercial Series (Specify Color)	8'H x 12'W	324 lbs	\$4,265.07
GWD816-COLOR	Unity Glass Wall – Commercial Series (Specify Color)	8'H x 16'W	432 lbs	\$5,644.80
GWD820-COLOR	Unity Glass Wall – Commercial Series (Specify Color)	8'H x 20'W	540 lbs	\$6,953.45
GWD824-COLOR	Unity Glass Wall – Commercial Series (Specify Color)	8'H x 24'W	648 lbs	\$8,310.35
C. Unity Commercial Series Glass Wall (Low Iron White)				
GWD406-WHITE	Unity Glass Wall – Commercial Series (Low Iron White)	4'H x 6'W	79 lbs	\$1,960.38
GWD408-WHITE	Unity Glass Wall – Commercial Series (Low Iron White)	4'H x 8'W	104 lbs	\$2,429.20
GWD412-WHITE	Unity Glass Wall – Commercial Series (Low Iron White)	4'H x 12'W	170 lbs	\$3,638.71
GWD416-WHITE	Unity Glass Wall – Commercial Series (Low Iron White)	4'H x 16'W	224 lbs	\$4,582.70
GWD608-WHITE	Unity Glass Wall – Commercial Series (Low Iron White)	6'H x 8'W	166 lbs	\$3,548.51
GWD612-WHITE	Unity Glass Wall – Commercial Series (Low Iron White)	6'H x 12'W	249 lbs	\$5,195.08
GWD616-WHITE	Unity Glass Wall – Commercial Series (Low Iron White)	6'H x 16'W	332 lbs	\$6,827.66
GWD620-WHITE	Unity Glass Wall – Commercial Series (Low Iron White)	6'H x 20'W	415 lbs	\$8,447.56
GWD624-WHITE	Unity Glass Wall – Commercial Series (Low Iron White)	6'H x 24'W	498 lbs	\$10,096.67
GWD808-WHITE	Unity Glass Wall – Commercial Series (Low Iron White)	8'H x 8'W	216 lbs	\$4,408.63
GWD812-WHITE	Unity Glass Wall – Commercial Series (Low Iron White)	8'H x 12'W	324 lbs	\$6,482.09
GWD816-WHITE	Unity Glass Wall – Commercial Series (Low Iron White)	8'H x 16'W	432 lbs	\$8,544.12
GWD820-WHITE	Unity Glass Wall – Commercial Series (Low Iron White)	8'H x 20'W	540 lbs	\$10,597.25
GWD824-WHITE	Unity Glass Wall – Commercial Series (Low Iron White)	8'H x 24'W	648 lbs	\$12,673.24

Mosaic Magnetic Glass Boards

Add beautiful color and pattern to your work area while adding functional collaboration space. Magnetic dry erase glass squares are available in six versatile hues to match any decor. Mix and match and create virtually endless patterns and designs.

Can be mounted individually or butted together to create one large board. Surface and coloration are engineered to have ideal optical qualities and exhibit good depth of field, good contrast, and ambient light toleration.

Compatible with any dry/wet-erase marker, grease pen, etc. Easily cleans without ghosting or staining. Accepts rare earth magnets.

Concealed keyhole mounting brackets maintain the clean lines. Includes marker and magnetic eraser.

SCS Indoor Advantage Gold Certified.

Standard Includes

- Marker and magnetic eraser cloth
- Concealed keyhole mounting brackets

Options

- Available in five colors

Part No.	Description	Dimensions	Ship Wt.	Base MSRP
A. Mosaic Magnetic Glass Boards				
84117	Mosaic Magnetic Glass Board – Red	15.8"H x 15.8"W	6 lbs	\$85.00
84118	Mosaic Magnetic Glass Board – Green	15.8"H x 15.8"W	6 lbs	\$85.00
84119	Mosaic Magnetic Glass Board – Aqua	15.8"H x 15.8"W	6 lbs	\$85.00
84120	Mosaic Magnetic Glass Board – Denim Blue	15.8"H x 15.8"W	6 lbs	\$85.00
84122	Mosaic Magnetic Glass Board – Orange	15.8"H x 15.8"W	6 lbs	\$85.00

DISCONTINUED: Available while supplies last!



Glass Accessory Tray

Designed to accentuate the appearance of your glass boards in any environment.

SCS Indoor Advantage Gold Certified.

Part No.	Description	Dimensions	Ship Wt.	Base MSRP
A. Glass Accessory Tray				
572	Glass Accessory Tray	1"H x 12"W x 4"D	2 lbs	\$59.18



Brass Finish Mounts for Visionary® Boards

Modern Visionary Brass Finish Mounts add an extra chic element to any Visionary Magnetic Glass Board.

All Visionary boards come standard with stainless steel mounts in a silver finish, but now you can purchase a set of brass-toned mounts and elevate your environment with a subtle yet upscale appearance.

Coordinating easily with all of our available color options, you can also customize the color (and graphic printing) on your Visionary board for a look as on-trend as you desire.

Order a set of four mounts for boards 47.2"H x 47.2"W and smaller, a set of six mounts for boards 47.2"H x 70.9"W, or a set of eight mounts for boards 47.2"H x 94.5"W.

SCS Indoor Advantage Gold Certified.

Part No.	Description	Dimensions	Ship Wt.	Base MSRP
A. Brass Finish Mounts for Visionary Board				
B574V	Brass Finish Mounts for Visionary Board (set of 4)	1.3"H x 1.3"W x .8"D	2 lbs	\$73.59
B574V6	Brass Finish Mounts for Visionary Board (set of 6)	1.3"H x 1.3"W x .8"D	2 lbs	\$108.21
B574V8	Brass Finish Mounts for Visionary Board (set of 8)	1.3"H x 1.3"W x .8"D	2 lbs	\$141.39



Elemental Frameless Porcelain Steel Whiteboard

Mounting securely as a frameless, minimalist magnetic dry erase board, Elemental is available in a gloss white finish for superior contrast with dry erase markers.

Gloss white Elemental is ideal for cubicles, offices, and other personal workspaces, while the matte gray projection is a perfect addition for conference rooms, training rooms, or any AV environment.

Made from magnetic PV porcelain coated steel, Elemental is engineered for flexibility, fitting curved walls or installation on pillars. Rounded corners add style and eliminate sharp points.

When unrolled, the lightweight surface lays flat and stays flat, and features a self adhesive backing for easy installation.

Surfaces larger than 2'H x 3'H ship rolled, and sizes up to 4'H x 8'W ship UPS to save you money.

Fifty year limited warranty. SCS Indoor Advantage Gold Certified.


Standard Includes

- Magnetic accessory tray
- Gloss white PV porcelain coated steel surface with rounded corners

Options

- Available in multiple standard sizes

Part No.	Description	Dimensions	Ship Wt.	Base MSRP
A. Elemental Frameless Whiteboard				
208JB-25	Elemental Frameless Whiteboard (Gloss White)	2'H x 3'W	11 lbs	\$226.82
208JC-25	Elemental Frameless Whiteboard (Gloss White)	3'H x 4'W	21 lbs	\$361.16
208JD-25	Elemental Frameless Whiteboard (Gloss White)	4'H x 4'W	28 lbs	\$399.98
208JG-25	Elemental Frameless Whiteboard (Gloss White)	4'H x 6'W	42 lbs	\$571.40
208JH-25	Elemental Frameless Whiteboard (Gloss White)	4'H x 8'W	56 lbs	\$742.81



Interactive Projector Board

For the best interactive projector surface and the most durable whiteboard, choose the Interactive Projector Board as your ultimate multifunction board.

Widescreen dimensions support the most popular sizes of projected images at diagonal dimensions of 84.9" (4'H x 6'W), 106" (4'H x 8'W), 111.6" (5'H x 8'W) and 132.6" (5'H x 10'W), plus many custom sizes available.

The special construction of the board provides the flatness required for the best performance of your interactive projector, with a flatness guarantee <3mm across the board surface. This allows the board to be used on carts or walls, still achieving the projector manufacturer's flatness requirements.

The standard gloss white surface can be cleaned of even stubborn permanent markers. Low gloss white surface requires wet erasing—please call before ordering.

The surfaces are engineered to minimize visual strain from anywhere in the room, making them ideal for spaces that are exposed to ambient light. Magnetic surface provides even more versatility, and the low profile aluminum Brio trim is a modern addition.

Fifty year limited warranty. SCS Indoor Advantage Gold Certified.

Standard Includes

- Trimmed with low profile anodized aluminum trim with plastic corner pieces
- Extra durable and thick substrate prevents board from warping, providing a flatness guaranteed for the best performance with your interactive projector

Options

- Available in multiple standard sizes
- Custom sizes available
- Available in standard gloss white porcelain or low gloss white porcelain surfaces

Part No.	Description	Dimensions	Ship Wt.	Base MSRP
A. Interactive Projector Board (Standard Gloss White)				
2G5KG-25	Interactive Projector Board (Standard Gloss White)	4'H x 6'W	85 lbs	\$774.75
2G5KH-25	Interactive Projector Board (Standard Gloss White)	4'H x 8'W	115 lbs	\$972.50
2G5KJ-25	Interactive Projector Board (Standard Gloss White)	5'H x 8'W	137 lbs	\$1,330.43
2G5KL-25	Interactive Projector Board (Standard Gloss White)	5'H x 10'W	177 lbs	\$1,653.26
A. Interactive Projector Board (Low Gloss White)				
2G5KG-26	Interactive Projector Board (Low Gloss White)	4'H x 6'W	85 lbs	\$794.72
2G5KH-26	Interactive Projector Board (Low Gloss White)	4'H x 8'W	115 lbs	\$997.34
2G5KJ-26	Interactive Projector Board (Low Gloss White)	5'H x 8'W	137 lbs	\$1,346.57
2G5KL-26	Interactive Projector Board (Low Gloss White)	5'H x 10'W	177 lbs	\$1,689.65



Projector and mount not included



Interactive Projector Board + Whiteboard System

Take advantage of the full breadth of your classroom or training room with the flexibility, functionality, and superior quality of projection steel whiteboard system designed specifically for the updated technology and changing needs of the modern classroom.

This three board bundle gives you full use of the front of the classroom or training space for interactivity.

All surface materials are optimized for smooth writing, clean erasing, and clear projection.

The central board has specially designed and constructed board flatness for compatibility with interactive projectors.

Flanking boards offer full width use of the ultra-durable porcelain whiteboard surface, or side notation while projecting.

Magnetic porcelain steel surfaces guarantee true long life and erasability.

Fifty year limited warranty. SCS Indoor Advantage Gold Certified.

Standard Includes

- Trimmed with low profile anodized aluminum trim with plastic corner pieces
- Extra durable and thick substrate on interactive projector board (center) prevents board from warping, providing a flatness guaranteed for the best performance with your interactive projector
- Side boards finished with standard porcelain steel whiteboard

Options

- Available in multiple standard sizes
- Custom sizes available
- Available in standard gloss white porcelain or low gloss white porcelain surfaces

Part No.	Description	Dimensions	Ship Wt.	Base MSRP
A. Interactive Projector Board + Whiteboard System				
76441	Interactive Projector Board + Whiteboard System	4'H x 10'W	202 lbs	\$1,507.63
76442	Interactive Projector Board + Whiteboard System	4'H x 12'W	228 lbs	\$1,640.30
76447	Interactive Projector Board + Whiteboard System	4'H x 14'W	263 lbs	\$2,015.71
76443	Interactive Projector Board + Whiteboard System	4'H x 16'W	291 lbs	\$2,045.56
76448	Interactive Projector Board + Whiteboard System	4'H x 18'W	331 lbs	\$2,221.94
76449	Interactive Projector Board + Whiteboard System	4'H x 20'W	359 lbs	\$2,289.66
76444	Interactive Projector Board + Whiteboard System	5'H x 10'W	272 lbs	\$2,055.00
76445	Interactive Projector Board + Whiteboard System	5'H x 12'W	306 lbs	\$2,220.20
76450	Interactive Projector Board + Whiteboard System	5'H x 14'W	340 lbs	\$2,404.22
76446	Interactive Projector Board + Whiteboard System	5'H x 16'W	376 lbs	\$2,534.97
76451	Interactive Projector Board + Whiteboard System	5'H x 18'W	412 lbs	\$2,964.19
76452	Interactive Projector Board + Whiteboard System	5'H x 20'W	454 lbs	\$3,266.48



4'H x 10'W



4'H x 12'W



4'H x 14'W



4'H x 16'W



4'H x 18'W



4'H x 20'W



5'H x 10'W



5'H x 12'W



5'H x 14'W



5'H x 16'W



5'H x 18'W



5'H x 20'W

Dura-Rite® Whiteboard + Deluxe Aluminum Trim (212AX)

Dura-Rite® Whiteboards provide a wear-resistant and dust-free surface at an affordable price.

HPL gives smooth writability and erasability. Taber tests show dust-free Dura-Rite® lasts up to 125 times as long as standard melamine.

Surface is permanently adhered to an insulation board substrate.

Twenty year limited warranty. SCS Indoor Advantage Gold Certified.

Technical Information

- Durable specially formulated high pressure laminate surface with excellent writability and erasability.
- Boards are dust-free, and resistant to stains, high temperatures and common detergents and chemical agents.
- A fade-resistant waterproof resin glue bonds the laminate to a durable moisture-resistant core and .005" polyester foil backer sheet.

Standard Includes

- Anodized aluminum trim with 7/8" profile and hairline mitered corners
- Full-length tackable map rail with Colored Cork insert
- Full-length accessory tray with rubber Dura-Safe® end caps

Options

- Available in multiple standard sizes
- Custom sizing available
- Available with black trim
- Available with upgraded sheet aluminum backer

Part No.	Description	Dimensions	Ship Wt.	Base MSRP
A. Dura-Rite Whiteboard + Deluxe Aluminum Trim				
212AA	Dura-Rite Whiteboard - Deluxe Aluminum Trim	1.5'H x 2'W	7 lbs	\$183.38
212AB	Dura-Rite Whiteboard - Deluxe Aluminum Trim	2'H x 3'W	13 lbs	\$218.09
212AC	Dura-Rite Whiteboard - Deluxe Aluminum Trim	3'H x 4'W	23 lbs	\$283.01
212AD	Dura-Rite Whiteboard - Deluxe Aluminum Trim	4'H x 4'W	50 lbs	\$413.54
212AF	Dura-Rite Whiteboard - Deluxe Aluminum Trim	4'H x 5'W	61 lbs	\$511.52
212AG	Dura-Rite Whiteboard - Deluxe Aluminum Trim	4'H x 6'W	67 lbs	\$482.05
212AH	Dura-Rite Whiteboard - Deluxe Aluminum Trim	4'H x 8'W	83 lbs	\$560.38
212AK	Dura-Rite Whiteboard - Deluxe Aluminum Trim	4'H x 10'W	100 lbs	\$762.30
212AM	Dura-Rite Whiteboard - Deluxe Aluminum Trim	4'H x 12'W	139 lbs	\$774.29



Dura-Rite® Whiteboard + Presidential Trim (212PX/-T1)

Dura-Rite® Whiteboards provide a wear-resistant and dust-free surface at an affordable price.

HPL gives smooth writability and erasability. Taber tests show dust-free Dura-Rite® lasts up to 125 times as long as standard melamine.

Surface is permanently adhered to an insulation board substrate.

Twenty year limited warranty. SCS Indoor Advantage Gold Certified.

Technical Information

- Durable specially formulated high pressure laminate surface with excellent writability and erasability.
- Boards are dust-free, and resistant to stains, high temperatures and common detergents and chemical agents.
- A fade-resistant waterproof resin glue bonds the laminate to a durable moisture-resistant core and .005" polyester foil backer sheet.

Standard Includes

- Anodized aluminum trim with injection-molded curved plastic corner pieces
- Magnetic accessory tray in gray or black to match the trim color selected

Options

- Available in multiple standard sizes
- Custom sizing available
- Available with silver or black trim
- Available with upgraded sheet aluminum backer

Part No.	Description	Dimensions	Ship Wt.	Base MSRP
A. Dura-Rite Whiteboard + Presidential Trim (Silver)				
212PB	Dura-Rite Whiteboard - Presidential Trim (Silver)	2'H x 3'W	13 lbs	\$207.99
212PC	Dura-Rite Whiteboard - Presidential Trim (Silver)	3'H x 4'W	23 lbs	\$274.47
212PD	Dura-Rite Whiteboard - Presidential Trim (Silver)	4'H x 4'W	50 lbs	\$397.98
212PG	Dura-Rite Whiteboard - Presidential Trim (Silver)	4'H x 6'W	67 lbs	\$446.33
212PH	Dura-Rite Whiteboard - Presidential Trim (Silver)	4'H x 8'W	83 lbs	\$510.88
B. Dura-Rite Whiteboard + Presidential Trim (Black)				
212PB-T1	Dura-Rite Whiteboard - Presidential Trim (Black)	2'H x 3'W	13 lbs	\$228.00
212PC-T1	Dura-Rite Whiteboard - Presidential Trim (Black)	3'H x 4'W	23 lbs	\$302.57
212PD-T1	Dura-Rite Whiteboard - Presidential Trim (Black)	4'H x 4'W	50 lbs	\$402.11
212PG-T1	Dura-Rite Whiteboard - Presidential Trim (Black)	4'H x 6'W	67 lbs	\$486.36
212PH-T1	Dura-Rite Whiteboard - Presidential Trim (Black)	4'H x 8'W	83 lbs	\$559.00



Dura-Rite® Whiteboard + ABC Trim (212NX)

Dura-Rite® Whiteboards provide a wear-resistant and dust-free surface at an affordable price.

HPL gives smooth writability and erasability. Taber tests show dust-free Dura-Rite® lasts up to 125 times as long as standard melamine.

Surface is permanently adhered to an insulation board substrate.

Twenty year limited warranty. SCS Indoor Advantage Gold Certified.

Technical Information

- Durable specially formulated high pressure laminate surface with excellent writability and erasability.
- Boards are dust-free, and resistant to stains, high temperatures and common detergents and chemical agents.
- A fade-resistant waterproof resin glue bonds the laminate to a durable moisture-resistant core and .005" polyester foil backer sheet.

Standard Includes

- Anodized aluminum trim with 7/8" profile and hairline mitered corners
- Top corners covered with anodized aluminum caps
- Full-length aluminum accessory tray with plastic end caps

Options

- Available in multiple standard sizes
- Custom sizing available
- Available with upgraded sheet aluminum backer

Part No.	Description	Dimensions	Ship Wt.	Base MSRP
A. Dura-Rite Whiteboard + ABC Trim				
212NB	Dura-Rite Whiteboard – ABC Trim	2'H x 3'W	13 lbs	\$210.74
212NC	Dura-Rite Whiteboard – ABC Trim	3'H x 4'W	23 lbs	\$270.98
212ND	Dura-Rite Whiteboard – ABC Trim	4'H x 4'W	50 lbs	\$389.34
212NG	Dura-Rite Whiteboard – ABC Trim	4'H x 6'W	67 lbs	\$469.04
212NH	Dura-Rite Whiteboard – ABC Trim	4'H x 8'W	83 lbs	\$529.61



Dura-Rite® Self-Adhesive Skins

Dura-Rite® Whiteboards provide a wear-resistant and dust-free surface at an affordable price.

HPL gives smooth writability and erasability. Taber tests show dust-free Dura-Rite® lasts up to 125 times as long as standard melamine.

Twenty year limited warranty. SCS Indoor Advantage Gold Certified

Caution: Self-stick adhesive is intended for resurfacing on an existing board surface and has not been tested for use on other materials.

Technical Information

- Durable specially formulated high pressure laminate surface with excellent writability and erasability.
- Boards are dust-free, and resistant to stains, high temperatures and common detergents and chemical agents.
- A fade-resistant waterproof resin glue bonds the laminate to a durable moisture-resistant core and .005" polyester foil backer sheet.


Standard Includes

- HPL whiteboard backed with a peel and stick self-adhesive material

Options

- Sold per square foot, 4'H panels standard
- Custom sizing available

Part No.	Description	Dimensions	Ship Wt.	Base MSRP
A. Dura-Rite Self-Adhesive Skins				
218S	Dura-Rite Self-Adhesive Skins	per sq. ft.	2 lbs	\$15.50



Magne-Rite Whiteboard + Deluxe Aluminum Trim (219AX)

Magne-Rite boards feature a magnetic dry erase surface made with powder-coated steel, specially engineered for exceptionally smooth writability.

Glossy surface erases cleanly with no ghosting and provides excellent color contrast with markers. Double-coated surface enhances quality and durability.

Ten year limited warranty. SCS Indoor Advantage Gold Certified.

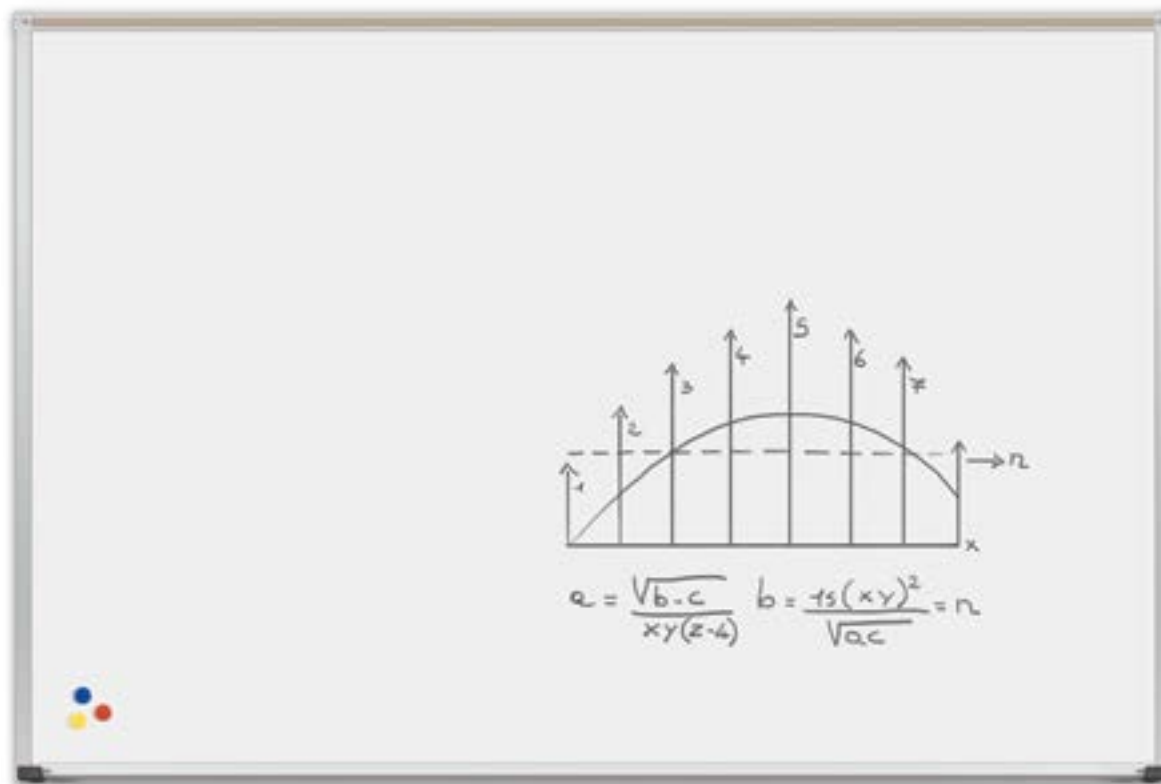
Standard Includes

- Anodized aluminum trim with 7/8" profile and hairline mitered corners
- Full-length tackable map rail with Colored Cork insert
- Full-length accessory tray with rubber Dura-Safe® end caps

Options

- Available in multiple standard sizes
- Custom sizing available

Part No.	Description	Dimensions	Ship Wt.	Base MSRP
A. Magne-Rite Whiteboard - Deluxe Aluminum Trim				
219AA	Magne-Rite Whiteboard - Deluxe Aluminum Trim	1.5'H x 2'W	8 lbs	\$186.22
219AB	Magne-Rite Whiteboard - Deluxe Aluminum Trim	2'H x 3'W	15 lbs	\$224.15
219AC	Magne-Rite Whiteboard - Deluxe Aluminum Trim	3'H x 4'W	24 lbs	\$295.13
219AD	Magne-Rite Whiteboard - Deluxe Aluminum Trim	4'H x 4'W	60 lbs	\$410.88
219AG	Magne-Rite Whiteboard - Deluxe Aluminum Trim	4'H x 6'W	69 lbs	\$481.99
219AH	Magne-Rite Whiteboard - Deluxe Aluminum Trim	4'H x 8'W	88 lbs	\$592.47



Magne-Rite Whiteboard + Presidential Trim (219PX/-T1)

Magne-Rite boards feature a magnetic dry erase surface made with powder-coated steel, specially engineered for exceptionally smooth writability.

Glossy surface erases cleanly with no ghosting and provides excellent color contrast with markers. Double-coated surface enhances quality and durability.

Ten year limited warranty. SCS Indoor Advantage Gold Certified.

Standard Includes

- Anodized aluminum trim with injection-molded curved plastic corner pieces
- Magnetic accessory tray in gray or black to match the trim color selected

Options

- Available in multiple standard sizes
- Custom sizing available
- Trim available in silver or black

Part No.	Description	Dimensions	Ship Wt.	Base MSRP
A. Magne-Rite Whiteboard - Presidential Trim (Silver)				
219PB	Magne-Rite Whiteboard – Presidential Trim (Silver)	2'H x 3'W	15 lbs	\$229.24
219PC	Magne-Rite Whiteboard – Presidential Trim (Silver)	3'H x 4'W	24 lbs	\$315.00
219PD	Magne-Rite Whiteboard – Presidential Trim (Silver)	4'H x 4'W	60 lbs	\$404.95
219PG	Magne-Rite Whiteboard – Presidential Trim (Silver)	4'H x 6'W	69 lbs	\$556.00
219PH	Magne-Rite Whiteboard – Presidential Trim (Silver)	4'H x 8'W	88 lbs	\$716.00
B. Magne-Rite Whiteboard - Presidential Trim (Black)				
219PB-T1	Magne-Rite Whiteboard – Presidential Trim (Black)	2'H x 3'W	15 lbs	\$261.99
219PC-T1	Magne-Rite Whiteboard – Presidential Trim (Black)	3'H x 4'W	24 lbs	\$342.60
219PD-T1	Magne-Rite Whiteboard – Presidential Trim (Black)	4'H x 4'W	60 lbs	\$436.99
219PG-T1	Magne-Rite Whiteboard – Presidential Trim (Black)	4'H x 6'W	69 lbs	\$556.00
219PH-T1	Magne-Rite Whiteboard – Presidential Trim (Black)	4'H x 8'W	88 lbs	\$716.00



Magne-Rite Whiteboard + ABC Trim (219NX)

Magne-Rite boards feature a magnetic dry erase surface made with powder-coated steel, specially engineered for exceptionally smooth writability.

Glossy surface erases cleanly with no ghosting and provides excellent color contrast with markers. Double-coated surface enhances quality and durability.

Ten year limited warranty. SCS Indoor Advantage Gold Certified.


Standard Includes

- Anodized aluminum trim with 7/8" profile and hairline mitered corners
- Top corners covered with anodized aluminum caps
- Full-length aluminum accessory tray with plastic end caps

Options

- Available in multiple standard sizes
- Custom sizing available

Part No.	Description	Dimensions	Ship Wt.	Base MSRP
A. Magne-Rite Whiteboard - ABC Trim				
219NB	Magne-Rite Whiteboard - ABC Trim	2'H x 3'W	15 lbs	\$219.74
219NC	Magne-Rite Whiteboard - ABC Trim	3'H x 4'W	24 lbs	\$286.04
219ND	Magne-Rite Whiteboard - ABC Trim	4'H x 4'W	60 lbs	\$389.48
219NG	Magne-Rite Whiteboard - ABC Trim	4'H x 6'W	69 lbs	\$455.32
219NH	Magne-Rite Whiteboard - ABC Trim	4'H x 8'W	88 lbs	\$560.33



TuF-Rite™ Whiteboard + ABC Trim (2H1NX)

TuF-Rite™ dry erase whiteboard surface provides a vast improvement over standard economy melamine boards. Thermal fuse technology improves erasability and lasts up to three times as long.

Five year limited warranty. SCS Indoor Advantage Gold Certified.

Standard Includes

- Anodized aluminum trim with 7/8" profile and hairline mitered corners
- Top corners covered with anodized aluminum caps
- Full-length aluminum accessory tray with plastic end caps

Options

- Available in multiple standard sizes
- Custom sizing available

Part No.	Description	Dimensions	Ship Wt.	Base MSRP
A. TuF-Rite Whiteboard - ABC Trim				
2H1NC	TuF-Rite Whiteboard - ABC Trim	3'H x 4'W	22 lbs	\$191.30
2H1ND	TuF-Rite Whiteboard - ABC Trim	4'H x 4'W	35 lbs	\$265.00
2H1NF	TuF-Rite Whiteboard - ABC Trim	4'H x 5'W	60 lbs	\$304.00
2H1NG	TuF-Rite Whiteboard - ABC Trim	4'H x 6'W	62 lbs	\$336.00
2H1NH	TuF-Rite Whiteboard - ABC Trim	4'H x 8'W	77 lbs	\$329.00



TuF-Rite™ Whiteboard + ABC Trim + Map Rail (2H1AX)

TuF-Rite™ dry erase whiteboard surface provides a vast improvement over standard economy melamine boards. Thermal fuse technology improves erasability and lasts up to three times as long.

Five year limited warranty. SCS Indoor Advantage Gold Certified.

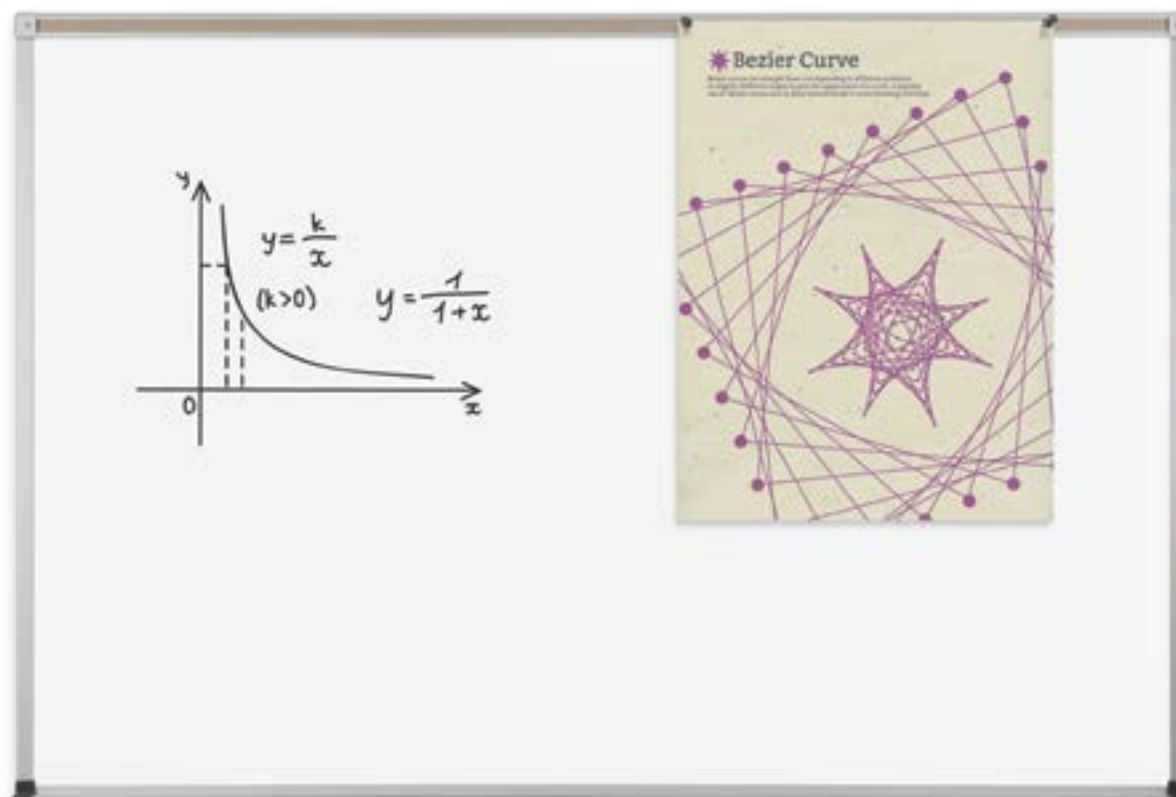
Standard Includes

- Anodized aluminum trim with 7/8" profile and hairline mitered corners
- Full-length tackable map rail with Colored Cork insert
- Full-length aluminum accessory tray with plastic end caps

Options

- Available in multiple standard sizes
- Custom sizing available

Part No.	Description	Dimensions	Ship Wt.	Base MSRP
A. TuF-Rite Whiteboard - ABC Trim + Map Rail				
2H1AA	TuF-Rite Whiteboard - ABC Trim + Map Rail	1.5'H x 2'W	5 lbs	\$118.10
2H1AB	TuF-Rite Whiteboard - ABC Trim + Map Rail	2'H x 3'W	12 lbs	\$138.40
2H1AC	TuF-Rite Whiteboard - ABC Trim + Map Rail	3'H x 4'W	22 lbs	\$191.25
2H1AD	TuF-Rite Whiteboard - ABC Trim + Map Rail	4'H x 4'W	35 lbs	\$287.61
2H1AF	TuF-Rite Whiteboard - ABC Trim + Map Rail	4'H x 5'W	60 lbs	\$326.44
2H1AG	TuF-Rite Whiteboard - ABC Trim + Map Rail	4'H x 6'W	62 lbs	\$346.46
2H1AH	TuF-Rite Whiteboard - ABC Trim + Map Rail	4'H x 8'W	77 lbs	\$356.59



TuF-Rite™ Whiteboard + Origin™ Trim + Map Rail (2H1AX)

TuF-Rite™ dry erase whiteboard surface provides a vast improvement over standard economy melamine boards. Thermal fuse technology improves erasability and lasts up to three times as long.

Five year limited warranty. SCS Indoor Advantage Gold Certified.

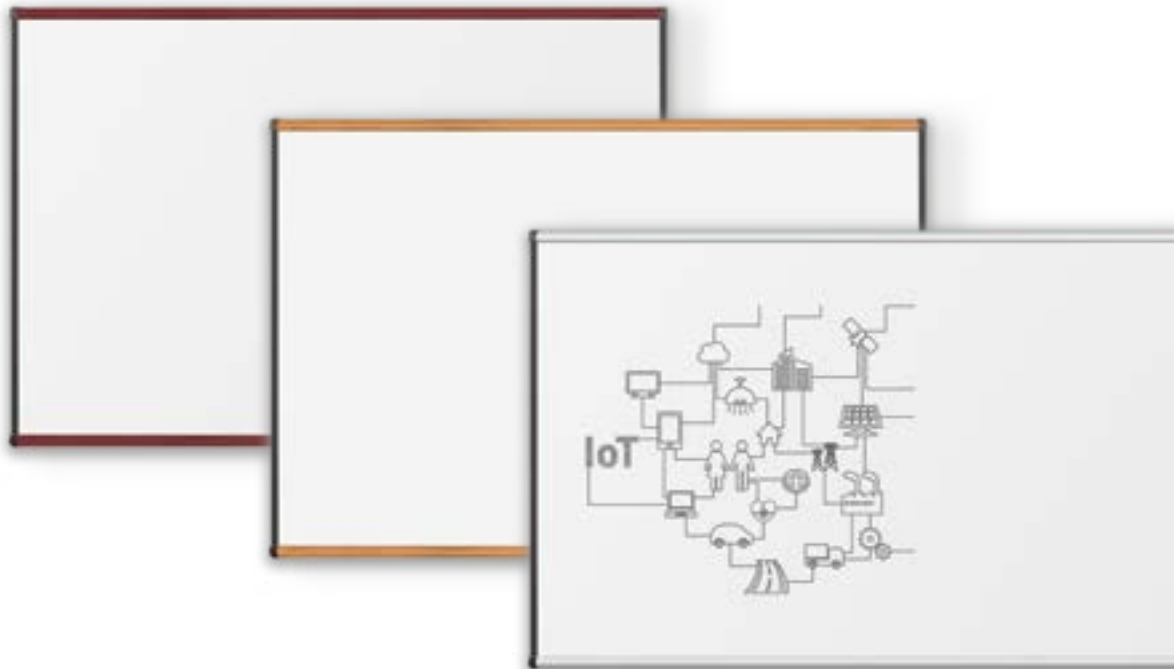
Standard Includes

- Anodized aluminum or solid wood trim on top and bottom
- Black anodized aluminum trim on sides
- Joined with black plastic corner pieces

Options

- Available in multiple standard sizes
- Custom sizing available
- Available in silver aluminum, medium oak solid wood, or mahogany solid wood trim

Part No.	Description	Dimensions	Ship Wt.	Base MSRP
A. TuF-Rite Whiteboard - Origin Trim (Silver Aluminum)				
221OB-01	TuF-Rite Whiteboard - Origin Trim (Aluminum)	2'H x 3'W	12 lbs	\$164.32
221OC-01	TuF-Rite Whiteboard - Origin Trim (Aluminum)	3'H x 4'W	22 lbs	\$217.63
221OD-01	TuF-Rite Whiteboard - Origin Trim (Aluminum)	4'H x 4'W	35 lbs	\$274.27
221OG-01	TuF-Rite Whiteboard - Origin Trim (Aluminum)	4'H x 6'W	62 lbs	\$343.26
221OH-01	TuF-Rite Whiteboard - Origin Trim (Aluminum)	4'H x 8'W	77 lbs	\$409.40
B. TuF-Rite Whiteboard - Origin Trim (Medium Oak)				
221OB-02	TuF-Rite Whiteboard - Origin Trim (Oak)	2'H x 3'W	12 lbs	\$164.32
221OC-02	TuF-Rite Whiteboard - Origin Trim (Oak)	3'H x 4'W	22 lbs	\$217.63
221OD-02	TuF-Rite Whiteboard - Origin Trim (Oak)	4'H x 4'W	35 lbs	\$274.27
221OG-02	TuF-Rite Whiteboard - Origin Trim (Oak)	4'H x 6'W	62 lbs	\$343.26
221OH-02	TuF-Rite Whiteboard - Origin Trim (Oak)	4'H x 8'W	77 lbs	\$409.40
C. TuF-Rite Whiteboard - Origin Trim (Mahogany)				
221OB-03	TuF-Rite Whiteboard - Origin Trim (Mahogany)	2'H x 3'W	12 lbs	\$164.32
221OC-03	TuF-Rite Whiteboard - Origin Trim (Mahogany)	3'H x 4'W	22 lbs	\$217.63
221OD-03	TuF-Rite Whiteboard - Origin Trim (Mahogany)	4'H x 4'W	35 lbs	\$274.27
221OG-03	TuF-Rite Whiteboard - Origin Trim (Mahogany)	4'H x 6'W	62 lbs	\$343.26
221OH-03	TuF-Rite Whiteboard - Origin Trim (Mahogany)	4'H x 8'W	77 lbs	\$409.40



TuF-Rite™ Whiteboard Panels

TuF-Rite™ dry erase whiteboard surface provides a vast improvement over standard economy melamine boards. Thermal fuse technology improves erasability and lasts up to three times as long.

Five year limited warranty. SCS Indoor Advantage Gold Certified.


Standard Includes

- Unframed TuF-Rite panel laminated to durable and moisture-resistant substrate

Options

- Sold per square foot, 4'H panel size standard
- Custom sizing available

Part No.	Description	Dimensions	Ship Wt.	Base MSRP
A. TuF-Rite Whiteboard Panel				
2H1X	TuF-Rite Panel	per sq. ft.	2 lbs	\$6.89



Sharewall® Full Wall Whiteboard Skin System

Magnetic porcelain steel whiteboards are engineered for superior color contrast with dry erase markers. Standard gloss dry erase surface provides superior writability and erasability with no ghosting. Reduced surface light distortion enhances visibility to provide optimum eye comfort.

Class A Fire Rated board. A full test report copy is available upon request. Fifty year limited warranty. SCS Indoor Advantage Gold Certified.

Technical Information

- A precisely balanced porcelain enamel ground coat is furnace-fused to both sides of 24-gauge steel.
- The first furnace fuses a ground coat of enamel that is heat-softened at approximately 1450°F. The second furnace firing fuses a coat of enamel to the ground coat enamel.
- Color Fusion ceramic top coat is applied providing the desired surface color. Off-white is standard.
- A fade resistant waterproof resin glue bonds the porcelain to a moisture-resistant core and .005" polyester foil backer sheet.

Standard Includes

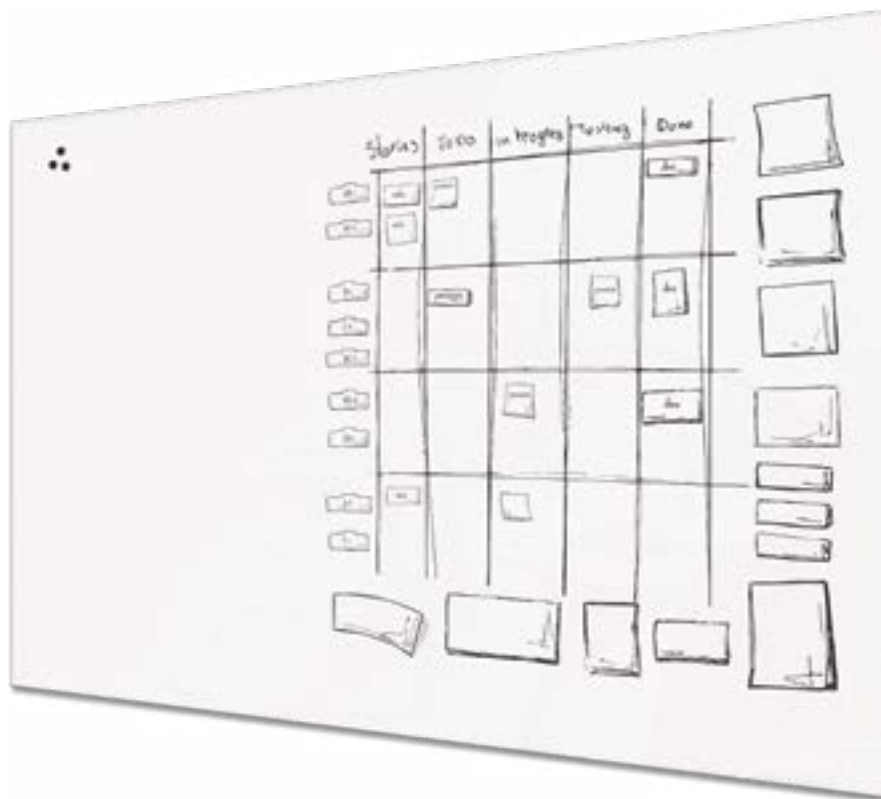
- 24-gauge porcelain steel material backed with a peel and stick self-adhesive material

Options

- Available in multiple standard sizes
- Sold per linear foot (4'W panels)
- Custom sizing available
- Available with screen printed permanent graphics
- Trim options available

Part No.	Description	Dimensions	Ship Wt.	Base MSRP
A. Sharewall Full Wall Magnetic Whiteboard Skin System				
2E8JX-25	Sharewall - 4'W	per linear ft.	8 lbs	\$157.08
B. Sharewall Trim Options				
208TX-HR	Sharewall Trim - Half Round	per linear ft.	1 lb	\$8.50
208T-HRE	Sharewall Trim - Half Round End Caps	per pair	1 lb	\$7.80
208TX-BV	Sharewall Trim - Beveled	per linear ft.	1 lb	\$8.50
208T-BVE	Sharewall Trim - Beveled End Caps	per pair	1 lb	\$7.80
208TX-HRT	Sharewall Trim - Tray	per linear ft.	1 lb	\$11.00
208T-HRTE	Sharewall Trim - Tray End Caps	per pair	1 lb	\$7.30
C. Sharewall Crates*				
N/A	4' x 6' Crate			\$487.41
N/A	4' x 8' Crate			\$619.08
N/A	4' x 10' Crate			\$754.22
N/A	4' x 12' Crate			\$859.32

* All crates will hold up to seven panels, with the exception of 10' or greater, which will hold up to four panels. MUST add crate(s) to purchase order.



Sharewall® Spline Full Wall Magnetic Whiteboard Panel System

Magnetic porcelain steel whiteboards are engineered for superior color contrast with dry erase markers. Standard gloss dry erase surface provides superior writability and erasability with no ghosting. Reduced surface light distortion enhances visibility to provide optimum eye comfort.

Steel is permanently laminated to a lightweight substrate for stability and durability.

Class A Fire Rated board. A full test report copy is available upon request. Fifty year limited warranty. SCS Indoor Advantage Gold Certified.

Technical Information

- A precisely balanced porcelain enamel ground coat is furnace-fused to both sides of 28-gauge (standard) or 24-gauge (custom) steel.
- The first furnace fuses a ground coat of enamel that is heat-softened at approximately 1450°F. The second furnace firing fuses a coat of enamel to the ground coat enamel.
- Color Fusion ceramic top coat is applied providing the desired surface color. Off-white is standard.
- A fade resistant waterproof resin glue bonds the porcelain to a moisture-resistant core and .005" polyester foil backer sheet.

Standard Includes

- Unframed porcelain steel panel laminated to durable and moisture-resistant substrate
- Low profile anodized aluminum trim to frame out the entire system

Options

- Available in multiple standard sizes
- Custom sizing available
- Available with screen printed permanent graphics

Part No.	Description	Dimensions	Ship Wt.	Base MSRP
A. Sharewall Spline Full Wall Magnetic Whiteboard Panel System				
2T201	Sharewall Spline - Full Wall Whiteboard Panel System	6'H x 8'W	269 lbs	\$2,001.05
2T202	Sharewall Spline - Full Wall Whiteboard Panel System	6'H x 12'W	427 lbs	\$2,736.55
2T203	Sharewall Spline - Full Wall Whiteboard Panel System	6'H x 16'W	477 lbs	\$3,486.40
2T204	Sharewall Spline - Full Wall Whiteboard Panel System	8'H x 8'W	370 lbs	\$2,617.31
2T205	Sharewall Spline - Full Wall Whiteboard Panel System	8'H x 12'W	559 lbs	\$3,588.39
2T206	Sharewall Spline - Full Wall Whiteboard Panel System	8'H x 16'W	631 lbs	\$4,559.10
B. Sharewall Spline Panels				
2S2X	Porcelain Steel Panel w/Spline Groove (price includes spline)	per linear ft.		\$120.12
AL-SPL-XX	Spline Length (required for quoting, price included in panel price)			\$0.00
AL-17-CLR-XX	Perimeter Trim for Spline Wall	per linear ft.		\$4.25
AL-17-WHT-XX	Perimeter Trim (White) for Spline Wall	per linear ft.		\$4.25
C. Sharewall Crates*				
N/A	4' x 6' Crate			\$487.41
N/A	4' x 8' Crate			\$619.08
N/A	4' x 10' Crate			\$754.22
N/A	4' x 12' Crate			\$859.32

*All crates will hold up to seven panels, with the exception of 10' or greater, which will hold up to four panels. MUST add crate(s) to purchase order.



Horizontal Sliding Boards

Horizontal Sliding Boards save wall space and add functional board surface. Customizable boards feature panels that slide on a smooth track system.

Lightweight core material and precise alignment of the tracks ensure easy operation. Choose from two-, three-, or four-track systems.

SCS Indoor Advantage Gold Certified. Manufactured in the US of foreign and domestic materials.

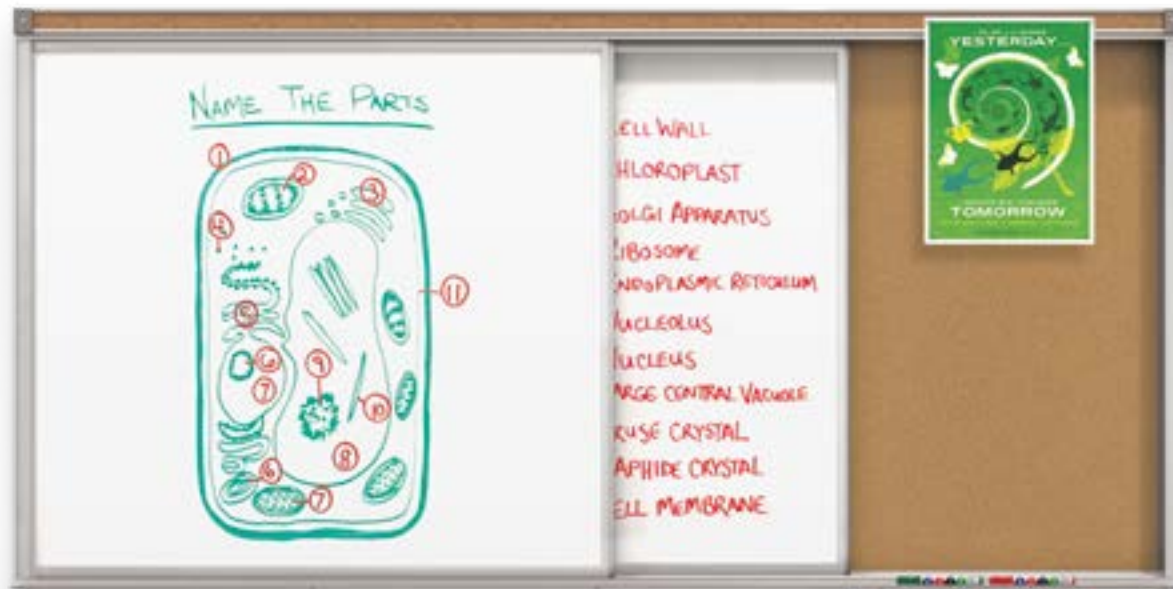
Standard Includes

- Framed with heavy gauge anodized aluminum tubing
- Full-length tackable map rail with Colored Cork insert included
- Full-length accessory tray with rubber Dura-Safe® end caps included

Options

- Available in multiple standard sizes
- Panels are 4'H and available from 6' to 20'W
- Two-, three-, or four-track systems available
- Custom sizing available
- Available with screen printed permanent graphics
- Available in porcelain steel markerboard or any tackable surface

Part No.	Description	Dimensions	Ship Wt.	Base MSRP
A. Horizontal Sliding Boards				
822HH	Horizontal Sliding Board (2 Track / 2 Panel)	4'H x 8'W	350 lbs	\$2,753.69
822HM	Horizontal Sliding Board (2 Track / 2 Panel)	4'H x 12'W	510 lbs	\$3,515.62
824HM	Horizontal Sliding Board (4 Track / 4 Panel)	4'H x 12'W	620 lbs	\$5,299.68



Whiteboard Track System

Magnetic porcelain steel whiteboards are engineered for superior color contrast with dry erase markers. Standard gloss dry erase surface provides superior writability and erasability with no ghosting. Reduced surface light distortion enhances visibility to provide optimum eye comfort.

Class A Fire Rated board. A full test report copy is available upon request. Fifty year limited warranty. SCS Indoor Advantage Gold Certified.

Standard Includes

- Anodized aluminum track with specially cut out grooves for hanging rolling accessory boards
- Track includes tackable cork strip
- Flip chart clips included
- Double-sided accessory board (43.5"H x 31"W) is porcelain steel factory framed in anodized aluminum trim
- Accessory board features wheels for smooth operation

Options

- Available with optional 48"H peel-and-stick porcelain steel whiteboard back panel
- Available in 6' and 8' lengths
- Additional accessory boards available separately

Part No.	Description	Dimensions	Ship Wt.	Base MSRP
A. Whiteboard Track System				
62850	6' Track + Sliding Panel	43.5"H x 72"W	34 lbs	\$633.23
62851	6' Track + Sliding Panel + Base Panel	48"H x 72"W	36 lbs	\$1,119.94
62852	8' Track + Sliding Panel	43.5"H x 96"W	59 lbs	\$649.35
62853	8' Track + Sliding Panel + Base Panel	48"H x 96"W	68 lbs	\$1,316.16
62712	Removable Hanging/Sliding Panel	43.5"H x 31"W	27 lbs	\$546.09



New-Rite® Replacement Vinyl Whiteboard Resurfacing Material

New-Rite® replacement vinyl is simply the easiest way to resurface an old board. Simply peel off the backer film and follow the provided instructions to enjoy your new board in just minutes.

Quality white vinyl whiteboard material provides a smooth and clean dry erase medium, providing excellent writability and erasability.

Vinyl material can be easily trimmed to fit any surface. Will allow magnets if applied to an existing magnetic surface.

SCS Indoor Advantage Gold Certified.


Standard Includes

- White vinyl whiteboard material (4'H roll) with backer film

Options

- Available in several standard sizes
- Available in full roll
- Available in custom sizes

Part No.	Description	Dimensions	Ship Wt.	Base MSRP
A. New-Rite Replacement Vinyl				
214H	New-Rite Vinyl Resurfacing Material	4'H x 8'W	9 lbs	\$457.90
214K	New-Rite Vinyl Resurfacing Material	4'H x 10'W	10 lbs	\$559.27
214M	New-Rite Vinyl Resurfacing Material	4'H x 12'W	15 lbs	\$660.66
214	New-Rite Vinyl Resurfacing Material	4'H x 100'W	54 lbs	\$5,330.14



Resurfacing Tools

Make resurfacing your old board easy with our adhesive and panel roller.

Adhesive intended for use with panels only. Skins include self-stick adhesive backing.

Roller eliminates bubbles and bulges from your resurfaced board, ensuring good adhesion and a smooth surface.

SCS Indoor Advantage Gold Certified.

Part No.	Description	Dimensions	Ship Wt.	Base MSRP
A. Panel Adhesive				
531	Panel Adhesive (4 tubes – covers approx. 16 sq. ft.)	30 oz. ea.	4 lbs	\$98.86
B. Panel Roller				
545	Panel Roller	9"H x 9"W	5 lbs	\$119.25



Combination Boards: Porcelain Steel Whiteboard + Natural Cork Surface

All-in-one boards combine porcelain steel markerboard and natural cork tackboard into one durable and versatile unit. Ideal for any classroom or other learning environment.

Magnetic porcelain steel whiteboards are engineered for superior color contrast with dry erase markers. Standard gloss dry erase surface provides superior writability and erasability with no ghosting. Reduced surface light distortion enhances visibility to provide optimum eye comfort.

Fifty year limited warranty on porcelain steel. Ten year limited warranty on tackboard. SCS Indoor Advantage Gold Certified.

Technical Information - Porcelain Steel

- A precisely balanced porcelain enamel ground coat is furnace-fused to both sides of 28-gauge (standard) or 24-gauge (custom) steel.
- The first furnace fuses a ground coat of enamel that is heat-softened at approximately 1450°F. The second furnace firing fuses a coat of enamel to the ground coat enamel.
- Color Fusion ceramic top coat is applied providing the desired surface color. Off-white is standard.
- A fade resistant waterproof resin glue bonds the porcelain to a moisture-resistant core and .005" polyester foil backer sheet.

Technical Information - Natural Cork

- Natural cork surface offers excellent resiliency and tack holding properties.
- The cork layer consists of finely grained composition cork produced with .5mm granulated cork and a polyurethane binder.
- The 1/16" thick 100% natural cork layer is permanently bonded to a 7/16" thick layer of insulation board.


Standard Includes

- Anodized aluminum trim with 7/8" profile and hairline mitered corners
- Full-length tackable map rail with Colored Cork insert
- Full-length accessory tray with rubber Dura-Safe® end caps

Options

- Available in multiple standard sizes
- Custom sizing available
- Available with screen printed permanent graphics
- Available with upgraded sheet aluminum backer

Part No.	Description	Dimensions	Ship Wt.	Base MSRP
A. Combination Board - Type C				
404-10-PM-X2	Combination Board Type C - Porcelain Steel Whiteboard	4'H x 4'W	68 lbs	\$593.66
406-10-PM-X2	Combination Board Type C - Porcelain Steel Whiteboard	4'H x 6'W	102 lbs	\$750.09
408-10-PM-X2	Combination Board Type C - Porcelain Steel Whiteboard	4'H x 8'W	136 lbs	\$867.37
410-10-PM-X2	Combination Board Type C - Porcelain Steel Whiteboard	4'H x 10'W	170 lbs	\$1,118.96
412-10-PM-X2	Combination Board Type C - Porcelain Steel Whiteboard	4'H x 12'W	217 lbs	\$1,364.83
416-10-PM-X2	Combination Board Type C - Porcelain Steel Whiteboard	4'H x 16'W	272 lbs	\$1,727.22
B. Combination Board - Type D				
406-40-PM-X2	Combination Board Type D - Porcelain Steel Whiteboard	4'H x 6'W	102 lbs	\$630.53
408-40-PM-X2	Combination Board Type D - Porcelain Steel Whiteboard	4'H x 8'W	136 lbs	\$811.33
410-40-PM-X2	Combination Board Type D - Porcelain Steel Whiteboard	4'H x 10'W	170 lbs	\$984.26
412-40-PM-X2	Combination Board Type D - Porcelain Steel Whiteboard	4'H x 12'W	217 lbs	\$1,181.35
416-40-PM-X2	Combination Board Type D - Porcelain Steel Whiteboard	4'H x 16'W	272 lbs	\$1,603.45
C. Combination Board - Type E				
404-60-PM-X2	Combination Board Type E - Porcelain Steel Whiteboard	4'H x 4'W	68 lbs	\$467.83
406-60-PM-X2	Combination Board Type E - Porcelain Steel Whiteboard	4'H x 6'W	102 lbs	\$645.67
408-60-PM-X2	Combination Board Type E - Porcelain Steel Whiteboard	4'H x 8'W	136 lbs	\$816.28
410-60-PM-X2	Combination Board Type E - Porcelain Steel Whiteboard	4'H x 10'W	170 lbs	\$1,001.32
412-60-PM-X2	Combination Board Type E - Porcelain Steel Whiteboard	4'H x 12'W	217 lbs	\$1,212.60
416-60-PM-X2	Combination Board Type E - Porcelain Steel Whiteboard	4'H x 16'W	272 lbs	\$1,591.87
D. Combination Board - Type F				
406-70-PM-X2	Combination Board Type F - Porcelain Steel Whiteboard	4'H x 6'W	102 lbs	\$638.88
408-70-PM-X2	Combination Board Type F - Porcelain Steel Whiteboard	4'H x 8'W	136 lbs	\$802.71
410-70-PM-X2	Combination Board Type F - Porcelain Steel Whiteboard	4'H x 10'W	170 lbs	\$983.31
412-70-PM-X2	Combination Board Type F - Porcelain Steel Whiteboard	4'H x 12'W	217 lbs	\$1,129.73
416-70-PM-X2	Combination Board Type F - Porcelain Steel Whiteboard	4'H x 16'W	272 lbs	\$1,505.78
E. Combination Board - Type H				
406-90-PM-X2	Combination Board Type H - Porcelain Steel Whiteboard	4'H x 6'W	102 lbs	\$672.22
408-90-PM-X2	Combination Board Type H - Porcelain Steel Whiteboard	4'H x 8'W	136 lbs	\$813.65
410-90-PM-X2	Combination Board Type H - Porcelain Steel Whiteboard	4'H x 10'W	170 lbs	\$1,115.98
412-90-PM-X2	Combination Board Type H - Porcelain Steel Whiteboard	4'H x 12'W	217 lbs	\$1,209.68
416-90-PM-X2	Combination Board Type H - Porcelain Steel Whiteboard	4'H x 16'W	272 lbs	\$1,586.35



Combo-Rite Boards: Porcelain Steel Whiteboard + Vin-Tak Surface

Modular boards combine porcelain steel markerboard and Vin-Tak tackboard into one durable and versatile unit. Ideal for classrooms, the surfaces can be changed or replaced when worn or damaged, saving time and money.

Magnetic porcelain steel whiteboards are engineered for superior color contrast with dry erase markers. Standard gloss dry erase surface provides superior writability and erasability with no ghosting. Reduced surface light distortion enhances visibility to provide optimum eye comfort.

Fifty year limited warranty on porcelain steel. Ten year limited warranty on tackboard. SCS Indoor Advantage Gold Certified.

Technical Information - Porcelain Steel

- A precisely balanced porcelain enamel ground coat is furnace-fused to both sides of 28-gauge (standard) or 24-gauge (custom) steel.
- The first furnace fuses a ground coat of enamel that is heat-softened at approximately 1450°F. The second furnace firing fuses a coat of enamel to the ground coat enamel.
- Color Fusion ceramic top coat is applied providing the desired surface color. Off-white is standard.
- A fade resistant waterproof resin glue bonds the porcelain to a moisture-resistant core and .005" polyester foil backer sheet.

Technical Information - Vin-Tak

- The 1/16" thick vinyl fabric layer is permanently bonded to a 7/16" thick layer of insulation board.


Standard Includes

- Anodized aluminum trim features easy to use H-channels to attach panels together, also enabling easy disassembly for panel replacement
- Writing surfaces include a full-length tackable map rail with Colored Cork insert
- Writing surfaces include a full-length accessory tray with rubber Dura-Safe® end caps

Options

- Available in multiple standard sizes
- Custom sizing available
- Available with screen printed permanent graphics
- Available with upgraded sheet aluminum backer
- Vinyl available in multiple colors (see p. 17 for swatches)

Part No.	Description	Dimensions	Ship Wt.	Base MSRP
A. Combo-Rite Board - Type C				
506-1C-PM-X2	Combo-Rite Board Type C – Porcelain Steel Whiteboard	5'H x 6'W	102 lbs	\$801.47
508-1C-PM-X2	Combo-Rite Board Type C – Porcelain Steel Whiteboard	5'H x 8'W	136 lbs	\$1,197.61
510-1C-PM-X2	Combo-Rite Board Type C – Porcelain Steel Whiteboard	5'H x 10'W	170 lbs	\$1,672.50
512-1C-PM-X2	Combo-Rite Board Type C – Porcelain Steel Whiteboard	5'H x 12'W	217 lbs	\$1,852.34
516-1C-PM-X2	Combo-Rite Board Type C – Porcelain Steel Whiteboard	5'H x 16'W	272 lbs	\$2,400.92
B. Combo-Rite Board - Type D				
506-4C-PM-X2	Combo-Rite Board Type D – Porcelain Steel Whiteboard	5'H x 6'W	102 lbs	\$1,292.74
508-4C-PM-X2	Combo-Rite Board Type D – Porcelain Steel Whiteboard	5'H x 8'W	136 lbs	\$1,668.45
510-4C-PM-X2	Combo-Rite Board Type D – Porcelain Steel Whiteboard	5'H x 10'W	170 lbs	\$1,809.25
512-4C-PM-X2	Combo-Rite Board Type D – Porcelain Steel Whiteboard	5'H x 12'W	217 lbs	\$1,907.25
516-4C-PM-X2	Combo-Rite Board Type D – Porcelain Steel Whiteboard	5'H x 16'W	272 lbs	\$2,241.32
C. Combo-Rite Board - Type E				
406-6C-PM-X2	Combo-Rite Board Type E – Porcelain Steel Whiteboard	4'H x 6'W	102 lbs	\$837.42
408-6C-PM-X2	Combo-Rite Board Type E – Porcelain Steel Whiteboard	4'H x 8'W	136 lbs	\$938.20
410-6C-PM-X2	Combo-Rite Board Type E – Porcelain Steel Whiteboard	4'H x 10'W	170 lbs	\$1,112.65
412-6C-PM-X2	Combo-Rite Board Type E – Porcelain Steel Whiteboard	4'H x 12'W	217 lbs	\$1,179.10
416-6C-PM-X2	Combo-Rite Board Type E – Porcelain Steel Whiteboard	4'H x 16'W	272 lbs	\$1,582.00
D. Combo-Rite Board - Type F				
408-7C-PM-X2	Combo-Rite Board Type F – Porcelain Steel Whiteboard	4'H x 8'W	136 lbs	\$958.26
410-7C-PM-X2	Combo-Rite Board Type F – Porcelain Steel Whiteboard	4'H x 10'W	170 lbs	\$1,129.36
412-7C-PM-X2	Combo-Rite Board Type F – Porcelain Steel Whiteboard	4'H x 12'W	217 lbs	\$1,320.45
416-7C-PM-X2	Combo-Rite Board Type F – Porcelain Steel Whiteboard	4'H x 16'W	272 lbs	\$1,743.66
E. Combo-Rite Board - Type H				
508-9C-PM-X2	Combo-Rite Board Type H – Porcelain Steel Whiteboard	5'H x 8'W	136 lbs	\$1,269.65
510-9C-PM-X2	Combo-Rite Board Type H – Porcelain Steel Whiteboard	5'H x 10'W	170 lbs	\$1,285.08
512-9C-PM-X2	Combo-Rite Board Type H – Porcelain Steel Whiteboard	5'H x 12'W	217 lbs	\$1,855.19
516-9C-PM-X2	Combo-Rite Board Type H – Porcelain Steel Whiteboard	5'H x 16'W	272 lbs	\$2,000.32



Valu-Tak Tackboard + Aluminum Trim (301AX)

Valu-Tak natural cork surface gives you a traditional tackboard with excellent resiliency and tackability.

Ten year limited warranty. SCS Indoor Advantage Gold Certified.

Technical Information

- Natural cork surface offers excellent resiliency and tack holding properties.
- The cork layer consists of finely grained composition cork produced with .5mm granulated cork and a polyurethane binder.
- The 1/16" thick 100% natural cork layer is permanently bonded to a 7/16" thick layer of insulation board.

Standard Includes

- 1/16" natural cork material over 7/16" insulation board substrate
- Anodized aluminum trim with 7/8" profile and hairline mitered corners

Options

- Available in multiple standard sizes
- Custom sizing available

Part No.	Description	Dimensions	Ship Wt.	Base MSRP
A. Valu-Tak Tackboard - Aluminum Trim				
301AA	Valu-Tak Tackboard - Aluminum Trim	1.5'H x 2'W	3 lbs	\$124.35
301AB	Valu-Tak Tackboard - Aluminum Trim	2'H x 3'W	7 lbs	\$134.13
301AC	Valu-Tak Tackboard - Aluminum Trim	3'H x 4'W	13 lbs	\$195.82
301AD	Valu-Tak Tackboard - Aluminum Trim	4'H x 4'W	20 lbs	\$260.20
301AF	Valu-Tak Tackboard - Aluminum Trim	4'H x 5'W	28 lbs	\$271.50
301AG	Valu-Tak Tackboard - Aluminum Trim	4'H x 6'W	30 lbs	\$278.97
301AH	Valu-Tak Tackboard - Aluminum Trim	4'H x 8'W	38 lbs	\$328.57
301AK	Valu-Tak Tackboard - Aluminum Trim	4'H x 10'W	42 lbs	\$455.05
301AM	Valu-Tak Tackboard - Aluminum Trim	4'H x 12'W	47 lbs	\$475.65



Valu-Tak Tackboard + Presidential Trim (E301PX/-T1)

Valu-Tak natural cork surface gives you a traditional tackboard with excellent resiliency and tackability.

Ten year limited warranty. SCS Indoor Advantage Gold Certified.

Technical Information

- Natural cork surface offers excellent resiliency and tack holding properties.
- The cork layer consists of finely grained composition cork produced with .5mm granulated cork and a polyurethane binder.
- The 1/16" thick 100% natural cork layer is permanently bonded to a 7/16" thick layer of insulation board.


Standard Includes

- 1/16" natural cork material over 7/16" insulation board substrate
- Anodized aluminum trim with injection-molded curved plastic corner pieces

Options

- Available in multiple standard sizes
- Custom sizing available
- Available in silver or black trim

Part No.	Description	Dimensions	Ship Wt.	Base MSRP
A. Valu-Tak Tackboard - Presidential Trim (Silver)				
E301PB	Valu-Tak Tackboard – Presidential Trim (Silver)	2'H x 3'W	7 lbs	\$155.01
E301PC	Valu-Tak Tackboard – Presidential Trim (Silver)	3'H x 4'W	13 lbs	\$198.23
E301PD	Valu-Tak Tackboard – Presidential Trim (Silver)	4'H x 4'W	20 lbs	\$267.10
E301PG	Valu-Tak Tackboard – Presidential Trim (Silver)	4'H x 6'W	30 lbs	\$314.43
E301PH	Valu-Tak Tackboard – Presidential Trim (Silver)	4'H x 8'W	38 lbs	\$352.53
B. Valu-Tak Tackboard - Presidential Trim (Black)				
E301PB-T1	Valu-Tak Tackboard – Presidential Trim (Black)	2'H x 3'W	7 lbs	\$171.39
E301PC-T1	Valu-Tak Tackboard – Presidential Trim (Black)	3'H x 4'W	13 lbs	\$221.10
E301PD-T1	Valu-Tak Tackboard – Presidential Trim (Black)	4'H x 4'W	20 lbs	\$293.15
E301PG-T1	Valu-Tak Tackboard – Presidential Trim (Black)	4'H x 6'W	30 lbs	\$347.04
E301PH-T1	Valu-Tak Tackboard – Presidential Trim (Black)	4'H x 8'W	38 lbs	\$391.70



Valu-Tak Tackboard + Ultra Trim (E3019X/3018X)

Valu-Tak natural cork surface gives you a traditional tackboard with excellent resiliency and tackability.

Ten year limited warranty. SCS Indoor Advantage Gold Certified.

Technical Information

- Natural cork surface offers excellent resiliency and tack holding properties.
- The cork layer consists of finely grained composition cork produced with .5mm granulated cork and a polyurethane binder.
- The 1/16" thick 100% natural cork layer is permanently bonded to a 7/16" thick layer of insulation board.

Standard Includes

- 1/16" natural cork material over 7/16" insulation board substrate
- Anodized aluminum trim with 5/16" profile with plastic corner trim

Options

- Available in multiple standard sizes
- Custom sizing available
- Available in silver or black trim

Part No.	Description	Dimensions	Ship Wt.	Base MSRP
A. Valu-Tak Tackboard - Ultra Trim (Silver)				
E3019B	Valu-Tak Tackboard – Ultra Trim (Silver)	2'H x 3'W	7 lbs	\$148.73
E3019C	Valu-Tak Tackboard – Ultra Trim (Silver)	3'H x 4'W	13 lbs	\$188.49
E3019D	Valu-Tak Tackboard – Ultra Trim (Silver)	4'H x 4'W	20 lbs	\$256.85
E3019G	Valu-Tak Tackboard – Ultra Trim (Silver)	4'H x 6'W	30 lbs	\$282.00
E3019H	Valu-Tak Tackboard – Ultra Trim (Silver)	4'H x 8'W	38 lbs	\$336.65
B. Valu-Tak Tackboard - Ultra Trim (Black)				
3018B	Valu-Tak Tackboard – Ultra Trim (Black)	2'H x 3'W	7 lbs	\$163.45
3018C	Valu-Tak Tackboard – Ultra Trim (Black)	3'H x 4'W	13 lbs	\$213.51
3018D	Valu-Tak Tackboard – Ultra Trim (Black)	4'H x 4'W	20 lbs	\$281.13
3018G	Valu-Tak Tackboard – Ultra Trim (Black)	4'H x 6'W	30 lbs	\$312.59
3018H	Valu-Tak Tackboard – Ultra Trim (Black)	4'H x 8'W	38 lbs	\$373.30



Natural Add-Cork Tackboard + Aluminum Trim (302AX)

Natural Add-Cork surface gives you a traditional tackboard with excellent resiliency and tackability.

Ten year limited warranty. SCS Indoor Advantage Gold Certified.

Technical Information

- Natural cork surface offers excellent resiliency and tack holding properties.
- The cork layer consists of finely grained composition cork produced with .5mm granulated cork and a polyurethane binder.
- The 1/8" thick 100% natural cork layer is permanently bonded to a 3/8" thick layer of rigid and durable substrate.

Standard Includes

- 1/8" natural cork material over 3/8" rigid and durable substrate
- Anodized aluminum trim with 7/8" profile and hairline mitered corners

Options

- Available in multiple standard sizes
- Custom sizing available

Part No.	Description	Dimensions	Ship Wt.	Base MSRP
A. Natural Add-Cork Tackboard - Aluminum Trim				
302AA	Natural Add-Cork Tackboard - Aluminum Trim	1.5'H x 2'W	6 lbs	\$126.26
302AB	Natural Add-Cork Tackboard - Aluminum Trim	2'H x 3'W	12 lbs	\$148.16
302AC	Natural Add-Cork Tackboard - Aluminum Trim	3'H x 4'W	20 lbs	\$203.57
302AD	Natural Add-Cork Tackboard - Aluminum Trim	4'H x 4'W	39 lbs	\$270.53
302AF	Natural Add-Cork Tackboard - Aluminum Trim	4'H x 5'W	46 lbs	\$286.98
302AG	Natural Add-Cork Tackboard - Aluminum Trim	4'H x 6'W	49 lbs	\$294.44
302AH	Natural Add-Cork Tackboard - Aluminum Trim	4'H x 8'W	64 lbs	\$349.20
302AK	Natural Add-Cork Tackboard - Aluminum Trim	4'H x 10'W	71 lbs	\$486.00
302AM	Natural Add-Cork Tackboard - Aluminum Trim	4'H x 12'W	104 lbs	\$506.60



Natural Add-Cork Tackboard + Presidential Trim (302PX)

Natural Add-Cork surface gives you a traditional tackboard with excellent resiliency and tackability.

Ten year limited warranty. SCS Indoor Advantage Gold Certified.

Technical Information

- Natural cork surface offers excellent resiliency and tack holding properties.
- The cork layer consists of finely grained composition cork produced with .5mm granulated cork and a polyurethane binder.
- The 1/8" thick 100% natural cork layer is permanently bonded to a 3/8" thick layer of rigid and durable substrate.

Standard Includes

- 1/8" natural cork material over 3/8" rigid and durable substrate
- Anodized aluminum trim with injection-molded curved plastic corner pieces

Options

- Available in multiple standard sizes
- Custom sizing available

Part No.	Description	Dimensions	Ship Wt.	Base MSRP
A. Natural Add-Cork Tackboard - Presidential Trim (Silver)				
302PB	Natural Add-Cork Tackboard - Presidential Trim (Silver)	2'H x 3'W	12 lbs	\$166.30
302PC	Natural Add-Cork Tackboard - Presidential Trim (Silver)	3'H x 4'W	20 lbs	\$211.62
302PD	Natural Add-Cork Tackboard - Presidential Trim (Silver)	4'H x 4'W	39 lbs	\$277.42
302PG	Natural Add-Cork Tackboard - Presidential Trim (Silver)	4'H x 6'W	49 lbs	\$317.42
302PH	Natural Add-Cork Tackboard - Presidential Trim (Silver)	4'H x 8'W	64 lbs	\$360.62



Natural Cork-Plate Tackboard + Aluminum Trim (303AX)

Natural Cork-Plate surface gives you a traditional tackboard with excellent resiliency and tackability.

Ten year limited warranty. SCS Indoor Advantage Gold Certified.

Technical Information

- Natural cork surface offers excellent resiliency and tack holding properties.
- The cork layer consists of finely grained composition cork produced with .5mm granulated cork and a polyurethane binder.
- The 1/4" thick 100% natural cork layer is permanently bonded to a 1/4" thick layer of rigid and moisture-resistant substrate.

Standard Includes

- 1/4" natural cork material over 1/4" rigid and moisture-resistant substrate
- Anodized aluminum trim with 7/8" profile and hairline mitered corners

Options

- Available in multiple standard sizes
- Custom sizing available

Part No.	Description	Dimensions	Ship Wt.	Base MSRP
A. Natural Cork-Plate Tackboard - Aluminum Trim				
303AA	Natural Cork-Plate Tackboard - Aluminum Trim	1.5'H x 2'W	6 lbs	\$130.38
303AB	Natural Cork-Plate Tackboard - Aluminum Trim	2'H x 3'W	14 lbs	\$156.38
303AC	Natural Cork-Plate Tackboard - Aluminum Trim	3'H x 4'W	22 lbs	\$222.33
303AD	Natural Cork-Plate Tackboard - Aluminum Trim	4'H x 4'W	44 lbs	\$296.28
303AF	Natural Cork-Plate Tackboard - Aluminum Trim	4'H x 5'W	55 lbs	\$332.32
303AG	Natural Cork-Plate Tackboard - Aluminum Trim	4'H x 6'W	66 lbs	\$339.79
303AH	Natural Cork-Plate Tackboard - Aluminum Trim	4'H x 8'W	88 lbs	\$490.56
303AK	Natural Cork-Plate Tackboard - Aluminum Trim	4'H x 10'W	110 lbs	\$620.19
303AM	Natural Cork-Plate Tackboard - Aluminum Trim	4'H x 12'W	140 lbs	\$738.57



Natural Cork-Plate Tackboard + Origin™ Trim (303OX-01/-02/-03)

Natural Cork-Plate surface gives you a traditional tackboard with excellent resiliency and tackability.

Ten year limited warranty. SCS Indoor Advantage Gold Certified.

Technical Information

- Natural cork surface offers excellent resiliency and tack holding properties.
- The cork layer consists of finely grained composition cork produced with .5mm granulated cork and a polyurethane binder.
- The 1/4" thick 100% natural cork layer is permanently bonded to a 1/4" thick layer of rigid and moisture-resistant substrate.

Standard Includes

- 1/4" natural cork material over 1/4" rigid and moisture-resistant substrate
- Anodized aluminum or solid wood trim on top and bottom
- Black anodized aluminum trim on sides
- Joined with black plastic corner pieces

Options

- Available in multiple standard sizes
- Custom sizing available
- Available in silver aluminum, medium oak solid wood, or mahogany solid wood trim

Part No.	Description	Dimensions	Ship Wt.	Base MSRP
A. Natural Cork-Plate Tackboard - Origin Trim (Silver Aluminum)				
303OB-01	Natural Cork-Plate Tackboard - Origin Trim (Aluminum)	2'H x 3'W	14 lbs	\$170.20
303OC-01	Natural Cork-Plate Tackboard - Origin Trim (Aluminum)	3'H x 4'W	22 lbs	\$216.54
303OD-01	Natural Cork-Plate Tackboard - Origin Trim (Aluminum)	4'H x 4'W	44 lbs	\$306.04
303OG-01	Natural Cork-Plate Tackboard - Origin Trim (Aluminum)	4'H x 6'W	66 lbs	\$454.73
303OH-01	Natural Cork-Plate Tackboard - Origin Trim (Aluminum)	4'H x 8'W	88 lbs	\$578.88
B. Natural Cork-Plate Tackboard - Origin Trim (Medium Oak)				
303OB-02	Natural Cork-Plate Tackboard - Origin Trim (Oak)	2'H x 3'W	14 lbs	\$141.83
303OC-02	Natural Cork-Plate Tackboard - Origin Trim (Oak)	3'H x 4'W	22 lbs	\$231.25
303OD-02	Natural Cork-Plate Tackboard - Origin Trim (Oak)	4'H x 4'W	44 lbs	\$306.04
303OG-02	Natural Cork-Plate Tackboard - Origin Trim (Oak)	4'H x 6'W	66 lbs	\$454.73
303OH-02	Natural Cork-Plate Tackboard - Origin Trim (Oak)	4'H x 8'W	88 lbs	\$578.88
C. Natural Cork-Plate Tackboard - Origin Trim (Mahogany)				
303OB-03	Natural Cork-Plate Tackboard - Origin Trim (Mahogany)	2'H x 3'W	14 lbs	\$170.20
303OC-03	Natural Cork-Plate Tackboard - Origin Trim (Mahogany)	3'H x 4'W	22 lbs	\$231.25
303OD-03	Natural Cork-Plate Tackboard - Origin Trim (Mahogany)	4'H x 4'W	44 lbs	\$306.04
303OG-03	Natural Cork-Plate Tackboard - Origin Trim (Mahogany)	4'H x 6'W	66 lbs	\$454.73
303OH-03	Natural Cork-Plate Tackboard - Origin Trim (Mahogany)	4'H x 8'W	88 lbs	\$578.88



Natural Cork Panels & Rolls

Renew or replace any torn or worn board with natural cork panels and rolls. Natural cork is an environmentally responsible and naturally renewable resource. Cork is harvested from a cork tree, stripped with careful cuts that do not harm the inner core of the tree. The cork bark regrows, and this process allows a useful life of more than 150 years for each tree.

Ten year limited warranty. SCS Indoor Advantage Gold Certified. Custom sizes available. Call for details.

Technical Information

- Natural cork surface offers excellent resiliency and tack holding properties.
- Cork layer consists of finely grained composition cork produced with .5mm granulated cork and a polyurethane binder.
- Add-Cork has a 1/8" thick layer of natural cork with a 7/8" thick layer of rigid and durable substrate.
- Cork-Plate has a 1/4" thick layer of natural cork bonded to a 1/4" thick layer of rigid and moisture-resistant substrate.

Options

- 4'H panel or roll size standard
- Custom sizing available
- Natural cork roll is available either cut to size or in precut sizes. Adhesive for rolls sold separately. Please add fiberboard or other appropriate backer to allow for use as tack surface.

Part No.	Description	Dimensions	Ship Wt.	Base MSRP
A. Natural Cork Panels				
302X	Natural Add-Cork Panel – Unframed	per sq. ft.	1 lb	\$8.90
303X	Natural Cork-Plate Panel – Unframed	per sq. ft.	2 lbs	\$12.45
B. Natural Cork Rolls				
NCK406	Natural Cork Roll	4'H x 6'W	9 lbs	\$107.77
NCK408	Natural Cork Roll	4'H x 8'W	12 lbs	\$117.72
NCK412	Natural Cork Roll	4'H x 12'W	18 lbs	\$168.70
NCK424	Natural Cork Roll	4'H x 24'W	36 lbs	\$346.75
NCK4100	Natural Cork Roll	4'H x 100'W	150 lbs	\$1,304.79



Natural Cork Self-Adhesive Skins

Renew or replace any torn or worn board with natural cork self-adhesive skins. Natural cork is an environmentally responsible and naturally renewable resource. Cork is harvested from a cork tree, stripped with careful cuts that do not harm the inner core of the tree. The cork bark regrows, and this process allows a useful life of more than 150 years for each tree.

Ten year limited warranty. SCS Indoor Advantage Gold Certified.

Caution: Self-stick adhesive is intended for resurfacing on an existing board surface and has not been tested for use on other materials.

Technical Information

- Natural cork surface offers excellent resiliency and tack holding properties.
- Cork consists of finely grained composition cork produced with .5mm granulated cork and a polyurethane binder.

Options

- Sold per square foot, 4'H panels standard
- Custom sizing available

Part No.	Description	Dimensions	Ship Wt.	Base MSRP
A. Natural Cork Self-Adhesive Skins				
308J	¼" Natural Cork Self-Adhesive Skins	per sq. ft.	1 lb	\$10.33



Colored Cork Tackboard + Aluminum Trim (322AX)

Colored Cork Tackboards feature colorful and durable Forbo® linoleum, produced from natural and renewable raw materials.

A combination of oxidized linseed oil, rosin and finely ground cork gives this board its flexibility and resilience. This combination results in a product with exceptional durability and a sustainable footprint.

The natural self-sanitizing quality of linoleum inhibits contaminants for a low maintenance board. The surface does not attract dust and has bacteriostatic properties. This makes it a practical solution in classrooms and a hygienic choice in healthcare environments.

Surface is self-healing and colored throughout to ensure colorfastness and eliminate fading. The board material retains its grip and doesn't crumble like traditional soft boards as the tack holes close after extraction of the pins.

Ten year limited warranty. SCS Indoor Advantage Gold Certified.

Technical Information

- Colored Cork surface is made with Forbo® linoleum permanently adhered to a moisture-resistant substrate.
- Colored Cork meets ASTM E-84 (Fuel Contribution) – Class B and NFPA 253 (Critical Radiant Flux) – Class II ratings.
- Not susceptible to build-up of electrostatic charges, is self-healing, and reduces light reflections.
- Resistant to bacteria and to diluted acids, solvents, and other materials.

Standard Includes

- 1/4" Colored Cork material over 1/4" rigid and moisture-resistant substrate
- Anodized aluminum trim with 7/8" profile and hairline mitered corners

Options

- Available in multiple standard sizes
- Available in multiple standard and custom colors (see p. 16 for swatches)
- Custom sizing available

Part No.	Description	Dimensions	Ship Wt.	Base MSRP
A. Colored Cork Tackboard – Aluminum Trim				
322AA	Colored Cork Tackboard – Aluminum Trim	1.5'H x 2'W	6 lbs	\$169.99
322AB	Colored Cork Tackboard – Aluminum Trim	2'H x 3'W	14 lbs	\$238.32
322AC	Colored Cork Tackboard – Aluminum Trim	3'H x 4'W	22 lbs	\$345.14
322AD	Colored Cork Tackboard – Aluminum Trim	4'H x 4'W	44 lbs	\$451.27
322AF	Colored Cork Tackboard – Aluminum Trim	4'H x 5'W	55 lbs	\$611.90
322AG	Colored Cork Tackboard – Aluminum Trim	4'H x 6'W	66 lbs	\$662.99
322AH	Colored Cork Tackboard – Aluminum Trim	4'H x 8'W	88 lbs	\$872.23
322AK	Colored Cork Tackboard – Aluminum Trim	4'H x 10'W	110 lbs	\$1,092.06
322AM	Colored Cork Tackboard – Aluminum Trim	4'H x 12'W	140 lbs	\$1,310.88



Colored Cork Panels

Renew or replace any torn or worn board with Colored Cork panels. Colored Cork features colorful and durable Forbo® linoleum, produced from natural and renewable raw materials.

A combination of oxidized linseed oil, rosin and finely ground cork gives this board its flexibility and resilience. This combination results in a product with exceptional durability and a sustainable footprint.

The natural self-sanitizing quality of linoleum inhibits contaminants for a low maintenance board. The surface does not attract dust and has bacteriostatic properties. This makes it a practical solution in classrooms and a hygienic choice in healthcare environments.

Surface is self-healing and colored throughout to ensure colorfastness and eliminate fading. The board material retains its grip and doesn't crumble like traditional soft boards as the tack holes close after extraction of the pins.

Ten year limited warranty. SCS Indoor Advantage Gold Certified.


Technical Information

- Colored Cork surface is made with Forbo® linoleum permanently adhered to a moisture-resistant substrate.
- Colored Cork meets ASTM E-84 (Fuel Contribution) – Class B and NFPA 253 (Critical Radiant Flux) – Class II ratings.
- Not susceptible to build-up of electrostatic charges, is self-healing, and reduces light reflections.
- Resistant to bacteria and to diluted acids, solvents, and other materials.

Options

- 4'H panel size standard
- Custom sizing available
- Available in multiple standard and custom colors (see p. 16 for swatches)

Part No.	Description	Dimensions	Ship Wt.	Base MSRP
A. Colored Cork Panels				
322X	Colored Cork-Plate Tackboard Material – Unframed	per sq. ft.	2 lbs	\$20.08



Colored Cork Self-Adhesive Skins

Renew or replace any torn or worn board with Colored Cork self-adhesive skins. Colored Cork features colorful and durable Forbo® linoleum, produced from natural and renewable raw materials.

A combination of oxidized linseed oil, rosin and finely ground cork gives this board its flexibility and resilience. This combination results in a product with exceptional durability and a sustainable footprint.

The natural self-sanitizing quality of linoleum inhibits contaminants for a low maintenance board. The surface does not attract dust and has bacteriostatic properties. This makes it a practical solution in classrooms and a hygienic choice in healthcare environments.

Surface is self-healing and colored throughout to ensure colorfastness and eliminate fading. The board material retains its grip and doesn't crumble like traditional soft boards as the tack holes close after extraction of the pins.

Ten year limited warranty. SCS Indoor Advantage Gold Certified.

Caution: Self-stick adhesive is intended for resurfacing on an existing board surface and has not been tested for use on other materials.


Technical Information

- Colored Cork surface is made with Forbo® linoleum permanently adhered to a moisture-resistant substrate.
- Colored Cork meets ASTM E-84 (Fuel Contribution) – Class B and NFPA 253 (Critical Radiant Flux) – Class II ratings.
- Not susceptible to build-up of electrostatic charges, is self-healing, and reduces light reflections.
- Resistant to bacteria and to diluted acids, solvents, and other materials.

Options

- 4'H panel size standard
- Custom sizing available
- Available in multiple standard and custom colors (see p. 16 for swatches)

Part No.	Description	Dimensions	Ship Wt.	Base MSRP
A. Colored Cork Self-Adhesive Skins				
325J	Colored Cork Self-Adhesive Skins	per sq. ft.	1 lb	\$19.27



Vin-Tak Tackboard + Aluminum Trim (311AX)

Fabric-backed vinyl over lightweight substrate makes an economical and attractive tackboard. Easy to clean surface. Vinyl is treated to resist the growth of odor- and stain-causing microbes.

Ten year limited warranty. SCS Indoor Advantage Gold Certified.

Technical Information

- Vinyl tackboards are fade-resistant and are easily cleaned with common detergents and water.
- The vinyl covering meets or exceeds all requirements of Federal Specifications CCCW-408A Quality Standard for Vinyl Coated Fabric Wallcovering CFFA-W-101A, and the Standard Classification of Wallcoverings by Durability Characteristics of ASTM-F-793-82 for the type and category classified, including 24 hour cleanability tests based on ASTM method D1308.
- The vinyl is treated with an antimicrobial to resist the growth of mildew and bacteria.

Standard Includes

- Layer of vinyl fabric over 7/16" insulation board substrate
- Anodized aluminum trim with 7/8" profile and hairline mitered corners

Options

- Available in multiple standard sizes
- Custom sizing available
- Available in multiple standard colors (see p. 17 for swatches)

Part No.	Description	Dimensions	Ship Wt.	Base MSRP
A. Vin-Tak Tackboard - Aluminum Trim				
311AA	Vin-Tak Tackboard - Aluminum Trim	1.5'H x 2'W	4 lbs	\$133.69
311AB	Vin-Tak Tackboard - Aluminum Trim	2'H x 3'W	7 lbs	\$148.70
311AC	Vin-Tak Tackboard - Aluminum Trim	3'H x 4'W	12 lbs	\$200.90
311AD	Vin-Tak Tackboard - Aluminum Trim	4'H x 4'W	22 lbs	\$266.99
311AF	Vin-Tak Tackboard - Aluminum Trim	4'H x 5'W	28 lbs	\$281.67
311AG	Vin-Tak Tackboard - Aluminum Trim	4'H x 6'W	32 lbs	\$289.15
311AH	Vin-Tak Tackboard - Aluminum Trim	4'H x 8'W	41 lbs	\$343.04
311AK	Vin-Tak Tackboard - Aluminum Trim	4'H x 10'W	50 lbs	\$475.40
311AM	Vin-Tak Tackboard - Aluminum Trim	4'H x 12'W	60 lbs	\$495.99



Pebbles Vinyl Tackboard + Presidential Trim (311PX-PV/-T1-PV)

Fabric-backed vinyl over lightweight substrate makes an economical and attractive tackboard. Pebbles Vinyl features an attractive texture to hide pinholes. Easy to clean surface. Vinyl is treated to resist the growth of odor- and stain-causing microbes.

Ten year limited warranty. SCS Indoor Advantage Gold Certified.

Technical Information

- Vinyl tackboards are fade-resistant and are easily cleaned with common detergents and water.
- The vinyl covering meets or exceeds all requirements of Federal Specifications CCCW-408A Quality Standard for Vinyl Coated Fabric Wallcovering CFFA-W-101A, and the Standard Classification of Wallcoverings by Durability Characteristics of ASTM-F-793-82 for the type and category classified, including 24 hour cleanability tests based on ASTM method D1308.
- The vinyl is treated with an antimicrobial to resist the growth of mildew and bacteria.

Standard Includes

- Layer of vinyl fabric over 7/16" insulation board substrate
- Anodized aluminum trim with injection-molded curved plastic corner pieces

Options

- Available in multiple standard sizes
- Custom sizing available
- Available in multiple standard colors (see p. 17 for swatches)
- Trim available in black or silver

Part No.	Description	Dimensions	Ship Wt.	Base MSRP
A. Pebbles Vinyl Tackboard - Presidential Trim (Silver)				
311PB-PV	Pebbles Vinyl Tackboard - Presidential Trim (Silver)	2'H x 3'W	7 lbs	\$158.40
311PC-PV	Pebbles Vinyl Tackboard - Presidential Trim (Silver)	3'H x 4'W	12 lbs	\$205.05
311PD-PV	Pebbles Vinyl Tackboard - Presidential Trim (Silver)	4'H x 4'W	22 lbs	\$276.19
311PG-PV	Pebbles Vinyl Tackboard - Presidential Trim (Silver)	4'H x 6'W	32 lbs	\$328.05
311PH-PV	Pebbles Vinyl Tackboard - Presidential Trim (Silver)	4'H x 8'W	41 lbs	\$387.59
B. Pebbles Vinyl Tackboard - Presidential Trim (Black)				
311PB-T1-PV	Pebbles Vinyl Tackboard - Presidential Trim (Black)	2'H x 3'W	7 lbs	\$174.78
311PC-T1-PV	Pebbles Vinyl Tackboard - Presidential Trim (Black)	3'H x 4'W	12 lbs	\$227.92
311PD-T1-PV	Pebbles Vinyl Tackboard - Presidential Trim (Black)	4'H x 4'W	22 lbs	\$302.23
311PG-T1-PV	Pebbles Vinyl Tackboard - Presidential Trim (Black)	4'H x 6'W	32 lbs	\$360.68
311PH-T1-PV	Pebbles Vinyl Tackboard - Presidential Trim (Black)	4'H x 8'W	41 lbs	\$422.82



Pebbles Vinyl Tackboard + Ultra Trim (3118X-PV/3119X-PV)

Fabric-backed vinyl over lightweight substrate makes an economical and attractive tackboard. Pebbles Vinyl features an attractive texture to hide pinholes. Easy to clean surface. Vinyl is treated to resist the growth of odor- and stain-causing microbes.

Ten year limited warranty. SCS Indoor Advantage Gold Certified.

Technical Information

- Vinyl tackboards are fade-resistant and are easily cleaned with common detergents and water.
- The vinyl covering meets or exceeds all requirements of Federal Specifications CCCW-408A Quality Standard for Vinyl Coated Fabric Wallcovering CFFA-W-101A, and the Standard Classification of Wallcoverings by Durability Characteristics of ASTM-F-793-82 for the type and category classified, including 24 hour cleanability tests based on ASTM method D1308.
- The vinyl is treated with an antimicrobial to resist the growth of mildew and bacteria.


Standard Includes

- Layer of vinyl fabric over 7/16" insulation board substrate
- Anodized aluminum trim with 5/16" profile with plastic corner trim

Options

- Available in multiple standard sizes
- Custom sizing available
- Available in multiple standard colors (see p. 17 for swatches)
- Trim available in black or silver

Part No.	Description	Dimensions	Ship Wt.	Base MSRP
A. Pebbles Vinyl Tackboard - Ultra Trim (Silver)				
3119B-PV	Pebbles Vinyl Tackboard - Ultra Trim (Silver)	2'H x 3'W	7 lbs	\$152.13
3119C-PV	Pebbles Vinyl Tackboard - Ultra Trim (Silver)	3'H x 4'W	12 lbs	\$195.31
3119D-PV	Pebbles Vinyl Tackboard - Ultra Trim (Silver)	4'H x 4'W	22 lbs	\$265.95
3119G-PV	Pebbles Vinyl Tackboard - Ultra Trim (Silver)	4'H x 6'W	32 lbs	\$295.63
3119H-PV	Pebbles Vinyl Tackboard - Ultra Trim (Silver)	4'H x 8'W	41 lbs	\$354.69
B. Pebbles Vinyl Tackboard - Ultra Trim (Black)				
3118B-PV	Pebbles Vinyl Tackboard - Ultra Trim (Black)	2'H x 3'W	7 lbs	\$166.85
3118C-PV	Pebbles Vinyl Tackboard - Ultra Trim (Black)	3'H x 4'W	12 lbs	\$215.80
3118D-PV	Pebbles Vinyl Tackboard - Ultra Trim (Black)	4'H x 4'W	22 lbs	\$290.40
3118G-PV	Pebbles Vinyl Tackboard - Ultra Trim (Black)	4'H x 6'W	32 lbs	\$326.23
3118H-PV	Pebbles Vinyl Tackboard - Ultra Trim (Black)	4'H x 8'W	41 lbs	\$391.34



Vinyl Add-Cork Tackboard + Aluminum Trim (312AX)

Fabric-backed vinyl over lightweight substrate makes an economical and attractive tackboard. Easy to clean surface. Vinyl is treated to resist the growth of odor- and stain-causing microbes.

Ten year limited warranty. SCS Indoor Advantage Gold Certified.

Technical Information

- Vinyl tackboards are fade-resistant and are easily cleaned with common detergents and water.
- The vinyl covering meets or exceeds all requirements of Federal Specifications CCCW-408A Quality Standard for Vinyl Coated Fabric Wallcovering CFFA-W-101A, and the Standard Classification of Wallcoverings by Durability Characteristics of ASTM-F-793-82 for the type and category classified, including 24 hour cleanability tests based on ASTM method D1308.
- The vinyl is treated with an antimicrobial to resist the growth of mildew and bacteria.

Standard Includes

- Layer of vinyl fabric adhered to 1/8" natural cork surface over a 3/8" rigid and durable substrate
- Anodized aluminum trim with 7/8" profile and hairline mitered corners

Options

- Available in multiple standard sizes
- Custom sizing available
- Available in multiple standard colors (see p. 17 for swatches)

Part No.	Description	Dimensions	Ship Wt.	Base MSRP
A. Vinyl Add-Cork Tackboard - Aluminum Trim				
312AA	Vinyl Add-Cork Tackboard - Aluminum Trim	1.5'H x 2'W	6 lbs	\$154.22
312AB	Vinyl Add-Cork Tackboard - Aluminum Trim	2'H x 3'W	12 lbs	\$178.68
312AC	Vinyl Add-Cork Tackboard - Aluminum Trim	3'H x 4'W	20 lbs	\$239.32
312AD	Vinyl Add-Cork Tackboard - Aluminum Trim	4'H x 4'W	39 lbs	\$309.74
312AF	Vinyl Add-Cork Tackboard - Aluminum Trim	4'H x 5'W	46 lbs	\$332.20
312AG	Vinyl Add-Cork Tackboard - Aluminum Trim	4'H x 6'W	49 lbs	\$340.66
312AH	Vinyl Add-Cork Tackboard - Aluminum Trim	4'H x 8'W	64 lbs	\$438.27
312AK	Vinyl Add-Cork Tackboard - Aluminum Trim	4'H x 10'W	71 lbs	\$554.13
312AM	Vinyl Add-Cork Tackboard - Aluminum Trim	4'H x 12'W	104 lbs	\$659.34



Vinyl Cork-Plate Tackboard + Aluminum Trim (313AX)

Fabric-backed vinyl over lightweight substrate makes an economical and attractive tackboard. Easy to clean surface. Vinyl is treated to resist the growth of odor- and stain-causing microbes.

Ten year limited warranty. SCS Indoor Advantage Gold Certified.

Technical Information

- Vinyl tackboards are fade-resistant and are easily cleaned with common detergents and water.
- The vinyl covering meets or exceeds all requirements of Federal Specifications CCCW-408A Quality Standard for Vinyl Coated Fabric Wallcovering CFFA-W-101A, and the Standard Classification of Wallcoverings by Durability Characteristics of ASTM-F-793-82 for the type and category classified, including 24 hour cleanability tests based on ASTM method D1308.
- The vinyl is treated with an antimicrobial to resist the growth of mildew and bacteria.

Standard Includes

- Layer of vinyl fabric adhered to 1/4" natural cork surface over a 1/4" rigid and moisture-resistant substrate
- Anodized aluminum trim with 7/8" profile and hairline mitered corners

Options

- Available in multiple standard sizes
- Custom sizing available
- Available in multiple standard colors (see p. 17 for swatches)

Part No.	Description	Dimensions	Ship Wt.	Base MSRP
A. Vinyl Cork-Plate Tackboard - Aluminum Trim				
313AA	Vinyl Cork-Plate Tackboard - Aluminum Trim	1.5'H x 2'W	6 lbs	\$166.81
313AB	Vinyl Cork-Plate Tackboard - Aluminum Trim	2'H x 3'W	14 lbs	\$195.85
313AC	Vinyl Cork-Plate Tackboard - Aluminum Trim	3'H x 4'W	22 lbs	\$267.86
313AD	Vinyl Cork-Plate Tackboard - Aluminum Trim	4'H x 4'W	44 lbs	\$347.65
313AF	Vinyl Cork-Plate Tackboard - Aluminum Trim	4'H x 5'W	55 lbs	\$417.46
313AG	Vinyl Cork-Plate Tackboard - Aluminum Trim	4'H x 6'W	66 lbs	\$451.14
313AH	Vinyl Cork-Plate Tackboard - Aluminum Trim	4'H x 8'W	88 lbs	\$593.40
313AK	Vinyl Cork-Plate Tackboard - Aluminum Trim	4'H x 10'W	110 lbs	\$747.82
313AM	Vinyl Cork-Plate Tackboard - Aluminum Trim	4'H x 12'W	140 lbs	\$892.24



Vinyl Tackboard Panels

Renew or replace any torn or worn board with vinyl covered tackboard panels. Fabric-backed vinyl over lightweight substrate makes an economical and attractive tackboard. Easy to clean surface. Vinyl is treated to resist the growth of odor- and stain-causing microbes.

Ten year limited warranty. SCS Indoor Advantage Gold Certified.


Technical Information

- Vinyl tackboards are fade-resistant and are easily cleaned with common detergents and water.
- The vinyl covering meets or exceeds all requirements of Federal Specifications CCCW-408A Quality Standard for Vinyl Coated Fabric Wallcovering CFFA-W-101A, and the Standard Classification of Wallcoverings by Durability Characteristics of ASTM-F-793-82 for the type and category classified, including 24 hour cleanability tests based on ASTM method D1308.
- The vinyl is treated with an antimicrobial to resist the growth of mildew and bacteria.
- Natural cork surface offers excellent resiliency and tack holding properties.
- Cork layer consists of finely grained composition cork produced with .5mm granulated cork and a polyurethane binder.
- Add-Cork has a 1/8" thick layer of natural cork with a 7/8" thick layer of rigid and durable substrate.
- Cork-Plate has a 1/4" thick layer of natural cork bonded to a 1/4" thick layer of rigid and moisture-resistant substrate.

Options

- 4'H panel size standard
- Custom sizing available
- Available in Vin-Tak, Vinyl Covered Add-Cork, or Vinyl Covered Cork-Plate materials
- Vin-Tak material available with cut edge or wrapped edge
- Available in multiple standard colors (see p. 17 for swatches)

Part No.	Description	Dimensions	Ship Wt.	Base MSRP
A. Vinyl Tackboard Panels				
311X	Vin-Tak Tackboard Unframed – Cut Edge	per sq. ft.	1 lb	\$8.68
314E	Vin-Tak Tackboard Unframed – Wrapped Edge	per sq. ft.	1 lb	\$8.95
312X	Vinyl Covered Add-Cork Unframed – Cut Edge	per sq. ft.	1 lb	\$10.57
313X	Vinyl Covered Cork-Plate Unframed – Cut Edge	per sq. ft.	2 lbs	\$12.95



Fab-Tak Tackboard + Aluminum Trim (331AX)

Durable and non-fraying fabric over a lightweight tackable substrate creates an economical and attractive tackboard. Polyolefin fabric is washable and unaffected by most common household chemicals, salts, and cleansers. Fabric is also treated to resist the growth of stain- and odor-causing microbes, and is available in three colors.

Ten year limited warranty. SCS Indoor Advantage Gold Certified.

Technical Information

- Fabric consists of 100% woven Polyolefin with a latex backing.
- Tested by an independent laboratory against standards for upholstery fabrics set by the National Association of Furniture Manufacturers.
- Washable and unaffected by most household chemicals, salts, and cleansers.
- Vacuuming or light brushing is recommended to prevent dust and soil build up.

Standard Includes

- Layer of polyolefin fabric over 7/16" insulation board substrate
- Anodized aluminum trim with 7/8" profile and hairline mitered corners

Options

- Available in multiple standard sizes
- Custom sizing available
- Available in multiple standard colors (see p. 17 for swatches)

Part No.	Description	Dimensions	Ship Wt.	Base MSRP
A. Fab-Tak Tackboard - Aluminum Trim				
331AA	Fab-Tak Tackboard - Aluminum Trim	1.5'H x 2'W	5 lbs	\$149.82
331AB	Fab-Tak Tackboard - Aluminum Trim	2'H x 3'W	14 lbs	\$169.92
331AC	Fab-Tak Tackboard - Aluminum Trim	3'H x 4'W	22 lbs	\$221.72
331AD	Fab-Tak Tackboard - Aluminum Trim	4'H x 4'W	41 lbs	\$286.29
331AF	Fab-Tak Tackboard - Aluminum Trim	4'H x 5'W	48 lbs	\$317.94
331AG	Fab-Tak Tackboard - Aluminum Trim	4'H x 6'W	52 lbs	\$323.87
331AH	Fab-Tak Tackboard - Aluminum Trim	4'H x 8'W	63 lbs	\$422.80
331AK	Fab-Tak Tackboard - Aluminum Trim	4'H x 10'W	75 lbs	\$558.46
331AM	Fab-Tak Tackboard - Aluminum Trim	4'H x 12'W	110 lbs	\$664.92



Fabric Add-Cork Tackboard + Aluminum Trim (332AX)

Durable and non-fraying fabric over a lightweight tackable substrate creates an economical and attractive tackboard. Polyolefin fabric is washable and unaffected by most common household chemicals, salts, and cleansers. Fabric is also treated to resist the growth of stain- and odor-causing microbes, and is available in three colors.

Ten year limited warranty. SCS Indoor Advantage Gold Certified.

Technical Information

- Fabric consists of 100% woven Polyolefin with a latex backing.
- Tested by an independent laboratory against standards for upholstery fabrics set by the National Association of Furniture Manufacturers.
- Washable and unaffected by most household chemicals, salts, and cleansers.
- Vacuuming or light brushing is recommended to prevent dust and soil build up.

Standard Includes

- Layer of polyolefin fabric adhered to 1/8" natural cork surface over a 3/8" rigid and durable substrate
- Anodized aluminum trim with 7/8" profile and hairline mitered corners

Options

- Available in multiple standard sizes
- Custom sizing available
- Available in multiple standard colors (see p. 17 for swatches)

Part No.	Description	Dimensions	Ship Wt.	Base MSRP
A. Fabric Add-Cork Tackboard - Aluminum Trim				
332AA	Fabric Add-Cork Tackboard - Aluminum Trim	1.5'H x 2'W	6 lbs	\$154.80
332AB	Fabric Add-Cork Tackboard - Aluminum Trim	2'H x 3'W	12 lbs	\$182.62
332AC	Fabric Add-Cork Tackboard - Aluminum Trim	3'H x 4'W	20 lbs	\$241.59
332AD	Fabric Add-Cork Tackboard - Aluminum Trim	4'H x 4'W	39 lbs	\$312.80
332AF	Fabric Add-Cork Tackboard - Aluminum Trim	4'H x 5'W	46 lbs	\$332.22
332AG	Fabric Add-Cork Tackboard - Aluminum Trim	4'H x 6'W	49 lbs	\$345.24
332AH	Fabric Add-Cork Tackboard - Aluminum Trim	4'H x 8'W	64 lbs	\$422.80
332AK	Fabric Add-Cork Tackboard - Aluminum Trim	4'H x 10'W	71 lbs	\$558.46
332AM	Fabric Add-Cork Tackboard - Aluminum Trim	4'H x 12'W	104 lbs	\$664.92



Fabric Cork-Plate Tackboard + Aluminum Trim (333AX)

Durable and non-fraying fabric over a lightweight tackable substrate creates an economical and attractive tackboard. Polyolefin fabric is washable and unaffected by most common household chemicals, salts, and cleansers. Fabric is also treated to resist the growth of stain- and odor-causing microbes, and is available in three colors.

Ten year limited warranty. SCS Indoor Advantage Gold Certified.

Technical Information

- Fabric consists of 100% woven Polyolefin with a latex backing.
- Tested by an independent laboratory against standards for upholstery fabrics set by the National Association of Furniture Manufacturers.
- Washable and unaffected by most household chemicals, salts, and cleansers.
- Vacuuming or light brushing is recommended to prevent dust and soil build up.


Standard Includes

- Layer of polyolefin fabric adhered to 1/4" natural cork surface over a 1/4" rigid and moisture-resistant substrate
- Anodized aluminum trim with 7/8" profile and hairline mitered corners

Options

- Available in multiple standard sizes
- Custom sizing available
- Available in multiple standard colors (see p. 17 for swatches)

Part No.	Description	Dimensions	Ship Wt.	Base MSRP
A. Fabric Cork-Plate Tackboard – Aluminum Trim				
333AA	Fabric Cork-Plate Tackboard – Aluminum Trim	1.5'H x 2'W	6 lbs	\$168.29
333AB	Fabric Cork-Plate Tackboard – Aluminum Trim	2'H x 3'W	14 lbs	\$203.75
333AC	Fabric Cork-Plate Tackboard – Aluminum Trim	3'H x 4'W	22 lbs	\$300.73
333AD	Fabric Cork-Plate Tackboard – Aluminum Trim	4'H x 4'W	44 lbs	\$392.84
333AF	Fabric Cork-Plate Tackboard – Aluminum Trim	4'H x 5'W	55 lbs	\$530.30
333AG	Fabric Cork-Plate Tackboard – Aluminum Trim	4'H x 6'W	66 lbs	\$579.26
333AH	Fabric Cork-Plate Tackboard – Aluminum Trim	4'H x 8'W	88 lbs	\$758.28
333AK	Fabric Cork-Plate Tackboard – Aluminum Trim	4'H x 10'W	110 lbs	\$977.11
333AM	Fabric Cork-Plate Tackboard – Aluminum Trim	4'H x 12'W	140 lbs	\$1,168.52



Fabric Tackboard Panels

Renew or replace any torn or worn board with fabric covered tackboard panels. Durable and non-fraying fabric over a lightweight tackable substrate creates an economical and attractive tackboard. Polyolefin fabric is washable and unaffected by most common household chemicals, salts, and cleansers. Fabric is also treated to resist the growth of stain- and odor-causing microbes, and is available in three colors.

Ten year limited warranty. SCS Indoor Advantage Gold Certified.

Technical Information

- Fabric consists of 100% woven Polyolefin with a latex backing.
- Tested by an independent laboratory against standards for upholstery fabrics set by the National Association of Furniture Manufacturers.
- Washable and unaffected by most household chemicals, salts, and cleansers.
- Vacuuming or light brushing is recommended to prevent dust and soil build up.
- Natural cork surface offers excellent resiliency and tack holding properties.
- Cork layer consists of finely grained composition cork produced with .5mm granulated cork and a polyurethane binder.
- Add-Cork has a 1/8" thick layer of natural cork with a 7/8" thick layer of rigid and durable substrate.
- Cork-Plate has a 1/4" thick layer of natural cork bonded to a 1/4" thick layer of rigid and moisture-resistant substrate.

Options

- 4H panel size standard
- Custom sizing available
- Available in Fab-Tak, Fabric Covered Add-Cork, or Fabric Covered Cork-Plate materials
- Fab-Tak material available with cut edge or wrapped edge
- Available in multiple standard colors (see p. 17 for swatches)

Part No.	Description	Dimensions	Ship Wt.	Base MSRP
A. Fabric Tackboard Panels				
331X	Fab-Tak Tackboard Unframed – Cut Edge	per sq. ft.	1 lb	\$9.54
334E	Fab-Tak Tackboard Unframed – Wrapped Edge	per sq. ft.	1 lb	\$9.83
332X	Fabric Covered Add-Cork Unframed – Cut Edge	per sq. ft.	1 lb	\$13.13
333X	Fabric Covered Cork-Plate Unframed – Cut Edge	per sq. ft.	2 lbs	\$18.10



Rubber-Tak® Tackboard + Aluminum Trim (321AX)

Rubber-Tak® tackboards are made with a recycled and virtually indestructible rubber surface, providing superior resilience and self-healing qualities. Rubber naturally resists most chemicals and stain and odor-causing microbes, and is easy to clean and maintain.

Rubber-Tak® is an ideal choice for classrooms, hallways, auditoriums, gymnasiums and fitness areas, industrial spaces, and other high traffic areas, offering excellent sound and shock absorbency.

Fifty year limited warranty. SCS Indoor Advantage Gold Certified.

Technical Information

- Made with recycled and virtually indestructible rubber surface

Standard Includes

- 1/16" layer of rubber material over 7/16" insulation board substrate
- Anodized aluminum trim with 7/8" profile and hairline mitered corners

Options

- Available in multiple standard sizes
- Custom sizing available
- Available in multiple standard colors (see p. 17 for swatches)

Part No.	Description	Dimensions	Ship Wt.	Base MSRP
A. Rubber-Tak Tackboard - Aluminum Trim				
321AA	Rubber-Tak Tackboard - Aluminum Trim	15'H x 2'W	5 lbs	\$126.87
321AB	Rubber-Tak Tackboard - Aluminum Trim	2'H x 3'W	10 lbs	\$149.57
321AC	Rubber-Tak Tackboard - Aluminum Trim	3'H x 4'W	17 lbs	\$206.53
321AD	Rubber-Tak Tackboard - Aluminum Trim	4'H x 4'W	42 lbs	\$274.57
321AF	Rubber-Tak Tackboard - Aluminum Trim	4'H x 5'W	50 lbs	\$300.31
321AG	Rubber-Tak Tackboard - Aluminum Trim	4'H x 6'W	54 lbs	\$310.94
321AH	Rubber-Tak Tackboard - Aluminum Trim	4'H x 8'W	66 lbs	\$370.58
321AK	Rubber-Tak Tackboard - Aluminum Trim	4'H x 10'W	79 lbs	\$447.98
321AM	Rubber-Tak Tackboard - Aluminum Trim	4'H x 12'W	114 lbs	\$525.97

DISCONTINUED: Available while supplies last!



Rubber-Tak® Tackboard + Euro® Trim (321RX)

Rubber-Tak® tackboards are made with a recycled and virtually indestructible rubber surface, providing superior resilience and self-healing qualities. Rubber naturally resists most chemicals and stain and odor-causing microbes, and is easy to clean and maintain.

Rubber-Tak® is an ideal choice for classrooms, hallways, auditoriums, gymnasiums and fitness areas, industrial spaces, and other high traffic areas, offering excellent sound and shock absorbency.

Fifty year limited warranty. SCS Indoor Advantage Gold Certified.

Technical Information

- Made with recycled and virtually indestructible rubber surface

Standard Includes

- 1/16" layer of rubber material over 7/16" insulation board substrate
- Extruded anodized aluminum joined with injection molded curved corner pieces

Options

- Available in multiple standard sizes
- Custom sizing available
- Available in multiple standard colors (see p. 17 for swatches)

Part No.	Description	Dimensions	Ship Wt.	Base MSRP
A. Rubber-Tak Tackboard - Euro Trim				
321RA	Rubber-Tak Tackboard - Euro Trim	1.5'H x 2'W	5 lbs	\$134.34
321RB	Rubber-Tak Tackboard - Euro Trim	2'H x 3'W	10 lbs	\$156.49
321RC	Rubber-Tak Tackboard - Euro Trim	3'H x 4'W	17 lbs	\$203.57
321RD	Rubber-Tak Tackboard - Euro Trim	4'H x 4'W	42 lbs	\$275.28
321RF	Rubber-Tak Tackboard - Euro Trim	4'H x 5'W	50 lbs	\$328.03
321RG	Rubber-Tak Tackboard - Euro Trim	4'H x 6'W	54 lbs	\$332.78
321RH	Rubber-Tak Tackboard - Euro Trim	4'H x 8'W	66 lbs	\$374.24
321RK	Rubber-Tak Tackboard - Euro Trim	4'H x 10'W	79 lbs	\$514.40
321RM	Rubber-Tak Tackboard - Euro Trim	4'H x 12'W	114 lbs	\$525.97

DISCONTINUED: Available while supplies last!



Rubber-Tak® Tackboard + Presidential Trim (321PX/-T1)

Rubber-Tak® tackboards are made with a recycled and virtually indestructible rubber surface, providing superior resilience and self-healing qualities. Rubber naturally resists most chemicals and stain and odor-causing microbes, and is easy to clean and maintain.

Rubber-Tak® is an ideal choice for classrooms, hallways, auditoriums, gymnasiums and fitness areas, industrial spaces, and other high traffic areas, offering excellent sound and shock absorbency.

Fifty year limited warranty. SCS Indoor Advantage Gold Certified.

Technical Information

- Made with recycled and virtually indestructible rubber surface

Standard Includes


- 1/16" layer of rubber material over 7/16" insulation board substrate
- Anodized aluminum trim with injection-molded curved plastic corner pieces

Options

- Available in multiple standard sizes
- Custom sizing available
- Available in multiple standard colors (see p. 17 for swatches)

Part No.	Description	Dimensions	Ship Wt.	Base MSRP
A. Rubber-Tak Tackboard - Presidential Trim (Silver)				
321PB	Rubber-Tak Tackboard - Presidential Trim (Silver)	2'H x 3'W	10 lbs	\$160.02
321PC	Rubber-Tak Tackboard - Presidential Trim (Silver)	3'H x 4'W	17 lbs	\$208.69
321PD	Rubber-Tak Tackboard - Presidential Trim (Silver)	4'H x 4'W	42 lbs	\$281.20
321PG	Rubber-Tak Tackboard - Presidential Trim (Silver)	4'H x 6'W	54 lbs	\$339.30
321PH	Rubber-Tak Tackboard - Presidential Trim (Silver)	4'H x 8'W	66 lbs	\$405.16
B. Rubber-Tak Tackboard - Presidential Trim (Black)				
321PB-T1	Rubber-Tak Tackboard - Presidential Trim (Black)	2'H x 3'W	10 lbs	\$176.41
321PC-T1	Rubber-Tak Tackboard - Presidential Trim (Black)	3'H x 4'W	17 lbs	\$231.56
321PD-T1	Rubber-Tak Tackboard - Presidential Trim (Black)	4'H x 4'W	42 lbs	\$307.25
321PG-T1	Rubber-Tak Tackboard - Presidential Trim (Black)	4'H x 6'W	54 lbs	\$368.00
321PH-T1	Rubber-Tak Tackboard - Presidential Trim (Black)	4'H x 8'W	66 lbs	\$419.91

DISCONTINUED: Available while supplies last!



Rubber-Tak® Tackboard + Ultra Trim (3218X/3219X)

Rubber-Tak® tackboards are made with a recycled and virtually indestructible rubber surface, providing superior resilience and self-healing qualities. Rubber naturally resists most chemicals and stain and odor-causing microbes, and is easy to clean and maintain.

Rubber-Tak® is an ideal choice for classrooms, hallways, auditoriums, gymnasiums and fitness areas, industrial spaces, and other high traffic areas, offering excellent sound and shock absorbency.

Fifty year limited warranty. SCS Indoor Advantage Gold Certified.

Technical Information

- Made with recycled and virtually indestructible rubber surface

Standard Includes


- 1/16" layer of rubber material over 7/16" insulation board substrate
- Anodized aluminum trim with 5/16" profile with plastic corner trim

Options

- Available in multiple standard sizes
- Custom sizing available
- Available in multiple standard colors (see p. 17 for swatches)

Part No.	Description	Dimensions	Ship Wt.	Base MSRP
A. Rubber-Tak Tackboard - Ultra Trim (Silver)				
3219B	Rubber-Tak Tackboard - Ultra Trim (Silver)	2'H x 3'W	10 lbs	\$153.75
3219C	Rubber-Tak Tackboard - Ultra Trim (Silver)	3'H x 4'W	17 lbs	\$198.95
3219D	Rubber-Tak Tackboard - Ultra Trim (Silver)	4'H x 4'W	42 lbs	\$270.96
3219G	Rubber-Tak Tackboard - Ultra Trim (Silver)	4'H x 6'W	54 lbs	\$338.23
3219H	Rubber-Tak Tackboard - Ultra Trim (Silver)	4'H x 8'W	66 lbs	\$401.04
B. Rubber-Tak Tackboard - Ultra Trim (Black)				
3218B	Rubber-Tak Tackboard - Ultra Trim (Black)	2'H x 3'W	10 lbs	\$168.47
3218C	Rubber-Tak Tackboard - Ultra Trim (Black)	3'H x 4'W	17 lbs	\$219.44
3218D	Rubber-Tak Tackboard - Ultra Trim (Black)	4'H x 4'W	42 lbs	\$295.41
3218G	Rubber-Tak Tackboard - Ultra Trim (Black)	4'H x 6'W	54 lbs	\$338.23
3218H	Rubber-Tak Tackboard - Ultra Trim (Black)	4'H x 8'W	66 lbs	\$401.04

DISCONTINUED: Available while supplies last!



Rubber-Tak® Self-Adhesive Skins

Rubber-Tak® Self-Adhesive Skins are made with a recycled and virtually indestructible rubber, providing superior resilience and self-healing qualities. Rubber naturally resists most chemicals and stain- and odor-causing microbes, and is easy to clean and maintain.

Rubber-Tak® is an ideal choice for classrooms, hallways, auditoriums, gymnasiums and fitness areas, industrial spaces, and other high traffic areas, offering excellent sound and shock absorbency.

Fifty year limited warranty. SCS Indoor Advantage Gold Certified.

Caution: Self-stick adhesive is intended for resurfacing on an existing board surface and has not been tested for use on other materials.

Technical Information

- Made with recycled and virtually indestructible rubber surface

Standard Includes


- Rubber layer backed with a peel and stick self-adhesive material

Options

- Sold per square foot. 4'H skins standard.
- Custom sizing available
- Available in multiple standard colors (see p. 17 for swatches)

Part No.	Description	Dimensions	Ship Wt.	Base MSRP
A. Rubber-Tak Self-Adhesive Skins				
327J	Rubber-Tak Self-Adhesive Skins	per sq. ft.	1 lb	\$15.63

DISCONTINUED: Available while supplies last!



Map Rails + Accessories

Durable map rails turn any empty wall space into instant display space. Available in 1" or 2" high rails with an ash colored cork tackable insert. Extrusion is anodized aluminum.

Sold in sets of six. Hook clips, flag holders, map winders, and end stops available separately.

SCS Indoor Advantage Gold Certified.

Standard Includes

- Anodized aluminum extrusion with tackable Colored Cork insert
- Sold in sets of six

Options

- Multiple standard sizes available
- Custom sizing available
- Accessory options available

Part No.	Description	Dimensions	Ship Wt.	Base MSRP
A. Map Rails - 1"				
522D	1" Map Rail (set of 6)	1"H x 48"W	6 lbs	\$106.01
522G	1" Map Rail (set of 6)	1"H x 72"W	8 lbs	\$150.61
522H	1" Map Rail (set of 6)	1"H x 96"W	10 lbs	\$195.15
522K	1" Map Rail (set of 6)	1"H x 120"W	14 lbs	\$221.40
522M	1" Map Rail (set of 6)	1"H x 144"W	18 lbs	\$257.93
B. Map Rails - 2"				
523D	2" Map Rail (set of 6)	2"H x 48"W	8 lbs	\$169.46
523G	2" Map Rail (set of 6)	2"H x 72"W	14 lbs	\$238.62
523H	2" Map Rail (set of 6)	2"H x 96"W	18 lbs	\$312.54
523K	2" Map Rail (set of 6)	2"H x 120"W	22 lbs	\$383.77
523M	2" Map Rail (set of 6)	2"H x 144"W	33 lbs	\$452.21
C. Map Rail Accessories - 1"				
510	1" Hook Clip (1)		1 lb	\$4.50
512	1" Flag Holder (1)		1 lb	\$7.85
514	1" Map Winders (2)		1 lb	\$17.80
516	1" End Stops (2)		1 lb	\$6.55
D. Map Rail Accessories - 2"				
511	2" Hook Clip (1)		1 lb	\$5.10
513	2" Flag Holder (1)		1 lb	\$8.40
515	2" Map Winders (2)		1 lb	\$18.10
517	2" End Stops (2)		1 lb	\$6.90



Best-Bite® Tackless Paper Holders

Best-Bite® tackless paper holders are an innovative and safe way to display documents, posters or pictures without leaving unsightly and damaging holes.

Unique roller system provides a secure hold and quick release. Simply push in and lift out.

Sold in a set of six.

Ten year limited warranty. SCS Indoor Advantage Gold Certified.

Part No.	Description	Dimensions	Ship Wt.	Base MSRP
A. Best-Bite Tackless Paper Holders				
505-2	Best-Bite Tackless Paper Holders (set of 6)	24"W	5 lbs	\$158.65

DISCONTINUED: Available while supplies last!



Tack-Bite Display Rail

Tack-Bite paper holders are an innovative and safe way to display documents, posters or pictures.

Features a unique roller system to provide a secure hold and quick release on papers without any damage. Simply push in and lift out.

Includes a natural cork tackable insert for even more versatility.

Ten year limited warranty. SCS Indoor Advantage Gold Certified.

Standard Includes

- Aluminum extrusion with natural cork tackable insert
- Roller system to hold documents without tacks
- Sold in sets of six

Options

- Multiple standard sizes available
- Custom sizing available
- Accessory options available (see p. 84)

Part No.	Description	Dimensions	Ship Wt.	Base MSRP
A. Tack-Bite Display Rail				
504-0	Tack-Bite Display Rail (set of 6)	7"W	2 lbs	\$89.23
504-1	Tack-Bite Display Rail (set of 6)	12"W	4 lbs	\$122.05
504-2	Tack-Bite Display Rail (set of 6)	24"W	5 lbs	\$223.10
504-3	Tack-Bite Display Rail (set of 6)	36"W	7 lbs	\$283.46
504-4	Tack-Bite Display Rail (set of 6)	48"W	10 lbs	\$372.70
504-6	Tack-Bite Display Rail (set of 6)	72"W	12 lbs	\$511.82
504-8	Tack-Bite Display Rail (set of 4)	96"W	13 lbs	\$494.76



Bulletin Bars

Bulletin Bars consists of a tackable natural cork strip encased in a 1" satin aluminum extrusion. Available in a variety of lengths, bars are sold in packages of 12 with a set of 40 push pins.

SCS Indoor Advantage Gold Certified.

Standard Includes

- 1" anodized satin aluminum extrusion with Colored Cork tackable insert
- Sold in sets of 12
- Includes set of 40 push pins

Options

- Multiple standard sizes available
- Custom sizing available

Part No.	Description	Dimensions	Ship Wt.	Base MSRP
A. Bulletin Bars				
558-1	Bulletin Bars (set of 12) – Colored Cork	1"H x 12"W	3 lbs	\$105.37
558-2	Bulletin Bars (set of 12) – Colored Cork	1"H x 24"W	5 lbs	\$182.34
558-3	Bulletin Bars (set of 12) – Colored Cork	1"H x 36"W	8 lbs	\$228.24
558-4	Bulletin Bars (set of 12) – Colored Cork	1"H x 48"W	10 lbs	\$262.55



Cork Strips

Cork Strips turn any blank wall into instant display space. Sold in sets of six. Comes with free set of push pins.

SCS Indoor Advantage Gold Certified.

Standard Includes

- 1-3/4"H strip of 1/4" natural cork laminated to 1/4" hardboard
- Sold in sets of six
- Includes set of push pins

Options

- Standard in 4' length
- Custom sizing available

Part No.	Description	Dimensions	Ship Wt.	Base MSRP
A. Cork Strips				
508	Cork Strips (set of 6)	1.8"H x 48"W	5 lbs	\$91.44



Rubber-Tak® Strips

Rubber-Tak® Tackstrips are made from recycled rubber for a durable tack surface. Self-adhesive tackstrips mount anywhere for instant display space.

SCS Indoor Advantage Gold Certified.

Standard Includes

- 1-5/8"H strip of 1/4" thick recycled rubber
- Sold in sets of six

Options

- Multiple standard sizes available
- Custom sizing available
- Multiple colors available (see p. 17 for swatches)

Part No.	Description	Dimensions	Ship Wt.	Base MSRP
A. Rubber-Tak Strips				
309S2	Rubber-Tak Strips (set of 6)	1.6"H x 24"W	5 lbs	\$71.41
309S4	Rubber-Tak Strips (set of 6)	1.6"H x 48"W	10 lbs	\$134.27
309S6	Rubber-Tak Strips (set of 6)	1.6"H x 72"W	15 lbs	\$201.37
309S8	Rubber-Tak Strips (set of 6)	1.6"H x 96"W	20 lbs	\$265.02

DISCONTINUED: Available while supplies last!



Tackboard Display Rail

Tackboard Display Rails turn any blank wall into instant display space. Ideal for hanging artwork, posters, maps, or other information.

Ten year limited warranty. SCS Indoor Advantage Gold Certified.

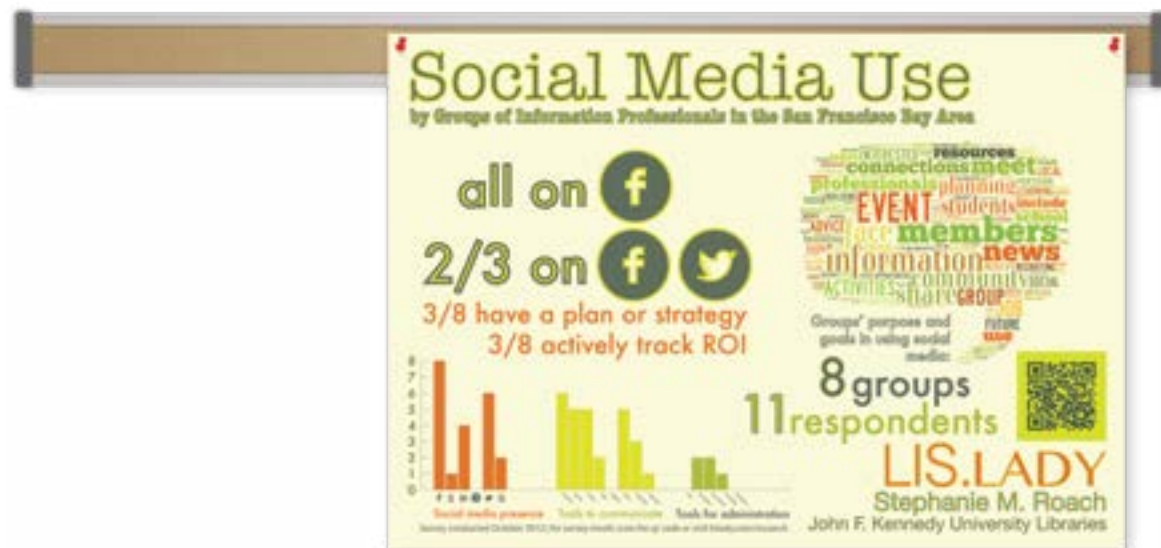
Standard Includes

- 3"H tackable rail trimmed in anodized aluminum with hairline corners
- Plastic end caps

Options

- Available finished in natural cork or vinyl
- Available in multiple standard sizes
- Custom sizing available
- Multiple colors of vinyl available (see p. 17 for swatches)

Part No.	Description	Dimensions	Ship Wt.	Base MSRP
A. Tackboard Display Rail				
506AC	Tackboard Display Rail	3"H x 36"W	4 lbs	\$70.63
506AD	Tackboard Display Rail	3"H x 48"W	5 lbs	\$75.28
506AG	Tackboard Display Rail	3"H x 72"W	7 lbs	\$84.45
506AH	Tackboard Display Rail	3"H x 96"W	8 lbs	\$133.44



Tackboard Display Panel

Tackboard Display Panels turn any blank wall into instant display space. Ideal for hanging artwork, posters, maps, or other information.

Ten year limited warranty. SCS Indoor Advantage Gold Certified.

Standard Includes

- 11-3/4"H tackable panel trimmed in anodized aluminum with hairline corners
- Plastic end caps

Options

- Available finished in natural cork or vinyl
- Available in multiple standard sizes
- Custom sizing available
- Multiple colors of vinyl available (see p. 17 for swatches)

Part No.	Description	Dimensions	Ship Wt.	Base MSRP
A. Tackboard Display Panel				
507AG	Tackboard Display Panel	11.8"H x 72"W	12 lbs	\$192.38
507AH	Tackboard Display Panel	11.8"H x 96"W	16 lbs	\$203.75



Deluxe Mobile Reversible Board + Aluminum Trim

Get up to twice the functional space of a wall-mounted board with a versatile and mobile Deluxe Mobile Reversible Board.

Boards are double-sided and available in a variety of surface combinations, including porcelain steel magnetic markerboard, Dura-Rite® HPL dry erase markerboard, and tackable natural cork.

Panel rotates 360° on a pivot hinge, and locks into place with the turn of a knob.

Anodized aluminum trim includes a full-length accessory tray. Wide base design for stability includes 3" locking casters.

SCS Indoor Advantage Gold Certified.


Standard Includes

- Anodized aluminum trim
- Includes full-length accessory tray and stabilizer bar
- Includes 3" locking casters

Options

- Available with a panel size of 40" x 30" (ships UPS), 4' x 5', 4' x 6', or 4' x 8'
- Available in multiple surface material combinations
- Custom surfaces available

Part No.	Description	Dimensions	Ship Wt.	Base MSRP
A. Deluxe Mobile Reversible Board (40" x 30")				
668AC-CC	Natural Cork / Natural Cork	40"H x 30"W	76 lbs	\$684.34
668AC-DC	Porcelain Steel Whiteboard / Natural Cork	40"H x 30"W	75 lbs	\$898.03
668AC-DD	Porcelain Steel Whiteboard / Porcelain Steel Whiteboard	40"H x 30"W	60 lbs	\$892.34
668AC-DM	Porcelain Steel Whiteboard / Porcelain Steel Whiteboard + Music Lines	40"H x 30"W	61 lbs	\$981.56
668AC-HH	Dura-Rite HPL Whiteboard / Dura-Rite HPL Whiteboard	40"H x 30"W	47 lbs	\$699.77
B. Deluxe Mobile Reversible Board (4' x 5')				
668AF-CC	Natural Cork / Natural Cork	4'H x 5'W	129 lbs	\$928.33
668AF-DC	Porcelain Steel Whiteboard / Natural Cork	4'H x 5'W	105 lbs	\$1,241.24
668AF-DD	Porcelain Steel Whiteboard / Porcelain Steel Whiteboard	4'H x 5'W	116 lbs	\$1,135.13
668AF-DM	Porcelain Steel Whiteboard / Porcelain Steel Whiteboard + Music Lines	4'H x 5'W	117 lbs	\$1,368.69
668AF-HH	Dura-Rite HPL Whiteboard / Dura-Rite HPL Whiteboard	4'H x 5'W	81 lbs	\$961.49
C. Deluxe Mobile Reversible Board (4' x 6')				
668AG-CC	Natural Cork / Natural Cork	4'H x 6'W	72 lbs	\$923.33
668AG-DC	Porcelain Steel Whiteboard / Natural Cork	4'H x 6'W	114 lbs	\$1,278.38
668AG-DD	Porcelain Steel Whiteboard / Porcelain Steel Whiteboard	4'H x 6'W	130 lbs	\$1,270.72
668AG-DM	Porcelain Steel Whiteboard / Porcelain Steel Whiteboard + Music Lines	4'H x 6'W	131 lbs	\$1,504.89
668AG-HH	Dura-Rite HPL Whiteboard / Dura-Rite HPL Whiteboard	4'H x 6'W	70 lbs	\$977.78
D. Deluxe Mobile Reversible Board (4' x 8')				
668AH-CC	Natural Cork / Natural Cork	4'H x 8'W	108 lbs	\$1,134.12
668AH-DC	Porcelain Steel Whiteboard / Natural Cork	4'H x 8'W	114 lbs	\$1,556.62
668AH-DD	Porcelain Steel Whiteboard / Porcelain Steel Whiteboard	4'H x 8'W	170 lbs	\$1,519.60
668AH-DM	Porcelain Steel Whiteboard / Porcelain Steel Whiteboard + Music Lines	4'H x 8'W	171 lbs	\$1,788.61
668AH-HH	Dura-Rite HPL Whiteboard / Dura-Rite HPL Whiteboard	4'H x 8'W	109 lbs	\$1,219.29



Platinum Mobile Reversible Board

Get up to twice the functional space of a wall-mounted board with a versatile and mobile Platinum Mobile Reversible Board.

Boards are double-sided and available in a variety of surface combinations, including porcelain steel magnetic markerboard, Dura-Rite® HPL dry erase markerboard, and tackable natural cork.

Panel is trimmed with modern anodized aluminum, rotates 360° on a pivot hinge, and locks into place with the turn of a knob.

SCS Indoor Advantage Gold Certified.

Standard Includes

- Anodized aluminum trim with plastic accent pieces
- Includes full-length accessory tray and stabilizer bar with perforated pattern
- Base features rounded bumpers to protect walls
- Includes 3" locking casters

Options

- Available with a panel size of 40" x 30" (ships UPS), 4' x 5', 4' x 6', or 4' x 8'
- Available in multiple surface material combinations
- Custom surfaces available

Part No.	Description	Dimensions	Ship Wt.	Base MSRP
A. Platinum Mobile Reversible Board (40" x 30")				
669RU-DC	Porcelain Steel Whiteboard / Natural Cork	40"H x 30"W	72 lbs	\$1,126.26
669RU-DD	Porcelain Steel Whiteboard / Porcelain Steel Whiteboard	40"H x 30"W	66 lbs	\$1,058.54
669RU-DM	Porcelain Steel Whiteboard / Porcelain Steel Whiteboard + Music Lines	40"H x 30"W	67 lbs	\$1,303.58
669RU-HC	Dura-Rite HPL Whiteboard / Natural Cork	40"H x 30"W	54 lbs	\$991.04
669RU-HH	Dura-Rite HPL Whiteboard / Dura-Rite HPL Whiteboard	40"H x 30"W	55 lbs	\$928.01
B. Platinum Mobile Reversible Board (4' x 5')				
669RF-DC	Porcelain Steel Whiteboard / Natural Cork	4'H x 5'W	143 lbs	\$1,494.04
669RF-DD	Porcelain Steel Whiteboard / Porcelain Steel Whiteboard	4'H x 5'W	135 lbs	\$1,392.18
669RF-DM	Porcelain Steel Whiteboard / Porcelain Steel Whiteboard + Music Lines	4'H x 5'W	136 lbs	\$1,770.86
669RF-HC	Dura-Rite HPL Whiteboard / Natural Cork	4'H x 5'W	125 lbs	\$1,470.48
669RF-HH	Dura-Rite HPL Whiteboard / Dura-Rite HPL Whiteboard	4'H x 5'W	97 lbs	\$1,218.86
C. Platinum Mobile Reversible Board (4' x 6')				
669RG-DC	Porcelain Steel Whiteboard / Natural Cork	4'H x 6'W	147 lbs	\$1,542.83
669RG-DD	Porcelain Steel Whiteboard / Porcelain Steel Whiteboard	4'H x 6'W	134 lbs	\$1,615.30
669RG-DM	Porcelain Steel Whiteboard / Porcelain Steel Whiteboard + Music Lines	4'H x 6'W	135 lbs	\$1,800.79
669RG-HC	Dura-Rite HPL Whiteboard / Natural Cork	4'H x 6'W	110 lbs	\$1,471.39
669RG-HH	Dura-Rite HPL Whiteboard / Dura-Rite HPL Whiteboard	4'H x 6'W	113 lbs	\$1,242.25
D. Platinum Mobile Reversible Board (4' x 8')				
669RH-DD	Porcelain Steel Whiteboard / Porcelain Steel Whiteboard	4'H x 8'W	209 lbs	\$1,781.87
669RH-DM	Porcelain Steel Whiteboard / Porcelain Steel Whiteboard + Music Lines	4'H x 8'W	210 lbs	\$2,034.72
669RH-DC	Porcelain Steel Whiteboard / Natural Cork	4'H x 8'W	191 lbs	\$1,818.18
669RH-HC	Dura-Rite HPL Whiteboard / Natural Cork	4'H x 8'W	157 lbs	\$1,818.86
669RH-HH	Dura-Rite HPL Whiteboard / Dura-Rite HPL Whiteboard	4'H x 8'W	162 lbs	\$1,481.54



Hierarchy Grow & Roll® Mobile Magnetic Glass Board

Ideal for use in collaborative learning environments, the dual magnetic glass markerboard allows for multiple users, while the floor to stand surface maximizes use. Moves easily wherever you want it!


SCS Indoor Advantage Gold Certified.

Standard Includes

- Anodized aluminum trim
- Double-sided in tempered glass surface backed with steel for structural stability and to accept magnets
- Includes two locking and two non-locking casters

Options

- Available with a panel size of 4' x 3' or 4' x 6' (dimensions are approximate)
- Available in multiple standard colors (see p. 16 for swatches)
- Mix and match colors on each side
- Custom colors available
- Custom graphics available



Part No.	Description	Dimensions	Ship Wt.	Base MSRP
A. Hierarchy Grow & Roll Board (4' x 3')				
84425-WHITE	Hierarchy Grow & Roll Mobile Board (4'H x 3'W) – Low Iron White	47.2"H x 35.4"W x 23.5"D	150 lbs	\$1,839.83
84425-BLACK	Hierarchy Grow & Roll Mobile Board (4'H x 3'W) – Black	47.2"H x 35.4"W x 23.5"D	150 lbs	\$1,568.90
84425-GLOSSWHITE	Hierarchy Grow & Roll Mobile Board (4'H x 3'W) – White	47.2"H x 35.4"W x 23.5"D	150 lbs	\$1,568.90
84425-RED	Hierarchy Grow & Roll Mobile Board (4'H x 3'W) – Red	47.2"H x 35.4"W x 23.5"D	150 lbs	\$1,568.90
84425-ORANGE	Hierarchy Grow & Roll Mobile Board (4'H x 3'W) – Orange	47.2"H x 35.4"W x 23.5"D	150 lbs	\$1,568.90
84425-YELLOW	Hierarchy Grow & Roll Mobile Board (4'H x 3'W) – Yellow	47.2"H x 35.4"W x 23.5"D	150 lbs	\$1,568.90
84425-GREEN	Hierarchy Grow & Roll Mobile Board (4'H x 3'W) – Green	47.2"H x 35.4"W x 23.5"D	150 lbs	\$1,568.90
84425-BLUE	Hierarchy Grow & Roll Mobile Board (4'H x 3'W) – Blue	47.2"H x 35.4"W x 23.5"D	150 lbs	\$1,568.90
84425-NAVY	Hierarchy Grow & Roll Mobile Board (4'H x 3'W) – Navy	47.2"H x 35.4"W x 23.5"D	150 lbs	\$1,568.90
84425-PURPLE	Hierarchy Grow & Roll Mobile Board (4'H x 3'W) – Purple	47.2"H x 35.4"W x 23.5"D	150 lbs	\$1,568.90
B. Hierarchy Grow & Roll Board (6' x 4')				
84426-WHITE	Hierarchy Grow & Roll Mobile Board (6'H x 4'W) – Low Iron White	70.9"H x 47.2"W x 23.5"D	350 lbs	\$2,748.68
84426-BLACK	Hierarchy Grow & Roll Mobile Board (6'H x 4'W) – Black	70.9"H x 47.2"W x 23.5"D	350 lbs	\$2,441.19
84426-GLOSSWHITE	Hierarchy Grow & Roll Mobile Board (6'H x 4'W) – White	70.9"H x 47.2"W x 23.5"D	350 lbs	\$2,441.19
84426-RED	Hierarchy Grow & Roll Mobile Board (6'H x 4'W) – Red	70.9"H x 47.2"W x 23.5"D	350 lbs	\$2,441.19
84426-ORANGE	Hierarchy Grow & Roll Mobile Board (6'H x 4'W) – Orange	70.9"H x 47.2"W x 23.5"D	350 lbs	\$2,441.19
84426-YELLOW	Hierarchy Grow & Roll Mobile Board (6'H x 4'W) – Yellow	70.9"H x 47.2"W x 23.5"D	350 lbs	\$2,441.19
84426-GREEN	Hierarchy Grow & Roll Mobile Board (6'H x 4'W) – Green	70.9"H x 47.2"W x 23.5"D	350 lbs	\$2,441.19
84426-BLUE	Hierarchy Grow & Roll Mobile Board (6'H x 4'W) – Blue	70.9"H x 47.2"W x 23.5"D	350 lbs	\$2,441.19
84426-NAVY	Hierarchy Grow & Roll Mobile Board (6'H x 4'W) – Navy	70.9"H x 47.2"W x 23.5"D	350 lbs	\$2,441.19
84426-PURPLE	Hierarchy Grow & Roll Mobile Board (6'H x 4'W) – Purple	70.9"H x 47.2"W x 23.5"D	350 lbs	\$2,441.19

DISCONTINUED: Black available while supplies last!

Visionary® Move Mobile Magnetic Glass Board (Platinum Frame)

Get up to twice the functional space of a wall-mounted board with a versatile and contemporary Visionary® Move Mobile Magnetic Glass Markerboard.

Ultra durable double-sided glass magnetic markerboard is a contemporary communication tool providing the highest quality writing and erasing experience. Accepts rare earth magnets.

Smooth finish accepts dry erase, wet erase, chalk markers and more. Tempered safety glass for use in any environment with sturdy steel plate backing.

Mobile board can be set at either 60.5"H or 72.8"H for ideal viewing.

SCS Indoor Advantage Gold Certified.


Standard Includes

- Anodized aluminum trim with platinum finish
- Double-sided in tempered glass surface backed with steel for structural stability and to accept magnets
- Includes dual-wheel casters, two locking and two non-locking

Options

- Available with a panel size of 4' x 3' or 4' x 6' (dimensions are approximate)
- Available in multiple standard colors (see p. 16 for swatches)
- Mix and match colors on each side
- Custom colors available
- Custom graphics available

Part No.	Description	Dimensions	Ship Wt.	Base MSRP
A. Visionary Move Mobile Magnetic Glass Board (Platinum Frame) (4' x 3')				
74950-GLOSSWHITE	Visionary Move (4'H x 3'W) – White	72.8"H x 38.3"W x 25.9"D	156 lbs	\$1,234.74
74950-BLACK	Visionary Move (4'H x 3'W) – Black	72.8"H x 38.3"W x 25.9"D	156 lbs	\$1,234.74
74950-RED	Visionary Move (4'H x 3'W) – Red	72.8"H x 38.3"W x 25.9"D	156 lbs	\$1,234.74
74950-ORANGE	Visionary Move (4'H x 3'W) – Orange	72.8"H x 38.3"W x 25.9"D	156 lbs	\$1,234.74
74950-YELLOW	Visionary Move (4'H x 3'W) – Yellow	72.8"H x 38.3"W x 25.9"D	156 lbs	\$1,234.74
74950-GREEN	Visionary Move (4'H x 3'W) – Green	72.8"H x 38.3"W x 25.9"D	156 lbs	\$1,234.74
74950-BLUE	Visionary Move (4'H x 3'W) – Blue	72.8"H x 38.3"W x 25.9"D	156 lbs	\$1,234.74
74950-NAVY	Visionary Move (4'H x 3'W) – Navy	72.8"H x 38.3"W x 25.9"D	156 lbs	\$1,234.74
74950-PURPLE	Visionary Move (4'H x 3'W) – Purple	72.8"H x 38.3"W x 25.9"D	156 lbs	\$1,234.74
B. Visionary Move Mobile Magnetic Glass Board (Platinum Frame) (4' x 6')				
74951-GLOSSWHITE	Visionary Move (4'H x 6'W) – White	72.8"H x 73.1"W x 25.9"D	360 lbs	\$2,134.40
74951-BLACK	Visionary Move (4'H x 6'W) – Black	72.8"H x 73.1"W x 25.9"D	360 lbs	\$2,134.40
74951-RED	Visionary Move (4'H x 6'W) – Red	72.8"H x 73.1"W x 25.9"D	360 lbs	\$2,134.40
74951-ORANGE	Visionary Move (4'H x 6'W) – Orange	72.8"H x 73.1"W x 25.9"D	360 lbs	\$2,134.40
74951-YELLOW	Visionary Move (4'H x 6'W) – Yellow	72.8"H x 73.1"W x 25.9"D	360 lbs	\$2,134.40
74951-GREEN	Visionary Move (4'H x 6'W) – Green	72.8"H x 73.1"W x 25.9"D	360 lbs	\$2,134.40
74951-BLUE	Visionary Move (4'H x 6'W) – Blue	72.8"H x 73.1"W x 25.9"D	360 lbs	\$2,134.40
74951-NAVY	Visionary Move (4'H x 6'W) – Navy	72.8"H x 73.1"W x 25.9"D	360 lbs	\$2,134.40
74951-PURPLE	Visionary Move (4'H x 6'W) – Purple	72.8"H x 73.1"W x 25.9"D	360 lbs	\$2,134.40



DISCONTINUED: Black available while supplies last!

Visionary® Curve Colors Mobile Magnetic Glass Board (White Frame)

Get up to twice the functional space of a wall-mounted board with a versatile and stylish Visionary® Curve Colors Mobile Magnetic Glass Board, with modern white frame and colored glass options.

Panel is beautiful and modern double-sided magnetic glass, giving you style as well as a surface that provides unmatched writability and erases without ghosting.

SCS Indoor Advantage Gold Certified.

Standard Includes

- Anodized aluminum trim with white finish
- Double-sided in tempered glass surface backed with steel for structural stability and to accept magnets
- Includes dual-wheel locking casters

Options

- Available with a panel size of 4' x 3' (approximate)
- Available in multiple standard colors (see p. 16 for swatches)
- Mix and match colors on each side
- Custom colors available
- Custom graphics available

Part No.	Description	Dimensions	Ship Wt.	Base MSRP
A. Visionary Curve Colors Mobile Magnetic Glass Board (White Frame)				
74957-WHITE	Visionary Curve Colors – Low Iron White	68.8"H x 36"W x 22.8"D	144 lbs	\$1,986.65
74957-BLACK	Visionary Curve Colors – Black	68.8"H x 36"W x 22.8"D	144 lbs	\$1,507.94
74957-GLOSSWHITE	Visionary Curve Colors – White	68.8"H x 36"W x 22.8"D	144 lbs	\$1,507.94
74957-RED	Visionary Curve Colors – Red	68.8"H x 36"W x 22.8"D	144 lbs	\$1,507.94
74957-ORANGE	Visionary Curve Colors – Orange	68.8"H x 36"W x 22.8"D	144 lbs	\$1,507.94
74957-YELLOW	Visionary Curve Colors – Yellow	68.8"H x 36"W x 22.8"D	144 lbs	\$1,507.94
74957-GREEN	Visionary Curve Colors – Green	68.8"H x 36"W x 22.8"D	144 lbs	\$1,507.94
74957-BLUE	Visionary Curve Colors – Blue	68.8"H x 36"W x 22.8"D	144 lbs	\$1,507.94
74957-NAVY	Visionary Curve Colors – Navy	68.8"H x 36"W x 22.8"D	144 lbs	\$1,507.94
74957-PURPLE	Visionary Curve Colors – Purple	68.8"H x 36"W x 22.8"D	144 lbs	\$1,507.94



DISCONTINUED: Black available while supplies last!

Ogee Curved Easel

The curved whiteboard surface on the Ogee Curved Easel maximizes the use of the writing surface while giving it a sleek high end design look.

Surface measures 72"H x 36"W. Curved bottom makes writing on the lower portion of the board easier.

Middle storage tray also functions as a handle to easily move the Ogee around wherever it's needed. Great for space division. Boards nest using the handle.

Comes standard with a marker tray, and bottom shelf provides storage space.

SCS Indoor Advantage Gold Certified.

Standard Includes

- Anodized aluminum trim with plastic accent pieces
- Includes internal accessory tray and storage compartment
- Handle for easy mobility and nesting multiple easels
- Includes dual-wheel casters

Options

- Available in porcelain steel or Magne-Rite powder-coated steel surface

Part No.	Description	Dimensions	Ship Wt.	Base MSRP
A. Ogee Curved Easel				
55471-DD	Ogee Curved Easel (Porcelain Steel)	74.3"H x 36.5"W x 23.5"D	107 lbs	\$1,708.67
55471-PP	Ogee Curved Easel (Magne-Rite)	74.3"H x 36.5"W x 23.5"D	107 lbs	\$1,385.95



Wheasel® Mobile Easel

The Wheasel® is a versatile double sided mobile easel ideal for any environment.

Available in framed with a magnetic porcelain steel dry erase markerboard surface or unframed with a melamine dry erase markerboard surface.

Adjusts in height to 59.5" or 65" high.

SCS Indoor Advantage Gold Certified.

Standard Includes

- Anodized black aluminum trim with plastic accent pieces (melamine surface is unframed)
- Flip chart hooks on each side (porcelain surface includes brass hooks, melamine surface includes plastic hooks)
- Accessory tray on each side
- Lower storage tray
- Locking 2" casters

Options

- Available in porcelain steel or melamine surface

Part No.	Description	Dimensions	Ship Wt.	Base MSRP
A. Wheasel Mobile Easel				
759	Wheasel Mobile Easel – Melamine	65"H x 28.8"W x 27"D	45 lbs	\$558.22
770	Wheasel Mobile Easel – Porcelain	65"H x 28.8"W x 27"D	55 lbs	\$784.09



Nest Easel

The Nest Easel is designed to nest together for ease of transport and compact storage.

Can be adjusted to 65" or 72" high.

SCS Indoor Advantage Gold Certified.

Standard Includes

- Anodized aluminum trim with plastic accent pieces
- Magnetic whiteboard surface on each side (40.8"H x 28.8"W)
- Flip chart hooks on each side
- Accessory tray on each side
- Adjustable storage box made with perforated steel
- Includes 2" casters (two locking)

Options

- Available in black or silver trim

Part No.	Description	Dimensions	Ship Wt.	Base MSRP
A. Nest Easel				
781P	Black Trim - Magnetic Surface	72"H x 34.8"W x 24"D	69 lbs	\$794.20
785P	Silver Trim - Magnetic Surface	72"H x 34.8"W x 24"D	69 lbs	\$794.20



Expanding Nest Easel

Get the most out of your mobile compact whiteboard with the Expanding Nest Easel. Double sided in magnetic dry erase surface, this versatile easel will keep your group interactions and meetings organized and fun.

Add optional melamine side panels to get extra room for notes or ideas. Panels hook easily to the frame.

Easel can be set to 65" or 72" high. Multiple easels nest for easy transport and compact storage when not in use.

SCS Indoor Advantage Gold Certified.

Standard Includes

- Anodized aluminum trim with plastic accent pieces
- Magnetic whiteboard surface on each side (40.8"H x 28.8"W)
- Flip chart hooks on each side
- Accessory tray on each side
- Adjustable storage box made with perforated steel
- Includes 2" casters (two locking)

Options

- Optional melamine panels (23"H x 15"W) available in singles or sets of four

Part No.	Description	Dimensions	Ship Wt.	Base MSRP
A. Expanding Nest Easel				
785E-DD	Expanding Nest Easel (Magnetic)	72"H 34.8"W x 24"D	69 lbs	\$829.77
B. Optional Panels				
785EP-1	Optional Removable Panels (1)	23"H x 15"W	4 lbs	\$99.61
785EP-4	Optional Removable Panels (4)	23"H x 15"W	12 lbs	\$359.45



Baby Folding Wheasel®

The Baby Folding Wheasel® is a mobile classroom on wheels, the ideal teaching and learning station for any early educational environment.

SCS Indoor Advantage Gold Certified.

Standard Includes

- Dual dry erase markerboard surfaces (43"H x 29.8"W)
- Accessory tray on each side
- Wire book rack on surface
- Wire rack with four recyclable plastic storage tubs on bottom
- White powder-coated steel frame
- 2" locking casters

Part No.	Description	Dimensions	Ship Wt.	Base MSRP
A. Baby Folding Wheasel				
784T	Baby Folding Wheasel (with tubs)	57"H x 30.5"W x 34"D	57 lbs	\$715.79

DISCONTINUED: Available while supplies last!



TLC-2 Mobile Easel

The TLC-2 Deluxe Teacher's Learning Center is a mobile classroom on wheels, the ideal teaching and learning station for any early educational environment.

SCS Indoor Advantage Gold Certified.

Standard Includes

- Dry erase magnetic markerboard surface
- Red blow mold plastic accessory tray with mounting hooks
- Wire book rack
- Four recyclable plastic storage tubs
- Magnetic accessory pad with permanently fused penmanship lines
- White powder-coated steel frame
- 2" locking casters

Part No.	Description	Dimensions	Ship Wt.	Base MSRP
A. TLC-2 Mobile Easel				
805	TLC-2 Mobile Easel	55.5"H x 30"W x 26.8"D	59 lbs	\$774.56

DISCONTINUED: Available while supplies last!



D.O.C. Mobile Room Divider & Display Panel

Versatile and multifunctional, the D.O.C. Mobile Room Divider & Display Panel allows you to divide, organize, and customize a work or display area however you choose.

Mobile double-sided partitions come in a variety of surface combinations, including porcelain steel magnetic whiteboard, Dura-Rite® HPL whiteboard, natural cork, hook and loop, and decorative laminate.

SCS Indoor Advantage Gold Certified.

Standard Includes

- Anodized aluminum trim with plastic accent pieces
- Locking casters
- Reversible leg design for stability and easy joining of panels
- Connectors to join panels at 90° or straight angles

Options

- Available with a panel size of 6' x 4', 6' x 6', or 6' x 8'
- Available in multiple surface material combinations
- Custom surfaces available
- Customizable laminate kickplate (graded-in fabric option available, see p. 495 for pricing)

Part No.	Description	Dimensions	Ship Wt.	Base MSRP
A. D.O.C. Mobile Room Divider (6' x 4')				
661AD-DC	Porcelain Steel Whiteboard / Natural Cork	6'H x 4'W	100 lbs	\$1,116.44
661AD-DD	Porcelain Steel Whiteboard / Porcelain Steel Whiteboard	6'H x 4'W	120 lbs	\$1,063.59
661AD-DN	Porcelain Steel Whiteboard / Hook & Loop Fabric	6'H x 4'W	110 lbs	\$1,173.64
661AD-DT	Porcelain Steel Whiteboard / Decorative Laminate	6'H x 4'W	110 lbs	\$1,175.02
661AD-HC	Dura-Rite HPL Whiteboard / Natural Cork	6'H x 4'W	90 lbs	\$998.12
661AD-HH	Dura-Rite HPL Whiteboard / Dura-Rite HPL Whiteboard	6'H x 4'W	100 lbs	\$884.52
661AD-HN	Dura-Rite HPL Whiteboard / Hook & Loop Fabric	6'H x 4'W	100 lbs	\$941.00
661AD-TT	Decorative Laminate / Decorative Laminate	6'H x 4'W	100 lbs	\$889.62
B. D.O.C. Mobile Room Divider (6' x 6')				
661AG-DC	Porcelain Steel Whiteboard / Natural Cork	6'H x 6'W	155 lbs	\$1,389.95
661AG-DD	Porcelain Steel Whiteboard / Porcelain Steel Whiteboard	6'H x 6'W	180 lbs	\$1,443.77
661AG-DN	Porcelain Steel Whiteboard / Hook & Loop Fabric	6'H x 6'W	168 lbs	\$1,571.54
661AG-DT	Porcelain Steel Whiteboard / Decorative Laminate	6'H x 6'W	168 lbs	\$1,300.23
661AG-HC	Dura-Rite HPL Whiteboard / Natural Cork	6'H x 6'W	148 lbs	\$1,321.34
661AG-HH	Dura-Rite HPL Whiteboard / Dura-Rite HPL Whiteboard	6'H x 6'W	160 lbs	\$1,089.34
661AG-HN	Dura-Rite HPL Whiteboard / Hook & Loop Fabric	6'H x 6'W	160 lbs	\$1,152.85
661AG-TT	Decorative Laminate / Decorative Laminate	6'H x 6'W	160 lbs	\$1,098.38
B. D.O.C. Mobile Room Divider (6' x 8')				
661AH-DC	Porcelain Steel Whiteboard / Natural Cork	6'H x 8'W	190 lbs	\$1,610.00
661AH-DD	Porcelain Steel Whiteboard / Porcelain Steel Whiteboard	6'H x 8'W	220 lbs	\$1,680.91
661AH-DN	Porcelain Steel Whiteboard / Hook & Loop Fabric	6'H x 8'W	205 lbs	\$1,805.38
661AH-DT	Porcelain Steel Whiteboard / Decorative Laminate	6'H x 8'W	205 lbs	\$1,632.95
661AH-HC	Dura-Rite HPL Whiteboard / Natural Cork	6'H x 8'W	185 lbs	\$1,486.09
661AH-HH	Dura-Rite HPL Whiteboard / Dura-Rite HPL Whiteboard	6'H x 8'W	195 lbs	\$1,272.22
661AH-HN	Dura-Rite HPL Whiteboard / Hook & Loop Fabric	6'H x 8'W	195 lbs	\$1,434.44
661AH-TT	Decorative Laminate / Decorative Laminate	6'H x 8'W	195 lbs	\$1,452.93



D.O.C. Mobile Room Divider & Display Panel - Glass Surface

Fresh modern style enhances creativity in your work environment. Pairing elegant magnetic glass whiteboard with a mobile aluminum frame, D.O.C. Glass Room Dividers allow you the freedom to divide, organize, and customize your space to fit your individual needs

Modular panels move wherever needed to create whatever space is needed.

Double sided in tempered safety glass to provide smooth writability and erasability. Glass is backed with steel to accept rare earth magnets for even more functionality.

Divider comes standard with gloss white glass, but we also provide the ability to customize the glass panel in a variety of ways to personalize your workspace, including color and graphic printing options.

SCS Indoor Advantage Gold Certified.

Standard Includes

- Anodized aluminum trim with plastic accent pieces
- Double sided tempered safety glass surface backed with steel to accept rare earth magnets
- Glass surface standard in gloss white finish
- Locking casters
- Straight leg design for stability and minimal gapping

Options

- Available in 6' x 6' or 6' x 8' panels
- Customizable graphics available
- Customizable color available
- Customizable laminate kickplate

Part No.	Description	Dimensions	Ship Wt.	Base MSRP
A. D.O.C. Mobile Room Divider - Glass Surface				
8201D-XXXX	Gloss White Magnetic Glass Surface (Silver Frame)	6'H x 4'W	360 lbs	\$2,350.99
8201G-XXXX	Gloss White Magnetic Glass Surface (Silver Frame)	6'H x 6'W	540 lbs	\$3,064.12



Divvy D.O.C. Mobile Room Divider & Display Panel

Divide, organize, customize, and now modernize! With ultra stylish multi-panel Divvy room dividers, you can add instant color and texture (and functional whiteboard) to any space, in a truly unique ready-to-roll room divider!

Mobile double-sided dividers include a variety of attractive and colorful surfaces to add style and function to any environment, while also offering privacy, acoustic shielding, and easy configuration.

Panels are trimmed in specially designed anodized aluminum. Leg design minimizes gapping. Locking casters keep the Divvy in place.

Your options for a custom Divvy D.O.C. are virtually limitless: fabric, laminate, whiteboard or tackboard surfaces. Contact your sales rep and get our design team to help create an amazing divider just for you!

SCS Indoor Advantage Gold Certified.

Standard Includes

- Anodized aluminum trim with plastic accent pieces
- Locking casters
- Reversible angled leg design for stability and minimal gapping
- Connectors to join panels together at 90° or straight angles

Options

- Two standard configurations available
- Customizable materials and fabrics available

Part No.	Description	Dimensions	Ship Wt.	Base MSRP
A. Divvy D.O.C. Mobile Room Divider				
661DG-L2	Divvy D.O.C. – Standard	6'H x 6'W	160 lbs	\$2,380.16
661DG-L3	Divvy D.O.C. – Balanced	6'H x 6'W	160 lbs	\$2,490.86
661DG-CUSTOM	Divvy D.O.C. – Custom	6'H x 6'W	160 lbs	CALL



Trek Mobile Room Divider & Display Panel

Turn any space into a multifunctional environment using the Trek Mobile Room Divider. Add to a personal workspace to allow for privacy or combine several to create a separate meeting area.

The magnetic dry erase surface allows use as a message center or presentation easel.

SCS Indoor Advantage Gold Certified.

Standard Includes

- Powder-coated black steel trim with plastic accent pieces
- Double sided magnetic dry erase surface (writing area measures 65"H x 34.8"W)
- 5" casters

Part No.	Description	Dimensions	Ship Wt.	Base MSRP
A. Trek Mobile Room Divider				
62406	Trek Mobile Room Divider	74.3"H x 37.5"W x 20"D	64 lbs	\$641.14



Essentials Mobile Whiteboard

Get mobile dry erase space, create private work areas, and facilitate group learning with the Essentials Mobile Whiteboard.


Featuring anodized aluminum trim, the mobile markerboard is available with a magnetic surface to fit any need or environment, from corporate to classroom.

SCS Indoor Advantage Gold Certified.

Standard Includes

- Anodized aluminum trim with plastic accent pieces
- Double sided magnetic whiteboard surface (writing space measures 54"H x 38.5"W)
- Plastic marker cup that attaches to the frame
- Wide base design for stability
- Heavy duty locking casters

Part No.	Description	Dimensions	Ship Wt.	Base MSRP
A. Essentials Mobile Whiteboard				
62542	Essentials Mobile Whiteboard (Platinum / Magnetic)	71.8"H x 42"W x 21"D	50 lbs	\$863.01



Essentials Mobile Clear Divider

Get clear protection for your office, school, and industrial spaces! Now available with clear plastic panel to create spaces that are protected yet still maintain visibility, the Essentials Mobile Clear Divider provides mobile and see-through protection for your guests, employees, students, and more.

Ideal for use between workers on an assembly line, students in class, customer facing positions, or anywhere else you need to provide an easy to disinfect clear divider.

Note: When cleaning clear screens always be sure to use a soft, non-abrasive cloth, such as a microfiber or lint free cloth, and apply light pressure only. Never use paper towels as it will scratch.

SCS Indoor Advantage Gold Certified.

Standard Includes

- Anodized aluminum trim with plastic accent pieces
- Double sided clear surface that accepts dry erase markers (writing space measures 54"H x 38.5"W)
- Wide base design for stability
- Heavy duty locking casters

Options

- Two standard sizes available (panel size 54"H x 38.5"W or 54"H x 68"W)

Part No.	Description	Dimensions	Ship Wt.	Base MSRP
A. Essentials Mobile Clear Divider				
62541-CLEAR	Essentials Mobile Clear Divider (Standard)	71.8"H x 42"W x 21"D	36 lbs	\$845.25
62506-CLEAR	Essentials Mobile Clear Divider (Large)	71.8"H x 68"W x 21"D	60 lbs	\$1,332.20



Mobile Floor Display Panels & Room Dividers

Mobile Floor Display Panels provide a versatile way to display artwork, posters, or other information. Ideal for use as temporary partitions or room dividers.

SCS Indoor Advantage Gold Certified.

Standard Includes

- Anodized aluminum trim with plastic accent pieces
- Double sided tackable surface
- Connecting brackets to join panels at 90° and 120° angles
- Caster legs included for single panel set ups

Options

- Available in single panels or sets of 3 panels
- Available in hook-and-loop fabrics standard in Silver or Royal Blue
- Available in vinyl fabric standard in Gray or Pacific Blue

Part No.	Description	Dimensions	Ship Wt.	Base MSRP
A. Mobile Floor Display Panel (Single Panel)				
689D-44	Single Panel – Gray Vinyl	78"H x 50"W	50 lbs	\$475.23
689D-47	Single Panel – Pacific Blue Vinyl	78"H x 50"W	50 lbs	\$475.23
689D-59	Single Panel – Royal Blue Hook & Loop	78"H x 50"W	50 lbs	\$677.02
689D-61	Single Panel – Silver Hook & Loop	78"H x 50"W	50 lbs	\$677.02
B. Mobile Floor Display Panel (Set of 3 Panels)				
689D3-44	Set of 3 Panels – Gray Vinyl	78"H x 150"W	150 lbs	\$1,290.11
689D3-47	Set of 3 Panels – Pacific Blue Vinyl	78"H x 150"W	150 lbs	\$1,290.11
689D3-59	Set of 3 Panels – Royal Blue Hook & Loop	78"H x 150"W	150 lbs	\$1,597.06
689D3-61	Set of 3 Panels – Silver Hook & Loop	78"H x 150"W	150 lbs	\$1,597.06



Preschool Dividers

Preschool Dividers are the ideal portable panel and room divider for any early childhood environment.

Use the panels as room dividers, acoustical shields, storyboard displays, or to exhibit artwork. Join dividers together to create private learning areas, or to divide rooms into activity areas.

Available finished in easy to clean vinyl, or melamine dry erase surface. Lightweight panel and wide base design create stability.

SCS Indoor Advantage Gold Certified.

Standard Includes

- Double sided panels
- Black anodized aluminum trim
- 18"D triangular bases for stability and easy mobility
- 2" casters (two locking)

Options

- Available in three sizes: 4' x 4', 4' x 5', or 4' x 6'
- Available in a variety of standard surface materials and combinations
- Custom surfaces available

Part No.	Description	Dimensions	Ship Wt.	Base MSRP
A. Preschool Divider (4' x 4')				
646D	Preschool Divider – Vinyl / Vinyl	4'H x 4'W	37 lbs	\$421.05
648D	Preschool Divider – Whiteboard / Vinyl	4'H x 4'W	37 lbs	\$458.24
650D	Preschool Divider – Whiteboard / Whiteboard	4'H x 4'W	37 lbs	\$481.58
B. Preschool Divider (4' x 5')				
646F	Preschool Divider – Vinyl / Vinyl	4'H x 5'W	42 lbs	\$476.73
648F	Preschool Divider – Whiteboard / Vinyl	4'H x 5'W	42 lbs	\$573.42
650F	Preschool Divider – Whiteboard / Whiteboard	4'H x 5'W	42 lbs	\$672.57
C. Preschool Divider (4' x 6')				
646G	Preschool Divider – Vinyl / Vinyl	4'H x 6'W	48 lbs	\$551.18
648G	Preschool Divider – Whiteboard / Vinyl	4'H x 6'W	48 lbs	\$725.43
650G	Preschool Divider – Whiteboard / Whiteboard	4'H x 6'W	48 lbs	\$854.47



Visionary® Magnetic Glass Enclosed Cabinet

Featuring sliding panels made with modern magnetic glass in glossy white, the Visionary® Magnetic Glass Sliding Enclosed Cabinet adds instant style.

Glass makes an ideal whiteboard surface, providing exceptional writability and erasability. Accepts magnets for even more versatility.

Back panel is durable black Rubber-Tak®, giving you ample tack space. Trimmed in modern anodized aluminum.

SCS Indoor Advantage Gold Certified.

Standard Includes

- Anodized aluminum trim and track system
- Tempered glass sliding panels with steel backing to accept rare earth magnets
- Tackable back panel finished in black Rubber-Tak

Options

- Available in two standard sizes
- Custom sizes available
- Custom glass colors available
- Custom graphics on glass surface available
- Custom tackable material available

Part No.	Description	Dimensions	Ship Wt.	Base MSRP
A. Visionary Magnetic Glass Enclosed Cabinet				
94SVSC-96	Visionary Magnetic Glass Enclosed Cabinet (Rubber-Tak)	38.3"H x 48.3"W	108 lbs	\$1,586.49
94SVSG-96	Visionary Magnetic Glass Enclosed Cabinet (Rubber-Tak)	50"H x 72"D	216 lbs	\$3,217.73

DISCONTINUED: Available while supplies last!



Magnetic Q-Tray

Magnetic Q-Trays attach to any magnetic surface for instant marker and eraser storage. Purchase two or more for larger boards.

Please note: For standard magnetic whiteboards only. For magnetic glass boards use rare earth magnets.

SCS Indoor Advantage Gold Certified.

Standard Includes

- Black plastic tray measures 16"W x 2.5"D
- Four rare earth magnets adhered to the back of the tray

Part No.	Description	Dimensions	Ship Wt.	Base MSRP
A. Magnetic Q-Tray				
MT-16	Magnetic Q-Tray (Black)	1.3"H x 16"W x 2.5"	2 lbs	\$53.43



Magnetic Accessory Tray

Magnetic accessory trays attach to any surface that accepts magnets for instant and convenient marker and eraser storage. Purchase two or more for larger boards.

Please note: For standard magnetic whiteboards only. For magnetic glass boards use rare earth magnets.

SCS Indoor Advantage Gold Certified.

Standard Includes

- Black plastic tray measures 12"W x 2.3"D
- Magnets adhered to the back of the tray

Part No.	Description	Dimensions	Ship Wt.	Base MSRP
A. Magnetic Accessory Tray				
MT-12G	Magnetic Accessory Tray (Gray)	1.3"H x 12"W x 2.3"D	2 lbs	\$31.77



Magnetic Eraser Cloth

The Magnetic Eraser Cloth features a magnet sewn into one corner to easily attach to any surface that accepts magnets. Cloth wipes dry erase marker cleanly and with no ghosting. Ideal for boards without a tray, the cloth conveniently stores wherever it is needed.

Please note: For standard magnetic whiteboards only. For magnetic glass boards use rare earth magnets.

SCS Indoor Advantage Gold Certified.

Standard Includes

- 8" x 8" black textured cloth
- Magnet sewn into one corner

Part No.	Description	Dimensions	Ship Wt.	Base MSRP
A. Magnetic Eraser Cloth				
555	Magnetic Eraser Cloth	8"H x 8"W	1 lb	\$2.35



Cubicle Board Hangers

Add instant hanging space to virtually any cubicle wall. Mount a whiteboard, tackboard, framed photograph, or artwork with ease.

SCS Indoor Advantage Gold Certified.

Standard Includes

- Lightweight plastic enclosure with steel hooks
- Sold in sets of 2
- Holds up to 50 lbs.
- Screw-adjust mechanism to fit wall thicknesses from 1" to 2-1/2"

Part No.	Description	Dimensions	Ship Wt.	Base MSRP
A. Cubicle Board Hangers				
56389	Cubicle Board Hangers (set of 2)	3.5"H x .6"W x 2.8"D	2 lbs	\$16.90



Indoor Enclosed Bulletin Board Cabinet

Attractive cabinet adds versatile display space to virtually any environment.

Comes with up to three locking doors with concealed hinges and shatter-resistant clear acrylic panels.

SCS Indoor Advantage Gold Certified.

Standard Includes

- Heavy duty anodized aluminum trim
- 1-1/2" internal depth
- Locking doors help prevent tampering
- Shatter-resistant acrylic door panels

Options

- Natural cork or vinyl tackable back surface standard
- Rubber-Tak back panel available at an upcharge
- Multiple standard sizes available
- Custom sizes available
- Custom back panel materials available

Part No.	Description	Dimensions	Ship Wt.	Base MSRP
A. Indoor Enclosed Bulletin Board Cabinet (1 Door)				
94PSA-I	Indoor Enclosed Bulletin Board Cabinet (Silver) – 1 Door	24"H x 18"W	10 lbs	\$289.80
94PSB-I	Indoor Enclosed Bulletin Board Cabinet (Silver) – 1 Door	36"H x 24"W	20 lbs	\$418.64
94PSU-I	Indoor Enclosed Bulletin Board Cabinet (Silver) – 1 Door	36"H x 30"W	26 lbs	\$515.20
94PS1-I	Indoor Enclosed Bulletin Board Cabinet (Silver) – 1 Door	36"H x 36"W	31 lbs	\$522.27
B. Indoor Enclosed Bulletin Board Cabinet (2 Door)				
94PSC-I	Indoor Enclosed Bulletin Board Cabinet (Silver) – 2 Doors	36"H x 48"W	35 lbs	\$704.37
94PSE-I	Indoor Enclosed Bulletin Board Cabinet (Silver) – 2 Doors	36"H x 60"W	48 lbs	\$976.31
C. Indoor Enclosed Bulletin Board Cabinet (3 Door)				
94PS2-I	Indoor Enclosed Bulletin Board Cabinet (Silver) – 3 Doors	36"H x 72"W	57 lbs	\$1,115.76
94PSG-I	Indoor Enclosed Bulletin Board Cabinet (Silver) – 3 Doors	48"H x 72"W	75 lbs	\$1,258.64
94PSH-I	Indoor Enclosed Bulletin Board Cabinet (Silver) – 3 Doors	48"H x 96"W	110 lbs	\$1,669.19



Outdoor Enclosed Bulletin Board Cabinet

Attractive cabinet adds versatile display space to virtually any environment.

Comes with up to three locking doors with concealed hinges and shatter-resistant clear acrylic panels.

Cabinet should be mounted beneath overhang or in semi-enclosed space.

SCS Indoor Advantage Gold Certified.

Standard Includes

- Heavy duty anodized aluminum trim
- 1-1/2" internal depth
- Locking doors help prevent tampering
- Shatter-resistant acrylic door panels

Options

- Natural cork or vinyl tackable back surface standard
- Rubber-Tak back panel available at an upcharge
- Multiple standard sizes available
- Custom sizes available
- Custom back panel materials available

Part No.	Description	Dimensions	Ship Wt.	Base MSRP
A. Outdoor Enclosed Bulletin Board Cabinet (1 Door)				
94PSA-O	Outdoor Enclosed Bulletin Board Cabinet (Silver) – 1 Door	24"H x 18"W	11 lbs	\$289.80
94PSB-O	Outdoor Enclosed Bulletin Board Cabinet (Silver) – 1 Door	36"H x 24"W	22 lbs	\$472.44
94PSU-O	Outdoor Enclosed Bulletin Board Cabinet (Silver) – 1 Door	36"H x 30"W	29 lbs	\$515.20
94PS1-O	Outdoor Enclosed Bulletin Board Cabinet (Silver) – 1 Door	36"H x 36"W	34 lbs	\$522.27
B. Outdoor Enclosed Bulletin Board Cabinet (2 Door)				
94PSC-O	Outdoor Enclosed Bulletin Board Cabinet (Silver) – 2 Doors	36"H x 48"W	39 lbs	\$713.92
94PSE-O	Outdoor Enclosed Bulletin Board Cabinet (Silver) – 2 Doors	36"H x 60"W	43 lbs	\$976.31
C. Outdoor Enclosed Bulletin Board Cabinet (3 Door)				
94PS2-O	Outdoor Enclosed Bulletin Board Cabinet (Silver) – 3 Doors	36"H x 72"W	63 lbs	\$1,115.76
94PSG-O	Outdoor Enclosed Bulletin Board Cabinet (Silver) – 3 Doors	48"H x 72"W	82 lbs	\$1,258.64
94PSH-O	Outdoor Enclosed Bulletin Board Cabinet (Silver) – 3 Doors	48"H x 96"W	120 lbs	\$1,723.63



Outdoor Headline Bulletin Board Cabinet

Attractive cabinet adds versatile display space to virtually any environment.

Comes with up to three locking doors with concealed hinges and shatter-resistant clear acrylic panels.

Includes 6" headline panel available with customized text.

Cabinet should be mounted beneath overhang or in semi-enclosed space.

SCS Indoor Advantage Gold Certified.

Standard Includes

- Heavy duty anodized aluminum trim
- 1-1/2" internal depth
- Locking doors help prevent tampering
- Shatter-resistant acrylic door panels
- 6"H headline panel with customizable text

Options

- Natural cork or vinyl tackable back surface standard
- Rubber-Tak back panel available at an upcharge
- Multiple standard sizes available
- Custom sizes available
- Custom back panel materials available

Part No.	Description	Dimensions	Ship Wt.	Base MSRP
A. Outdoor Headline Bulletin Board Cabinet (1 Door)				
94PS1-OH	Outdoor Headline Bulletin Board Cabinet (Silver) – 1 Door	36"H x 36"W	37 lbs	\$877.69
B. Outdoor Headline Bulletin Board Cabinet (2 Door)				
94PSC-OH	Outdoor Headline Bulletin Board Cabinet (Silver) – 2 Doors	36"H x 48"W	43 lbs	\$943.29
94PSE-OH	Outdoor Headline Bulletin Board Cabinet (Silver) – 2 Doors	36"H x 60"W	58 lbs	\$1,305.94
C. Outdoor Headline Bulletin Board Cabinet (3 Door)				
94PS2-OH	Outdoor Headline Bulletin Board Cabinet (Silver) – 3 Doors	36"H x 72"W	68 lbs	\$1,773.92
94PSG-OH	Outdoor Headline Bulletin Board Cabinet (Silver) – 3 Doors	48"H x 72"W	90 lbs	\$1,944.32
94PSH-OH	Outdoor Headline Bulletin Board Cabinet (Silver) – 3 Doors	48"H x 96"W	135 lbs	\$2,242.44



Economy Enclosed Bulletin Board Cabinet

A unique, economical, and easy to use bulletin board cabinet for your lobby, foyer, hallway, or any other common walkway.

Mount the board to the wall with included hardware, then attach the cover to the frame and lock.

The removable locking cover easily lifts off in one piece to give you access to the tackable surface.

SCS Indoor Advantage Gold Certified.

Standard Includes

- 1/2" anodized aluminum trim
- 1/8" Plexiglas face
- 1" internal depth
- Locking door helps prevent tampering

Options

- Natural cork or Rubber-Tak tackable back surface standard
- Multiple standard sizes available

Part No.	Description	Dimensions	Ship Wt.	Base MSRP
A. Economy Enclosed Bulletin Board Cabinet - Natural Cork				
94CAA-01	Economy Enclosed Bulletin Board Cabinet - Natural Cork	24"H x 18"W	11 lbs	\$322.12
94CAB-01	Economy Enclosed Bulletin Board Cabinet - Natural Cork	36"H x 24"W	20 lbs	\$471.54
B. Economy Enclosed Bulletin Board Cabinet - Rubber-Tak				
94CAA-96	Economy Enclosed Bulletin Board Cabinet - Rubber-Tak	24"H x 18"W	11 lbs	\$325.08
94CAB-96	Economy Enclosed Bulletin Board Cabinet - Rubber-Tak	36"H x 24"W	20 lbs	\$453.16
94CAC-96	Economy Enclosed Bulletin Board Cabinet - Rubber-Tak	36"H x 48"W	35 lbs	\$849.95



DISCONTINUED: Rubber-Tak available while supplies last!



Navigator Floor Stand Sign

Display your message anytime, anywhere with the Navigator Floor Sign Stand. Perfect for restaurants, lobbies, and store fronts.

The Navigator Floor Sign has a sturdy, modern design that stands just under five feet tall.

SCS Indoor Advantage Gold Certified.

Standard Includes

- Magnetic low glare sheet protector that holds 11" x 17" sign or graphic
- Steel base in platinum

Part No.	Description	Dimensions	Ship Wt.	Base MSRP
A. Navigator Floor Stand Sign				
45851	Navigator Floor Stand Sign	57.5"H x 14"W x 18"D	25 lbs	\$341.92

DISCONTINUED: Available while supplies last!



Wall Mount Display Case

The Wall Mount Display Case shows your collectibles and valuables with style.

Glass and aluminum cabinet is sturdy and elegant.

SCS Indoor Advantage Gold Certified.

Standard Includes

- Black aluminum rounded Elite trim
- 3/16" tempered glass on three sides
- Locking door helps prevent tampering

Options

- Multiple standard sizes available
- Standard in black laminate, mahogany laminate, oak laminate, or silver hook-and-loop fabric back panel
- Custom laminates available
- Custom back panel available

Part No.	Description	Dimensions	Ship Wt.	Base MSRP
A. Wall Mount Display Case				
90W83	Wall Mount Display Case	48"H x 36"W x 14"D	250 lbs	\$2,762.80
90W84	Wall Mount Display Case	48"H x 48"W x 14"D	350 lbs	\$3,181.19
90W85	Wall Mount Display Case	48"H x 60"W x 14"D	450 lbs	\$3,592.37
90W86	Wall Mount Display Case	48"H x 72"W x 14"D	550 lbs	\$4,038.17



Counter Height Display Case

The Counter Height Display Case shows your collectibles and valuables with style.

Includes glass top, sliding locking glass doors, and one glass shelf.

Glass and aluminum cabinet is sturdy and elegant.

SCS Indoor Advantage Gold Certified.

Standard Includes

- Black aluminum rounded Elite trim
- 3/16" tempered glass on three sides
- Locking door helps prevent tampering

Options

- Available with a full view glass back or with a closed back and base; closed base model features adjustable interior shelf
- Standard in black laminate, mahogany laminate, oak laminate, or silver hook-and-loop fabric back panel
- Custom laminates available
- Custom back panel available

Part No.	Description	Dimensions	Ship Wt.	Base MSRP
A. Counter Height Display Case				
98B83	Counter Height Display Case - Closed Base	40"H x 36"W x 14"D	171 lbs	\$2,289.76
98C83	Counter Height Display Case - Full View	40"H x 36"W x 14"D	171 lbs	\$2,289.76



Full View



Closed Base

Elite Freestanding Display Case

The Elite Freestanding Display Case exhibits trophies, collectibles, and other valuables in style.

Glass sides trimmed with black anodized aluminum Elite trim.

Available with an optional cornice and light set to illuminate items on display.

SCS Indoor Advantage Gold Certified.

Standard Includes

- Black aluminum rounded Elite trim
- 3/16" tempered glass on sides
- 3/16" adjustable tempered glass shelves
- Locking door helps prevent tampering

Options

- Standard in black laminate, mahogany laminate, or oak laminate back panel
- Custom laminates available
- Custom back panel available
- Available in standard 66"H model or 72"H model with cornice and light fixture

Part No.	Description	Dimensions	Ship Wt.	Base MSRP
A. Elite Freestanding Display Case				
93R84	Elite Freestanding Display Case	66"H x 48"W x 18"D	356 lbs	\$3,825.31
93R85	Elite Freestanding Display Case	66"H x 60"W x 18"D	434 lbs	\$3,973.26
93R86	Elite Freestanding Display Case	66"H x 72"W x 18"D	481 lbs	\$4,495.29
B. Elite Freestanding Display Case + Cornice & Light				
93C84	Elite Freestanding Display Case + Cornice & Light	72"H x 48"W x 18"D	420 lbs	\$4,222.99
93C85	Elite Freestanding Display Case + Cornice & Light	72"H x 60"W x 18"D	485 lbs	\$4,809.74
93C86	Elite Freestanding Display Case + Cornice & Light	72"H x 72"W x 18"D	550 lbs	\$5,354.35



with cornice and light



Section III: Furniture

Activity Tables

The Activity Tables bring simplicity and functionality made to fit any classroom or study setting. Tables offer quick and easy assembly and height adjustability for all ages.

Limited lifetime warranty. SCS Indoor Advantage Gold Certified.

Please note: Custom orders and whiteboard top option are subject to an upcharge and laminate availability. Please contact your sales representative for current availability and lead time information.


SCS Indoor Advantage Gold Certified.

Standard Includes

- Black powder-coated steel Activity legs with chrome inserts and swivel glides
- Height adjustable from 21" to 30"H with included leg inserts
- HPL tops with edgbanding
- Tops are made in the USA; legs are imported

Options

- Customizable HPL (see pp. 7-10 for swatches)
- Customizable edgband (see p. 11 for swatches)
- Optional youth height leg inserts available for adjustment from 15" to 24"H (sold in sets of 4)
- Top available in multiple standard shapes and sizes



Part No.	Description	Dimensions	Ship Wt.	Base MSRP
A. Activity Tables				
90527-A-XXXX-XX	Activity Table 3624 (Rectangle)	21" – 30" x 36"W x 24"D	49 lbs	\$328.89
90527-B-XXXX-XX	Activity Table 4824 (Rectangle)	21" – 30" x 48"W x 24"D	60 lbs	\$347.80
90527-C-XXXX-XX	Activity Table 6024 (Rectangle)	21" – 30" x 60"W x 24"D	71 lbs	\$435.63
90527-D-XXXX-XX	Activity Table 4830 (Rectangle)	21" – 30" x 48"W x 30"D	67 lbs	\$453.32
90527-E-XXXX-XX	Activity Table 6030 (Rectangle)	21" – 30" x 60"W x 30"D	84 lbs	\$478.61
90527-F-XXXX-XX	Activity Table 7230 (Rectangle)	21" – 30" x 72"W x 30"D	87 lbs	\$503.48
90527-G-XXXX-XX	Activity Table 6036 (Rectangle)	21" – 30" x 60"W x 36"D	97 lbs	\$600.78
90527-H-XXXX-XX	Activity Table 7236 (Rectangle)	21" – 30" x 72"W x 36"D	114 lbs	\$603.54
90527-J-XXXX-XX	Activity Table 6048 (Rectangle)	21" – 30" x 60"W x 48"D	127 lbs	\$601.62
90527-K-XXXX-XX	Activity Table 36 (Square)	21" – 30" x 36"W x 36"D	65 lbs	\$406.11
90527-L-XXXX-XX	Activity Table 48 (Square)	21" – 30" x 48"W x 48"D	103 lbs	\$482.30
90527-M-XXXX-XX	Activity Table 60 (Square)	21" – 30" x 60"W x 60"D	164 lbs	\$742.34
90527-N-XXXX-XX	Activity Table 36 (Round)	21" – 30" x 36"W x 36"D	54 lbs	\$402.65
90527-P-XXXX-XX	Activity Table 42 (Round)	21" – 30" x 42"W x 42"D	68 lbs	\$450.56
90527-Q-XXXX-XX	Activity Table 48 (Round)	21" – 30" x 48"W x 48"D	86 lbs	\$469.43
90527-R-XXXX-XX	Activity Table 4824 (Trapezoid)	21" – 30" x 48"W x 24"D	50 lbs	\$345.73
90527-S-XXXX-XX	Activity Table 6030 (Trapezoid)	21" – 30" x 60"W x 30"D	68 lbs	\$455.16
90527-T-XXXX-XX	Activity Table 48 (Clover)	21" – 30" x 48"W x 48"D	91 lbs	\$469.43
90527-U-XXXX-XX	Activity Table 60 (Clover)	21" – 30" x 60"W x 60"D	127 lbs	\$727.62
90527-V-XXXX-XX	Activity Table 7248 (Kidney)	21" – 30" x 72"W x 48"D	119 lbs	\$629.74
90527-W-XXXX-XX	Activity Table 6660 (Horseshoe)	21" – 30" x 66"W x 60"D	130 lbs	\$772.55
B. Youth Height Leg Inserts				
89492	Activity Youth Height Leg Insert	lowers leg height to 15" – 24"	3 lbs	\$52.46



CogNitiv Activity Table

The CogNitiv Activity Table brings simplicity and functionality made to fit any classroom or study setting. Tables offer quick and easy assembly and height adjustability for all ages.

Limited lifetime warranty. SCS Indoor Advantage Gold Certified.

Please note: Custom orders and whiteboard top option are subject to an upcharge and laminate availability. Please contact your sales representative for current availability and lead time information.

SCS Indoor Advantage Gold Certified.

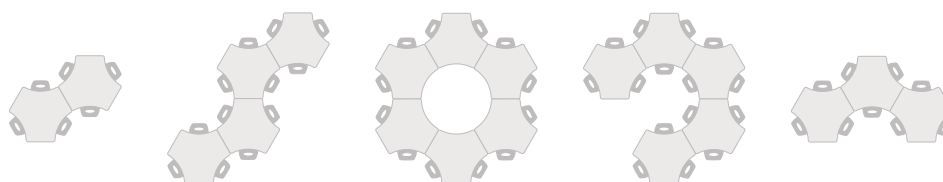
Standard Includes

- Black powder-coated steel Activity legs with chrome inserts and swivel glides
- Height adjustable from 21" to 30"H with included leg inserts
- HPL tops with edgebanding
- Tops are made in the USA; legs are imported

Options

- Customizable HPL (see pp. 7-10 for swatches)
- Customizable edgeband (see p. 11 for swatches)
- Optional youth height leg inserts available for adjustment from 15" to 24"H (sold in sets of 4)

Part No.	Description	Dimensions	Ship Wt.	Base MSRP
A. CogNitiv Activity Tables				
90527-AJ-XXXX-XX	CogNitiv Activity Table	21" – 30" x 64.6"W x 56.5"D	130 lbs	\$891.52
90527-AK-XXXX-XX	CogNitiv Activity Table – Center Grommet	21" – 30" x 64.6"W x 56.5"D	130 lbs	\$908.02



Hierarchy Chevron Desk & Table

The Hierarchy Chevron Desk and Table system is an ideal configurable classroom system with full right- and left-hand accessibility. Specifically designed for supporting a variety of learning modes to promote interaction in your classroom.

SCS Indoor Advantage Gold Certified.

Please note: Custom orders and whiteboard top option are subject to an upcharge and laminate availability. Please contact your sales representative for current availability and lead time information.

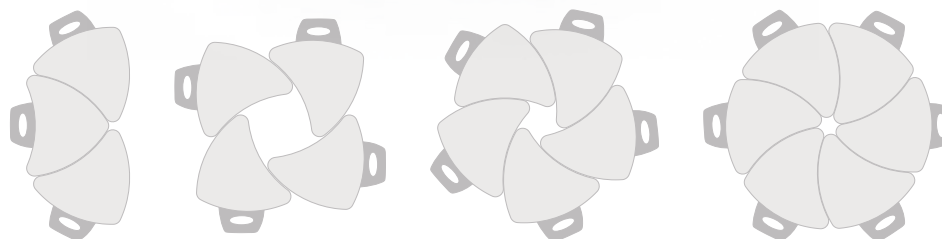
Standard Includes

- 1-1/4" scratch-resistant HPL tops with T-mold edgbanding
- Powder-coated steel Hierarchy legs with chrome inserts and floor safe swivel glides
- Height adjustable from 22" to 32"H with standard desk height leg inserts
- Desk top measures 30.7"W x 24.5"D
- Table top measures 37.4"W x 30.3"D

Options

- Customizable HPL (see pp. 7-10 for swatches)
- Customizable edgband (see p. 11 for swatches)
- Legs available in black or platinum
- Youth height leg option for 12" to 18"H adjustment
- Standing height leg option for 27" to 42"H adjustment (platinum only until 2022)
- Casters (locking and non-locking) available
- Enclosed book box available
- Wire book box available
- Sliding tote tray available
- Pack hook available (holds up to 50 lbs)
- Ganging device available
- Clamp Mount Outlet & USB Charger available

Part No.	Description	Dimensions	Ship Wt.	Base MSRP
A. Hierarchy Chevron Desk				
1533GX-XXXX	Hierarchy Chevron Desk (Small) – Black	22" – 32"H x 30.7"W x 24.5"D	38 lbs	\$508.38
1543GX-XXXX	Hierarchy Chevron Desk (Small) – Platinum	22" – 32"H x 30.7"W x 24.5"D	38 lbs	\$508.38
1553GX-XXXX	Hierarchy Chevron Desk (Small) – Youth Height Legs (Black)	12" – 18"H x 30.7"W x 24.5"D	38 lbs	\$508.38
1563GX-XXXX	Hierarchy Chevron Desk (Small) – Youth Height Legs (Platinum)	12" – 18"H x 30.7"W x 24.5"D	38 lbs	\$508.38
1567GX-XXXX	Hierarchy Chevron Desk (Small) – Standing Height Legs (Black)	27" – 42"H x 30.7"W x 24.5"D	38 lbs	\$649.18
1568GX-XXXX	Hierarchy Chevron Desk (Small) – Standing Height Legs (Platinum)	27" – 42"H x 30.7"W x 24.5"D	38 lbs	\$649.18
B. Hierarchy Chevron Table				
1533FX-XXXX	Hierarchy Chevron Table (Large) – Black	22" – 32"H x 37.4"W x 30.3"D	45 lbs	\$579.72
1543FX-XXXX	Hierarchy Chevron Table (Large) – Platinum	22" – 32"H x 37.4"W x 30.3"D	45 lbs	\$579.72
1553FX-XXXX	Hierarchy Chevron Table (Large) – Youth Height Legs (Black)	12" – 18"H x 37.4"W x 30.3"D	45 lbs	\$579.72
1563FX-XXXX	Hierarchy Chevron Table (Large) – Youth Height Legs (Platinum)	12" – 18"H x 37.4"W x 30.3"D	45 lbs	\$579.72
1573FX-XXXX	Hierarchy Chevron Table (Large) – Standing Height Legs (Black)	27" – 42"H x 37.4"W x 30.3"D	45 lbs	\$720.52
1583FX-XXXX	Hierarchy Chevron Table (Large) – Standing Height Legs (Platinum)	27" – 42"H x 37.4"W x 30.3"D	45 lbs	\$720.52



Hierarchy Cloud 9 Desk & Table

The Hierarchy Cloud 9 Desk and Table system is an ideal configurable classroom system with full right- and left-hand accessibility. Specifically designed for supporting a variety of learning modes to promote interaction in your classroom.

SCS Indoor Advantage Gold Certified.

Please note: Custom orders and whiteboard top option are subject to an upcharge and laminate availability. Please contact your sales representative for current availability and lead time information.

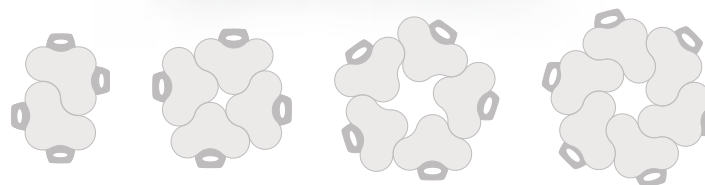
Standard Includes

- 1-1/4" scratch-resistant HPL tops with T-mold edgbanding
- Powder-coated steel Hierarchy legs with chrome inserts and floor safe swivel glides
- Height adjustable from 22" to 32"H with standard desk height leg inserts
- Small desk measures 36.1"W x 25.5"D
- Medium table top measures 47.9"W x 33.9"D
- Large table top measures 55.5"W x 39.3"D

Options

- Customizable HPL (see pp. 7-10 for swatches)
- Customizable edgband (see p. 11 for swatches)
- Legs available in black or platinum
- Youth height leg option for 12" to 18"H adjustment
- Standing height leg option for 27" to 42"H adjustment (platinum only until 2022)
- Casters (locking and non-locking) available
- Enclosed book box available
- Wire book box available
- Sliding tote tray available
- Pack hook available (holds up to 50 lbs)
- Ganging device available
- Clamp Mount Outlet & USB Charger available

Part No.	Description	Dimensions	Ship Wt.	Base MSRP
A. Hierarchy Cloud 9 Desk (Small)				
1333CX-XXXX	Hierarchy Cloud 9 Desk (Small) – Black	22" – 32"H x 36.1"W x 25.5"D	37 lbs	\$508.38
1343CX-XXXX	Hierarchy Cloud 9 Desk (Small) – Platinum	22" – 32"H x 36.1"W x 25.5"D	37 lbs	\$508.38
1353CX-XXXX	Hierarchy Cloud 9 Desk (Small) – Youth Height Legs (Black)	12" – 18"H x 36.1"W x 25.5"D	37 lbs	\$508.38
1363CX-XXXX	Hierarchy Cloud 9 Desk (Small) – Youth Height Legs (Platinum)	12" – 18"H x 36.1"W x 25.5"D	37 lbs	\$508.38
1373CX-XXXX	Hierarchy Cloud 9 Desk (Small) – Standing Height Legs (Black)	27" – 42"H x 36.1"W x 25.5"D	37 lbs	\$618.38
1383CX-XXXX	Hierarchy Cloud 9 Desk (Small) – Standing Height Legs (Platinum)	27" – 42"H x 36.1"W x 25.5"D	37 lbs	\$618.38
B. Hierarchy Cloud 9 Table (Medium)				
1333BX-XXXX	Hierarchy Cloud 9 Table (Medium) – Black	22" – 32"H x 47.9"W x 33.9"D	57 lbs	\$623.04
1343BX-XXXX	Hierarchy Cloud 9 Table (Medium) – Platinum	22" – 32"H x 47.9"W x 33.9"D	57 lbs	\$623.04
1353BX-XXXX	Hierarchy Cloud 9 Table (Medium) – Youth Height Legs (Black)	12" – 18"H x 47.9"W x 33.9"D	57 lbs	\$623.04
1363BX-XXXX	Hierarchy Cloud 9 Table (Medium) – Youth Height Legs (Platinum)	12" – 18"H x 47.9"W x 33.9"D	57 lbs	\$623.04
1373BX-XXXX	Hierarchy Cloud 9 Table (Medium) – Standing Height Legs (Black)	27" – 42"H x 47.9"W x 33.9"D	57 lbs	\$733.04
1383BX-XXXX	Hierarchy Cloud 9 Table (Medium) – Standing Height Legs (Platinum)	27" – 42"H x 47.9"W x 33.9"D	57 lbs	\$733.04
C. Hierarchy Cloud 9 Table (Large)				
1333AX-XXXX	Hierarchy Cloud 9 Table (Large) – Black	22" – 32"H x 55.5"W x 39.3"D	72 lbs	\$694.40
1343AX-XXXX	Hierarchy Cloud 9 Table (Large) – Platinum	22" – 32"H x 55.5"W x 39.3"D	72 lbs	\$694.40
1353AX-XXXX	Hierarchy Cloud 9 Table (Large) – Youth Height Legs (Black)	12" – 18"H x 55.5"W x 39.3"D	72 lbs	\$694.40
1363AX-XXXX	Hierarchy Cloud 9 Table (Large) – Youth Height Legs (Platinum)	12" – 18"H x 55.5"W x 39.3"D	72 lbs	\$694.40
1373AX-XXXX	Hierarchy Cloud 9 Table (Large) – Standing Height Legs (Black)	27" – 42"H x 55.5"W x 39.3"D	72 lbs	\$804.40
1383AX-XXXX	Hierarchy Cloud 9 Table (Large) – Standing Height Legs (Platinum)	27" – 42"H x 55.5"W x 39.3"D	72 lbs	\$804.40



Hierarchy Creator Tables

The Hierarchy Creator Table system is an ideal configurable classroom system with full right- and left-hand accessibility. Specifically designed for supporting a variety of learning modes to promote interaction in your classroom.

SCS Indoor Advantage Gold Certified.


Please note: Custom orders and whiteboard top option are subject to an upcharge and laminate availability. Please contact your sales representative for current availability and lead time information.

Standard Includes

- 1-1/4" scratch-resistant HPL tops with T-mold edging
- Powder-coated steel Hierarchy legs with chrome inserts and floor safe swivel glides
- Height adjustable from 22" to 32"H with standard desk height leg inserts

Options

- Multiple standard shapes and sizes
- Customizable HPL (see pp. 7-10 for swatches)
- Customizable edgiband (see p. 11 for swatches)
- Legs available in black or platinum
- Youth height leg option for 12" to 18"H adjustment
- Standing height leg option for 27" to 42"H adjustment (platinum only until 2022)
- Casters (locking and non-locking) available
- Enclosed book box available
- Wire book box available
- Sliding tote tray available
- Pack hook available (holds up to 50 lbs)
- Ganging device available
- Clamp Mount Outlet & USB Charger available



Part No.	Description	Dimensions	Ship Wt.	Base MSRP
A. Hierarchy Creator Table (Trapezoid)				
1633JX-XXXX	Hierarchy Creator Table – Trapezoid – Black	22" – 32"H x 58"W x 25"D	62 lbs	\$530.88
1643JX-XXXX	Hierarchy Creator Table – Trapezoid – Platinum	22" – 32"H x 58"W x 25"D	62 lbs	\$530.88
1653JX-XXXX	Hierarchy Creator Table – Trapezoid – Youth Height Legs (Black)	12" – 18"H x 58"W x 25"D	62 lbs	\$530.88
1663JX-XXXX	Hierarchy Creator Table – Trapezoid – Youth Height Legs (Platinum)	12" – 18"H x 58"W x 25"D	62 lbs	\$530.88
1673JX-XXXX	Hierarchy Creator Table – Trapezoid – Standing Height Legs (Black)	27" – 42"H x 58"W x 25"D	62 lbs	\$671.68
1683JX-XXXX	Hierarchy Creator Table – Trapezoid – Standing Height Legs (Platinum)	27" – 42"H x 58"W x 25"D	62 lbs	\$671.68
B. Hierarchy Creator Table (Triangle)				
1633KX-XXXX	Hierarchy Creator Table – Triangle – Black	22" – 32"H x 54.3"W x 49.1"D	71 lbs	\$555.86
1643KX-XXXX	Hierarchy Creator Table – Triangle – Platinum	22" – 32"H x 54.3"W x 49.1"D	71 lbs	\$555.86
1653KX-XXXX	Hierarchy Creator Table – Triangle – Youth Height Legs (Black)	12" – 18"H x 54.3"W x 49.1"D	71 lbs	\$555.86
1663KX-XXXX	Hierarchy Creator Table – Triangle – Youth Height Legs (Platinum)	12" – 18"H x 54.3"W x 49.1"D	71 lbs	\$555.86
1673KX-XXXX	Hierarchy Creator Table – Triangle – Standing Height Legs (Black)	27" – 42"H x 54.3"W x 49.1"D	71 lbs	\$665.86
1683KX-XXXX	Hierarchy Creator Table – Triangle – Standing Height Legs (Platinum)	27" – 42"H x 54.3"W x 49.1"D	71 lbs	\$665.86
C. Hierarchy Creator Table (Square)				
1633MX-XXXX	Hierarchy Creator Table – Square – Black	22" – 32"H x 30"W x 30.3"D	50 lbs	\$498.41
1643MX-XXXX	Hierarchy Creator Table – Square – Platinum	22" – 32"H x 30"W x 30.3"D	50 lbs	\$498.41
1653MX-XXXX	Hierarchy Creator Table – Square – Youth Height Legs (Black)	12" – 18"H x 30"W x 30.3"D	50 lbs	\$498.41
1663MX-XXXX	Hierarchy Creator Table – Square – Youth Height Legs (Platinum)	12" – 18"H x 30"W x 30.3"D	50 lbs	\$498.41
1673MX-XXXX	Hierarchy Creator Table – Square – Standing Height Legs (Black)	27" – 42"H x 30"W x 30.3"D	50 lbs	\$639.21
1683MX-XXXX	Hierarchy Creator Table – Square – Standing Height Legs (Platinum)	27" – 42"H x 30"W x 30.3"D	50 lbs	\$639.21
D. Hierarchy Creator Table (Half Round)				
1633NX-XXXX	Hierarchy Creator Table – Half Round – Black	22" – 32"H x 57"W x 29.6"D	70 lbs	\$543.37
1643NX-XXXX	Hierarchy Creator Table – Half Round – Platinum	22" – 32"H x 57"W x 29.6"D	70 lbs	\$543.37
1653NX-XXXX	Hierarchy Creator Table – Half Round – Youth Height Legs (Black)	12" – 18"H x 57"W x 29.6"D	70 lbs	\$543.37
1663NX-XXXX	Hierarchy Creator Table – Half Round – Youth Height Legs (Platinum)	12" – 18"H x 57"W x 29.6"D	70 lbs	\$543.37
1673NX-XXXX	Hierarchy Creator Table – Half Round – Standing Height Legs (Black)	27" – 42"H x 57"W x 29.6"D	70 lbs	\$684.17
1683NX-XXXX	Hierarchy Creator Table – Half Round – Standing Height Legs (Platinum)	27" – 42"H x 57"W x 29.6"D	70 lbs	\$684.17
E. Hierarchy Creator Table (Chevron)				
1633PX-XXXX	Hierarchy Creator Table – Chevron – Black	22" – 32"H x 29.8"W x 26"D	32 lbs	\$485.91
1643PX-XXXX	Hierarchy Creator Table – Chevron – Platinum	22" – 32"H x 29.8"W x 26"D	32 lbs	\$485.91
1653PX-XXXX	Hierarchy Creator Table – Chevron – Youth Height Legs (Black)	12" – 18"H x 29.8"W x 26"D	32 lbs	\$485.91
1663PX-XXXX	Hierarchy Creator Table – Chevron – Youth Height Legs (Platinum)	12" – 18"H x 29.8"W x 26"D	32 lbs	\$485.91
1673PX-XXXX	Hierarchy Creator Table – Chevron – Standing Height Legs (Black)	27" – 42"H x 29.8"W x 26"D	32 lbs	\$626.71
1683PX-XXXX	Hierarchy Creator Table – Chevron – Standing Height Legs (Platinum)	27" – 42"H x 29.8"W x 26"D	32 lbs	\$626.71
F. Hierarchy Creator Table (Rectangle)				
1633QX-XXXX	Hierarchy Creator Table – Rectangle – Black	22" – 32"H x 58.8"W x 32.6"D	84 lbs	\$555.86
1643QX-XXXX	Hierarchy Creator Table – Rectangle – Platinum	22" – 32"H x 58.8"W x 32.6"D	84 lbs	\$555.86
1653QX-XXXX	Hierarchy Creator Table – Rectangle – Youth Height Legs (Black)	12" – 18"H x 58.8"W x 32.6"D	84 lbs	\$555.86
1663QX-XXXX	Hierarchy Creator Table – Rectangle – Youth Height Legs (Platinum)	12" – 18"H x 58.8"W x 32.6"D	84 lbs	\$555.86
1673QX-XXXX	Hierarchy Creator Table – Rectangle – Standing Height Legs (Black)	27" – 42"H x 58.8"W x 32.6"D	84 lbs	\$696.66
1683QX-XXXX	Hierarchy Creator Table – Rectangle – Standing Height Legs (Platinum)	27" – 42"H x 58.8"W x 32.6"D	84 lbs	\$696.66

Hierarchy Creator Desks (ADA)

The Hierarchy Creator Table system is an ideal configurable classroom system with full right- and left-hand accessibility. Specifically designed for supporting a variety of learning modes to promote interaction in your classroom.

Available in several sizes to meet ADA requirements and accommodate different abilities and needs.

SCS Indoor Advantage Gold Certified.

Please note: Custom orders and whiteboard top option are subject to an upcharge and laminate availability. Please contact your sales representative for current availability and lead time information.

Standard Includes

- 1-1/4" scratch-resistant HPL tops with T-mold edgbanding
- Powder-coated steel Hierarchy legs with chrome inserts and floor safe swivel glides
- Height adjustable from 22" to 32"H with standard desk height leg inserts

Options

- Multiple standard shapes and sizes
- Customizable HPL (see pp. 7-10 for swatches)
- Customizable edgband (see p. 11 for swatches)
- Legs available in black or platinum
- Youth height leg option for 12" to 18"H adjustment
- Standing height leg option for 27" to 42"H adjustment (platinum only until 2022)
- Casters (locking and non-locking) available
- Enclosed book box available
- Wire book box available
- Sliding tote tray available
- Pack hook available (holds up to 50 lbs)
- Ganging device available
- Clamp Mount Outlet & USB Charger available



Part No.	Description	Dimensions	Ship Wt.	Base MSRP
A. Hierarchy Creator Desk (Square ADA)				
1633AX-XXXX	Hierarchy Creator Desk (Square ADA) – Black	22" – 32"H x 40.6"W x 40.6"D	85 lbs	\$572.63
1643AX-XXXX	Hierarchy Creator Desk (Square ADA) – Platinum	22" – 32"H x 40.6"W x 40.6"D	85 lbs	\$572.63
1653AX-XXXX	Hierarchy Creator Desk (Square ADA) – Youth Height Legs (Black)	12" – 18"H x 40.6"W x 40.6"D	85 lbs	\$572.63
1663AX-XXXX	Hierarchy Creator Desk (Square ADA) – Youth Height Legs (Platinum)	12" – 18"H x 40.6"W x 40.6"D	85 lbs	\$572.63
1673AX-XXXX	Hierarchy Creator Desk (Square ADA) – Standing Height Legs (Black)	27" – 42"H x 40.6"W x 40.6"D	85 lbs	\$713.43
1683AX-XXXX	Hierarchy Creator Desk (Square ADA) – Standing Height Legs (Platinum)	27" – 42"H x 40.6"W x 40.6"D	85 lbs	\$713.43
B. Hierarchy Creator Desk (Triangle ADA)				
1633BX-XXXX	Hierarchy Creator Desk (Triangle ADA) – Black	22" – 32"H x 39.3"W x 35.5"D	80 lbs	\$534.71
1643BX-XXXX	Hierarchy Creator Desk (Triangle ADA) – Platinum	22" – 32"H x 39.3"W x 35.5"D	80 lbs	\$534.71
1653BX-XXXX	Hierarchy Creator Desk (Triangle ADA) – Youth Height Legs (Black)	12" – 18"H x 39.3"W x 35.5"D	80 lbs	\$534.71
1663BX-XXXX	Hierarchy Creator Desk (Triangle ADA) – Youth Height Legs (Platinum)	12" – 18"H x 39.3"W x 35.5"D	80 lbs	\$534.71
1673BX-XXXX	Hierarchy Creator Desk (Triangle ADA) – Standing Height Legs (Black)	27" – 42"H x 39.3"W x 35.5"D	80 lbs	\$644.71
1683BX-XXXX	Hierarchy Creator Desk (Triangle ADA) – Standing Height Legs (Plat.)	27" – 42"H x 39.3"W x 35.5"D	80 lbs	\$644.71
C. Hierarchy Creator Desk (Rectangle ADA)				
1633CX-XXXX	Hierarchy Creator Desk (Rectangle ADA) – Black	22" – 32"H x 40.4"W x 21.5"D	55 lbs	\$534.71
1643CX-XXXX	Hierarchy Creator Desk (Rectangle ADA) – Platinum	22" – 32"H x 40.4"W x 21.5"D	55 lbs	\$534.71
1653CX-XXXX	Hierarchy Creator Desk (Rectangle ADA) – Youth Height Legs (Black)	12" – 18"H x 40.4"W x 21.5"D	55 lbs	\$534.71
1663CX-XXXX	Hierarchy Creator Desk (Rectangle ADA) – Youth Height Legs (Platinum)	12" – 18"H x 40.4"W x 21.5"D	55 lbs	\$534.71
1673CX-XXXX	Hierarchy Creator Desk (Rectangle ADA) – Standing Height Legs (Black)	27" – 42"H x 40.4"W x 21.5"D	55 lbs	\$675.51
1683CX-XXXX	Hierarchy Creator Desk (Rectangle ADA) – Standing Height Legs (Plat.)	27" – 42"H x 40.4"W x 21.5"D	55 lbs	\$675.51
D. Hierarchy Creator Desk (Half Round ADA)				
1633DX-XXXX	Hierarchy Creator Desk (Half Round ADA) – Black	22" – 32"H x 39.5"W x 21.9"D	55 lbs	\$534.08
1643DX-XXXX	Hierarchy Creator Desk (Half Round ADA) – Platinum	22" – 32"H x 39.5"W x 21.9"D	55 lbs	\$534.08
1653DX-XXXX	Hierarchy Creator Desk (Half Round ADA) – Youth Height Legs (Black)	12" – 18"H x 39.5"W x 21.9"D	55 lbs	\$534.08
1663DX-XXXX	Hierarchy Creator Desk (Half Round ADA) – Youth Height Legs (Plat.)	12" – 18"H x 39.5"W x 21.9"D	55 lbs	\$534.08
1673DX-XXXX	Hierarchy Creator Desk (Half Round ADA) – Standing Height Legs (Bl.)	27" – 42"H x 39.5"W x 21.9"D	55 lbs	\$674.88
1683DX-XXXX	Hierarchy Creator Desk (Half Round ADA) – Standing Height Legs (Plat.)	27" – 42"H x 39.5"W x 21.9"D	55 lbs	\$674.88



Hierarchy Creator Desks

The Hierarchy Creator Table system is an ideal configurable classroom system with full right- and left-hand accessibility. Specifically designed for supporting a variety of learning modes to promote interaction in your classroom.

SCS Indoor Advantage Gold Certified.

Please note: Custom orders and whiteboard top option are subject to an upcharge and laminate availability. Please contact your sales representative for current availability and lead time information.

Standard Includes

- 1-1/4" scratch-resistant HPL tops with T-mold edgbanding
- Powder-coated steel Hierarchy legs with chrome inserts and floor safe swivel glides
- Height adjustable from 22" to 32"H with standard desk height leg inserts

Options

- Multiple standard shapes and sizes
- Customizable HPL (see pp. 7-10 for swatches)
- Customizable edgband (see p. 11 for swatches)
- Legs available in black or platinum
- Youth height leg option for 12" to 18"H adjustment
- Standing height leg option for 27" to 42"H adjustment (platinum only until 2022)
- Casters (locking and non-locking) available
- Enclosed book box available
- Wire book box available
- Sliding tote tray available
- Pack hook available (holds up to 50 lbs)
- Ganging device available
- Clamp Mount Outlet & USB Charger available



Part No.	Description	Dimensions	Ship Wt.	Base MSRP
A. Hierarchy Creator Desk (Triangle)				
1633EX-XXXX	Triangle – Black	22" – 32"H x 36.5"W x 33.1"D	55 lbs	\$497.00
1643EX-XXXX	Triangle – Platinum	22" – 32"H x 36.5"W x 33.1"D	55 lbs	\$497.00
1653EX-XXXX	Triangle – Youth Height Legs (Black)	12" – 18"H x 36.5"W x 33.1"D	55 lbs	\$497.00
1663EX-XXXX	Triangle – Youth Height Legs (Platinum)	12" – 18"H x 36.5"W x 33.1"D	55 lbs	\$497.00
1673EX-XXXX	Triangle – Standing Height Legs (Black)	27" – 42"H x 36.5"W x 33.1"D	55 lbs	\$607.00
1683EX-XXXX	Triangle – Standing Height Legs (Platinum)	27" – 42"H x 36.5"W x 33.1"D	55 lbs	\$607.00
B. Hierarchy Creator Desk (Hexagonal Trapezoid)				
1633FX-XXXX	Hexagonal Trapezoid – Black	22" – 32"H x 31.6"W x 19.4"D	45 lbs	\$497.00
1643FX-XXXX	Hexagonal Trapezoid – Platinum	22" – 32"H x 31.6"W x 19.4"D	45 lbs	\$497.00
1653FX-XXXX	Hexagonal Trapezoid – Youth Height Legs (Black)	12" – 18"H x 31.6"W x 19.4"D	45 lbs	\$497.00
1663FX-XXXX	Hexagonal Trapezoid – Youth Height Legs (Platinum)	12" – 18"H x 31.6"W x 19.4"D	45 lbs	\$497.00
1673FX-XXXX	Hexagonal Trapezoid – Standing Height Legs (Black)	27" – 42"H x 31.6"W x 19.4"D	45 lbs	\$637.80
1683FX-XXXX	Hexagonal Trapezoid – Standing Height Legs (Platinum)	27" – 42"H x 31.6"W x 19.4"D	45 lbs	\$637.80
C. Hierarchy Creator Desk (Octagonal Trapezoid)				
1633GX-XXXX	Octagonal Trapezoid – Black	22" – 32"H x 32.3"W x 20.6"D	45 lbs	\$485.14
1643GX-XXXX	Octagonal Trapezoid – Platinum	22" – 32"H x 32.3"W x 20.6"D	45 lbs	\$485.14
1653GX-XXXX	Octagonal Trapezoid – Youth Height Legs (Black)	12" – 18"H x 32.3"W x 20.6"D	45 lbs	\$485.14
1663GX-XXXX	Octagonal Trapezoid – Youth Height Legs (Platinum)	12" – 18"H x 32.3"W x 20.6"D	45 lbs	\$485.14
1673GX-XXXX	Octagonal Trapezoid – Standing Height Legs (Black)	27" – 42"H x 32.3"W x 20.6"D	45 lbs	\$625.94
1683GX-XXXX	Octagonal Trapezoid – Standing Height Legs (Platinum)	27" – 42"H x 32.3"W x 20.6"D	45 lbs	\$625.94
D. Hierarchy Creator Desk (Rectangle)				
1633HX-XXXX	Rectangle – Black	22" – 32"H x 32.1"W x 21.4"D	45 lbs	\$458.11
1643HX-XXXX	Rectangle – Platinum	22" – 32"H x 32.1"W x 21.4"D	45 lbs	\$458.11
1653HX-XXXX	Rectangle – Youth Height Legs (Black)	12" – 18"H x 32.1"W x 21.4"D	45 lbs	\$458.11
1663HX-XXXX	Rectangle – Youth Height Legs (Platinum)	12" – 18"H x 32.1"W x 21.4"D	45 lbs	\$458.11
1673HX-XXXX	Rectangle – Standing Height Legs (Black)	27" – 42"H x 32.1"W x 21.4"D	45 lbs	\$598.91
1683HX-XXXX	Rectangle – Standing Height Legs (Platinum)	27" – 42"H x 32.1"W x 21.4"D	45 lbs	\$598.91



Hierarchy Fender by MooreCo Desks

The Hierarchy Fender by MooreCo desk is an ideal configurable classroom system with full right- and left-hand accessibility. Specifically designed for supporting a variety of learning modes to promote interaction in your classroom.

SCS Indoor Advantage Gold Certified.

Please note: Custom orders and whiteboard top option are subject to an upcharge and laminate availability. Please contact your sales representative for current availability and lead time information.

Standard Includes

- 1-1/4" scratch-resistant HPL tops with T-mold edgbanding
- Powder-coated steel Hierarchy legs with chrome inserts and floor safe swivel glides
- Height adjustable from 22" to 32"H with standard desk height leg inserts
- Standard desk top measures 33"W x 23"D
- Large desk top measures 36"W x 24"D

Options

- Two standard sizes
- Customizable HPL (see pp. 7-10 for swatches)
- Customizable edgband (see p. 11 for swatches)
- Legs available in black or platinum
- Youth height leg option for 12" to 18"H adjustment
- Standing height leg option for 27" to 42"H adjustment (platinum only until 2022)
- Casters (locking and non-locking) available
- Enclosed book box available
- Wire book box available
- Sliding tote tray available
- Pack hook available (holds up to 50 lbs)
- Ganging device available
- Clamp Mount Outlet & USB Charger available

Part No.	Description	Dimensions	Ship Wt.	Base MSRP
A. Hierarchy Fender by MooreCo Desk (Standard)				
1133RX-XXXX	Hierarchy Fender by MooreCo Desk (Std.) – Black	22" – 32"H x 33"W x 23"D	44 lbs	\$490.66
1143RX-XXXX	Hierarchy Fender by MooreCo Desk (Std.) – Platinum	22" – 32"H x 33"W x 23"D	44 lbs	\$490.66
1143RX-XXXX	Hierarchy Fender by MooreCo Desk (Std.) – Youth Height Legs (Black)	12" – 18"H x 33"W x 23"D	44 lbs	\$490.66
1163RX-XXXX	Hierarchy Fender by MooreCo Desk (Std.) – Youth Height Legs (Plat.)	12" – 18"H x 33"W x 23"D	44 lbs	\$490.66
1173RX-XXXX	Hierarchy Fender by MooreCo Desk (Std.) – Standing Height Legs (Bl.)	27" – 42"H x 33"W x 23"D	44 lbs	\$631.46
1183RX-XXXX	Hierarchy Fender by MooreCo Desk (Std.) – Standing Height Legs (Plat.)	27" – 42"H x 33"W x 23"D	44 lbs	\$631.46
B. Hierarchy Fender by MooreCo Desk (Large)				
1133SX-XXXX	Hierarchy Fender by MooreCo Desk (Lg.) – Black	22" – 32"H x 36"W x 24"D	50 lbs	\$509.40
1143SX-XXXX	Hierarchy Fender by MooreCo Desk (Lg.) – Platinum	22" – 32"H x 36"W x 24"D	50 lbs	\$509.40
1153SX-XXXX	Hierarchy Fender by MooreCo Desk (Lg.) – Youth Height Legs (Black)	12" – 18"H x 36"W x 24"D	50 lbs	\$509.40
1163SX-XXXX	Hierarchy Fender by MooreCo Desk (Lg.) – Youth Height Legs (Plat.)	12" – 18"H x 36"W x 24"D	50 lbs	\$509.40
1173SX-XXXX	Hierarchy Fender by MooreCo Desk (Lg.) – Standing Height Legs (Black)	27" – 42"H x 36"W x 24"D	50 lbs	\$650.20
1183SX-XXXX	Hierarchy Fender by MooreCo Desk (Lg.) – Standing Height Legs (Plat.)	27" – 42"H x 36"W x 24"D	50 lbs	\$650.20



Hierarchy Quad Desk & Table

The Hierarchy Quad Desk and Table is an ideal configurable classroom system with full right- and left-hand accessibility. Specifically designed for supporting a variety of learning modes to promote interaction in your classroom.

SCS Indoor Advantage Gold Certified.

Please note: Custom orders and whiteboard top option are subject to an upcharge and laminate availability. Please contact your sales representative for current availability and lead time information.

Standard Includes

- 1-1/4" scratch-resistant HPL tops with T-mold edgbanding
- Powder-coated steel Hierarchy legs with chrome inserts and floor safe swivel glides
- Height adjustable from 22" to 32"H with standard desk height leg inserts
- Desk top measures 41.7"W x 32.7"D
- Table top measures 47.4"W x 35.7"D

Options

- Two standard sizes
- Customizable HPL (see pp. 7–10 for swatches)
- Customizable edgband (see p. 11 for swatches)
- Legs available in black or platinum
- Youth height leg option for 12" to 18"H adjustment
- Standing height leg option for 27" to 42"H adjustment (platinum only until 2022)
- Casters (locking and non-locking) available
- Enclosed book box available
- Wire book box available
- Sliding tote tray available
- Pack hook available (holds up to 50 lbs)
- Ganging device available
- Clamp Mount Outlet & USB Charger available

Part No.	Description	Dimensions	Ship Wt.	Base MSRP
A. Hierarchy Quad Desk (Small)				
1433EX-XXXX	Hierarchy Quad Desk (Small) – Black	22" – 32"H x 41.7"W x 32.7"D	65 lbs	\$675.28
1443EX-XXXX	Hierarchy Quad Desk (Small) – Platinum	22" – 32"H x 41.7"W x 32.7"D	65 lbs	\$675.28
1453EX-XXXX	Hierarchy Quad Desk (Small) – Youth Height Legs (Black)	12" – 18"H x 41.7"W x 32.7"D	65 lbs	\$675.28
1463EX-XXXX	Hierarchy Quad Desk (Small) – Youth Height Legs (Platinum)	12" – 18"H x 41.7"W x 32.7"D	65 lbs	\$675.28
1473EX-XXXX	Hierarchy Quad Desk (Small) – Standing Height Legs (Black)	27" – 42"H x 41.7"W x 32.7"D	65 lbs	\$816.08
1483EX-XXXX	Hierarchy Quad Desk (Small) – Standing Height Legs (Platinum)	27" – 42"H x 41.7"W x 32.7"D	65 lbs	\$816.08
B. Hierarchy Quad Table (Large)				
1433DX-XXXX	Hierarchy Quad Table (Large) – Black	22" – 32"H x 47.4"W x 35.7"D	72 lbs	\$707.14
1443DX-XXXX	Hierarchy Quad Table (Large) – Platinum	22" – 32"H x 47.4"W x 35.7"D	72 lbs	\$707.14
1453DX-XXXX	Hierarchy Quad Table (Large) – Youth Height Legs (Black)	12" – 18"H x 47.4"W x 35.7"D	72 lbs	\$707.14
1463DX-XXXX	Hierarchy Quad Table (Large) – Youth Height Legs (Platinum)	12" – 18"H x 47.4"W x 35.7"D	72 lbs	\$707.14
1473DX-XXXX	Hierarchy Quad Table (Large) – Standing Height Legs (Black)	27" – 42"H x 47.4"W x 35.7"D	72 lbs	\$847.94
1483DX-XXXX	Hierarchy Quad Table (Large) – Standing Height Legs (Platinum)	27" – 42"H x 47.4"W x 35.7"D	72 lbs	\$847.94



Hierarchy Shapes Desk

The Hierarchy Shapes Desk is an ideal configurable classroom system with full right- and left-hand accessibility. Specifically designed for supporting a variety of learning modes to promote interaction in your classroom.

SCS Indoor Advantage Gold Certified.

Please note: Custom orders and whiteboard top option are subject to an upcharge and laminate availability. Please contact your sales representative for current availability and lead time information.

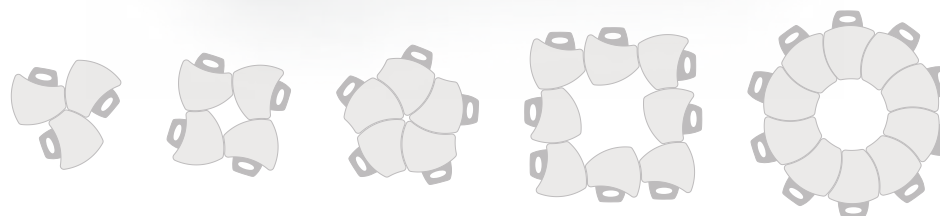
Standard Includes

- 1-1/4" scratch-resistant HPL tops with T-mold edgbanding
- Powder-coated steel Hierarchy legs with chrome inserts and floor safe swivel glides
- Height adjustable from 22" to 32"H with standard desk height leg inserts
- Standard desk top measures 29.9"W x 28.4"D
- Large desk top measures 34.9"W x 32.5"D

Options

- Two standard sizes
- Customizable HPL (see pp. 7-10 for swatches)
- Customizable edgband (see p. 11 for swatches)
- Legs available in black or platinum
- Youth height leg option for 12" to 18"H adjustment
- Standing height leg option for 27" to 42"H adjustment (platinum only until 2022)
- Casters (locking and non-locking) available
- Enclosed book box available
- Wire book box available
- Sliding tote tray available
- Pack hook available (holds up to 50 lbs)
- Ganging device available
- Clamp Mount Outlet & USB Charger available

Part No.	Description	Dimensions	Ship Wt.	Base MSRP
A. Hierarchy Shapes Desk (Standard)				
11336X-XXXX	Hierarchy Shapes Desk (Standard) – Black	22" – 32"H x 29.9"W x 28.4"D	42 lbs	\$490.66
11436X-XXXX	Hierarchy Shapes Desk (Standard) – Platinum	22" – 32"H x 29.9"W x 28.4"D	42 lbs	\$490.66
11536X-XXXX	Hierarchy Shapes Desk (Standard) – Youth Height Legs (Black)	12" – 18"H x 29.9"W x 28.4"D	42 lbs	\$490.66
11636X-XXXX	Hierarchy Shapes Desk (Standard) – Youth Height Legs (Platinum)	12" – 18"H x 29.9"W x 28.4"D	42 lbs	\$490.66
11736X-XXXX	Hierarchy Shapes Desk (Standard) – Standing Height Legs (Black)	27" – 42"H x 29.9"W x 28.4"D	42 lbs	\$631.46
11836X-XXXX	Hierarchy Shapes Desk (Standard) – Standing Height Legs (Platinum)	27" – 42"H x 29.9"W x 28.4"D	42 lbs	\$631.46
B. Hierarchy Shapes Desk (Large)				
11335X-XXXX	Hierarchy Shapes Desk (Large) – Black	22" – 32"H x 34.9"W x 32.5"D	54 lbs	\$561.45
11435X-XXXX	Hierarchy Shapes Desk (Large) – Platinum	22" – 32"H x 34.9"W x 32.5"D	54 lbs	\$561.45
11535X-XXXX	Hierarchy Shapes Desk (Large) – Youth Height Legs (Black)	12" – 18"H x 34.9"W x 32.5"D	54 lbs	\$561.45
11635X-XXXX	Hierarchy Shapes Desk (Large) – Youth Height Legs (Platinum)	12" – 18"H x 34.9"W x 32.5"D	54 lbs	\$561.45
11735X-XXXX	Hierarchy Shapes Desk (Large) – Standing Height Legs (Black)	27" – 42"H x 34.9"W x 32.5"D	54 lbs	\$702.25
11835X-XXXX	Hierarchy Shapes Desk (Large) – Standing Height Legs (Platinum)	27" – 42"H x 34.9"W x 32.5"D	54 lbs	\$702.25



Hierarchy Snap Desk

The Hierarchy Snap Desk is an ideal configurable classroom system with full right- and left-hand accessibility. Specifically designed for supporting a variety of learning modes to promote interaction in your classroom.

SCS Indoor Advantage Gold Certified.

Please note: Custom orders and whiteboard top option are subject to an upcharge and laminate availability. Please contact your sales representative for current availability and lead time information.

Standard Includes

- 1-1/4" scratch-resistant HPL tops with T-mold edgbanding
- Powder-coated steel Hierarchy legs with chrome inserts and floor safe swivel glides
- Height adjustable from 22" to 32"H with standard desk height leg inserts

Options

- Multiple shapes and sizes available
- Customizable HPL (see pp. 7-10 for swatches)
- Customizable edgband (see p. 11 for swatches)
- Legs available in black or platinum
- Youth height leg option for 12" to 18"H adjustment
- Standing height leg option for 27" to 42"H adjustment (platinum only until 2022)
- Casters (locking and non-locking) available
- Enclosed book box available
- Wire book box available
- Sliding tote tray available
- Pack hook available (holds up to 50 lbs)
- Ganging device available
- Clamp Mount Outlet & USB Charger available

Part No.	Description	Dimensions	Ship Wt.	Base MSRP
A. Hierarchy Snap Desk (Rectangle)				
10331X-XXXX	Rectangle – Black	22" – 32"H x 29"W x 20"D	44 lbs	\$509.97
10431X-XXXX	Rectangle – Platinum	22" – 32"H x 29"W x 20"D	44 lbs	\$509.97
10531X-XXXX	Rectangle – Youth Height Legs (Black)	12" – 18"H x 29"W x 20"D	44 lbs	\$509.97
10631X-XXXX	Rectangle – Youth Height Legs (Platinum)	12" – 18"H x 29"W x 20"D	44 lbs	\$509.97
10731X-XXXX	Rectangle – Standing Height Legs (Black)	27" – 42"H x 29"W x 20"D	44 lbs	\$650.77
10831X-XXXX	Rectangle – Standing Height Legs (Platinum)	27" – 42"H x 29"W x 20"D	44 lbs	\$650.77
B. Hierarchy Snap Desk (Octagonal Trapezoid)				
10333X-XXXX	Octagonal Trapezoid (68°) – Black	22" – 32"H x 30"W x 18"D	39 lbs	\$478.03
10433X-XXXX	Octagonal Trapezoid (68°) – Platinum	22" – 32"H x 30"W x 18"D	39 lbs	\$478.03
10533X-XXXX	Octagonal Trapezoid (68°) – Youth Height Legs (Black)	12" – 18"H x 30"W x 18"D	39 lbs	\$478.03
10633X-XXXX	Octagonal Trapezoid (68°) – Youth Height Legs (Platinum)	12" – 18"H x 30"W x 18"D	39 lbs	\$478.03
10733X-XXXX	Octagonal Trapezoid (68°) – Standing Height Legs (Black)	27" – 42"H x 30"W x 18"D	39 lbs	\$618.83
10833X-XXXX	Octagonal Trapezoid (68°) – Standing Height Legs (Platinum)	27" – 42"H x 30"W x 18"D	39 lbs	\$618.83
C. Hierarchy Snap Desk (Hexagonal Trapezoid)				
10334X-XXXX	Hexagonal Trapezoid (60°) – Black	22" – 32"H x 30"W x 18"D	38 lbs	\$455.27
10434X-XXXX	Hexagonal Trapezoid (60°) – Platinum	22" – 32"H x 30"W x 18"D	38 lbs	\$455.27
10534X-XXXX	Hexagonal Trapezoid (60°) – Youth Height Legs (Black)	12" – 18"H x 30"W x 18"D	38 lbs	\$455.27
10634X-XXXX	Hexagonal Trapezoid (60°) – Youth Height Legs (Platinum)	12" – 18"H x 30"W x 18"D	38 lbs	\$455.27
10734X-XXXX	Hexagonal Trapezoid (60°) – Standing Height Legs (Black)	27" – 42"H x 30"W x 18"D	38 lbs	\$596.07
10834X-XXXX	Hexagonal Trapezoid (60°) – Standing Height Legs (Platinum)	27" – 42"H x 30"W x 18"D	38 lbs	\$596.07



Hierarchy Boomerang Desk

The Hierarchy Boomerang Desk is an ideal configurable classroom system with full right- and left-hand accessibility. Specifically designed for supporting a variety of learning modes to promote interaction in your classroom.

SCS Indoor Advantage Gold Certified.

Please note: Custom orders and whiteboard top option are subject to an upcharge and laminate availability. Please contact your sales representative for current availability and lead time information.


Standard Includes

- 1-1/4" scratch-resistant HPL tops with T-mold edgbanding
- Powder-coated steel Hierarchy legs with chrome inserts and floor safe swivel glides
- Height adjustable from 22" to 32"H with standard desk height leg inserts

Options

- Customizable HPL (see pp. 7-10 for swatches)
- Customizable edgeband (see p. 11 for swatches)
- Legs available in black or platinum
- Youth height leg option for 12" to 18"H adjustment
- Standing height leg option for 27" to 42"H adjustment (platinum only until 2022)
- Casters (locking and non-locking) available
- Enclosed book box available
- Wire book box available
- Sliding tote tray available
- Pack hook available (holds up to 50 lbs)
- Ganging device available
- Clamp Mount Outlet & USB Charger available

Part No.	Description	Dimensions	Ship Wt.	Base MSRP
A. Hierarchy Boomerang Desk				
1033HX-XXXX	Hierarchy Boomerang Desk - Black	22" - 32"H x 36.7"W x 24"D	40 lbs	\$579.72
1043HX-XXXX	Hierarchy Boomerang Desk - Platinum	22" - 32"H x 36.7"W x 24"D	40 lbs	\$579.72
1053HX-XXXX	Hierarchy Boomerang Desk - Youth Height Legs (Black)	12" - 18"H x 36.7"W x 24"D	40 lbs	\$579.72
1063HX-XXXX	Hierarchy Boomerang Desk - Youth Height Legs (Platinum)	12" - 18"H x 36.7"W x 24"D	40 lbs	\$579.72
1073HX-XXXX	Hierarchy Boomerang Desk - Standing Height Legs (Black)	27" - 42"H x 36.7"W x 24"D	40 lbs	\$720.52
1083HX-XXXX	Hierarchy Boomerang Desk - Standing Height Legs (Platinum)	27" - 42"H x 36.7"W x 24"D	40 lbs	\$720.52



Hierarchy Activity Tables - Rectangle

The Hierarchy Activity Table is an ideal configurable classroom system with full right- and left-hand accessibility. Specifically designed for supporting a variety of learning modes to promote interaction in your classroom.

SCS Indoor Advantage Gold Certified.

Please note: Custom orders and whiteboard top option are subject to an upcharge and laminate availability. Please contact your sales representative for current availability and lead time information.

Standard Includes

- 1-1/4" scratch-resistant HPL tops with T-mold edgbanding
- Powder-coated steel Hierarchy legs with chrome inserts and floor safe swivel glides
- Height adjustable from 22" to 32"H with standard desk height leg inserts

Options

- Multiple shapes and sizes available
- Customizable HPL (see pp. 7-10 for swatches)
- Customizable edgband (see p. 11 for swatches)
- Legs available in black or platinum
- Youth height leg option for 12" to 18"H adjustment
- Standing height leg option for 27" to 42"H adjustment (platinum only until 2022)
- Casters (locking and non-locking) available
- Enclosed book box available
- Wire book box available
- Sliding tote tray available
- Pack hook available (holds up to 50 lbs)
- Ganging device available
- Clamp Mount Outlet & USB Charger available



Part No.	Description	Dimensions	Ship Wt.	Base MSRP
A. Hierarchy Activity Table 3624 (Rectangle)				
66681-A-XXXX-XX	3624 (Rectangle) - Black	22" - 32"H x 36"W x 24"D	49 lbs	\$353.24
66682-A-XXXX-XX	3624 (Rectangle) - Platinum	22" - 32"H x 36"W x 24"D	49 lbs	\$353.24
66681K-A-XXXX-XX	3624 (Rectangle) - Youth Height Legs (Black)	12" - 18"H x 36"W x 24"D	49 lbs	\$353.24
66682K-A-XXXX-XX	3624 (Rectangle) - Youth Height Legs (Platinum)	12" - 18"H x 36"W x 24"D	49 lbs	\$353.24
66681S-A-XXXX-XX	3624 (Rectangle) - Standing Height Legs (Black)	27" - 42"H x 36"W x 24"D	49 lbs	\$494.04
66682S-A-XXXX-XX	3624 (Rectangle) - Standing Height Legs (Platinum)	27" - 42"H x 36"W x 24"D	49 lbs	\$494.04
B. Hierarchy Activity Table 4824 (Rectangle)				
66681-B-XXXX-XX	4824 (Rectangle) - Black	22" - 32"H x 48"W x 24"D	60 lbs	\$384.92
66682-B-XXXX-XX	4824 (Rectangle) - Platinum	22" - 32"H x 48"W x 24"D	60 lbs	\$384.92
66681K-B-XXXX-XX	4824 (Rectangle) - Youth Height Legs (Black)	12" - 18"H x 48"W x 24"D	60 lbs	\$384.92
66682K-B-XXXX-XX	4824 (Rectangle) - Youth Height Legs (Platinum)	12" - 18"H x 48"W x 24"D	60 lbs	\$384.92
66681S-B-XXXX-XX	4824 (Rectangle) - Standing Height Legs (Black)	27" - 42"H x 48"W x 24"D	60 lbs	\$525.72
66682S-B-XXXX-XX	4824 (Rectangle) - Standing Height Legs (Platinum)	27" - 42"H x 48"W x 24"D	60 lbs	\$525.72
C. Hierarchy Activity Table 6024 (Rectangle)				
66681-C-XXXX-XX	6024 (Rectangle) - Black	22" - 32"H x 60"W x 24"D	71 lbs	\$461.41
66682-C-XXXX-XX	6024 (Rectangle) - Platinum	22" - 32"H x 60"W x 24"D	71 lbs	\$461.41
66681K-C-XXXX-XX	6024 (Rectangle) - Youth Height Legs (Black)	12" - 18"H x 60"W x 24"D	71 lbs	\$461.41
66682K-C-XXXX-XX	6024 (Rectangle) - Youth Height Legs (Platinum)	12" - 18"H x 60"W x 24"D	71 lbs	\$461.41
66681S-C-XXXX-XX	6024 (Rectangle) - Standing Height Legs (Black)	27" - 42"H x 60"W x 24"D	71 lbs	\$602.21
66682S-C-XXXX-XX	6024 (Rectangle) - Standing Height Legs (Platinum)	27" - 42"H x 60"W x 24"D	71 lbs	\$602.21
D. Hierarchy Activity Table 4830 (Rectangle)				
66681-D-XXXX-XX	4830 (Rectangle) - Black	22" - 32"H x 48"W x 30"D	67 lbs	\$572.29
66682-D-XXXX-XX	4830 (Rectangle) - Platinum	22" - 32"H x 48"W x 30"D	67 lbs	\$572.29
66681K-D-XXXX-XX	4830 (Rectangle) - Youth Height Legs (Black)	12" - 18"H x 48"W x 30"D	67 lbs	\$572.29
66682K-D-XXXX-XX	4830 (Rectangle) - Youth Height Legs (Platinum)	12" - 18"H x 48"W x 30"D	67 lbs	\$572.29
66681S-D-XXXX-XX	4830 (Rectangle) - Standing Height Legs (Black)	27" - 42"H x 48"W x 30"D	67 lbs	\$713.09
66682S-D-XXXX-XX	4830 (Rectangle) - Standing Height Legs (Platinum)	27" - 42"H x 48"W x 30"D	67 lbs	\$713.09
E. Hierarchy Activity Table 6030 (Rectangle)				
66681-E-XXXX-XX	6030 (Rectangle) - Black	22" - 32"H x 60"W x 30"D	84 lbs	\$581.48
66682-E-XXXX-XX	6030 (Rectangle) - Platinum	22" - 32"H x 60"W x 30"D	84 lbs	\$581.48
66681K-E-XXXX-XX	6030 (Rectangle) - Youth Height Legs (Black)	12" - 18"H x 60"W x 30"D	84 lbs	\$581.48
66682K-E-XXXX-XX	6030 (Rectangle) - Youth Height Legs (Platinum)	12" - 18"H x 60"W x 30"D	84 lbs	\$581.48
66681S-E-XXXX-XX	6030 (Rectangle) - Standing Height Legs (Black)	27" - 42"H x 60"W x 30"D	84 lbs	\$722.28
66682S-E-XXXX-XX	6030 (Rectangle) - Standing Height Legs (Platinum)	27" - 42"H x 60"W x 30"D	84 lbs	\$722.28
F. Hierarchy Activity Table 7230 (Rectangle)				
66681-F-XXXX-XX	7230 (Rectangle) - Black	22" - 32"H x 72"W x 30"D	87 lbs	\$588.84
66682-F-XXXX-XX	7230 (Rectangle) - Platinum	22" - 32"H x 72"W x 30"D	87 lbs	\$588.84
66681K-F-XXXX-XX	7230 (Rectangle) - Youth Height Legs (Black)	12" - 18"H x 72"W x 30"D	87 lbs	\$588.84
66682K-F-XXXX-XX	7230 (Rectangle) - Youth Height Legs (Platinum)	12" - 18"H x 72"W x 30"D	87 lbs	\$588.84
66681S-F-XXXX-XX	7230 (Rectangle) - Standing Height Legs (Black)	27" - 42"H x 72"W x 30"D	87 lbs	\$729.64
66682S-F-XXXX-XX	7230 (Rectangle) - Standing Height Legs (Platinum)	27" - 42"H x 72"W x 30"D	87 lbs	\$729.64

Hierarchy Activity Tables - Rectangle (continued)

The Hierarchy Activity Table is an ideal configurable classroom system with full right- and left-hand accessibility. Specifically designed for supporting a variety of learning modes to promote interaction in your classroom.

SCS Indoor Advantage Gold Certified.

Please note: Custom orders and whiteboard top option are subject to an upcharge and laminate availability. Please contact your sales representative for current availability and lead time information.

Standard Includes

- 1-1/4" scratch-resistant HPL tops with T-mold edgbanding
- Powder-coated steel Hierarchy legs with chrome inserts and floor safe swivel glides
- Height adjustable from 22" to 32"H with standard desk height leg inserts

Options

- Multiple shapes and sizes available
- Customizable HPL (see pp. 7-10 for swatches)
- Customizable edgband (see p. 11 for swatches)
- Legs available in black or platinum
- Youth height leg option for 12" to 18"H adjustment
- Standing height leg option for 27" to 42"H adjustment (platinum only until 2022)
- Casters (locking and non-locking) available
- Enclosed book box available
- Wire book box available
- Sliding tote tray available
- Pack hook available (holds up to 50 lbs)
- Ganging device available
- Clamp Mount Outlet & USB Charger available

Part No.	Description	Dimensions	Ship Wt.	Base MSRP
G. Hierarchy Activity Table 3624 (Rectangle)				
66681-G-XXXX-XX	6036 (Rectangle) - Black	22" - 32"H x 60"W x 36"D	97 lbs	\$693.63
66682-G-XXXX-XX	6036 (Rectangle) - Platinum	22" - 32"H x 60"W x 36"D	97 lbs	\$693.63
66681K-G-XXXX-XX	6036 (Rectangle) - Youth Height Legs (Black)	12" - 18"H x 60"W x 36"D	97 lbs	\$693.63
66682K-G-XXXX-XX	6036 (Rectangle) - Youth Height Legs (Platinum)	12" - 18"H x 60"W x 36"D	97 lbs	\$693.63
66681S-G-XXXX-XX	6036 (Rectangle) - Standing Height Legs (Black)	27" - 42"H x 60"W x 36"D	97 lbs	\$834.43
66682S-G-XXXX-XX	6036 (Rectangle) - Standing Height Legs (Platinum)	27" - 42"H x 60"W x 36"D	97 lbs	\$834.43
H. Hierarchy Activity Table 4824 (Rectangle)				
66681-H-XXXX-XX	7236 (Rectangle) - Black	22" - 32"H x 72"W x 36"D	114 lbs	\$710.09
66682-H-XXXX-XX	7236 (Rectangle) - Platinum	22" - 32"H x 72"W x 36"D	114 lbs	\$710.09
66681K-H-XXXX-XX	7236 (Rectangle) - Youth Height Legs (Black)	12" - 18"H x 72"W x 36"D	114 lbs	\$710.09
66682K-H-XXXX-XX	7236 (Rectangle) - Youth Height Legs (Platinum)	12" - 18"H x 72"W x 36"D	114 lbs	\$710.09
66681S-H-XXXX-XX	7236 (Rectangle) - Standing Height Legs (Black)	27" - 42"H x 72"W x 36"D	114 lbs	\$850.89
66682S-H-XXXX-XX	7236 (Rectangle) - Standing Height Legs (Platinum)	27" - 42"H x 72"W x 36"D	114 lbs	\$850.89
I. Hierarchy Activity Table 6024 (Rectangle)				
66681-J-XXXX-XX	6048 (Rectangle) - Black	22" - 32"H x 60"W x 48"D	127 lbs	\$720.59
66682-J-XXXX-XX	6048 (Rectangle) - Platinum	22" - 32"H x 60"W x 48"D	127 lbs	\$720.59
66681K-J-XXXX-XX	6048 (Rectangle) - Youth Height Legs (Black)	12" - 18"H x 60"W x 48"D	127 lbs	\$720.59
66682K-J-XXXX-XX	6048 (Rectangle) - Youth Height Legs (Platinum)	12" - 18"H x 60"W x 48"D	127 lbs	\$720.59
66681S-J-XXXX-XX	6048 (Rectangle) - Standing Height Legs (Black)	27" - 42"H x 60"W x 48"D	127 lbs	\$861.39
66682S-J-XXXX-XX	6048 (Rectangle) - Standing Height Legs (Platinum)	27" - 42"H x 60"W x 48"D	127 lbs	\$861.39



Hierarchy Activity Tables - Square

The Hierarchy Activity Table is an ideal configurable classroom system with full right- and left-hand accessibility. Specifically designed for supporting a variety of learning modes to promote interaction in your classroom.

SCS Indoor Advantage Gold Certified.

Please note: Custom orders and whiteboard top option are subject to an upcharge and laminate availability. Please contact your sales representative for current availability and lead time information.

Standard Includes

- 1-1/4" scratch-resistant HPL tops with T-mold edgbanding
- Powder-coated steel Hierarchy legs with chrome inserts and floor safe swivel glides
- Height adjustable from 22" to 32"H with standard desk height leg inserts

Options

- Multiple shapes and sizes available
- Customizable HPL (see pp. 7-10 for swatches)
- Customizable edgband (see p. 11 for swatches)
- Legs available in black or platinum
- Youth height leg option for 12" to 18"H adjustment
- Standing height leg option for 27" to 42"H adjustment (platinum only until 2022)
- Casters (locking and non-locking) available
- Enclosed book box available
- Wire book box available
- Sliding tote tray available
- Pack hook available (holds up to 50 lbs)
- Ganging device available
- Clamp Mount Outlet & USB Charger available

Part No.	Description	Dimensions	Ship Wt.	Base MSRP
A. Hierarchy Activity Table 36 (Square)				
66681-K-XXXX-XX	36 (Square) – Black	22" – 32"H x 36"W x 36"D	65 lbs	\$461.79
66682-K-XXXX-XX	36 (Square) – Platinum	22" – 32"H x 36"W x 36"D	65 lbs	\$461.79
66681K-K-XXXX-XX	36 (Square) – Youth Height Legs (Black)	12" – 18"H x 36"W x 36"D	65 lbs	\$461.79
66682K-K-XXXX-XX	36 (Square) – Youth Height Legs (Platinum)	12" – 18"H x 36"W x 36"D	65 lbs	\$461.79
66681S-K-XXXX-XX	36 (Square) – Standing Height Legs (Black)	27" – 42"H x 36"W x 36"D	65 lbs	\$602.59
66682S-K-XXXX-XX	36 (Square) – Standing Height Legs (Platinum)	27" – 42"H x 36"W x 36"D	65 lbs	\$602.59
B. Hierarchy Activity Table 48 (Square)				
66681-L-XXXX-XX	48 (Square) – Black	22" – 32"H x 48"W x 48"D	103 lbs	\$601.26
66682-L-XXXX-XX	48 (Square) – Platinum	22" – 32"H x 48"W x 48"D	103 lbs	\$601.26
66681K-L-XXXX-XX	48 (Square) – Youth Height Legs (Black)	12" – 18"H x 48"W x 48"D	103 lbs	\$601.26
66682K-L-XXXX-XX	48 (Square) – Youth Height Legs (Platinum)	12" – 18"H x 48"W x 48"D	103 lbs	\$601.26
66681S-L-XXXX-XX	48 (Square) – Standing Height Legs (Black)	27" – 42"H x 48"W x 48"D	103 lbs	\$742.06
66682S-L-XXXX-XX	48 (Square) – Standing Height Legs (Platinum)	27" – 42"H x 48"W x 48"D	103 lbs	\$742.06
C Hierarchy Activity Table 60 (Square)				
66681-M-XXXX-XX	60 (Square) – Black	22" – 32"H x 60"W x 60"D	164 lbs	\$861.30
66682-M-XXXX-XX	60 (Square) – Platinum	22" – 32"H x 60"W x 60"D	164 lbs	\$861.30
66681K-M-XXXX-XX	60 (Square) – Youth Height Legs (Black)	12" – 18"H x 60"W x 60"D	164 lbs	\$861.30
66682K-M-XXXX-XX	60 (Square) – Youth Height Legs (Platinum)	12" – 18"H x 60"W x 60"D	164 lbs	\$861.30
66681S-M-XXXX-XX	60 (Square) – Standing Height Legs (Black)	27" – 42"H x 60"W x 60"D	164 lbs	\$1,002.10
66682S-M-XXXX-XX	60 (Square) – Standing Height Legs (Platinum)	27" – 42"H x 60"W x 60"D	164 lbs	\$1,002.10



Hierarchy Activity Tables - Round

The Hierarchy Activity Table is an ideal configurable classroom system with full right- and left-hand accessibility. Specifically designed for supporting a variety of learning modes to promote interaction in your classroom.

SCS Indoor Advantage Gold Certified.

Please note: Custom orders and whiteboard top option are subject to an upcharge and laminate availability. Please contact your sales representative for current availability and lead time information.

Standard Includes

- 1-1/4" scratch-resistant HPL tops with T-mold edgbanding
- Powder-coated steel Hierarchy legs with chrome inserts and floor safe swivel glides
- Height adjustable from 22" to 32"H with standard desk height leg inserts

Options

- Multiple shapes and sizes available
- Customizable HPL (see pp. 7-10 for swatches)
- Customizable edgband (see p. 11 for swatches)
- Legs available in black or platinum
- Youth height leg option for 12" to 18"H adjustment
- Standing height leg option for 27" to 42"H adjustment (platinum only until 2022)
- Casters (locking and non-locking) available
- Enclosed book box available
- Wire book box available
- Sliding tote tray available
- Pack hook available (holds up to 50 lbs)
- Ganging device available
- Clamp Mount Outlet & USB Charger available

Part No.	Description	Dimensions	Ship Wt.	Base MSRP
A. Hierarchy Activity Table 36 (Round)				
66681-N-XXXX-XX	36 (Round) - Black	22" - 32"H x 36"W x 36"D	54 lbs	\$452.60
66682-N-XXXX-XX	36 (Round) - Platinum	22" - 32"H x 36"W x 36"D	54 lbs	\$452.60
66681K-N-XXXX-XX	36 (Round) - Youth Height Legs (Black)	12" - 18"H x 36"W x 36"D	54 lbs	\$452.60
66682K-N-XXXX-XX	36 (Round) - Youth Height Legs (Platinum)	12" - 18"H x 36"W x 36"D	54 lbs	\$452.60
66681S-N-XXXX-XX	36 (Round) - Standing Height Legs (Black)	27" - 42"H x 36"W x 36"D	54 lbs	\$593.40
66682S-N-XXXX-XX	36 (Round) - Standing Height Legs (Platinum)	27" - 42"H x 36"W x 36"D	54 lbs	\$593.40
B. Hierarchy Activity Table 42 (Round)				
66681-P-XXXX-XX	42 (Round) - Black	22" - 32"H x 42"W x 42"D	68 lbs	\$526.34
66682-P-XXXX-XX	42 (Round) - Platinum	22" - 32"H x 42"W x 42"D	68 lbs	\$526.34
66681K-P-XXXX-XX	42 (Round) - Youth Height Legs (Black)	12" - 18"H x 42"W x 42"D	68 lbs	\$526.34
66682K-P-XXXX-XX	42 (Round) - Youth Height Legs (Platinum)	12" - 18"H x 42"W x 42"D	68 lbs	\$526.34
66681S-P-XXXX-XX	42 (Round) - Standing Height Legs (Black)	27" - 42"H x 42"W x 42"D	68 lbs	\$667.14
66682S-P-XXXX-XX	42 (Round) - Standing Height Legs (Platinum)	27" - 42"H x 42"W x 42"D	68 lbs	\$667.14
C Hierarchy Activity Table 48 (Round)				
66681-Q-XXXX-XX	48 (Round) - Black	22" - 32"H x 48"W x 48"D	86 lbs	\$588.39
66682-Q-XXXX-XX	48 (Round) - Platinum	22" - 32"H x 48"W x 48"D	86 lbs	\$588.39
66681K-Q-XXXX-XX	48 (Round) - Youth Height Legs (Black)	12" - 18"H x 48"W x 48"D	86 lbs	\$588.39
66682K-Q-XXXX-XX	48 (Round) - Youth Height Legs (Platinum)	12" - 18"H x 48"W x 48"D	86 lbs	\$588.39
66681S-Q-XXXX-XX	48 (Round) - Standing Height Legs (Black)	27" - 42"H x 48"W x 48"D	86 lbs	\$729.19
66682S-Q-XXXX-XX	48 (Round) - Standing Height Legs (Platinum)	27" - 42"H x 48"W x 48"D	86 lbs	\$729.19



Hierarchy Activity Tables - Trapezoid

The Hierarchy Activity Table is an ideal configurable classroom system with full right- and left-hand accessibility. Specifically designed for supporting a variety of learning modes to promote interaction in your classroom.

SCS Indoor Advantage Gold Certified.

Please note: Custom orders and whiteboard top option are subject to an upcharge and laminate availability. Please contact your sales representative for current availability and lead time information.

Standard Includes

- 1-1/4" scratch-resistant HPL tops with T-mold edgbanding
- Powder-coated steel Hierarchy legs with chrome inserts and floor safe swivel glides
- Height adjustable from 22" to 32"H with standard desk height leg inserts

Options

- Multiple shapes and sizes available
- Customizable HPL (see pp. 7-10 for swatches)
- Customizable edgband (see p. 11 for swatches)
- Legs available in black or platinum
- Youth height leg option for 12" to 18"H adjustment
- Standing height leg option for 27" to 42"H adjustment (platinum only until 2022)
- Casters (locking and non-locking) available
- Enclosed book box available
- Wire book box available
- Sliding tote tray available
- Pack hook available (holds up to 50 lbs)
- Ganging device available
- Clamp Mount Outlet & USB Charger available

Part No.	Description	Dimensions	Ship Wt.	Base MSRP
A. Hierarchy Activity Table 4824 (Trapezoid)				
66681-R-XXXX-XX	4824 (Trapezoid) - Black	22" - 32"H x 48"W x 24"D	50 lbs	\$379.40
66682-R-XXXX-XX	4824 (Trapezoid) - Platinum	22" - 32"H x 48"W x 24"D	50 lbs	\$379.40
66681K-R-XXXX-XX	4824 (Trapezoid) - Youth Height Legs (Black)	12" - 18"H x 48"W x 24"D	50 lbs	\$379.40
66682K-R-XXXX-XX	4824 (Trapezoid) - Youth Height Legs (Platinum)	12" - 18"H x 48"W x 24"D	50 lbs	\$379.40
66681S-R-XXXX-XX	4824 (Trapezoid) - Standing Height Legs (Black)	27" - 42"H x 48"W x 24"D	50 lbs	\$520.20
66682S-R-XXXX-XX	4824 (Trapezoid) - Standing Height Legs (Platinum)	27" - 42"H x 48"W x 24"D	50 lbs	\$520.20
B. Hierarchy Activity Table 6030 (Trapezoid)				
66681-S-XXXX-XX	6030 (Trapezoid) - Black	22" - 32"H x 60"W x 30"D	68 lbs	\$574.12
66682-S-XXXX-XX	6030 (Trapezoid) - Platinum	22" - 32"H x 60"W x 30"D	68 lbs	\$574.12
66681K-S-XXXX-XX	6030 (Trapezoid) - Youth Height Legs (Black)	12" - 18"H x 60"W x 30"D	68 lbs	\$574.12
66682K-S-XXXX-XX	6030 (Trapezoid) - Youth Height Legs (Platinum)	12" - 18"H x 60"W x 30"D	68 lbs	\$574.12
66681S-S-XXXX-XX	6030 (Trapezoid) - Standing Height Legs (Black)	27" - 42"H x 60"W x 30"D	68 lbs	\$714.92
66682S-S-XXXX-XX	6030 (Trapezoid) - Standing Height Legs (Platinum)	27" - 42"H x 60"W x 30"D	68 lbs	\$714.92



Hierarchy Activity Tables - Clover

The Hierarchy Activity Table is an ideal configurable classroom system with full right- and left-hand accessibility. Specifically designed for supporting a variety of learning modes to promote interaction in your classroom.

SCS Indoor Advantage Gold Certified.

Please note: Custom orders and whiteboard top option are subject to an upcharge and laminate availability. Please contact your sales representative for current availability and lead time information.

Standard Includes

- 1-1/4" scratch-resistant HPL tops with T-mold edgbanding
- Powder-coated steel Hierarchy legs with chrome inserts and floor safe swivel glides
- Height adjustable from 22" to 32"H with standard desk height leg inserts

Options

- Multiple shapes and sizes available
- Customizable HPL (see pp. 7-10 for swatches)
- Customizable edgband (see p. 11 for swatches)
- Legs available in black or platinum
- Youth height leg option for 12" to 18"H adjustment
- Standing height leg option for 27" to 42"H adjustment (platinum only until 2022)
- Casters (locking and non-locking) available
- Enclosed book box available
- Wire book box available
- Sliding tote tray available
- Pack hook available (holds up to 50 lbs)
- Ganging device available
- Clamp Mount Outlet & USB Charger available

Part No.	Description	Dimensions	Ship Wt.	Base MSRP
A. Hierarchy Activity Table 48 (Clover)				
66681-T-XXXX-XX	48 (Clover) - Black	22" - 32"H x 48"W x 48"D	91 lbs	\$588.39
66682-T-XXXX-XX	48 (Clover) - Platinum	22" - 32"H x 48"W x 48"D	91 lbs	\$588.39
66681K-T-XXXX-XX	48 (Clover) - Youth Height Legs (Black)	12" - 18"H x 48"W x 48"D	91 lbs	\$588.39
66682K-T-XXXX-XX	48 (Clover) - Youth Height Legs (Platinum)	12" - 18"H x 48"W x 48"D	91 lbs	\$588.39
66681S-T-XXXX-XX	48 (Clover) - Standing Height Legs (Black)	27" - 42"H x 48"W x 48"D	91 lbs	\$729.19
66682S-T-XXXX-XX	48 (Clover) - Standing Height Legs (Platinum)	27" - 42"H x 48"W x 48"D	91 lbs	\$729.19
B. Hierarchy Activity Table 60 (Clover)				
66681-U-XXXX-XX	60 (Clover) - Black	22" - 32"H x 60"W x 60"D	127 lbs	\$846.58
66682-U-XXXX-XX	60 (Clover) - Platinum	22" - 32"H x 60"W x 60"D	127 lbs	\$846.58
66681K-U-XXXX-XX	60 (Clover) - Youth Height Legs (Black)	12" - 18"H x 60"W x 60"D	127 lbs	\$846.58
66682K-U-XXXX-XX	60 (Clover) - Youth Height Legs (Platinum)	12" - 18"H x 60"W x 60"D	127 lbs	\$846.58
66681S-U-XXXX-XX	60 (Clover) - Standing Height Legs (Black)	27" - 42"H x 60"W x 60"D	127 lbs	\$987.38
66682S-U-XXXX-XX	60 (Clover) - Standing Height Legs (Platinum)	27" - 42"H x 60"W x 60"D	127 lbs	\$987.38



Hierarchy Activity Tables - Kidney

The Hierarchy Activity Table is an ideal configurable classroom system with full right- and left-hand accessibility. Specifically designed for supporting a variety of learning modes to promote interaction in your classroom.

SCS Indoor Advantage Gold Certified.

Please note: Custom orders and whiteboard top option are subject to an upcharge and laminate availability. Please contact your sales representative for current availability and lead time information.

Standard Includes

- 1-1/4" scratch-resistant HPL tops with T-mold edgbanding
- Powder-coated steel Hierarchy legs with chrome inserts and floor safe swivel glides
- Height adjustable from 22" to 32"H with standard desk height leg inserts

Options

- Multiple shapes and sizes available
- Customizable HPL (see pp. 7-10 for swatches)
- Customizable edgeband (see p. 11 for swatches)
- Legs available in black or platinum
- Youth height leg option for 12" to 18"H adjustment
- Standing height leg option for 27" to 42"H adjustment (platinum only until 2022)
- Casters (locking and non-locking) available
- Enclosed book box available
- Wire book box available
- Sliding tote tray available
- Pack hook available (holds up to 50 lbs)
- Ganging device available
- Clamp Mount Outlet & USB Charger available

Part No.	Description	Dimensions	Ship Wt.	Base MSRP
A. Hierarchy Activity Table 7248 (Kidney)				
66681-V-XXXX-XX	7248 (Kidney) – Black	22" – 32"H x 72"W x 48"D	119 lbs	\$748.70
66682-V-XXXX-XX	7248 (Kidney) – Platinum	22" – 32"H x 72"W x 48"D	119 lbs	\$748.70
66681K-V-XXXX-XX	7248 (Kidney) – Youth Height Legs (Black)	12" – 18"H x 72"W x 48"D	119 lbs	\$748.70
66682K-V-XXXX-XX	7248 (Kidney) – Youth Height Legs (Platinum)	12" – 18"H x 72"W x 48"D	119 lbs	\$748.70
66681S-V-XXXX-XX	7248 (Kidney) – Standing Height Legs (Black)	27" – 42"H x 72"W x 48"D	119 lbs	\$889.50
66682S-V-XXXX-XX	7248 (Kidney) – Standing Height Legs (Platinum)	27" – 42"H x 72"W x 48"D	119 lbs	\$889.50



Hierarchy Activity Tables - Horseshoe

The Hierarchy Activity Table is an ideal configurable classroom system with full right- and left-hand accessibility. Specifically designed for supporting a variety of learning modes to promote interaction in your classroom.

SCS Indoor Advantage Gold Certified.

Please note: Custom orders and whiteboard top option are subject to an upcharge and laminate availability. Please contact your sales representative for current availability and lead time information.

Standard Includes

- 1-1/4" scratch-resistant HPL tops with T-mold edgbanding
- Powder-coated steel Hierarchy legs with chrome inserts and floor safe swivel glides
- Height adjustable from 22" to 32"H with standard desk height leg inserts

Options

- Multiple shapes and sizes available
- Customizable HPL (see pp. 7-10 for swatches)
- Customizable edgband (see p. 11 for swatches)
- Legs available in black or platinum
- Youth height leg option for 12" to 18"H adjustment
- Standing height leg option for 27" to 42"H adjustment (platinum only until 2022)
- Casters (locking and non-locking) available
- Enclosed book box available
- Wire book box available
- Sliding tote tray available
- Pack hook available (holds up to 50 lbs)
- Ganging device available
- Clamp Mount Outlet & USB Charger available

Part No.	Description	Dimensions	Ship Wt.	Base MSRP
A. Hierarchy Activity Table 6660 (Horseshoe)				
66681-W-XXXX-XX	6660 (Horseshoe) – Black	22" – 32"H x 66"W x 60"D	130 lbs	\$891.52
66682-W-XXXX-XX	6660 (Horseshoe) – Platinum	22" – 32"H x 66"W x 60"D	130 lbs	\$891.52
66681K-W-XXXX-XX	6660 (Horseshoe) – Youth Height Legs (Black)	12" – 18"H x 66"W x 60"D	130 lbs	\$891.52
66682K-W-XXXX-XX	6660 (Horseshoe) – Youth Height Legs (Platinum)	12" – 18"H x 66"W x 60"D	130 lbs	\$891.52
66681S-W-XXXX-XX	6660 (Horseshoe) – Standing Height Legs (Black)	27" – 42"H x 66"W x 60"D	130 lbs	\$1,032.32
66682S-W-XXXX-XX	6660 (Horseshoe) – Standing Height Legs (Platinum)	27" – 42"H x 66"W x 60"D	130 lbs	\$1,032.32



Hierarchy Sail Desk

The Hierarchy Sail Desk is an ideal configurable classroom system with full right- and left-hand accessibility. Specifically designed for supporting a variety of learning modes to promote interaction in your classroom.

SCS Indoor Advantage Gold Certified.

Please note: Custom orders and whiteboard top option are subject to an upcharge and laminate availability. Please contact your sales representative for current availability and lead time information.

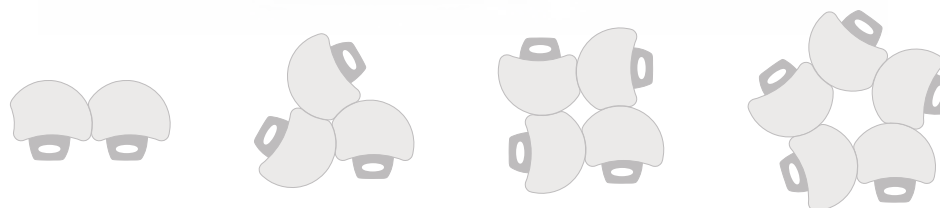
Standard Includes

- 1-1/4" scratch-resistant HPL tops with T-mold edgbanding
- Powder-coated steel Hierarchy legs with chrome inserts and floor safe swivel glides
- Height adjustable from 22" to 32"H with standard desk height leg inserts

Options

- Customizable HPL (see pp. 7-10 for swatches)
- Customizable edgeband (see p. 11 for swatches)
- Legs available in black or platinum
- Youth height leg option for 12" to 18"H adjustment
- Standing height leg option for 27" to 42"H adjustment (platinum only until 2022)
- Casters (locking and non-locking) available
- Enclosed book box available
- Wire book box available
- Sliding tote tray available
- Pack hook available (holds up to 50 lbs)
- Ganging device available
- Clamp Mount Outlet & USB Charger available

Part No.	Description	Dimensions	Ship Wt.	Base MSRP
A. Hierarchy Sail Desk				
1133AX-XXXX	Hierarchy Sail Desk – Black	22" – 32"H x 31.8"W x 23.5"D	45 lbs	\$467.29
1143AX-XXXX	Hierarchy Sail Desk – Platinum	22" – 32"H x 31.8"W x 23.5"D	45 lbs	\$467.29
1153AX-XXXX	Hierarchy Sail Desk – Youth Height Legs (Black)	12" – 18"H x 31.8"W x 23.5"D	45 lbs	\$467.29
1163AX-XXXX	Hierarchy Sail Desk – Youth Height Legs (Platinum)	12" – 18"H x 31.8"W x 23.5"D	45 lbs	\$467.29
1173AX-XXXX	Hierarchy Sail Desk – Standing Height Legs (Black)	27" – 42"H x 31.8"W x 23.5"D	45 lbs	\$608.09
1183AX-XXXX	Hierarchy Sail Desk – Standing Height Legs (Platinum)	27" – 42"H x 31.8"W x 23.5"D	45 lbs	\$608.09



Hierarchy Twister Tables

The Hierarchy Twister Table is an ideal configurable classroom system with full right- and left-hand accessibility. Specifically designed for supporting a variety of learning modes to promote interaction in your classroom.

SCS Indoor Advantage Gold Certified.

Please note: Custom orders and whiteboard top option are subject to an upcharge and laminate availability. Please contact your sales representative for current availability and lead time information.

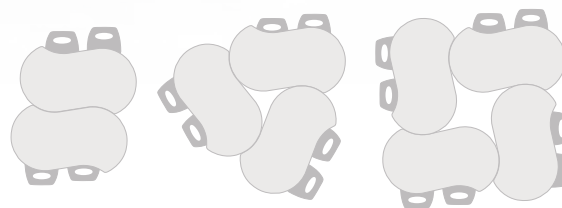
Standard Includes

- 1-1/4" scratch-resistant HPL tops with T-mold edgbanding
- Powder-coated steel Hierarchy legs with chrome inserts and floor safe swivel glides
- Height adjustable from 22" to 32"H with standard desk height leg inserts

Options

- Two sizes available
- Customizable HPL (see pp. 7-10 for swatches)
- Customizable edgeband (see p. 11 for swatches)
- Legs available in black or platinum
- Youth height leg option for 12" to 18"H adjustment
- Standing height leg option for 27" to 42"H adjustment (platinum only until 2022)
- Casters (locking and non-locking) available
- Enclosed book box available
- Wire book box available
- Sliding tote tray available
- Pack hook available (holds up to 50 lbs)
- Ganging device available
- Clamp Mount Outlet & USB Charger available

Part No.	Description	Dimensions	Ship Wt.	Base MSRP
A. Hierarchy Twister Table (Small)				
1733UX-XXXX	Hierarchy Twister Table (Small) – Black	22" – 32"H x 59.2"W x 31.7"D	85 lbs	\$560.80
1743UX-XXXX	Hierarchy Twister Table (Small) – Platinum	22" – 32"H x 59.2"W x 31.7"D	85 lbs	\$560.80
1753UX-XXXX	Hierarchy Twister Table (Small) – Youth Height Legs (Black)	12" – 18"H x 59.2"W x 31.7"D	85 lbs	\$560.80
1763UX-XXXX	Hierarchy Twister Table (Small) – Youth Height Legs (Platinum)	12" – 18"H x 59.2"W x 31.7"D	85 lbs	\$560.80
1773UX-XXXX	Hierarchy Twister Table (Small) – Standing Height Legs (Black)	27" – 42"H x 59.2"W x 31.7"D	85 lbs	\$701.60
1783UX-XXXX	Hierarchy Twister Table (Small) – Standing Height Legs (Platinum)	27" – 42"H x 59.2"W x 31.7"D	85 lbs	\$701.60
B. Hierarchy Twister Table (Large)				
1733TX-XXXX	Hierarchy Twister Table (Large) – Black	22" – 32"H x 71.7"W x 37.6"D	115 lbs	\$660.59
1743TX-XXXX	Hierarchy Twister Table (Large) – Platinum	22" – 32"H x 71.7"W x 37.6"D	115 lbs	\$660.59
1753TX-XXXX	Hierarchy Twister Table (Large) – Youth Height Legs (Black)	12" – 18"H x 71.7"W x 37.6"D	115 lbs	\$660.59
1763TX-XXXX	Hierarchy Twister Table (Large) – Youth Height Legs (Platinum)	12" – 18"H x 71.7"W x 37.6"D	115 lbs	\$660.59
1773TX-XXXX	Hierarchy Twister Table (Large) – Standing Height Legs (Black)	27" – 42"H x 71.7"W x 37.6"D	115 lbs	\$801.39
1783TX-XXXX	Hierarchy Twister Table (Large) – Standing Height Legs (Platinum)	27" – 42"H x 71.7"W x 37.6"D	115 lbs	\$801.39



Hierarchy CogNitiv Table

The Hierarchy CogNitiv Table is an ideal configurable classroom system with full right- and left-hand accessibility. Specifically designed for supporting a variety of learning modes to promote interaction in your classroom.

SCS Indoor Advantage Gold Certified.

Please note: Custom orders and whiteboard top option are subject to an upcharge and laminate availability. Please contact your sales representative for current availability and lead time information.

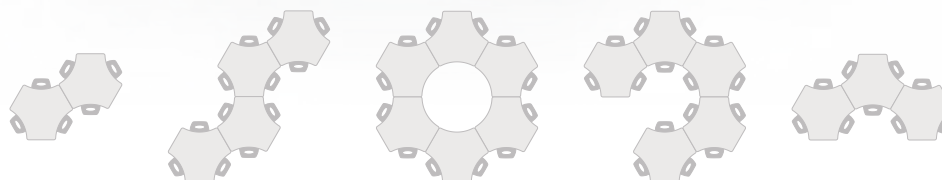
Standard Includes

- 1-1/4" scratch-resistant HPL tops with T-mold edgbanding
- Powder-coated steel Hierarchy legs with chrome inserts and floor safe swivel glides
- Height adjustable from 22" to 32"H with standard desk height leg inserts

Options

- Customizable HPL (see pp. 7-10 for swatches)
- Customizable edgeband (see p. 11 for swatches)
- Legs available in black or platinum
- Youth height leg option for 12" to 18"H adjustment
- Standing height leg option for 27" to 42"H adjustment (platinum only until 2022)
- Casters (locking and non-locking) available
- Enclosed book box available
- Wire book box available
- Sliding tote tray available
- Pack hook available (holds up to 50 lbs)
- Ganging device available
- Clamp Mount Outlet & USB Charger available

Part No.	Description	Dimensions	Ship Wt.	Base MSRP
A. Hierarchy CogNitiv Table - Desk Height Legs				
66681-AJ-XXXX-XX	Desk Height Legs (Black)	22" – 32"H x 64.6"W x 56.5"D	130 lbs	\$869.72
66682-AJ-XXXX-XX	Desk Height Legs (Platinum)	22" – 32"H x 64.6"W x 56.5"D	130 lbs	\$869.72
66681-AK-XXXX-XX	Desk Height Legs (Black) – Center Grommet	22" – 32"H x 64.6"W x 56.5"D	130 lbs	\$886.22
66682-AK-XXXX-XX	Desk Height Legs (Platinum) – Center Grommet	22" – 32"H x 64.6"W x 56.5"D	130 lbs	\$886.22
A. Hierarchy CogNitiv Table - Youth Height Legs				
66681K-AJ-XXXX-XX	Youth Height Legs (Black)	12" – 18"H x 64.6"W x 56.5"D	130 lbs	\$869.72
66682K-AJ-XXXX-XX	Youth Height Legs (Platinum)	12" – 18"H x 64.6"W x 56.5"D	130 lbs	\$869.72
66681K-AK-XXXX-XX	Youth Height Legs (Black) – Center Grommet	12" – 18"H x 64.6"W x 56.5"D	130 lbs	\$886.22
66682K-AK-XXXX-XX	Youth Height Legs (Platinum) – Center Grommet	12" – 18"H x 64.6"W x 56.5"D	130 lbs	\$886.22
A. Hierarchy CogNitiv Table - Standing Height Legs				
66681S-AJ-XXXX-XX	Standing Height Legs (Black)	27" – 42"H x 64.6"W x 56.5"D	130 lbs	\$1,010.52
66682S-AJ-XXXX-XX	Standing Height Legs (Platinum)	27" – 42"H x 64.6"W x 56.5"D	130 lbs	\$1,010.52
66681S-AK-XXXX-XX	Standing Height Legs (Black) – Center Grommet	27" – 42"H x 64.6"W x 56.5"D	130 lbs	\$1,027.02
66682S-AK-XXXX-XX	Standing Height Legs (Platinum) – Center Grommet	27" – 42"H x 64.6"W x 56.5"D	130 lbs	\$1,027.02



Hierarchy Shapes Desk + Porcelain Steel Top

Hierarchy Shapes Desk brings simplicity and functionality in a customizable package made to fit any classroom or study setting. Available with a porcelain steel whiteboard top, designed to provide space for doodling, jotting down notes and ideas, and brainstorming. Surface accepts magnets for even more versatility.

Porcelain reduces ambient reflection and glare over standard markerboard, providing a more comfortable to use writing surface. Porcelain also has superior erasability, and comes with a lifetime guarantee.

Tests show porcelain is 2.5 times harder and twice as scratch-resistant as laminate, reducing dents, dings, and other damage. Surface is also 5.5 times more wear-resistant.

Erasability is 2.5 times better on a porcelain surface versus laminate dry erase surface when both surfaces are new, and holds up to use, showing 5 times better erasability over time.

Porcelain top is also resistant to delamination, keeping dry erasability intact for the life of the desk.

MOQ of 5.

SCS Indoor Advantage Gold Certified.

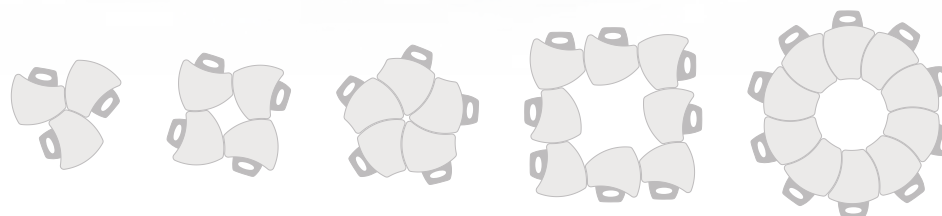
Standard Includes

- 1-1/4" top with 24-gauge porcelain steel whiteboard surface material
- Molded polypropylene edgebanding in black, raised slightly for a fully encapsulated top to deter rust
- Powder-coated steel Hierarchy legs with chrome inserts and floor safe swivel glides
- Height adjustable from 22" to 32"H with standard desk height leg inserts

Options

- Legs available in black or platinum
- Youth height leg option for 12" to 18"H adjustment
- Standing height leg option for 27" to 42"H adjustment (platinum only until 2022)
- Casters (locking and non-locking) available
- Enclosed book box available
- Wire book box available
- Sliding tote tray available
- Pack hook available (holds up to 50 lbs)
- Ganging device available
- Clamp Mount Outlet & USB Charger available

Part No.	Description	Dimensions	Ship Wt.	Base MSRP
A. Hierarchy Shapes Desk + Porcelain Steel Top				
70522	Hierarchy Shapes Desk + Porcelain Top (Black Legs) (MOQ 5)	22" - 32"H x 29.9"W x 28.4"D	42 lbs	\$490.66
70523	Hierarchy Shapes Desk + Porcelain Top (Platinum Legs) (MOQ 5)	22" - 32"H x 29.9"W x 28.4"D	42 lbs	\$490.66



Hierarchy Activity Table + Porcelain Steel Top

Hierarchy Activity Table brings simplicity and functionality in a customizable package made to fit any classroom or study setting. Available with a porcelain steel whiteboard top, designed to provide space for doodling, jotting down notes and ideas, and brainstorming. Surface accepts magnets for even more versatility.

Porcelain reduces ambient reflection and glare over standard markerboard, providing a more comfortable to use writing surface. Porcelain also has superior erasability, and comes with a lifetime guarantee.

Tests show porcelain is 2.5 times harder and twice as scratch-resistant as laminate, reducing dents, dings, and other damage. Surface is also 5.5 times more wear-resistant.

Erasability is 2.5 times better on a porcelain surface versus laminate dry erase surface when both surfaces are new, and holds up to use, showing 5 times better erasability over time.

Porcelain top is also resistant to delamination, keeping dry erasability intact for the life of the desk.

MOQ of 5.

SCS Indoor Advantage Gold Certified.

Standard Includes

- 1-1/4" top with 24-gauge porcelain steel whiteboard surface material
- Molded polypropylene edgebanding in black, raised slightly for a fully encapsulated top to deter rust
- Powder-coated steel Hierarchy legs with chrome inserts and floor safe swivel glides
- Height adjustable from 22" to 32"H with standard desk height leg inserts

Options

- Legs available in black or platinum
- Youth height leg option for 12" to 18"H adjustment
- Standing height leg option for 27" to 42"H adjustment (platinum only until 2022)
- Casters (locking and non-locking) available
- Enclosed book box available
- Wire book box available
- Sliding tote tray available
- Pack hook available (holds up to 50 lbs)
- Ganging device available
- Clamp Mount Outlet & USB Charger available

Part No.	Description	Dimensions	Ship Wt.	Base MSRP
A. Hierarchy Activity Table + Porcelain Steel Top				
70524	Hierarchy Activity Table + Porcelain Top – 6030 Rectangle (Black)	22" – 32"H x 60"W x 30"D	84 lbs	\$933.24
70525	Hierarchy Activity Table + Porcelain Top – 6030 Rectangle (Platinum)	22" – 32"H x 60"W x 30"D	84 lbs	\$933.24



Hierarchy Creator Table + Porcelain Steel Top

Hierarchy Creator Table brings simplicity and functionality in a customizable package made to fit any classroom or study setting. Available with a porcelain steel whiteboard top, designed to provide space for doodling, jotting down notes and ideas, and brainstorming. Surface accepts magnets for even more versatility.

Porcelain reduces ambient reflection and glare over standard markerboard, providing a more comfortable to use writing surface. Porcelain also has superior erasability, and comes with a lifetime guarantee.

Tests show porcelain is 2.5 times harder and twice as scratch-resistant as laminate, reducing dents, dings, and other damage. Surface is also 5.5 times more wear-resistant.

Erasability is 2.5 times better on a porcelain surface versus laminate dry erase surface when both surfaces are new, and holds up to use, showing 5 times better erasability over time.

Porcelain top is also resistant to delamination, keeping dry erasability intact for the life of the desk.

MOQ of 5.

SCS Indoor Advantage Gold Certified.

Standard Includes

- 1-1/4" top with 24-gauge porcelain steel whiteboard surface material
- Molded polypropylene edgebanding in black, raised slightly for a fully encapsulated top to deter rust
- Powder-coated steel Hierarchy legs with chrome inserts and floor safe swivel glides
- Height adjustable from 22" to 32"H with standard desk height leg inserts

Options

- Legs available in black or platinum
- Youth height leg option for 12" to 18"H adjustment
- Standing height leg option for 27" to 42"H adjustment (platinum only until 2022)
- Casters (locking and non-locking) available
- Enclosed book box available
- Wire book box available
- Sliding tote tray available
- Pack hook available (holds up to 50 lbs)
- Ganging device available
- Clamp Mount Outlet & USB Charger available

Part No.	Description	Dimensions	Ship Wt.	Base MSRP
A. Hierarchy Creator Table + Porcelain Steel Top				
70526	Hierarchy Creator Table + Porcelain Top – Wavy Rectangle (Black)	22" – 32"H x 58.8"W x 32.6"D	84 lbs	\$862.79
70527	Hierarchy Creator Table + Porcelain Top – Wavy Rectangle (Platinum)	22" – 32"H x 58.8"W x 32.6"D	84 lbs	\$862.79



Hierarchy Creator Desk + Porcelain Steel Top

Hierarchy Creator Desk brings simplicity and functionality in a customizable package made to fit any classroom or study setting. Available with a porcelain steel whiteboard top, designed to provide space for doodling, jotting down notes and ideas, and brainstorming. Surface accepts magnets for even more versatility.

Porcelain reduces ambient reflection and glare over standard markerboard, providing a more comfortable to use writing surface. Porcelain also has superior erasability, and comes with a lifetime guarantee.

Tests show porcelain is 2.5 times harder and twice as scratch-resistant as laminate, reducing dents, dings, and other damage. Surface is also 5.5 times more wear-resistant.

Erasability is 2.5 times better on a porcelain surface versus laminate dry erase surface when both surfaces are new, and holds up to use, showing 5 times better erasability over time.

Porcelain top is also resistant to delamination, keeping dry erasability intact for the life of the desk.

MOQ of 5.

SCS Indoor Advantage Gold Certified.

Standard Includes

- 1-1/4" top with 24-gauge porcelain steel whiteboard surface material
- Molded polypropylene edgebanding in black, raised slightly for a fully encapsulated top to deter rust
- Powder-coated steel Hierarchy legs with chrome inserts and floor safe swivel glides
- Height adjustable from 22" to 32"H with standard desk height leg inserts

Options

- Legs available in black or platinum
- Youth height leg option for 12" to 18"H adjustment
- Standing height leg option for 27" to 42"H adjustment (platinum only until 2022)
- Casters (locking and non-locking) available
- Enclosed book box available
- Wire book box available
- Sliding tote tray available
- Pack hook available (holds up to 50 lbs)
- Ganging device available
- Clamp Mount Outlet & USB Charger available

Part No.	Description	Dimensions	Ship Wt.	Base MSRP
A. Hierarchy Creator Desk + Porcelain Steel Top				
70528	Hierarchy Creator Desk + Porcelain Top - Wavy Rectangle (Black) (MOQ 5)	22" - 32"H x 32.1"W x 21.4"D	50 lbs	\$440.06
70529	Hierarchy Creator Desk + Porcelain Top - Wavy Rectangle (Platinum) (MOQ 5)	22" - 32"H x 32.1"W x 21.4"D	50 lbs	\$440.06



Hierarchy Cantilever Desk

Add the versatile and durable Hierarchy Cantilever Desk to your classroom for configurable seating for any learning activity.

Height adjustable cantilever-based student desk is available with a variety of top shapes to configure into rows or group pods as you need. Colorful laminate and edgiband offering coordinates with any other member of the Hierarchy line.

Desks stack for easy and compact storage.

Please note: Custom orders and whiteboard top option are subject to an upcharge and laminate availability. Please contact your sales representative for current availability and lead time.

SCS Indoor Advantage Gold Certified.

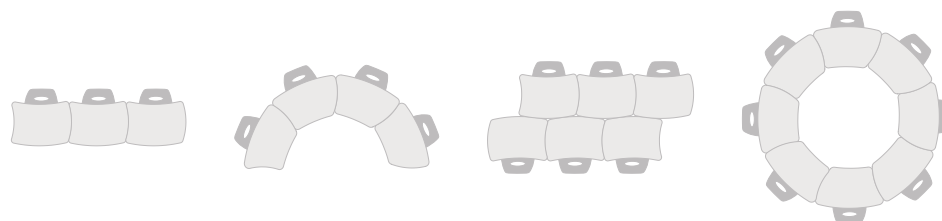
Standard Includes

- 1" HPL top with T-mold edgiband
- Powder-coated steel base
- Height adjustable from 23" to 30"

Options

- Customizable HPL (see pp. 7-10 for swatches)
- Customizable edgiband (see p. 11 for swatches)
- Base available in black or platinum
- Wire book box available
- Ganging device available
- Clamp Mount Outlet & USB Charger available

Part No.	Description	Dimensions	Ship Wt.	Base MSRP
A. Hierarchy Cantilever Desk - Curve Top				
84391-B-XXXX-XX	Hierarchy Cantilever Desk (Curve Top + Black)	23" - 30"H x 34"W x 21.8"D	25 lbs	\$741.52
84390-B-XXXX-XX	Hierarchy Cantilever Desk (Curve Top + Platinum)	23" - 30"H x 34"W x 21.8"D	25 lbs	\$741.52
B. Hierarchy Cantilever Desk - Straight Top				
84391-C-XXXX-XX	Hierarchy Cantilever Desk (Straight Top + Black)	23" - 30"H x 30"W x 21.5"D	25 lbs	\$741.52
84390-C-XXXX-XX	Hierarchy Cantilever Desk (Straight Top + Platinum)	23" - 30"H x 30"W x 21.5"D	25 lbs	\$741.52



Up-Rite Student Desk

The Up-Rite Student Height Adjustable Sit/Stand Desk is the energetic addition to complement any classroom. With full sit to stand adjustment, you can adjust for virtually any height, activity and position at the flip of a lever.

Standing desks contribute to more productivity, better posture, less energy dips and variety of other benefits. You will also have a space saving design and superior maneuverability in the classroom.

Please note: Custom orders and whiteboard top option are subject to an upcharge and laminate availability. Please contact your sales representative for current availability and lead time.

SCS Indoor Advantage Gold Certified.

Standard Includes

- 1-1/8" HPL top with T-mold edgeband
- Powder-coated steel base
- Height adjustable from 26" to 43"
- Base includes two glides and two casters for easy tilting and repositioning
- Fully adjustable foot rest

Options

- Top available in curved or Fender shape
- Customizable HPL (see pp. 7-10 for swatches)
- Customizable edgeband (see p. 11 for swatches)
- Base available in black or platinum
- Clamp Mount Outlet & USB Charger available

Part No.	Description	Dimensions	Ship Wt.	Base MSRP
A. Up-Rite Student Desk - Curve Top				
90532-XXXX-XX	Up-Rite Student Desk (Black) - Curve Top	26" - 43"H x 26.6"W x 20"D	44 lbs	\$701.79
90533-XXXX-XX	Up-Rite Student Desk (Platinum) - Curve Top	26" - 43"H x 26.6"W x 20"D	44 lbs	\$701.79
B. Up-Rite Student Desk - Fender Top				
90532-F-XXXX-XX	Up-Rite Student Desk (Black) - Fender Top	26" - 43"H x 33"W x 23"D	54 lbs	\$701.79
90533-F-XXXX-XX	Up-Rite Student Desk (Platinum) - Fender Top	26" - 43"H x 33"W x 23"D	54 lbs	\$701.79



DISCONTINUED: Black available while supplies last!



Hierarchy Grow & Roll Desks and Tables

With a sleek design, Hierarchy Grow & Roll tables and desks easily height adjust with the touch of the finger to accommodate users of all sizes and ages.

Available in fun and functional new table top designs. Choose from bean, beluga, fender by MooreCo, and rectangle. Tables seat two students comfortably, while desks fit one.

All versions are height adjustable with one handle adjustment, making it easy on the student to adjust the height to their own comfort level.

Optional modesty panels available to add style and privacy. Comes in two sizes. Perforated platinum powder coated steel finish coordinates with virtually any environment.

Please note: Custom orders and whiteboard top option are subject to an upcharge and laminate availability. Please contact your sales representative for current availability and lead time.


SCS Indoor Advantage Gold Certified.

Standard Includes

- HPL top with T-mold edgeband
- Platinum powder-coated steel base
- One column base for desks
- Two column base for tables
- Height adjustable from 26.5" to 42.3"
- Base includes four casters (two locking)

Options

- Multiple sizes and shapes available
- Customizable HPL (see pp. 7-10 for swatches)
- Customizable edgeband (see p. 11 for swatches)
- Modesty panels available



Part No.	Description	Dimensions	Ship Wt.	Base MSRP
A. Hierarchy Grow & Roll Desks				
59040-A-XXXX-XX	Desk – Large Fender by MooreCo	26.5" – 42.3"H x 36"W x 24"D	54 lbs	\$810.83
59040-B-XXXX-XX	Desk – Large Beluga	26.5" – 42.3"H x 35"W x 24"D	54 lbs	\$810.83
59040-C-XXXX-XX	Desk – Rectangle	26.5" – 42.3"H x 36"W x 24"D	54 lbs	\$810.83
59040-D-XXXX-XX	Desk – Bean	26.5" – 42.3"H x 36"W x 24"D	54 lbs	\$810.83
B. Hierarchy Grow & Roll Tables				
59041-A-XXXX-XX	Table – Rectangle	26.5" – 42.3"H x 60"W x 30"D	94 lbs	\$1,445.78
59041-B-XXXX-XX	Table – Wavy Rectangle	26.5" – 42.3"H x 59"W x 32"D	94 lbs	\$1,445.78
59041-C-XXXX-XX	Table – Bean	26.5" – 42.3"H x 66"W x 24"D	94 lbs	\$1,445.78
C. Modesty Panels				
66284	Modesty Panel (Small)	12"H x 29"W x 1.4"D	5 lbs	\$103.95
66285	Modesty Panel (Large)	12"H x 54"W x 1.4"D	9 lbs	\$157.47



Shown with optional modesty panels

Height Adjustable Flipper Desks

Specially designed to easily accommodate a range of ages and sizes, the Height Adjustable Flipper Desk is one of the most flexible desk systems on the market.

Desks adjust to allow easy viewing with stadium style seating. Desks can be used with chairs, stools, or while standing, allowing students to choose the most comfortable position, promoting active learning and improved focus.

Tops flip back with a simple one handed lever mechanism to allow for easy transport and nesting for compact storage.

Tops are available in three fun and functional shapes: fender by MooreCo, beluga, and rectangle. Desks can be used individually or joined together for group pods, easy to set up for collaborative activities.

Please note: Custom orders and whiteboard top option are subject to an upcharge and laminate availability. Please contact your sales representative for current availability and lead time.

SCS Indoor Advantage Gold Certified.

Standard Includes

- 1" thick HPL top with T-mold edgeband
- Top flips back with one handed lever mechanism
- Black powder-coated steel base
- Height adjustable from 28.5" to 45"
- Base includes four 2" casters (two locking) and stabilizing stretcher bar

Options

- Multiple sizes and shapes available
- Customizable HPL (see pp. 7-10 for swatches)
- Customizable edgeband (see p. 11 for swatches)

Part No.	Description	Dimensions	Ship Wt.	Base MSRP
A. Height Adjustable Flipper Desks				
91186-A-XXXX-XX	Fender by MooreCo	28.5" – 45"H x 40"W x 25"D	65 lbs	\$644.27
91186-B-XXXX-XX	Beluga	28.5" – 45"H x 34"W x 24"D	65 lbs	\$619.57
91186-C-XXXX-XX	Rectangle	28.5" – 45"H x 32"W x 24"D	65 lbs	\$607.45



Economy Shapes Desk

Economy Shapes Desk brings simplicity and functionality to fit any classroom or study setting.

Desks offer quick and easy assembly, numerous group configurations, and height adjustability.

Group tables together in a multitude of ways to fit your classroom needs. Provides flexibility and workspace comfort for left or right hand seating.

SCS Indoor Advantage Gold Certified.

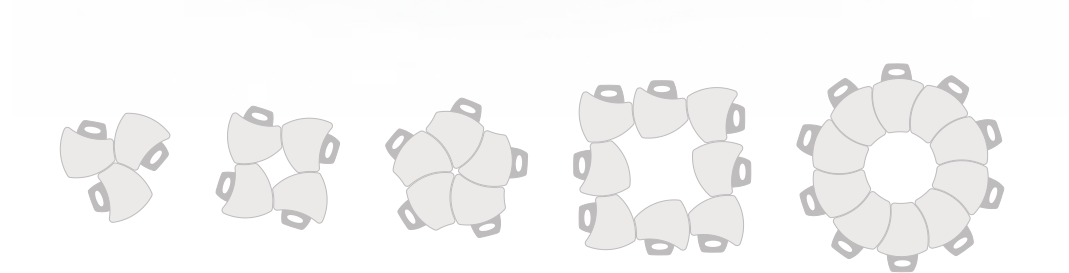
Standard Includes

- HPL top with black edgeband
- Black powder-coated steel legs with chrome insert and swivel glides
- Height adjustable from 21" to 30" with standard inserts

Options

- Fusion Maple or Gray Nebula top
- Youth height leg inserts for 15" to 24" height adjustment
- Optional wire book box
- Optional sliding tote tray

Part No.	Description	Dimensions	Ship Wt.	Base MSRP
A. Economy Shapes Desk				
90580	Economy Shapes Desk (Fusion Maple)	21" – 30" x 28.8"W x 27.8"D	25 lbs	\$298.38
90581	Economy Shapes Desk (Gray Nebula)	21" – 30" x 28.8"W x 27.8"D	25 lbs	\$298.38



Essentials Economy Rectangle Desk

Essentials Economy Rectangle Desk brings simplicity and functionality to fit any classroom or study setting.

Desks offer quick and easy assembly, numerous group configurations, and height adjustability.

Group tables together in a multitude of ways to fit your classroom needs. Provides flexibility and workspace comfort for left or right hand seating.

SCS Indoor Advantage Gold Certified.

Standard Includes

- HPL top with black edgeband
- Black powder-coated steel legs with chrome insert and swivel glides
- Height adjustable from 21" to 30" with standard inserts

Options

- Fusion Maple or Gray Nebula top
- Youth height leg inserts for 15" to 24" height adjustment
- Optional wire book box
- Optional sliding tote tray

Part No.	Description	Dimensions	Ship Wt.	Base MSRP
A. Essentials Economy Rectangle Desk				
91672	Essentials Economy Rectangle Desk (Fusion Maple)	21" - 30"H x 26"W x 20"D	22 lbs	\$291.29
91673	Essentials Economy Rectangle Desk (Gray Nebula)	21" - 30"H x 26"W x 20"D	22 lbs	\$291.29



Classroom X

Classroom X is a revolutionary concept in custom educational furnishings, conceived with the goal of creating a classroom that is flexible, cohesive, and supports personalized learning for students, all without long lead times.

SCS Indoor Advantage Gold Certified.

Standard Includes

- Hierarchy Shapes Desk (Standard) (20 or 25) in your choice of standard HPL and Hierarchy edgebands
- Hierarchy 4-Leg Chair (18") (20 or 25) in your choice of Hierarchy colors
- Mobile Teacher Workstation II (1) in your choice of standard HPL and Hierarchy edgebands
- Hierarchy 5-Star Stool (1) in your choice of Hierarchy colors
- Visionary Move Mobile Glass Whiteboard (Small) (1) in your choice of Hierarchy colors

Options

- Customizable HPL (see pp. 7–10 for swatches)
- Customizable edgeband (see p. 11 for swatches)
- Choose from multiple color options for seating shells (see p. 11 for swatches)
- Choose from multiple color options for mobile glass board (see p. 501 for swatches)
- Choose set up for 20 or 25 students and 1 instructor
- Upgrade to include media space set up featuring a MediaSpace Table (small) in your choice of standard HPL and Hierarchy edgebands and five Hierarchy Grow Stools in your choice of Hierarchy colors

Part No.	Description	Dimensions	Ship Wt.	Base MSRP
A. Classroom X Packages				
CRX-20-XXXX-XXXX	Classroom X (20)	20 Students	1390 lbs	CALL
CRXM-20-XXXX-XXXX	Classroom X (20) + MediaSpace Upgrade	20 Students	1590 lbs	CALL
CRX-25-XXXX-XXXX	Classroom X (25)	25 Students	1660 lbs	CALL
CRXM-25-XXXX-XXXX	Classroom X (25) + MediaSpace Upgrade	25 Students	1860 lbs	CALL



Student Desk Accessories

We offer a variety of student desk accessories to add fun and functionality to your classrooms, including casters, several book box options, cup holders, and more.

Please note: not all accessories will work with all desk and tables. Please contact your sales representative for compatibility.

SCS Indoor Advantage Gold Certified.

Part No.	Description	Dimensions	Ship Wt.	Base MSRP
A. Student Desk Accessories				
66654	Student Desk Casters (set of 2)	1.5" diameter	3 lbs	\$44.59
66659	Student Desk Locking Casters (set of 2)	1.5" diameter	3 lbs	\$48.42
66661	Wire Book Box - Black WHILE SUPPLIES LAST	4"H x 15"W x 13.5"D	5 lbs	\$49.69
66662	Wire Book Box - Chrome	4"H x 15"W x 13.5"D	5 lbs	\$49.69
66632	Enclosed Book Box - Black WHILE SUPPLIES LAST	4"H x 17"W x 12"D	3 lbs	\$68.00
66633	Enclosed Book Box - Platinum	4"H x 17"W x 12"D	3 lbs	\$68.00
83530	Tote Tray (set of 2) WHILE SUPPLIES LAST	3.8"H x 13"W x 17"D	18 lbs	\$281.82
66669	Pack Hook (set of 2)	Holds up to 50 lbs	2 lbs	\$8.92
59019	Student Desk Cup Holder	4.1"H x 6.5"W x 4"D	1 lb	\$24.26



Mobile Teacher Workstation II

Ideal for the teacher on-the-go, the Mobile Teacher Workstation II is a stylish and mobile solution to today's changing classroom needs.

Features a durable and curved top and a platinum steel base. Grommet provides easy cable management.

Base features a locking cabinet and a locking file drawer to accommodate all of your devices and materials.

Please note: Custom orders and whiteboard top option are subject to an upcharge and laminate availability. Please contact your sales representative for current availability and lead time information.

SCS Indoor Advantage Gold Certified.

Standard Includes

- HPL top with T-mold edgeband
- Powder-coated platinum steel base
- Locking storage cabinet and locking file drawer integrated in the base
- 3" locking non-marring casters

Options

- Customizable HPL (see pp. 7-10 for swatches)
- Customizable edgeband (see p. 11 for swatches)
- Optional modesty panel available
- Optional locking accessory drawer available
- Pop-Up Grommet Outlet & USB Charger available
- Clamp Mount Outlet & USB Charger available

Part No.	Description	Dimensions	Ship Wt.	Base MSRP
A. Mobile Teacher Workstation II				
91289-XXXX-XX	Mobile Teacher Workstation II	40"H x 47.6"W x 30"D	131 lbs	\$1,857.00
91290	Optional Modesty Panel	10.3"H x 40"W	10 lbs	\$131.64



Shown with optional modesty panel

Avid Modular Desk System

Ideal for the teacher on-the-go, the Mobile Teacher Workstation II is a stylish and mobile solution to today's changing classroom needs.

Features a durable and curved top and a platinum steel base. Grommet provides easy cable management.

Base features a locking cabinet and a locking file drawer to accommodate all of your devices and materials.

Please note: Custom orders and whiteboard top option are subject to an upcharge and laminate availability. Please contact your sales representative for current availability and lead time information.

SCS Indoor Advantage Gold Certified.

Standard Includes

- HPL top with T-mold edgeband
- Powder-coated platinum steel base
- Locking storage cabinet and locking file drawer integrated in the base
- 3" locking non-marring casters

Options

- Customizable HPL (see pp. 7-10 for swatches)
- Customizable edgeband (see p. 11 for swatches)
- Optional glides available
- Optional locking accessory drawer available
- Pop-Up Grommet Outlet & USB Charger available
- Clamp Mount Outlet & USB Charger available

Part No.	Description	Dimensions	Ship Wt.	Base MSRP
A. Avid Modular Desk System				
91774-XXXX-XX	Avid Single Pedestal Desk - 6030	29.8"H x 60"W x 30"D	195 lbs	\$2,113.13
91775-XXXX-XX	Avid Single Pedestal Desk - 6024	29.8"H x 60"W x 24"D	180 lbs	\$2,070.15
91776-XXXX-XX	Avid Single Pedestal Desk - 7230	29.8"H x 72"W x 30"D	210 lbs	\$2,266.06
91777-XXXX-XX	Avid Single Pedestal Desk - 7224	29.8"H x 72"W x 24"D	195 lbs	\$2,200.96
91778-XXXX-XX	Avid Double Pedestal Desk - 6030	29.8"H x 60"W x 30"D	265 lbs	\$2,904.95
91779-XXXX-XX	Avid Double Pedestal Desk - 6024	29.8"H x 60"W x 24"D	250 lbs	\$2,861.99
91780-XXXX-XX	Avid Double Pedestal Desk - 7230	29.8"H x 72"W x 30"D	280 lbs	\$3,008.86
91781-XXXX-XX	Avid Double Pedestal Desk - 7224	29.8"H x 72"W x 24"D	265 lbs	\$2,943.76
91782-XXXX-XX	Avid Return Desk	29.8"H x 72"W x 80"D	360 lbs	\$3,878.61
91783-XXXX-XX	Avid Pneumatic Conference End	26.5" - 42.3"H x 29.3"W x 35.7"D	55 lbs	\$841.82
91784-XXXX-XX	Avid Pedestal File Cabinet	29.8"H x 24"W x 18"D	105 lbs	\$1,243.06
91785-XXXX-XX	Avid Instructor Desk - Right	29.8"H x 60"W x 36.3"D	150 lbs	\$1,908.76
91786-XXXX-XX	Avid Instructor Desk - Left	29.8"H x 60"W x 36.3"D	150 lbs	\$1,908.76
91198-XXXX-XX	Avid Podium	43" - 49"H x 19.8"W x 20.8"D	87 lbs	\$1,363.41
B. Optional Accessories				
85778	Avid Desk Optional Glides	set of 4	1 lb	\$25.00
85777	Avid File Cabinet Optional Glides	set of 4	1 lb	\$35.00



Single pedestal desk



Double pedestal desk



Return desk



Pneumatic conference end



Pedestal file cabinet



Instructor desk



Podium

Elate Electric Height Adjustable Desk (2-Leg)

The Elate Electric Height Adjustable Desk is the energetic and ergonomic addition to any work environment. With easy to use and powerful multi-motor electric sit-to-stand adjustment, you can set for virtually any height, activity and position.

Sit-to-stand desks are well known to contribute to increased focus, improved posture, fewer energy dips, and variety of other benefits.

Motors feature soft start and stop and a gyro sensor anti-collision mechanism. Digital keypad provides single-touch adjustment with three memory settings, and slides under the work surface when not in use.

Desks feature either 17" or 26" of height adjustability, and work with either a chair, stool, or standing use to allow position changes throughout the day.

Depending on the configuration selected, Elate Electric Height Adjustable Desks come with a set of either two or three legs.

Durable and rigid powder-coated steel frame available in black, platinum, or white for a modern touch to any environment.

Add casters to any model for convenient mobility and position of the desk where needed. Casters feature locks, and add 2" to overall desk height.

Please note: Custom orders and whiteboard top option are subject to an upcharge and laminate availability. Please contact your sales representative for current availability and lead time information.

SCS Indoor Advantage Gold Certified.

Standard Includes

- 1-1/8" HPL top with T-mold edgeband
- Powder-coated steel base in black, platinum, or white
- Soft start motor with gyro sensor anti-collision mechanism
- Digital keypad for single touch adjustment
- Three memory settings
- 2-leg base adjusts from 27.6" to 44.6"H
- 3-leg base adjusts from 22.6" to 48.6"H

Options

- Multiple sizes and shapes available, including rectangle, return, and corner
- Customizable HPL (see pp. 7-10 for swatches)
- Customizable edgeband (see p. 11 for swatches)
- Optional caster sets available (locking)
- Optional locking accessory drawer available
- Pop-Up Grommet Outlet & USB Charger available
- Clamp Mount Outlet & USB Charger available

Part No.	Description	Dimensions	Ship Wt.	Base MSRP
A. Elate Electric Height Adjustable Desk (Black)				
59410-XXXX-XX	7230 (Black)	27.6" – 44.6"H x 72"W x 30"D	153 lbs	\$2,448.60
59411-XXXX-XX	6030 (Black)	27.6" – 44.6"H x 60"W x 30"D	140 lbs	\$2,434.95
59412-XXXX-XX	7224 (Black)	27.6" – 44.6"H x 72"W x 24"D	137 lbs	\$2,395.05
59413-XXXX-XX	6024 (Black)	27.6" – 44.6"H x 60"W x 24"D	127 lbs	\$2,381.40
B. Elate Electric Height Adjustable Desk (Platinum)				
59420-XXXX-XX	7230 (Platinum)	27.6" – 44.6"H x 72"W x 30"D	153 lbs	\$2,448.60
59421-XXXX-XX	6030 (Platinum)	27.6" – 44.6"H x 60"W x 30"D	140 lbs	\$2,434.95
59422-XXXX-XX	7224 (Platinum)	27.6" – 44.6"H x 72"W x 24"D	137 lbs	\$2,395.05
59423-XXXX-XX	6024 (Platinum)	27.6" – 44.6"H x 60"W x 24"D	127 lbs	\$2,381.40
C. Elate Electric Height Adjustable Desk (White)				
59430-XXXX-XX	7230 (White)	27.6" – 44.6"H x 72"W x 30"D	153 lbs	\$2,448.60
59431-XXXX-XX	6030 (White)	27.6" – 44.6"H x 60"W x 30"D	140 lbs	\$2,434.95
59432-XXXX-XX	7224 (White)	27.6" – 44.6"H x 72"W x 24"D	137 lbs	\$2,395.05
59433-XXXX-XX	6024 (White)	27.6" – 44.6"H x 60"W x 24"D	127 lbs	\$2,381.40
B. Optional Accessories				
59408	Castors for 2-Leg Electric Desk (set of 4)	Increases table height by 2"	1 lb	\$110.25



Elate Electric Height Adjustable Desk (3-Leg)

The Elate Electric Height Adjustable Desk is the energetic and ergonomic addition to any work environment. With easy to use and powerful multi-motor electric sit-to-stand adjustment, you can set for virtually any height, activity and position.

Sit-to-stand desks are well known to contribute to increased focus, improved posture, fewer energy dips, and variety of other benefits.

Motors feature soft start and stop and a gyro sensor anti-collision mechanism. Digital keypad provides single-touch adjustment with three memory settings, and slides under the work surface when not in use.

Desks feature either 17" or 26" of height adjustability, and work with either a chair, stool, or standing use to allow position changes throughout the day.

Depending on the configuration selected, Elate Electric Height Adjustable Desks come with a set of either two or three legs.

Durable and rigid powder-coated steel frame available in black, platinum, or white for a modern touch to any environment.

Add casters to any model for convenient mobility and position of the desk where needed. Casters feature locks, and add 2" to overall desk height.

Please note: Custom orders and whiteboard top option are subject to an upcharge and laminate availability. Please contact your sales representative for current availability and lead time information.

SCS Indoor Advantage Gold Certified.

Standard Includes

- 1-1/8" HPL top with T-mold edgeband
- Powder-coated steel base in black, platinum, or white
- Soft start motor with gyro sensor anti-collision mechanism
- Digital keypad for single touch adjustment
- Three memory settings
- 2-leg base adjusts from 27.6" to 44.6"H
- 3-leg base adjusts from 22.6" to 48.6"H

Options

- Multiple sizes and shapes available, including rectangle, return, and corner
- Customizable HPL (see pp. 7-10 for swatches)
- Customizable edgeband (see p. 11 for swatches)
- Optional caster sets available (locking)
- Optional locking accessory drawer available
- Pop-Up Grommet Outlet & USB Charger available
- Clamp Mount Outlet & USB Charger available

Part No.	Description	Dimensions	Ship Wt.	Base MSRP
A. Elate Electric Height Adjustable Desk (Black)				
59414-XXXX-XX	Left Return Desk (24 in.) (Black)	22.6"H – 48.6"H x 72"W x 60"D	167 lbs	\$3,904.95
59415-XXXX-XX	Right Return Desk (24 in.) (Black)	22.6"H – 48.6"H x 72"W x 60"D	167 lbs	\$3,904.95
59416-XXXX-XX	Left Return Desk (30 in.) (Black)	22.6"H – 48.6"H x 72"W x 60"D	184 lbs	\$3,904.95
59417-XXXX-XX	Right Return Desk (30 in.) (Black)	22.6"H – 48.6"H x 72"W x 60"D	184 lbs	\$3,904.95
59418-XXXX-XX	Corner Desk (24 in.) (Black)	22.6"H – 48.6"H x 60"W x 60"D	157 lbs	\$3,902.85
59419-XXXX-XX	Corner Desk (30 in.) (Black)	22.6"H – 48.6"H x 60"W x 60"D	172 lbs	\$3,902.85
B. Elate Electric Height Adjustable Desk (Platinum)				
59424-XXXX-XX	Left Return Desk (24 in.) (Platinum)	22.6"H – 48.6"H x 72"W x 60"D	167 lbs	\$3,904.95
59425-XXXX-XX	Right Return Desk (24 in.) (Platinum)	22.6"H – 48.6"H x 72"W x 60"D	167 lbs	\$3,904.95
59426-XXXX-XX	Left Return Desk (30 in.) (Platinum)	22.6"H – 48.6"H x 72"W x 60"D	184 lbs	\$3,904.95
59427-XXXX-XX	Right Return Desk (30 in.) (Platinum)	22.6"H – 48.6"H x 72"W x 60"D	184 lbs	\$3,904.95
59428-XXXX-XX	Corner Desk (24 in.) (Platinum)	22.6"H – 48.6"H x 60"W x 60"D	157 lbs	\$3,902.85
59429-XXXX-XX	Corner Desk (30 in.) (Platinum)	22.6"H – 48.6"H x 60"W x 60"D	172 lbs	\$3,902.85
C. Elate Electric Height Adjustable Desk (White)				
59434-XXXX-XX	Left Return Desk (24 in.) (White)	22.6"H – 48.6"H x 72"W x 60"D	167 lbs	\$3,904.95
59435-XXXX-XX	Right Return Desk (24 in.) (White)	22.6"H – 48.6"H x 72"W x 60"D	167 lbs	\$3,904.95
59436-XXXX-XX	Left Return Desk (30 in.) (White)	22.6"H – 48.6"H x 72"W x 60"D	184 lbs	\$3,904.95
59437-XXXX-XX	Right Return Desk (30 in.) (White)	22.6"H – 48.6"H x 72"W x 60"D	184 lbs	\$3,904.95
59438-XXXX-XX	Corner Desk (24 in.) (White)	22.6"H – 48.6"H x 60"W x 60"D	157 lbs	\$3,902.85
59439-XXXX-XX	Corner Desk (30 in.) (White)	22.6"H – 48.6"H x 60"W x 60"D	172 lbs	\$3,902.85
B. Optional Accessories				
59406-BK	Castors for 3-Leg Electric Desk – Black (set of 6)	Increases table height by 2"	4 lbs	\$220.50
59409-PL	Castors for 3-Leg Electric Desk – Platinum (set of 6)	Increases table height by 2"	4 lbs	\$220.50
59409-WH	Castors for 3-Leg Electric Desk – White (set of 6)	Increases table height by 2"	4 lbs	\$220.50

Trend Podium Desk

The innovative and stylish Trend Podium Desk combines a desk and podium into one convenient and flexible workspace.

Please note: Custom orders and whiteboard top option are subject to an upcharge and laminate availability. Please contact your sales representative for current availability and lead time information.

SCS Indoor Advantage Gold Certified.

Standard Includes

- 1" thick HPL top with T-mold edgeband; measures 30"H x 42"W x 24.5"D
- Height adjustable angled podium top measures 43" – 49"H x 19.8"W x 20.8"D
- Podium top includes paper stop
- Grommets included on the desktop and podium body
- Podium includes an integrated locking cabinet with two adjustable interior shelves
- Interior dimensions of locking cabinet are 29.8"H x 16.5"W x 15.5"D
- Powder-coated platinum steel base
- 3" locking non-marring casters
- Perforated modesty panel and angled legs

Options

- Customizable HPL (see pp. 7–10 for swatches)
- Customizable edgeband (see p. 11 for swatches)
- Optional locking accessory drawer available
- Pop-Up Grommet Outlet & USB Charger available
- Clamp Mount Outlet & USB Charger available

Part No.	Description	Dimensions	Ship Wt.	Base MSRP
A. Trend Podium Desk				
58229-XXXX-XX	Trend Podium Desk	43" – 49"H x 60"W x 24.5"D	160 lbs	\$2,452.20



Trend Podium

The innovative and stylish Trend Podium Desk is a stylish and functional piece for any instructional or audio visual environment.

Please note: Custom orders and whiteboard top option are subject to an upcharge and laminate availability. Please contact your sales representative for current availability and lead time information.

SCS Indoor Advantage Gold Certified.

Standard Includes

- 1" thick HPL top with T-mold edgeband
- Height adjustable angled podium top measures 43" – 49"H x 19.8"W x 20.8"D
- Podium top includes paper stop
- Grommets included in the podium body
- Podium includes an integrated locking cabinet with two adjustable interior shelves
- Interior dimensions of locking cabinet are 29.8"H x 16.5"W x 15.5"D
- Powder-coated platinum steel base
- 3" locking non-marring casters

Options

- Customizable HPL (see pp. 7–10 for swatches)
- Customizable edgeband (see p. 11 for swatches)
- Pop-Up Grommet Outlet & USB Charger available
- Clamp Mount Outlet & USB Charger available

Part No.	Description	Dimensions	Ship Wt.	Base MSRP
A. Trend Podium				
58230-XXXX-XX	Trend Podium	43" – 49"H x 19.8"W x 20.8"D	87 lbs	\$1,330.93

DISCONTINUED: Available while supplies last!



Trend Podium II

The innovative and stylish Trend Podium Desk is a stylish and functional piece for any instructional or audio visual environment.

Please note: Custom orders and whiteboard top option are subject to an upcharge and laminate availability. Please contact your sales representative for current availability and lead time information.

SCS Indoor Advantage Gold Certified.

Standard Includes

- 1" thick HPL top with T-mold edgeband
- Height adjustable angled podium top measures 43" – 49"H x 19.8"W x 20.8"D
- Podium top includes paper stop
- Grommets included in the podium body
- Podium includes an integrated locking cabinet and a locking file drawer
- Powder-coated platinum steel base
- 3" locking non-marring casters

Options

- Customizable HPL (see pp. 7–10 for swatches)
- Customizable edgeband (see p. 11 for swatches)
- Pop-Up Grommet Outlet & USB Charger available
- Clamp Mount Outlet & USB Charger available

Part No.	Description	Dimensions	Ship Wt.	Base MSRP
A. Trend Podium II				
91291-XXXX-XX	Trend Podium II	43" – 49"H x 19.8"W x 20.8"D	87 lbs	\$1,473.56



Makerspace 3D Printer Cart

3D printing gets simplified and organized with closed storage, sturdy casters, accessory shelf, and visible filament spool storage. 3D printer not included.

Coordinates with any color scheme with the purchase of handles in a choice of bright and fun colors. Cart comes with standard black handles, and uses two large handles.

Detachable side shelf creates extended work surface or can be stored on the side of the cart for quick access.

SCS Indoor Advantage Gold Certified.

Standard Includes

- Gray Nebula HPL surfaces with platinum ABS edgeband
- Detachable side shelf measures 18.1"W x 18.1"D
- Locking storage cabinet includes four stationary shelves and five clear tubs (three small, two large)
- Six hooks for 3D printer filament reels
- Commercial quality 3" skate casters (two locking)

Options

- Colored handles available (uses two large handles) (see p. 11 for swatches)

Part No.	Description	Dimensions	Ship Wt.	Base MSRP
A. Makerspace 3D Printer Cart				
91413	Makerspace 3D Printer Cart	38"H x 48"W x 21"D	129 lbs	\$1,460.23
B. Optional Handles				
91674-XXXX	Makerspace Large Handle	3.3"H x 16.3"W x 2"D	2 lbs	\$35.73

DISCONTINUED: Available while supplies last!



Makerspace Robotics Wall Kit

Keep your robotics and other tools and materials secure with new Makerspace Robotics Wall Kits.

Easy to mount see-through walls clamp onto the edge of our Compass Makerspace Tables to keep your robots and other makerspace activities on the table to help prevent falling and damage.

Walls come as an easy-to-assemble kit, and fit snugly on any of our 60"W x 30"D or 72"W x 30"D tables.

Bronze tinted acrylic panels allow easy visibility, and are durable for years of use.

High strength aluminum clamps keep the walls mounted securely on your tabletop and match any color scheme, and can be attached anywhere along the table edge.

SCS Indoor Advantage Gold Certified.

Standard Includes

- 6.8"H bronze tinted acrylic panels
- Adjustable high strength aluminum clamps fit top from 3/4" to 1-1/4" thick

Options

- Kits available to fit 60"W x 30"D or 72"W x 30"D tables

Part No.	Description	Dimensions	Ship Wt.	Base MSRP
A. Makerspace Robotics Wall Kit				
91692	Makerspace Robotics Wall Kit – 6030	9"H x 60.4"W x 30.3"D	15 lbs	\$546.28
91693	Makerspace Robotics Wall Kit – 7230	9"H x 72.4"W x 30.3"D	17 lbs	\$570.37

DISCONTINUED: Available while supplies last!



Brawny Tables

Heavy duty Brawny Tables are ideal for use in training rooms, classrooms, as workstations, or as general purpose tables for any work area.

Supporting stretcher bar provides superior structural strength and durability, and includes a steel cable management tray that provides additional stabilization as well.

Please note: Custom orders and whiteboard top option are subject to an upcharge and laminate availability. Please contact your sales representative for current availability and lead time information.

SCS Indoor Advantage Gold Certified.

Standard Includes

- 1-1/4" thick HPL top with T-mold edgeband
- Integrated cable management tray
- Grommets included on table top
- Adjustable from 25.5" to 33.5"H
- Powder-coated steel base in black
- Swivel glides
- 3" casters (two locking)

Options

- Available in three widths
- Customizable HPL (see pp. 7-10 for swatches)
- Customizable edgeband (see p. 11 for swatches)
- CPU holder available (black laminate only)

Part No.	Description	Dimensions	Ship Wt.	Base MSRP
A. Brawny Tables				
58063-XXXX-XX	Brawny 3630 (Custom Top + Edgeband)	25.5" – 33.5"H x 36"W x 30"D	72 lbs	\$802.40
58064-XXXX-XX	Brawny 6030 (Custom Top + Edgeband)	25.5" – 33.5"H x 60"W x 30"D	100 lbs	\$1,146.74
58065-XXXX-XX	Brawny 7230 (Custom Top + Edgeband)	25.5" – 33.5"H x 72"W x 30"D	108 lbs	\$1,235.35
B. Optional CPU Holder				
89849-B	Brawny CPU Holder (Black)	10.5"W x 16.5"D	6 lbs	\$72.12

DISCONTINUED: Available while supplies last!



Modular Conference Tables

Modular Conference Tables are available in three shapes for multiple arrangement options, making them ideal for any meeting or conference environment.

Please note: Custom orders and whiteboard top option are subject to an upcharge and laminate availability. Please contact your sales representative for current availability and lead time information.

SCS Indoor Advantage Gold Certified.

Standard Includes

- 1-1/8" thick HPL top with T-mold edgeband
- Grommets included on table top
- Powder-coated steel legs in black
- 4" casters (two locking)

Options

- Available in three sizes and shapes
- Customizable HPL (see pp. 7-10 for swatches)
- Customizable edgeband (see p. 11 for swatches)
- Ganging device available

Part No.	Description	Dimensions	Ship Wt.	Base MSRP
A. Modular Conference Tables				
27742-XXXX-XX	Modular Conference Table – Rectangle	29.5"H x 58"W x 29"D	88 lbs	\$582.93
27743-XXXX-XX	Modular Conference Table – Half Round	29.5"H x 58"W x 29"D	75 lbs	\$623.32
27744-XXXX-XX	Modular Conference Table – Trapezoid	29.5"H x 58"W x 29"D	82 lbs	\$623.32



Flipper Conference & Training Tables

Easily create a multipurpose work area with versatile Flipper Conference & Training Tables. Tops are vacuum-formed PVC available with a teak or mahogany woodgrain finish. Available in a variety of sizes and shapes to create multiple configurations.

Flip top back with a simple lever mechanism and nest together space-saving storage. Black powder-coated steel frame includes a perforated modesty panel. Each table rolls easily out of the way on 2" casters (two locking).

Please note: Custom orders and whiteboard top option are subject to an upcharge and laminate availability. Please contact your sales representative for current availability and lead time information.

SCS Indoor Advantage Gold Certified.

Standard Includes

- Vacuum-formed PVC top
- Lever mechanism for flipping top back
- Grommets included on table top
- Powder-coated steel base in black with integrated perforated modesty panel
- 2" casters (two locking)

Options

- Available in two finishes: teak or mahogany
- Available in three sizes
- Ganging device available

Part No.	Description	Dimensions	Ship Wt.	Base MSRP
A. Flipper Conference & Training Tables				
89870	Flipper Table 3624 (Teak)	29.5"H x 36"W x 24"D	55 lbs	\$595.73
89876	Flipper Table 3624 (Mahogany)	29.5"H x 36"W x 24"D	55 lbs	\$595.73
89775M	Flipper Table 6024 (Teak)	29.5"H x 60"W x 24"D	86 lbs	\$892.42
89879M	Flipper Table 6024 (Mahogany)	29.5"H x 60"W x 24"D	86 lbs	\$892.42
89863M	Flipper Table 7224 (Teak)	29.5"H x 72"W x 24"D	104 lbs	\$1,097.65
89880M	Flipper Table 7224 (Mahogany)	29.5"H x 72"W x 24"D	104 lbs	\$1,019.60

DISCONTINUED: Available while supplies last!



Height Adjustable Flipper Conference & Training Tables

Easily accommodate a range of ages and sizes with the Height Adjustable Flipper Conference & Training Table, the most flexible table on the market.

Tables designed to allow easy viewing with stadium style seating in larger training room environments. Tables can be used with chairs, stools, or while standing.

Tops flip back with a simple one handed lever mechanism to allow for easy transport and nesting for compact storage.

Please note: Custom orders and whiteboard top option are subject to an upcharge and laminate availability. Please contact your sales representative for current availability and lead time information.

SCS Indoor Advantage Gold Certified.

Standard Includes

- 1" thick HPL top with T-mold edgeband
- Tables adjust in height from 28.5"H to 45"H
- Grommets included on table top
- Lever mechanism for flipping top back
- Powder-coated steel base in black
- 2" casters (two locking)

Options

- Available in three sizes and shapes
- Customizable HPL (see pp. 7–10 for swatches)
- Customizable edgeband (see p. 11 for swatches)
- Modesty panel available for 60" and 72" tables
- Ganging device available

Part No.	Description	Dimensions	Ship Wt.	Base MSRP
A. Flipper Conference & Training Tables				
90316-XXXX-XX	Height Adjustable Sit/Stand Flipper Table 6024	28.5" – 45"H x 60"W x 24"D	90 lbs	\$754.94
90317-XXXX-XX	Height Adjustable Sit/Stand Flipper Table 7224	28.5" – 45"H x 72"W x 24"D	102 lbs	\$847.75
90315-XXXX-XX	Height Adjustable Sit/Stand Flipper Table Half Round	28.5" – 45"H x 48"W x 24"D	72 lbs	\$696.46
B. Modesty Panels				
66626	Modesty Panel for HAFT 60"	9.5"H x 46.5"W x 3.3"D	10 lbs	\$195.40
66627	Modesty Panel for HAFT 72"	9.5"H x 58.3"W x 3.3"D	12 lbs	\$249.62



Shown with optional modesty panel

MediaSpace Table - Small

The MediaSpace Table is an effective solution for virtually any group setting, including STEM classrooms and team collaboration environments.

Integrate a variety of technologies using monitor mounts or flat panel carts.

Compact size allows it to fit in a variety of environments. Each MediaSpace Table seats 4 to 5 comfortably. Two back-to-back MediaSpace Tables creates a full group modular conference table.

Available with a customizable top and edgebanding. Upgrade to a whiteboard top and you have a full array of communication in one area.

Standard legs are available in black or platinum, and adjust from 22" to 32" high. Upgrade to standing height legs for 27" to 42" height adjustment (platinum only until 2022).

Includes built in grommets for easy cable management, or to add power accessories.

Optional casters for easy mobility wherever it is needed. Optional pack hook for backpack storage.

Please note: Custom orders and whiteboard top option are subject to an upcharge and laminate availability. Please contact your sales representative for current availability and lead time information.

SCS Indoor Advantage Gold Certified.

Standard Includes

- 1-1/8" thick HPL top with T-mold edgeband
- Grommet included on table top
- Powder-coated steel Hierarchy legs with chrome inserts and floor safe swivel glides
- Height adjustable from 22" to 32"H with standard desk height leg inserts

Options

- Customizable HPL (see pp. 7-10 for swatches)
- Customizable edgeband (see p. 11 for swatches)
- Legs available in black or platinum
- Youth height leg option for 12" to 18"H adjustment
- Standing height leg option for 27" to 42"H adjustment (platinum only until 2022)
- Casters (locking and non-locking) available
- Pack hook available (holds up to 50 lbs)
- Ganging device available
- Pop-Up Grommet Outlet & USB Charger available

Part No.	Description	Dimensions	Ship Wt.	Base MSRP
A. MediaSpace Table - Small				
27749-XXXX-XX	MediaSpace Table - Small (Black Legs)	22" - 32"H x 60"W x 48"D	134 lbs	\$880.64
27750-XXXX-XX	MediaSpace Table - Small (Platinum Legs)	22" - 32"H x 60"W x 48"D	134 lbs	\$880.64
27749S-XXXX-XX	MediaSpace Table - Small (Black Standing Height Legs)	27" - 42"H x 60"W x 48"D	134 lbs	\$1,021.44
27750S-XXXX-XX	MediaSpace Table - Small (Platinum Standing Height Legs)	27" - 42"H x 60"W x 48"D	134 lbs	\$1,021.44



MediaSpace Table - Large

The MediaSpace Table is an effective solution for virtually any space, designed for STEM classrooms and team collaboration environments.

Integrate a variety of technologies using monitor mounts or flat panel carts.

Size allows it to fit in a variety of environments. Each double-table set up seats 6 to 10 comfortably. Fit two U-shapes back-to-back and create a full group conference table.

Available with a customizable top and edgebanding. Upgrade to a whiteboard top and you have a full array of communication in one compact area.

Standard legs are available in black or platinum, and adjust from 22" to 32" high. Upgrade to standing height legs for 27" to 42" height adjustment (platinum only until 2022).

Includes built in grommets for easy cable management, or to add power accessories.

Optional casters give you easy mobility wherever needed. Optional pack hooks provide backpack and purse storage.

Please note: Custom orders and whiteboard top option are subject to an upcharge and laminate availability. Please contact your sales representative for current availability and lead time information.

SCS Indoor Advantage Gold Certified.

Standard Includes

- 1-1/8" thick HPL top with T-mold edgeband
- Grommet included on table top
- Powder-coated steel Hierarchy legs with chrome inserts and floor safe swivel glides
- Height adjustable from 22" to 32"H with standard desk height leg inserts

Options

- Customizable HPL (see pp. 7-10 for swatches)
- Customizable edgeband (see p. 11 for swatches)
- Legs available in black or platinum
- Youth height leg option for 12" to 18"H adjustment
- Standing height leg option for 27" to 42"H adjustment (platinum only until 2022)
- Casters (locking and non-locking) available
- Pack hook available (holds up to 50 lbs)
- Ganging device available
- Pop-Up Grommet Outlet & USB Charger available

Part No.	Description	Dimensions	Ship Wt.	Base MSRP
A. MediaSpace Table - Large				
27755-XXXX-XX	Large (Double Table/Black Legs)	22" - 32"H x 71.4"W x 58.8"D	168 lbs	\$1,672.59
27756-XXXX-XX	Large (Double Table/Platinum Legs)	22" - 32"H x 71.4"W x 58.8"D	168 lbs	\$1,672.59
27755S-XXXX-XX	Large (Double Table/Standing Height Black Legs)	27" - 42"H x 71.4"W x 58.8"D	168 lbs	\$1,813.39
27756S-XXXX-XX	Large (Double Table/Standing Height Platinum Legs)	27" - 42"H x 71.4"W x 58.8"D	168 lbs	\$1,813.39



Akt Table (29"H) - Rectangular Legs

The Akt collection combines the principles of human development to be able to "Akt" with purpose and intention. The Akt tables are ideally suited for secondary learners, higher education students, and the employees in the workforce. With sophistication and sleek style, Akt tables can be used for individual work, collaborative spaces, or team activities.

The Akt table surface provides plenty of space for writing or planning, all on a unitized frame for improved structural strength and stability.

Please note: Custom orders and whiteboard top option are subject to an upcharge and laminate availability. Please contact your sales representative for current availability and lead time information.


SCS Indoor Advantage Gold Certified.

Standard Includes

- 1-1/8" thick HPL top with T-mold edgeband
- Powder-coated steel legs in platinum
- Unitized frame for improved structural strength and stability
- 3" dual-wheel casters (two locking)

Options

- Available in three heights: 29", 36", and 42" (two taller sizes include integrated foot rest)
- Available in multiple size and shape table tops
- Customizable HPL (see pp. 7-10 for swatches)
- Customizable edgeband (see p. 11 for swatches)
- Angled legs available in rectangle or round shape



Part No.	Description	Dimensions	Ship Wt.	Base MSRP
A. Akt Table (29"H) - Rectangular Legs				
SD-AA29R-XXXX-XX	Akt Table - 6020 Rectangle (Rectangular Legs) (29 in)	29"H x 60"W x 20"D	TBD	\$969.05
SD-AC29R-XXXX-XX	Akt Table - 6024 Rectangle (Rectangular Legs) (29 in)	29"H x 60"W x 24"D	TBD	\$977.13
SD-AB29R-XXXX-XX	Akt Table - 7220 Rectangle (Rectangular Legs) (29 in)	29"H x 72"W x 20"D	TBD	\$1,007.16
SD-AD29R-XXXX-XX	Akt Table - 7224 Rectangle (Rectangular Legs) (29 in)	29"H x 72"W x 24"D	TBD	\$1,012.94
SD-AE29R-XXXX-XX	Akt Table - 6030 Rectangle (Rectangular Legs) (29 in)	29"H x 60"W x 30"D	TBD	\$1,048.74
SD-AG29R-XXXX-XX	Akt Table - 7230 Rectangle (Rectangular Legs) (29 in)	29"H x 72"W x 30"D	TBD	\$1,060.29
SD-AK29R-XXXX-XX	Akt Table - 6036 Rectangle (Rectangular Legs) (29 in)	29"H x 60"W x 36"D	TBD	\$1,155.00
SD-AL29R-XXXX-XX	Akt Table - 7236 Rectangle (Rectangular Legs) (29 in)	29"H x 72"W x 36"D	TBD	\$1,190.81
SD-AF29R-XXXX-XX	Akt Table - 7230 Racetrack (Rectangular Legs) (29 in)	29"H x 72"W x 30"D	TBD	\$1,051.05
SD-AH29R-XXXX-XX	Akt Table - 36 Round (Rectangular Legs) (29 in)	29"H x 36"W x 36"D	TBD	\$918.23
SD-AJ29R-XXXX-XX	Akt Table - 36 Square (Rectangular Legs) (29 in)	29"H x 36"W x 36"D	TBD	\$949.41
SD-AM29R-XXXX-XX	Akt Table - 48 Round (Rectangular Legs) (29 in)	29"H x 48"W x 48"D	TBD	\$982.91
SD-AN29R-XXXX-XX	Akt Table - 48 Square (Rectangular Legs) (29 in)	29"H x 48"W x 48"D	TBD	\$1,027.95
SD-AP29R-XXXX-XX	Akt Table - 60 Round (Rectangular Legs) (29 in)	29"H x 60"W x 60"D	TBD	\$1,201.20
SD-AT29R-XXXX-XX	Akt Table - Wavy Rectangle (Rectangular Legs) (29 in)	29"H x 58.8"W x 32.6"D	TBD	\$1,018.71
SD-AU29R-XXXX-XX	Akt Table - Wavy Square (Rectangular Legs) (29 in)	29"H x 30"W x 30.3"D	TBD	\$861.63
SD-AV29R-XXXX-XX	Akt Table - Wavy Trapezoid (Rectangular Legs) (29 in)	29"H x 58"W x 25"D	TBD	\$954.03
SD-AW29R-XXXX-XX	Akt Table - Wavy Triangle (Rectangular Legs) (29 in)	29"H x 54.3"W x 49.1"D	TBD	\$1,011.78
SD-AS29R-XXXX-XX	Akt Table - Wavy Half Round (Rectangular Legs) (29 in)	29"H x 57"W x 29.6"D	TBD	\$990.99
SD-AY29R-XXXX-XX	Akt Table - Quad (Rectangular Legs) (29 in)	29"H x 47.4"W x 35.7"D	TBD	\$956.34
SD-AQ29R-XXXX-XX	Akt Table - Amoeba (Rectangular Legs) (29 in)	29"H x 53.2"W x 47.8"D	TBD	\$1,185.03
SD-AR29R-XXXX-XX	Akt Table - Chevron (Rectangular Legs) (29 in)	29"H x 29.8"W x 26"D	TBD	\$842.00
SD-AX29R-XXXX-XX	Akt Table - Cog (Rectangular Legs) (29 in)	29"H x 64.6"W x 56.5"D	TBD	\$1,603.14



Akt Table (29"H) - Round Legs

The Akt collection combines the principles of human development to be able to "Akt" with purpose and intention. The Akt tables are ideally suited for secondary learners, higher education students, and the employees in the workforce. With sophistication and sleek style, Akt tables can be used for individual work, collaborative spaces, or team activities.

The Akt table surface provides plenty of space for writing or planning, all on a unitized frame for improved structural strength and stability.

Please note: Custom orders and whiteboard top option are subject to an upcharge and laminate availability. Please contact your sales representative for current availability and lead time information.


SCS Indoor Advantage Gold Certified.

Standard Includes

- 1-1/8" thick HPL top with T-mold edgeband
- Powder-coated steel legs in platinum
- Unitized frame for improved structural strength and stability
- 3" dual-wheel casters (two locking)

Options

- Available in three heights: 29", 36", and 42" (two taller sizes include integrated foot rest)
- Available in multiple size and shape table tops
- Customizable HPL (see pp. 7-10 for swatches)
- Customizable edgeband (see p. 11 for swatches)
- Angled legs available in rectangle or round shape



Part No.	Description	Dimensions	Ship Wt.	Base MSRP
A. Akt Table (29"H) - Round Legs				
SD-AA29F-XXXX-XX	Akt Table - 6020 Rectangle (Round Legs) (29 in)	29"H x 60"W x 20"D	TBD	\$981.75
SD-AC29F-XXXX-XX	Akt Table - 6024 Rectangle (Round Legs) (29 in)	29"H x 60"W x 24"D	TBD	\$987.53
SD-AB29F-XXXX-XX	Akt Table - 7220 Rectangle (Round Legs) (29 in)	29"H x 72"W x 20"D	TBD	\$1,017.56
SD-AD29F-XXXX-XX	Akt Table - 7224 Rectangle (Round Legs) (29 in)	29"H x 72"W x 24"D	TBD	\$1,023.33
SD-AE29F-XXXX-XX	Akt Table - 6030 Rectangle (Round Legs) (29 in)	29"H x 60"W x 30"D	TBD	\$1,059.14
SD-AG29F-XXXX-XX	Akt Table - 7230 Rectangle (Round Legs) (29 in)	29"H x 72"W x 30"D	TBD	\$1,070.69
SD-AK29F-XXXX-XX	Akt Table - 6036 Rectangle (Round Legs) (29 in)	29"H x 60"W x 36"D	TBD	\$1,165.40
SD-AL29F-XXXX-XX	Akt Table - 7236 Rectangle (Round Legs) (29 in)	29"H x 72"W x 36"D	TBD	\$1,201.20
SD-AF29F-XXXX-XX	Akt Table - 7230 Racetrack (Round Legs) (29 in)	29"H x 72"W x 30"D	TBD	\$1,061.45
SD-AH29F-XXXX-XX	Akt Table - 36 Round (Round Legs) (29 in)	29"H x 36"W x 36"D	TBD	\$928.62
SD-AJ29F-XXXX-XX	Akt Table - 36 Square (Round Legs) (29 in)	29"H x 36"W x 36"D	TBD	\$959.81
SD-AM29F-XXXX-XX	Akt Table - 48 Round (Round Legs) (29 in)	29"H x 48"W x 48"D	TBD	\$993.30
SD-AN29F-XXXX-XX	Akt Table - 48 Square (Round Legs) (29 in)	29"H x 48"W x 48"D	TBD	\$1,038.35
SD-AP29F-XXXX-XX	Akt Table - 60 Round (Round Legs) (29 in)	29"H x 60"W x 60"D	TBD	\$1,211.60
SD-AT29F-XXXX-XX	Akt Table - Wavy Rectangle (Round Legs) (29 in)	29"H x 58.8"W x 32.6"D	TBD	\$1,029.11
SD-AU29F-XXXX-XX	Akt Table - Wavy Square (Round Legs) (29 in)	29"H x 30"W x 30.3"D	TBD	\$1,146.92
SD-AV29F-XXXX-XX	Akt Table - Wavy Trapezoid (Round Legs) (29 in)	29"H x 58"W x 25"D	TBD	\$964.43
SD-AW29F-XXXX-XX	Akt Table - Wavy Triangle (Round Legs) (29 in)	29"H x 54.3"W x 49.1"D	TBD	\$1,022.18
SD-AS29F-XXXX-XX	Akt Table - Wavy Half Round (Round Legs) (29 in)	29"H x 57"W x 29.6"D	TBD	\$1,001.39
SD-AY29F-XXXX-XX	Akt Table - Quad (Round Legs) (29 in)	29"H x 47.4"W x 35.7"D	TBD	\$966.74
SD-AQ29F-XXXX-XX	Akt Table - Amoeba (Round Legs) (29 in)	29"H x 53.2"W x 47.8"D	TBD	\$1,195.43
SD-AR29F-XXXX-XX	Akt Table - Chevron (Round Legs) (29 in)	29"H x 29.8"W x 26"D	TBD	\$852.39
SD-AX29F-XXXX-XX	Akt Table - Cog (Round Legs) (29 in)	29"H x 64.6"W x 56.5"D	TBD	\$1,623.93



Akt Table (36"H) - Rectangular Legs

The Akt collection combines the principles of human development to be able to "Akt" with purpose and intention. The Akt tables are ideally suited for secondary learners, higher education students, and the employees in the workforce. With sophistication and sleek style, Akt tables can be used for individual work, collaborative spaces, or team activities.

The Akt table surface provides plenty of space for writing or planning, all on a unitized frame for improved structural strength and stability.

Please note: Custom orders and whiteboard top option are subject to an upcharge and laminate availability. Please contact your sales representative for current availability and lead time information.


SCS Indoor Advantage Gold Certified.

Standard Includes

- 1-1/8" thick HPL top with T-mold edgeband
- Powder-coated steel legs in platinum
- Unitized frame for improved structural strength and stability
- Integrated foot rest
- 3" dual-wheel casters (two locking)

Options

- Available in three heights: 29", 36", and 42" (two taller sizes include integrated foot rest)
- Available in multiple size and shape table tops
- Customizable HPL (see pp. 7-10 for swatches)
- Customizable edgeband (see p. 11 for swatches)
- Angled legs available in rectangle or round shape



Part No.	Description	Dimensions	Ship Wt.	Base MSRP
A. Akt Table (36"H) - Rectangular Legs				
SD-AA36R-XXXX-XX	Akt Table - 6020 Rectangle (Rectangular Legs) (36 in)	36"H x 60"W x 20"D	TBD	\$1,206.98
SD-AC36R-XXXX-XX	Akt Table - 6024 Rectangle (Rectangular Legs) (36 in)	36"H x 60"W x 24"D	TBD	\$1,218.53
SD-AB36R-XXXX-XX	Akt Table - 7220 Rectangle (Rectangular Legs) (36 in)	36"H x 72"W x 20"D	TBD	\$1,254.33
SD-AD36R-XXXX-XX	Akt Table - 7224 Rectangle (Rectangular Legs) (36 in)	36"H x 72"W x 24"D	TBD	\$1,265.88
SD-AE36R-XXXX-XX	Akt Table - 6030 Rectangle (Rectangular Legs) (36 in)	36"H x 60"W x 30"D	TBD	\$1,297.07
SD-AG36R-XXXX-XX	Akt Table - 7230 Rectangle (Rectangular Legs) (36 in)	36"H x 72"W x 30"D	TBD	\$1,319.01
SD-AK36R-XXXX-XX	Akt Table - 6036 Rectangle (Rectangular Legs) (36 in)	36"H x 60"W x 36"D	TBD	\$1,417.19
SD-AL36R-XXXX-XX	Akt Table - 7236 Rectangle (Rectangular Legs) (36 in)	36"H x 72"W x 36"D	TBD	\$1,464.54
SD-AF36R-XXXX-XX	Akt Table - 7230 Racetrack (Rectangular Legs) (36 in)	36"H x 72"W x 30"D	TBD	\$1,299.38
SD-AH36R-XXXX-XX	Akt Table - 36 Round (Rectangular Legs) (36 in)	36"H x 36"W x 36"D	TBD	\$1,152.69
SD-AJ36R-XXXX-XX	Akt Table - 36 Square (Rectangular Legs) (36 in)	36"H x 36"W x 36"D	TBD	\$1,206.98
SD-AM36R-XXXX-XX	Akt Table - 48 Round (Rectangular Legs) (36 in)	36"H x 48"W x 48"D	TBD	\$1,228.92
SD-AN36R-XXXX-XX	Akt Table - 48 Square (Rectangular Legs) (36 in)	36"H x 48"W x 48"D	TBD	\$1,305.15
SD-AP36R-XXXX-XX	Akt Table - 60 Round (Rectangular Legs) (36 in)	36"H x 60"W x 60"D	TBD	\$1,478.40
SD-AT36R-XXXX-XX	Akt Table - Wavy Rectangle (Rectangular Legs) (36 in)	36"H x 58.8"W x 32.6"D	TBD	\$1,263.57
SD-AU36R-XXXX-XX	Akt Table - Wavy Square (Rectangular Legs) (36 in)	36"H x 30"W x 30.3"D	TBD	\$1,094.94
SD-AY36R-XXXX-XX	Akt Table - Quad (Rectangular Legs) (36 in)	36"H x 47.4"W x 35.7"D	TBD	\$1,205.82



Akt Table (36"H) - Round Legs

The Akt collection combines the principles of human development to be able to "Akt" with purpose and intention. The Akt tables are ideally suited for secondary learners, higher education students, and the employees in the workforce. With sophistication and sleek style, Akt tables can be used for individual work, collaborative spaces, or team activities.

The Akt table surface provides plenty of space for writing or planning, all on a unitized frame for improved structural strength and stability.

Please note: Custom orders and whiteboard top option are subject to an upcharge and laminate availability. Please contact your sales representative for current availability and lead time information.


SCS Indoor Advantage Gold Certified.

Standard Includes

- 1-1/8" thick HPL top with T-mold edgeband
- Powder-coated steel legs in platinum
- Unitized frame for improved structural strength and stability
- Integrated foot rest
- 3" dual-wheel casters (two locking)

Options

- Available in three heights: 29", 36", and 42" (two taller sizes include integrated foot rest)
- Available in multiple size and shape table tops
- Customizable HPL (see pp. 7-10 for swatches)
- Customizable edgeband (see p. 11 for swatches)
- Angled legs available in rectangle or round shape



Part No.	Description	Dimensions	Ship Wt.	Base MSRP
A. Akt Table (36"H) - Round Legs				
SD-AA36F-XXXX-XX	Akt Table - 6020 Rectangle (Round Legs) (36 in)	36"H x 60"W x 20"D	TBD	\$1,270.50
SD-AC36F-XXXX-XX	Akt Table - 6024 Rectangle (Round Legs) (36 in)	36"H x 60"W x 24"D	TBD	\$1,283.21
SD-AB36F-XXXX-XX	Akt Table - 7220 Rectangle (Round Legs) (36 in)	36"H x 72"W x 20"D	TBD	\$1,328.25
SD-AD36F-XXXX-XX	Akt Table - 7224 Rectangle (Round Legs) (36 in)	36"H x 72"W x 24"D	TBD	\$1,339.80
SD-AE36F-XXXX-XX	Akt Table - 6030 Rectangle (Round Legs) (36 in)	36"H x 60"W x 30"D	TBD	\$1,386.00
SD-AG36F-XXXX-XX	Akt Table - 7230 Rectangle (Round Legs) (36 in)	36"H x 72"W x 30"D	TBD	\$1,397.55
SD-AK36F-XXXX-XX	Akt Table - 6036 Rectangle (Round Legs) (36 in)	36"H x 60"W x 36"D	TBD	\$1,492.26
SD-AL36F-XXXX-XX	Akt Table - 7236 Rectangle (Round Legs) (36 in)	36"H x 72"W x 36"D	TBD	\$1,550.01
SD-AF36F-XXXX-XX	Akt Table - 7230 Racetrack (Round Legs) (36 in)	36"H x 72"W x 30"D	TBD	\$1,367.52
SD-AH36F-XXXX-XX	Akt Table - 36 Round (Round Legs) (36 in)	36"H x 36"W x 36"D	TBD	\$1,208.13
SD-AJ36F-XXXX-XX	Akt Table - 36 Square (Round Legs) (36 in)	36"H x 36"W x 36"D	TBD	\$1,277.43
SD-AM36F-XXXX-XX	Akt Table - 48 Round (Round Legs) (36 in)	36"H x 48"W x 48"D	TBD	\$1,291.29
SD-AN36F-XXXX-XX	Akt Table - 48 Square (Round Legs) (36 in)	36"H x 48"W x 48"D	TBD	\$1,386.00
SD-AP36F-XXXX-XX	Akt Table - 60 Round (Round Legs) (36 in)	36"H x 60"W x 60"D	TBD	\$1,559.25
SD-AT36F-XXXX-XX	Akt Table - Wavy Rectangle (Round Legs) (36 in)	36"H x 58.8"W x 32.6"D	TBD	\$1,329.41
SD-AU36F-XXXX-XX	Akt Table - Wavy Square (Round Legs) (36 in)	36"H x 30"W x 30.3"D	TBD	\$1,156.16
SD-AY36F-XXXX-XX	Akt Table - Quad (Round Legs) (36 in)	36"H x 47.4"W x 35.7"D	TBD	\$1,270.50



Akt Table (42"H) - Rectangular Legs

The Akt collection combines the principles of human development to be able to "Akt" with purpose and intention. The Akt tables are ideally suited for secondary learners, higher education students, and the employees in the workforce. With sophistication and sleek style, Akt tables can be used for individual work, collaborative spaces, or team activities.

The Akt table surface provides plenty of space for writing or planning, all on a unitized frame for improved structural strength and stability.

Please note: Custom orders and whiteboard top option are subject to an upcharge and laminate availability. Please contact your sales representative for current availability and lead time information.


SCS Indoor Advantage Gold Certified.

Standard Includes

- 1-1/8" thick HPL top with T-mold edgeband
- Powder-coated steel legs in platinum
- Unitized frame for improved structural strength and stability
- Integrated foot rest
- 3" dual-wheel casters (two locking)

Options

- Available in three heights: 29", 36", and 42" (two taller sizes include integrated foot rest)
- Available in multiple size and shape table tops
- Customizable HPL (see pp. 7-10 for swatches)
- Customizable edgeband (see p. 11 for swatches)
- Angled legs available in rectangle or round shape



Part No.	Description	Dimensions	Ship Wt.	Base MSRP
A. Akt Table (42"H) - Rectangular Legs				
SD-AA42R-XXXX-XX	Akt Table - 6020 Rectangle (Rectangular Legs) (42 in)	42"H x 60"W x 20"D	TBD	\$1,256.64
SD-AC42R-XXXX-XX	Akt Table - 6024 Rectangle (Rectangular Legs) (42 in)	42"H x 60"W x 24"D	TBD	\$1,267.04
SD-AB42R-XXXX-XX	Akt Table - 7220 Rectangle (Rectangular Legs) (42 in)	42"H x 72"W x 20"D	TBD	\$1,304.00
SD-AD42R-XXXX-XX	Akt Table - 7224 Rectangle (Rectangular Legs) (42 in)	42"H x 72"W x 24"D	TBD	\$1,314.39
SD-AE42R-XXXX-XX	Akt Table - 6030 Rectangle (Rectangular Legs) (42 in)	42"H x 60"W x 30"D	TBD	\$1,345.58
SD-AG42R-XXXX-XX	Akt Table - 7230 Rectangle (Rectangular Legs) (42 in)	42"H x 72"W x 30"D	TBD	\$1,367.52
SD-AK42R-XXXX-XX	Akt Table - 6036 Rectangle (Rectangular Legs) (42 in)	42"H x 60"W x 36"D	TBD	\$1,465.70
SD-AL42R-XXXX-XX	Akt Table - 7236 Rectangle (Rectangular Legs) (42 in)	42"H x 72"W x 36"D	TBD	\$1,513.05
SD-AF42R-XXXX-XX	Akt Table - 7230 Racetrack (Rectangular Legs) (42 in)	42"H x 72"W x 30"D	TBD	\$1,347.89
SD-AH42R-XXXX-XX	Akt Table - 36 Round (Rectangular Legs) (42 in)	42"H x 36"W x 36"D	TBD	\$1,210.44
SD-AJ42R-XXXX-XX	Akt Table - 36 Square (Rectangular Legs) (42 in)	42"H x 36"W x 36"D	TBD	\$1,255.49
SD-AM42R-XXXX-XX	Akt Table - 48 Round (Rectangular Legs) (42 in)	42"H x 48"W x 48"D	TBD	\$1,277.43
SD-AN42R-XXXX-XX	Akt Table - 48 Square (Rectangular Legs) (42 in)	42"H x 48"W x 48"D	TBD	\$1,353.66
SD-AP42R-XXXX-XX	Akt Table - 60 Round (Rectangular Legs) (42 in)	42"H x 60"W x 60"D	TBD	\$1,525.76
SD-AT42R-XXXX-XX	Akt Table - Wavy Rectangle (Rectangular Legs) (42 in)	42"H x 58.8"W x 32.6"D	TBD	\$1,315.55
SD-AU42R-XXXX-XX	Akt Table - Wavy Square (Rectangular Legs) (42 in)	42"H x 30"W x 30.3"D	TBD	\$1,146.92
SD-AY42R-XXXX-XX	Akt Table - Quad (Rectangular Legs) (42 in)	42"H x 47.4"W x 35.7"D	TBD	\$1,254.33



Akt Table (42"H) - Round Legs

The Akt collection combines the principles of human development to be able to "Akt" with purpose and intention. The Akt tables are ideally suited for secondary learners, higher education students, and the employees in the workforce. With sophistication and sleek style, Akt tables can be used for individual work, collaborative spaces, or team activities.

The Akt table surface provides plenty of space for writing or planning, all on a unitized frame for improved structural strength and stability.

Please note: Custom orders and whiteboard top option are subject to an upcharge and laminate availability. Please contact your sales representative for current availability and lead time information.


SCS Indoor Advantage Gold Certified.

Standard Includes

- 1-1/8" thick HPL top with T-mold edgeband
- Powder-coated steel legs in platinum
- Unitized frame for improved structural strength and stability
- Integrated foot rest
- 3" dual-wheel casters (two locking)

Options

- Available in three heights: 29", 36", and 42" (two taller sizes include integrated foot rest)
- Available in multiple size and shape table tops
- Customizable HPL (see pp. 7-10 for swatches)
- Customizable edgeband (see p. 11 for swatches)
- Angled legs available in rectangle or round shape



Part No.	Description	Dimensions	Ship Wt.	Base MSRP
A. Akt Table (42"H) - Round Legs				
SD-AA42F-XXXX-XX	Akt Table - 6020 Rectangle (Round Legs) (42 in)	42"H x 60"W x 20"D	TBD	\$1,301.69
SD-AC42F-XXXX-XX	Akt Table - 6024 Rectangle (Round Legs) (42 in)	42"H x 60"W x 24"D	TBD	\$1,313.24
SD-AB42F-XXXX-XX	Akt Table - 7220 Rectangle (Round Legs) (42 in)	42"H x 72"W x 20"D	TBD	\$1,358.28
SD-AD42F-XXXX-XX	Akt Table - 7224 Rectangle (Round Legs) (42 in)	42"H x 72"W x 24"D	TBD	\$1,370.99
SD-AE42F-XXXX-XX	Akt Table - 6030 Rectangle (Round Legs) (42 in)	42"H x 60"W x 30"D	TBD	\$1,416.03
SD-AG42F-XXXX-XX	Akt Table - 7230 Rectangle (Round Legs) (42 in)	42"H x 72"W x 30"D	TBD	\$1,427.58
SD-AK42F-XXXX-XX	Akt Table - 6036 Rectangle (Round Legs) (42 in)	42"H x 60"W x 36"D	TBD	\$1,523.45
SD-AL42F-XXXX-XX	Akt Table - 7236 Rectangle (Round Legs) (42 in)	42"H x 72"W x 36"D	TBD	\$1,580.04
SD-AF42F-XXXX-XX	Akt Table - 7230 Racetrack (Round Legs) (42 in)	42"H x 72"W x 30"D	TBD	\$1,397.55
SD-AH42F-XXXX-XX	Akt Table - 36 Round (Round Legs) (42 in)	42"H x 36"W x 36"D	TBD	\$1,238.16
SD-AJ42F-XXXX-XX	Akt Table - 36 Square (Round Legs) (42 in)	42"H x 36"W x 36"D	TBD	\$1,307.46
SD-AM42F-XXXX-XX	Akt Table - 48 Round (Round Legs) (42 in)	42"H x 48"W x 48"D	TBD	\$1,321.32
SD-AN42F-XXXX-XX	Akt Table - 48 Square (Round Legs) (42 in)	42"H x 48"W x 48"D	TBD	\$1,417.19
SD-AP42F-XXXX-XX	Akt Table - 60 Round (Round Legs) (42 in)	42"H x 60"W x 60"D	TBD	\$1,590.44
SD-AT42F-XXXX-XX	Akt Table - Wavy Rectangle (Round Legs) (42 in)	42"H x 58.8"W x 32.6"D	TBD	\$1,365.21
SD-AU42F-XXXX-XX	Akt Table - Wavy Square (Round Legs) (42 in)	42"H x 30"W x 30.3"D	TBD	\$1,187.34
SD-AY42F-XXXX-XX	Akt Table - Quad (Round Legs) (42 in)	42"H x 47.4"W x 35.7"D	TBD	\$1,301.69



Akt Table + Butcher Block (29"H)

The Akt collection combines the principles of human development to be able to "Akt" with purpose and intention. The Akt tables are ideally suited for secondary learners, higher education students, and the employees in the workforce. With sophistication and sleek style, Akt tables can be used for individual work, collaborative spaces, or team activities.

Featured with a solid wood butcher block top, the Akt table surface provides plenty of space for writing or planning, all on a unitized frame for improved structural strength and stability.

Please note: Custom orders and whiteboard top option are subject to an upcharge and laminate availability. Please contact your sales representative for current availability and lead time information.

SCS Indoor Advantage Gold Certified.

Standard Includes

- 1-1/2" thick solid wood butcher block
- Powder-coated steel legs in platinum
- Unitized frame for improved structural strength and stability
- 3" dual-wheel casters (two locking)

Options

- Available in three heights: 29", 36", and 42" (two taller sizes include integrated foot rest)
- Available in multiple size table tops
- Angled legs available in rectangle or round shape

Part No.	Description	Dimensions	Ship Wt.	Base MSRP
A. Akt Table + Butcher Block (29"H) - Rectangular Legs				
SD-AC29R-BUTCHER	Akt Table - Butcher Block 6024 Rectangle (Rectangular Legs) (29 in)	29"H x 60"W x 24"D	TBD	\$1,774.30
SD-AE29R-BUTCHER	Akt Table - Butcher Block 6030 Rectangle (Rectangular Legs) (29 in)	29"H x 60"W x 30"D	TBD	\$2,052.60
SD-AG29R-BUTCHER	Akt Table - Butcher Block 7230 Rectangle (Rectangular Legs) (29 in)	29"H x 72"W x 30"D	TBD	\$2,406.80
SD-AK29R-BUTCHER	Akt Table - Butcher Block 6036 Rectangle (Rectangular Legs) (29 in)	29"H x 60"W x 36"D	TBD	\$2,348.50
SD-AL29R-BUTCHER	Akt Table - Butcher Block 7236 Rectangle (Rectangular Legs) (29 in)	29"H x 72"W x 36"D	TBD	\$2,701.60
SD-AJ29R-BUTCHER	Akt Table - Butcher Block 36 Square (Rectangular Legs) (29 in)	29"H x 36"W x 36"D	TBD	\$1,665.40
B. Akt Table + Butcher Block (29"H) - Round Legs				
SD-AC29R-BUTCHER	Akt Table - Butcher Block 6024 Rectangle (Round Legs) (29 in)	29"H x 60"W x 24"D	TBD	\$1,785.30
SD-AE29R-BUTCHER	Akt Table - Butcher Block 6030 Rectangle (Round Legs) (29 in)	29"H x 60"W x 30"D	TBD	\$2,063.60
SD-AG29R-BUTCHER	Akt Table - Butcher Block 7230 Rectangle (Round Legs) (29 in)	29"H x 72"W x 30"D	TBD	\$2,417.80
SD-AK29R-BUTCHER	Akt Table - Butcher Block 6036 Rectangle (Round Legs) (29 in)	29"H x 60"W x 36"D	TBD	\$2,359.50
SD-AL29R-BUTCHER	Akt Table - Butcher Block 7236 Rectangle (Round Legs) (29 in)	29"H x 72"W x 36"D	TBD	\$2,711.50
SD-AJ29R-BUTCHER	Akt Table - Butcher Block 36 Square (Round Legs) (29 in)	29"H x 36"W x 36"D	TBD	\$1,676.40



Akt Table + Butcher Block (36"H)

The Akt collection combines the principles of human development to be able to "Akt" with purpose and intention. The Akt tables are ideally suited for secondary learners, higher education students, and the employees in the workforce. With sophistication and sleek style, Akt tables can be used for individual work, collaborative spaces, or team activities.

Featured with a solid wood butcher block top, the Akt table surface provides plenty of space for writing or planning, all on a unitized frame for improved structural strength and stability.

Please note: Custom orders and whiteboard top option are subject to an upcharge and laminate availability. Please contact your sales representative for current availability and lead time information.

SCS Indoor Advantage Gold Certified.

Standard Includes

- 1-1/2" thick solid wood butcher block
- Powder-coated steel legs in platinum
- Unitized frame for improved structural strength and stability
- Integrated foot rest
- 3" dual-wheel casters (two locking)

Options

- Available in three heights: 29", 36", and 42" (two taller sizes include integrated foot rest)
- Available in multiple size table tops
- Angled legs available in rectangle or round shape

Part No.	Description	Dimensions	Ship Wt.	Base MSRP
A. Akt Table + Butcher Block (36"H) - Rectangular Legs				
SD-AC36R-BUTCHER	Akt Table - Butcher Block 6024 Rectangle (Rectangular Legs) (36 in)	36"H x 60"W x 24"D	TBD	\$1,910.70
SD-AE36R-BUTCHER	Akt Table - Butcher Block 6030 Rectangle (Rectangular Legs) (36 in)	36"H x 60"W x 30"D	TBD	\$2,189.00
SD-AG36R-BUTCHER	Akt Table - Butcher Block 7230 Rectangle (Rectangular Legs) (36 in)	36"H x 72"W x 30"D	TBD	\$2,536.60
SD-AK36R-BUTCHER	Akt Table - Butcher Block 6036 Rectangle (Rectangular Legs) (36 in)	36"H x 60"W x 36"D	TBD	\$2,484.90
SD-AL36R-BUTCHER	Akt Table - Butcher Block 7236 Rectangle (Rectangular Legs) (36 in)	36"H x 72"W x 36"D	TBD	\$2,830.30
SD-AJ36R-BUTCHER	Akt Table - Butcher Block 36 Square (Rectangular Legs) (36 in)	36"H x 36"W x 36"D	TBD	\$1,830.40
B. Akt Table + Butcher Block (36"H) - Round Legs				
SD-AC36R-BUTCHER	Akt Table - Butcher Block 6024 Rectangle (Round Legs) (36 in)	36"H x 60"W x 24"D	TBD	\$1,945.90
SD-AE36R-BUTCHER	Akt Table - Butcher Block 6030 Rectangle (Round Legs) (36 in)	36"H x 60"W x 30"D	TBD	\$2,224.20
SD-AG36R-BUTCHER	Akt Table - Butcher Block 7230 Rectangle (Round Legs) (36 in)	36"H x 72"W x 30"D	TBD	\$2,571.80
SD-AK36R-BUTCHER	Akt Table - Butcher Block 6036 Rectangle (Round Legs) (36 in)	36"H x 60"W x 36"D	TBD	\$2,520.10
SD-AL36R-BUTCHER	Akt Table - Butcher Block 7236 Rectangle (Round Legs) (36 in)	36"H x 72"W x 36"D	TBD	\$2,865.50
SD-AJ36R-BUTCHER	Akt Table - Butcher Block 36 Square (Round Legs) (36 in)	36"H x 36"W x 36"D	TBD	\$1,865.60



Akt Table + Butcher Block (42"H)

The Akt collection combines the principles of human development to be able to "Akt" with purpose and intention. The Akt tables are ideally suited for secondary learners, higher education students, and the employees in the workforce. With sophistication and sleek style, Akt tables can be used for individual work, collaborative spaces, or team activities.

Featured with a solid wood butcher block top, the Akt table surface provides plenty of space for writing or planning, all on a unitized frame for improved structural strength and stability.

Please note: Custom orders and whiteboard top option are subject to an upcharge and laminate availability. Please contact your sales representative for current availability and lead time information.

SCS Indoor Advantage Gold Certified.

Standard Includes

- 1-1/2" thick solid wood butcher block
- Powder-coated steel legs in platinum
- Unitized frame for improved structural strength and stability
- Integrated foot rest
- 3" dual-wheel casters (two locking)

Options

- Available in three heights: 29", 36", and 42" (two taller sizes include integrated foot rest)
- Available in multiple size table tops
- Angled legs available in rectangle or round shape

Part No.	Description	Dimensions	Ship Wt.	Base MSRP
A. Akt Table + Butcher Block (42"H) - Rectangular Legs				
SD-AC42R-BUTCHER	Akt Table - Butcher Block 6024 Rectangle (Rectangular Legs) (42 in)	42"H x 60"W x 24"D	TBD	\$1,961.30
SD-AE42R-BUTCHER	Akt Table - Butcher Block 6030 Rectangle (Rectangular Legs) (42 in)	42"H x 60"W x 30"D	TBD	\$2,239.60
SD-AG42R-BUTCHER	Akt Table - Butcher Block 7230 Rectangle (Rectangular Legs) (42 in)	42"H x 72"W x 30"D	TBD	\$2,587.20
SD-AK42R-BUTCHER	Akt Table - Butcher Block 6042 Rectangle (Rectangular Legs) (42 in)	42"H x 60"W x 42"D	TBD	\$2,535.50
SD-AL42R-BUTCHER	Akt Table - Butcher Block 7242 Rectangle (Rectangular Legs) (42 in)	42"H x 72"W x 42"D	TBD	\$2,880.90
SD-AJ42R-BUTCHER	Akt Table - Butcher Block 36 Square (Rectangular Legs) (42 in)	42"H x 36"W x 36"D	TBD	\$1,881.00
B. Akt Table + Butcher Block (42"H) - Round Legs				
SD-AC42R-BUTCHER	Akt Table - Butcher Block 6024 Rectangle (Round Legs) (42 in)	42"H x 60"W x 24"D	TBD	\$1,978.90
SD-AE42R-BUTCHER	Akt Table - Butcher Block 6030 Rectangle (Round Legs) (42 in)	42"H x 60"W x 30"D	TBD	\$2,256.10
SD-AG42R-BUTCHER	Akt Table - Butcher Block 7230 Rectangle (Round Legs) (42 in)	42"H x 72"W x 30"D	TBD	\$2,603.70
SD-AK42R-BUTCHER	Akt Table - Butcher Block 6042 Rectangle (Round Legs) (42 in)	42"H x 60"W x 42"D	TBD	\$2,552.00
SD-AL42R-BUTCHER	Akt Table - Butcher Block 7242 Rectangle (Round Legs) (42 in)	42"H x 72"W x 42"D	TBD	\$2,897.40
SD-AJ42R-BUTCHER	Akt Table - Butcher Block 36 Square (Round Legs) (42 in)	42"H x 36"W x 36"D	TBD	\$1,897.50



Essentials Economy Flipper Table + Modesty Panel

Simple and versatile Essentials Economy Flipper Table with Modesty Panel is the ideal table for virtually any training room or conference room setting. Lightweight and mobile tables are attractive and functional.

Flip back the tops with a lever mechanism for easy transport, set up, and break down. Tables nest for compact storage.

SCS Indoor Advantage Gold Certified.

Standard Includes

- Vacuum-formed PVC top
- Powder-coated steel base in black with full length stretcher bar
- Integrated steel modesty panel
- Lever mechanism to flip back top
- 2" casters (two locking)

Options

- Available in three finishes: Asian Night, Gray Elm, or Low Line

Part No.	Description	Dimensions	Ship Wt.	Base MSRP
A. Essentials Economy Flipper Table + Modesty Panel				
91180	Essentials Economy Flipper Table + Modesty Panel (Asian Night)	29.5"H x 60"W x 24"D	76 lbs	\$676.40
91181	Essentials Economy Flipper Table + Modesty Panel (Gray Elm)	29.5"H x 60"W x 24"D	76 lbs	\$676.40
91182	Essentials Economy Flipper Table + Modesty Panel (Low Line)	29.5"H x 60"W x 24"D	76 lbs	\$676.40
91183	Essentials Economy Flipper Table + Modesty Panel (Asian Night)	29.5"H x 72"W x 24"D	88 lbs	\$783.93
91184	Essentials Economy Flipper Table + Modesty Panel (Gray Elm)	29.5"H x 72"W x 24"D	88 lbs	\$783.93
91185	Essentials Economy Flipper Table + Modesty Panel (Low Line)	29.5"H x 72"W x 24"D	88 lbs	\$783.93

DISCONTINUED: Available while supplies last!



LX Workstations

Matching classic good looks with unparalleled versatility, the LX Workstation is ideal for any personal office space, training room, or other working environment.

SCS Indoor Advantage Gold Certified.

Standard Includes

- 3/4" thick PVC top
- Black base with powder-coated steel legs
- Black laminate locking storage/CPU cabinet
- Locking CPU cabinet on the LX 48 measures 23.5"H x 14.5"W x 21"D, and each on the LX 72 measures 23.5"H x 9"W x 21"D
- Retractable keyboard shelf with built-in pen and pencil holder measures 22"W x 10.5"D
- Cable management grommets and conduits along the underside of the desktop and through the leg

Options

- Available in two sizes: 42"W or 72"W
- Available in two finishes: teak or gray

Part No.	Description	Dimensions	Ship Wt.	Base MSRP
A. LX Workstations				
89843	LX 48 Workstation (Teak)	29"H x 48"W x 24"D	84 lbs	\$808.31
89844	LX 72 Workstation (Teak)	29"H x 72"W x 24"D	116 lbs	\$1074.37
90106	LX 48 Workstation (Gray)	29"H x 48"W x 24"D	84 lbs	\$820.33
90107	LX 72 Workstation (Gray)	29"H x 72"W x 24"D	116 lbs	\$1069.09

DISCONTINUED: Available while supplies last!



Alekto Compact Sit & Stand Workstation

A versatile compact sit or stand workstation, the Alekto is ideal for smaller or space-limited work areas.

Height adjustable flexibility allows use as either a stand up or sit down workstation. Shelves are interchangeable, allowing the retractable shelf to be mounted high or low.

SCS Indoor Advantage Gold Certified.

Standard Includes

- Black laminate shelves are adjustable and interchangeable
- Height adjustable from 27.5" to 52.5"
- Retractable keyboard shelf with pull-out left- or right-handed mouse platform
- Adjustable CPU holder mounts to either side of workstation
- Silver powder-coated frame
- 3" casters (two locking)

Part No.	Description	Dimensions	Ship Wt.	Base MSRP
A. Alekto Workstation				
42551	Alekto Compact Sit & Stand Workstation	27.5" – 52.5"H x 30"W x 24"D	76 lbs	\$774.44

DISCONTINUED: Available while supplies last!



Up-Rite Standing Mobile Workstation

The Up-Rite Standing Mobile Workstation is a simple solution to your standing workstation needs.

Easily mobile to position wherever it is needed. Features a laminate top and side panels with stylish support posts. Ergonomic cut outs allow a comfortable user experience.

Includes retractable keyboard shelf and bottom shelf for CPU or other equipment storage.

SCS Indoor Advantage Gold Certified.

Standard Includes

- 3/4" thick laminate top and side panels in Smoked Sapelle finish
- Retractable keyboard shelf
- Bottom storage shelf
- Silver powder-coated frame
- 2" casters (two locking)

Part No.	Description	Dimensions	Ship Wt.	Base MSRP
A. Up-Rite Standing Mobile Workstation				
91105	Up-Rite Standing Mobile Workstation	45.9"H x 35.6"W x 25.3"D	58 lbs	\$497.25



WOW Flexi-Desk

Get ultimate flexibility and mobility with the WOW Flexi-Desk modular workstation.

Central post serves as a hub for accessory shelves. All shelves and accessories adjust in height for custom ergonomics. Includes clips and hollow tubing for cable management.

SCS Indoor Advantage Gold Certified.

Standard Includes

- 3/4" thick laminate top and side panels in cherry finish
- Keyboard/laptop shelf (31.5"W x 15.8"D)
- Single monitor mounts holds up to 23"/30 lb monitor with full pan adjustment
- Bottom storage shelf
- Black powder-coated steel frame
- Cable management clips
- 2" casters (two locking)

Part No.	Description	Dimensions	Ship Wt.	Base MSRP
A. WOW Flexi-Desk				
90329	WOW Flexi-Desk	46.5"H x 31.5"W x 26.5"D	29 lbs	\$383.06
66642	WOW Flexi-Desk Extendable Monitor Mount WHILE SUPPLIES LAST	4.5"H x 4.5"W x 12"D	4 lbs	\$114.05



Up-Rite Mobile Sit/Stand Workstation

The Up-Rite Mobile Sit-to-Stand Workstation is a simple to use, ergonomic solution to add energy to your working environment.

Mobile and easily adjustable from sitting to standing, even for tall people, the Up-Rite workstation helps you get up and stand up for easily changing your working stature.

Height adjustability allows the desk to be used as either a sit-down or stand-up workstation, encouraging efficiency by letting you refresh your position.

SCS Indoor Advantage Gold Certified.

Standard Includes

- 3/4" thick vacuum-formed PVC top (27"W x 17.5"D) with grommet
- Adjustable from 28.5" to 45.5"H
- Keyboard shelf measures 27"W x 9.5"D with 4" of adjustment
- Black powder-coated steel frame
- Bottom shelf
- 2-1/2" casters (two locking)

Part No.	Description	Dimensions	Ship Wt.	Base MSRP
A. Up-Rite Mobile Sit/Stand Workstation				
90459	Up-Rite Mobile Sit/Stand Workstation	28.5" - 45.5"H x 27.5"W x 22.5"D	43 lbs	\$718.51



Study Carrel

The heavy duty Study Carrel provides privacy wherever it is needed. Ideal for libraries, testing areas, or any other place a private work space is required.

Available in oak or gray laminate with a white interior for a brighter work space. Work surface is height adjustable. Top shelf adds rigidity and provides storage area.

SCS Indoor Advantage Gold Certified.

Standard Includes

- Work surface is height adjustable from 22" to 30"
- White interior
- Top shelf
- Powder-coated black steel base with leveling glides

Options

- Available in oak or gray finish

Part No.	Description	Dimensions	Ship Wt.	Base MSRP
A. Study Carrel				
89788A	Study Carrel (Oak)	38.3" - 46.3"H x 37"W x 24"D	82 lbs	\$910.24
89789A	Study Carrel (Gray)	38.3" - 46.3"H x 37"W x 24"D	82 lbs	\$910.24

DISCONTINUED: Available while supplies last!



Deluxe Floor Carrel + Add-A-Carrel

The Floor Carrel and Add-A-Carrel create compact and private work areas. Ideal for study halls, libraries, or testing areas, purchase a Floor Carrel to start a row, and then join as many Add-A-Carrels as you need.

SCS Indoor Advantage Gold Certified.

Standard Includes

- 3/4" HPL panels in teak
- Work surface measures 29"H x 31.4"W x 23.9"D
- Powder-coated black steel frame with leveling glides
- Retractable keyboard shelf (25.5"H x 31.4"W x 11.8"D)

Options

- Choose from starter/stand alone carrel or add-a-carrel for joining

Part No.	Description	Dimensions	Ship Wt.	Base MSRP
A. Deluxe Floor Carrel + Add-A-Carrel				
89868	Deluxe Floor Carrel (Teak)	48"H x 32.9"W x 24.5"D	75 lbs	\$537.42
89869	Deluxe Add-A-Carrel (Teak)	48"H x 32.1"W x 24.5"D	61 lbs	\$472.45

DISCONTINUED: Available while supplies last!



Overbed Table

Mobile Overbed Table makes eating, writing, or reading more comfortable for anyone recuperating or resting in bed.

Designed to be compact, easily mobile, and height adjustable with one handle adjustment.

Please note: Custom orders and whiteboard table top option are subject to an upcharge and laminate availability. Please contact your sales representative for current availability and lead time information.

SCS Indoor Advantage Gold Certified.

Standard Includes

- HPL top with T-mold edgebanding (32"W x 20"D)
- Height adjustable from 26.5" to 41.8"
- Powder-coated platinum steel base
- Single pneumatic lift column
- Wide base for stability

Options

- Customizable HPL (see pp. 7–10 for swatches)
- Customizable edgeband (see p. 11 for swatches)

Part No.	Description	Dimensions	Ship Wt.	Base MSRP
A. Overbed Table				
59040-Z-XXXX-XX	Overbed Table	26.5" – 41.8"H x 27.5"W x 21.5"D	25 lbs	\$788.94



Hierarchy 4-Leg Chair

Position a student for learning with the Hierarchy 4-Leg Chair. With ergonomics in mind, the Hierarchy is a colorful and flexible solution for stimulating focus and motivation in your learning environment.

Multiple sizes, bases, and vibrant colors for all ages of learners.

Flexible and ergonomically shaped seat with lumbar support for easy position changes, eliminating stagnant environments.

Smooth reinforced back allows for flex action without sharp ridges.

SCS Indoor Advantage Gold Certified. Patent pending.

Standard Includes

- Ergonomic shell with lumbar support and reinforced back
- Base includes nylon swivel glides

Options

- Available in four seat heights: 12", 14", 16", or 18"
- Multiple shell color options (see p. 11 for swatches)
- Custom colors available (MOQ applied)
- Shell available with or without arms
- Shell available with upholstered seat pad through our graded-in program (see p. 487 for details)
- Base available in chrome or platinum
- Available in sets of 5 or single chairs



Part No.	Description	Dimensions	Ship Wt.	Base MSRP
A. Hierarchy 4-Leg Chair (set of 5)				
53312-5-XXXX-NA-CH	No Arms – 12 in Chrome Base (set of 5)	24"H x 16"W x 17"D	37 lbs	\$673.19
53314-5-XXXX-NA-CH	No Arms – 14 in Chrome Base (set of 5)	25.5"H x 17"W x 17.5"D	38 lbs	\$673.19
53316-5-XXXX-NA-CH	No Arms – 16 in Chrome Base (set of 5)	31.8"H x 18.5"W x 20.3"D	55 lbs	\$781.86
53318-5-XXXX-NA-CH	No Arms – 18 in Chrome Base (set of 5)	33.5"H x 18.8"W x 22"D	60 lbs	\$809.03
53312-5-XXXX-NA-PL	No Arms – 12 in Platinum Base (set of 5)	24"H x 16"W x 17"D	37 lbs	\$673.19
53314-5-XXXX-NA-PL	No Arms – 14 in Platinum Base (set of 5)	25.5"H x 17"W x 17.5"D	38 lbs	\$673.19
53316-5-XXXX-NA-PL	No Arms – 16 in Platinum Base (set of 5)	31.8"H x 18.5"W x 20.3"D	55 lbs	\$781.86
53318-5-XXXX-NA-PL	No Arms – 18 in Platinum Base (set of 5)	33.5"H x 18.8"W x 22"D	60 lbs	\$809.03
53316-5-XXXX-WA-CH	With Arms – 16 in Chrome Base (set of 5)	31.8"H x 18.5"W x 20.3"D	59 lbs	\$893.55
53318-5-XXXX-WA-CH	With Arms – 18 in Chrome Base (set of 5)	33.5"H x 18.8"W x 22"D	64 lbs	\$920.72
53316-5-XXXX-WA-PL	With Arms – 16 in Platinum Base (set of 5)	31.8"H x 18.5"W x 20.3"D	59 lbs	\$893.55
53318-5-XXXX-WA-PL	With Arms – 18 in Platinum Base (set of 5)	33.5"H x 18.8"W x 22"D	64 lbs	\$920.72
B. Hierarchy 4-Leg Chair (single)				
53312-1-XXXX-NA-CH	No Arms – 12 in Chrome Base	24"H x 16"W x 17"D		\$158.13
53314-1-XXXX-NA-CH	No Arms – 14 in Chrome Base	25.5"H x 17"W x 17.5"D		\$168.76
53316-1-XXXX-NA-CH	No Arms – 16 in Chrome Base	31.8"H x 18.5"W x 20.3"D		\$179.17
53318-1-XXXX-NA-CH	No Arms – 18 in Chrome Base	33.5"H x 18.8"W x 22"D		\$183.59
53312-1-XXXX-NA-PL	No Arms – 12 in Platinum Base	24"H x 16"W x 17"D		\$158.13
53314-1-XXXX-NA-PL	No Arms – 14 in Platinum Base	25.5"H x 17"W x 17.5"D		\$168.76
53316-1-XXXX-NA-PL	No Arms – 16 in Platinum Base	31.8"H x 18.5"W x 20.3"D		\$179.17
53318-1-XXXX-NA-PL	No Arms – 18 in Platinum Base	33.5"H x 18.8"W x 22"D		\$183.59
53316-1-XXXX-WA-CH	With Arms – 16 in Chrome Base	31.8"H x 18.5"W x 20.3"D		\$221.46
53318-1-XXXX-WA-CH	With Arms – 18 in Chrome Base	33.5"H x 18.8"W x 22"D		\$225.88
53316-1-XXXX-WA-PL	With Arms – 16 in Platinum Base	31.8"H x 18.5"W x 20.3"D		\$221.46
53318-1-XXXX-WA-PL	With Arms – 18 in Platinum Base	33.5"H x 18.8"W x 22"D		\$225.88

Hierarchy 4-Leg Caster Chair

Position a student for learning with the Hierarchy 4-Leg Caster Chair. With ergonomics in mind, the Hierarchy is a colorful and flexible solution for stimulating focus and motivation in your learning environment.

Multiple sizes, bases, and vibrant colors for all ages of learners.

Flexible and ergonomically shaped seat with lumbar support for easy position changes, eliminating stagnant environments.

Smooth reinforced back allows for flex action without sharp ridges.

SCS Indoor Advantage Gold Certified. Patent pending.

Standard Includes

- Ergonomic shell with lumbar support and reinforced back
- Base includes casters for easy mobility

Options

- Available in two seat heights: 16" or 18"
- Multiple shell color options (see p. 11 for swatches)
- Custom colors available (MOQ applied)
- Shell available with or without arms
- Shell available with upholstered seat pad through our graded-in program (see p. 487 for details)
- Base available in chrome or platinum
- Available with hard or soft casters
- Available in sets of 5 or single chairs



Part No.	Description	Dimensions	Ship Wt.	Base MSRP
A. Hierarchy 4-Leg Caster Chair (set of 5)				
54316-5-XXXX-NA-CH-HC	No Arms – 16 in Chrome Base – Hard Caster (set of 5)	31.1"H x 20.5"H x 23.8"D	65 lbs	\$1,153.16
54316-5-XXXX-NA-CH-SC	No Arms – 16 in Chrome Base – Soft Caster (set of 5)	31.1"H x 20.5"H x 23.8"D	68 lbs	\$1,207.50
54318-5-XXXX-NA-CH-HC	No Arms – 18 in Chrome Base – Hard Caster (set of 5)	33.1"H x 20.5"W x 23.8"D	65 lbs	\$1,189.39
54318-5-XXXX-NA-CH-SC	No Arms – 18 in Chrome Base – Soft Caster (set of 5)	33.1"H x 20.5"W x 23.8"D	68 lbs	\$1,249.76
54316-5-XXXX-NA-PL-HC	No Arms – 16 in Platinum Base – Hard Caster (set of 5)	31.1"H x 20.5"H x 23.8"D	65 lbs	\$1,153.16
54316-5-XXXX-NA-PL-SC	No Arms – 16 in Platinum Base – Soft Caster (set of 5)	31.1"H x 20.5"H x 23.8"D	68 lbs	\$1,207.50
54318-5-XXXX-NA-PL-HC	No Arms – 18 in Platinum Base – Hard Caster (set of 5)	33.1"H x 20.5"W x 23.8"D	65 lbs	\$1,189.39
54318-5-XXXX-NA-PL-SC	No Arms – 18 in Platinum Base – Soft Caster (set of 5)	33.1"H x 20.5"W x 23.8"D	68 lbs	\$1,249.76
54316-5-XXXX-WA-CH-HC	With Arms – 16 in Chrome Base – Hard Caster (set of 5)	31.1"H x 20.5"H x 23.8"D	69 lbs	\$1,255.80
54316-5-XXXX-WA-CH-SC	With Arms – 16 in Chrome Base – Soft Caster (set of 5)	31.1"H x 20.5"H x 23.8"D	72 lbs	\$1,316.18
54318-5-XXXX-WA-CH-HC	With Arms – 18 in Chrome Base – Hard Caster (set of 5)	33.1"H x 20.5"W x 23.8"D	69 lbs	\$1,298.06
54318-5-XXXX-WA-CH-SC	With Arms – 18 in Chrome Base – Soft Caster (set of 5)	33.1"H x 20.5"W x 23.8"D	72 lbs	\$1,352.40
54316-5-XXXX-WA-PL-HC	With Arms – 16 in Platinum Base – Hard Caster (set of 5)	31.1"H x 20.5"H x 23.8"D	69 lbs	\$1,255.80
54316-5-XXXX-WA-PL-SC	With Arms – 16 in Platinum Base – Soft Caster (set of 5)	31.1"H x 20.5"H x 23.8"D	72 lbs	\$1,316.18
54318-5-XXXX-WA-PL-HC	With Arms – 18 in Platinum Base – Hard Caster (set of 5)	33.1"H x 20.5"W x 23.8"D	69 lbs	\$1,298.06
54318-5-XXXX-WA-PL-SC	With Arms – 18 in Platinum Base – Soft Caster (set of 5)	33.1"H x 20.5"W x 23.8"D	72 lbs	\$1,352.40
B. Hierarchy 4-Leg Caster Chair (single)				
54316-1-XXXX-NA-CH-HC	No Arms – 16 in Chrome Base – Hard Caster	31.1"H x 20.5"H x 23.8"D		\$231.11
54316-1-XXXX-NA-CH-SC	No Arms – 16 in Chrome Base – Soft Caster	31.1"H x 20.5"H x 23.8"D		\$241.50
54318-1-XXXX-NA-CH-HC	No Arms – 18 in Chrome Base – Hard Caster	33.1"H x 20.5"W x 23.8"D		\$237.88
54318-1-XXXX-NA-CH-SC	No Arms – 18 in Chrome Base – Soft Caster	33.1"H x 20.5"W x 23.8"D		\$249.95
54316-1-XXXX-NA-PL-HC	No Arms – 16 in Platinum Base – Hard Caster	31.1"H x 20.5"H x 23.8"D		\$231.11
54316-1-XXXX-NA-PL-SC	No Arms – 16 in Platinum Base – Soft Caster	31.1"H x 20.5"H x 23.8"D		\$241.50
54318-1-XXXX-NA-PL-HC	No Arms – 18 in Platinum Base – Hard Caster	33.1"H x 20.5"W x 23.8"D		\$237.88
54318-1-XXXX-NA-PL-SC	No Arms – 18 in Platinum Base – Soft Caster	33.1"H x 20.5"W x 23.8"D		\$249.95
54316-1-XXXX-WA-CH-HC	With Arms – 16 in Chrome Base – Hard Caster	31.1"H x 20.5"H x 23.8"D		\$273.40
54316-1-XXXX-WA-CH-SC	With Arms – 16 in Chrome Base – Soft Caster	31.1"H x 20.5"H x 23.8"D		\$283.79
54318-1-XXXX-WA-CH-HC	With Arms – 18 in Chrome Base – Hard Caster	33.1"H x 20.5"W x 23.8"D		\$280.17
54318-1-XXXX-WA-CH-SC	With Arms – 18 in Chrome Base – Soft Caster	33.1"H x 20.5"W x 23.8"D		\$292.24
54316-1-XXXX-WA-PL-HC	With Arms – 16 in Platinum Base – Hard Caster	31.1"H x 20.5"H x 23.8"D		\$273.40
54316-1-XXXX-WA-PL-SC	With Arms – 16 in Platinum Base – Soft Caster	31.1"H x 20.5"H x 23.8"D		\$283.79
54318-1-XXXX-WA-PL-HC	With Arms – 18 in Platinum Base – Hard Caster	33.1"H x 20.5"W x 23.8"D		\$280.17
54318-1-XXXX-WA-PL-SC	With Arms – 18 in Platinum Base – Soft Caster	33.1"H x 20.5"W x 23.8"D		\$292.24

Hierarchy Cantilever Chair

Position a student for learning with the Hierarchy Cantilever Chair. With ergonomics in mind, the Hierarchy is a colorful and flexible solution for stimulating focus and motivation in your learning environment.

Multiple sizes, bases, and vibrant colors for all ages of learners.

Flexible and ergonomically shaped seat with lumbar support for easy position changes, eliminating stagnant environments.

Smooth reinforced back allows for flex action without sharp ridges.

SCS Indoor Advantage Gold Certified. Patent pending.

Standard Includes

- Ergonomic shell with lumbar support and reinforced back
- Cantilever base with floor-safe glides

Options

- Available in three seat heights: 14", 16," or 18"
- Multiple shell color options (see p. 11 for swatches)
- Custom colors available (MOQ applied)
- Shell available with or without arms
- Shell available with upholstered seat pad through our graded-in program (see p. 487 for details)
- Base available in chrome or platinum
- Available in sets of 5 or single chairs

Part No.	Description	Dimensions	Ship Wt.	Base MSRP
A. Hierarchy Cantilever Chair (set of 5)				
53214-5-XXXX-NA-CH	No Arms - 14 in Chrome Base (set of 5)	25.8"H x 15.3"W x 15.3"D	45 lbs	\$851.29
53216-5-XXXX-NA-CH	No Arms - 16 in Chrome Base (set of 5)	31.5"H x 19.3"W x 18.5"D	63 lbs	\$979.58
53218-5-XXXX-NA-CH	No Arms - 18 in Chrome Base (set of 5)	33.5"H x 19.3"W x 19.5"D	65 lbs	\$1,012.79
53214-5-XXXX-NA-PL	No Arms - 14 in Platinum Base (set of 5)	25.8"H x 15.3"W x 15.3"D	45 lbs	\$851.29
53216-5-XXXX-NA-PL	No Arms - 16 in Platinum Base (set of 5)	31.5"H x 19.3"W x 18.5"D	63 lbs	\$979.58
53218-5-XXXX-NA-PL	No Arms - 18 in Platinum Base (set of 5)	33.5"H x 19.3"W x 19.5"D	69 lbs	\$1,012.79
53216-5-XXXX-WA-CH	With Arms - 16 in Chrome Base (set of 5)	31.5"H x 19.3"W x 18.5"D	67 lbs	\$1,086.75
53218-5-XXXX-WA-CH	With Arms - 18 in Chrome Base (set of 5)	33.5"H x 19.3"W x 19.5"D	69 lbs	\$1,118.44
53216-5-XXXX-WA-PL	With Arms - 16 in Platinum Base (set of 5)	31.5"H x 19.3"W x 18.5"D	67 lbs	\$1,086.75
53218-5-XXXX-WA-PL	With Arms - 18 in Platinum Base (set of 5)	33.5"H x 19.3"W x 19.5"D	69 lbs	\$1,118.44
B. Hierarchy Cantilever Chair (single)				
53214-1-XXXX-NA-CH	No Arms - 14 in Chrome Base	25.8"H x 15.3"W x 15.3"D		\$191.04
53216-1-XXXX-NA-CH	No Arms - 16 in Chrome Base	31.5"H x 19.3"W x 18.5"D		\$207.70
53218-1-XXXX-NA-CH	No Arms - 18 in Chrome Base	33.5"H x 19.3"W x 19.5"D		\$208.64
53214-1-XXXX-NA-PL	No Arms - 14 in Platinum Base	25.8"H x 15.3"W x 15.3"D		\$191.04
53216-1-XXXX-NA-PL	No Arms - 16 in Platinum Base	31.5"H x 19.3"W x 18.5"D		\$207.70
53218-1-XXXX-NA-PL	No Arms - 18 in Platinum Base	33.5"H x 19.3"W x 19.5"D		\$208.64
53216-1-XXXX-WA-CH	With Arms - 16 in Chrome Base	31.5"H x 19.3"W x 18.5"D		\$249.99
53218-1-XXXX-WA-CH	With Arms - 18 in Chrome Base	33.5"H x 19.3"W x 19.5"D		\$250.93
53216-1-XXXX-WA-PL	With Arms - 16 in Platinum Base	31.5"H x 19.3"W x 18.5"D		\$249.99
53218-1-XXXX-WA-PL	With Arms - 18 in Platinum Base	33.5"H x 19.3"W x 19.5"D		\$250.93



Hierarchy 5-Star Chair

Position a student for learning with the Hierarchy 5-Star Chair. With ergonomics in mind, the Hierarchy is a colorful and flexible solution for stimulating focus and motivation in your learning environment.

Multiple sizes, bases, and vibrant colors for all ages of learners.

Flexible and ergonomically shaped seat with lumbar support for easy position changes, eliminating stagnant environments.

Smooth reinforced back allows for flex action without sharp ridges.

SCS Indoor Advantage Gold Certified. Patent pending.

Standard Includes

- Ergonomic shell with lumbar support and reinforced back
- Black plastic 5-star base with a seat that adjusts in height from 16-1/2" to 21-1/2"
- 2" swivel casters

Options

- Multiple shell color options (see p. 11 for swatches)
- Custom colors available (MOQ applied)
- Shell available with or without arms
- Shell available with upholstered seat pad through our graded-in program (see p. 487 for details)
- Available with hard or soft casters

Part No.	Description	Dimensions	Ship Wt.	Base MSRP
A. Hierarchy 5-Star Chair				
53511-XXXX-NA-HC	No Arms – Hard Casters	31" – 36"H x 24"W x 24"D	20 lbs	\$340.52
53511-XXXX-NA-SC	No Arms – Soft Casters	31" – 36"H x 24"W x 24"D	20 lbs	\$355.01
53511-XXXX-WA-HC	With Arms – Hard Casters	31" – 36"H x 24"W x 24"D	21 lbs	\$382.81
53511-XXXX-WA-SC	With Arms – Soft Casters	31" – 36"H x 24"W x 24"D	21 lbs	\$397.30



Hierarchy Rocker Chair

Position a student for learning with the Hierarchy Rocker Chair. With ergonomics in mind, the Hierarchy is a colorful and flexible solution for stimulating focus and motivation in your learning environment.

Multiple sizes, bases, and vibrant colors for all ages of learners.

Flexible and ergonomically shaped seat with lumbar support for easy position changes, eliminating stagnant environments.

Smooth reinforced back allows for flex action without sharp ridges.

Rocker base allows gentle and moderate movement to encourage calmness and cognitive processing.

SCS Indoor Advantage Gold Certified. Patent pending.

Standard Includes

- Ergonomic shell with lumbar support and reinforced back
- Rocking base in heavy gauge powder-coated platinum steel with floor-safe glides

Options

- Available in three seat heights without arms: 14", 16", and 18", and in two seat heights with arms: 16" and 18"
- Multiple shell color options (see p. 11 for swatches)
- Custom colors available (MOQ applied)
- Shell available with or without arms
- Shell available with upholstered seat pad through our graded-in program (see p. 487 for details)
- Available with hard or soft casters

Part No.	Description	Dimensions	Ship Wt.	Base MSRP
A. Hierarchy Rocker Chair				
54715-1-XXXX-NA-PL	No Arms – 14 in Platinum Base	25.3"H x 19.1"W x 19.1"D	14 lbs	\$231.44
54716-1-XXXX-NA-PL	No Arms – 16 in Platinum Base	30.5"H x 22.8"W x 23.6"D	15 lbs	\$277.27
54717-1-XXXX-NA-PL	No Arms – 18 in Platinum Base	32.5"H x 22.8"W x 23.6"D	16 lbs	\$279.87
54716-1-XXXX-WA-PL	With Arms – 16 in Platinum Base	31.3"H x 26.4"W x 23.6"D	17 lbs	\$319.56
54717-1-XXXX-WA-PL	With Arms – 18 in Platinum Base	33.3"H x 26.4"W x 23.6"D	18 lbs	\$322.16



Hierarchy 4-Leg Stool

Position a student for learning with the Hierarchy 4-Leg Stool. With ergonomics in mind, the Hierarchy is a colorful and flexible solution for stimulating focus and motivation in your learning environment.

Multiple sizes, bases, and vibrant colors for all ages of learners.

Flexible and ergonomically shaped seat with lumbar support for easy position changes, eliminating stagnant environments.

Smooth reinforced back allows for flex action without sharp ridges.

Rocker base allows gentle and moderate movement to encourage calmness and cognitive processing.

SCS Indoor Advantage Gold Certified. Patent pending.

Standard Includes

- Ergonomic shell with lumbar support and reinforced back
- Base includes nylon swivel glides

Options

- Available in 24" or 30" seat height
- Multiple shell color options (see p. 11 for swatches)
- Custom colors available (MOQ applied)
- Shell available with or without arms
- Shell available with upholstered seat pad through our graded-in program (see p. 487 for details)
- Base available in chrome or platinum

Part No.	Description	Dimensions	Ship Wt.	Base MSRP
A. Hierarchy 4-Leg Stool				
53220-XXXX-NA-CH	No Arms - 24 in Chrome Base	39.8"H x 20.5"W x 22"D	16 lbs	\$310.91
53220-XXXX-NA-PL	No Arms - 24 in Platinum Base	39.8"H x 20.5"W x 22"D	16 lbs	\$310.91
53220-XXXX-WA-CH	With Arms - 24 in Chrome Base	39.8"H x 20.5"W x 22"D	17 lbs	\$353.20
53220-XXXX-WA-PL	With Arms - 24 in Platinum Base	39.8"H x 20.5"W x 22"D	17 lbs	\$353.20
53221-XXXX-NA-CH	No Arms - 30 in Chrome Base	45.8"H x 20.5"W x 22"D	18 lbs	\$333.51
53221-XXXX-NA-PL	No Arms - 30 in Platinum Base	45.8"H x 20.5"W x 22"D	18 lbs	\$333.51
53221-XXXX-WA-CH	With Arms - 30 in Chrome Base	45.8"H x 20.5"W x 22"D	19 lbs	\$375.80
53221-XXXX-WA-PL	With Arms - 30 in Platinum Base	45.8"H x 20.5"W x 22"D	19 lbs	\$375.80



Hierarchy 5-Star Stool

Position a student for learning with the Hierarchy 5-Star Chair. With ergonomics in mind, the Hierarchy is a colorful and flexible solution for stimulating focus and motivation in your learning environment.

Multiple sizes, bases, and vibrant colors for all ages of learners.

Flexible and ergonomically shaped seat with lumbar support for easy position changes, eliminating stagnant environments.

Smooth reinforced back allows for flex action without sharp ridges.

SCS Indoor Advantage Gold Certified. Patent pending.

Standard Includes

- Ergonomic shell with lumbar support and reinforced back
- Black plastic 5-star base with a seat that adjusts in height from 23" to 33"
- 2" swivel casters

Options

- Multiple shell color options (see p. 11 for swatches)
- Custom colors available (MOQ applied)
- Shell available with or without arms
- Shell available with upholstered seat pad through our graded-in program (see p. 487 for details)
- Available with hard or soft casters

Part No.	Description	Dimensions	Ship Wt.	Base MSRP
A. Hierarchy 5-Star Stool				
53512-XXXX-NA-HC	No Arms – Hard Casters	37.5" – 47.5"H x 24"W x 24"D	24 lbs	\$479.38
53512-XXXX-NA-SC	No Arms – Soft Casters	37.5" – 47.5"H x 24"W x 24"D	24 lbs	\$495.08
53512-XXXX-WA-HC	With Arms – Hard Casters	37.5" – 47.5"H x 24"W x 24"D	25 lbs	\$521.67
53512-XXXX-WA-SC	With Arms – Soft Casters	37.5" – 47.5"H x 24"W x 24"D	25 lbs	\$537.37



Enroll® Tablet Chair + Hierarchy Shell

Featuring a right- or left-handed tablet and a shell with 360° rotation, the Enroll® Tablet Chair makes collaborative room configuration a breeze. Wide tablet for students' comfort provides ample room for a tablet or other mobile device along with a notepad.

Tablet available with a porcelain steel whiteboard top, to provide space for doodling, jotting down notes and ideas, and brainstorming. Porcelain reduces ambient reflection and glare over standard whiteboard, providing a more comfortable to use writing surface. Porcelain also has superior erasability, accepts magnets, and comes with a lifetime guarantee.

Flexible and ergonomically shaped seat with lumbar support for easy position changes, eliminating stagnant environments. Smooth reinforced back allows for flex action without sharp ridges.

SCS Indoor Advantage Gold Certified. Patent pending.

Standard Includes

- Ergonomic shell with lumbar support and reinforced back
- Tablet surface measures 29.8"H x 26"W x 14"D with left- or right-handed positioning
- Tablet made with reinforced injection-molded polypropylene in black
- Durable plastic base with storage beneath (21"W x 21"W)
- Chair base features 360° rotation
- 18" seat height
- 2" casters

Options

- Tablet available with porcelain steel whiteboard top
- Multiple shell color options (see p. 11 for swatches)
- Custom colors available (MOQ applied)
- Shell available with or without arms
- Shell available with upholstered seat pad through our graded-in program (see p. 487 for details)
- Available with hard or soft casters
- Floor-safe glides available
- Cup holder available, swivels beneath tablet for storage



Part No.	Description	Dimensions	Ship Wt.	Base MSRP
A. Enroll Tablet Chair + Hierarchy Shell + No Arms				
54325-XXXX-NA-TC-HC	No Arms (Tablet Arm & Cup Holder + Hard Caster)	32.4"H x 25.6"W x 25.6"D	34 lbs	\$989.88
54325-XXXX-NA-TC-SC	No Arms (Tablet Arm & Cup Holder + Soft Caster)	32.4"H x 25.6"W x 25.6"D	34 lbs	\$991.20
54325-XXXX-NA-TC-GL	No Arms (Tablet Arm & Cup Holder + Glides)	30.4"H x 25.6"W x 25.6"D	34 lbs	\$909.85
54325-XXXX-NA-TN-HC	No Arms (Tablet Arm + Hard Caster)	32.4"H x 25.6"W x 25.6"D	34 lbs	\$959.66
54325-XXXX-NA-TN-SC	No Arms (Tablet Arm + Soft Caster)	32.4"H x 25.6"W x 25.6"D	34 lbs	\$971.28
54325-XXXX-NA-TN-GL	No Arms (Tablet Arm + Glides)	30.4"H x 25.6"W x 25.6"D	34 lbs	\$924.46
54325-XXXX-NA-PC-HC	No Arms (Porcelain Tablet Arm & Cup Holder + Hard Caster)	32.4"H x 25.6"W x 25.6"D	36 lbs	\$1,083.19
54325-XXXX-NA-PC-SC	No Arms (Porcelain Tablet Arm & Cup Holder + Soft Caster)	32.4"H x 25.6"W x 25.6"D	36 lbs	\$1,095.81
54325-XXXX-NA-PC-GL	No Arms (Porcelain Tablet Arm & Cup Holder + Glides)	30.4"H x 25.6"W x 25.6"D	36 lbs	\$1,014.12
54325-XXXX-NA-PN-HC	No Arms (Porcelain Tablet Arm + Hard Caster)	32.4"H x 25.6"W x 25.6"D	36 lbs	\$1,078.87
54325-XXXX-NA-PN-SC	No Arms (Porcelain Tablet Arm + Soft Caster)	32.4"H x 25.6"W x 25.6"D	36 lbs	\$1,067.58
54325-XXXX-NA-PN-GL	No Arms (Porcelain Tablet Arm + Glides)	30.4"H x 25.6"W x 25.6"D	36 lbs	\$1,025.08
54325-XXXX-NA-NN-HC	No Arms (Hard Caster)	32.4"H x 25.6"W x 25.6"D	34 lbs	\$609.33
54325-XXXX-NA-NN-SC	No Arms (Soft Caster)	32.4"H x 25.6"W x 25.6"D	34 lbs	\$622.29
54325-XXXX-NA-NN-GL	No Arms (Glides)	30.4"H x 25.6"W x 25.6"D	34 lbs	\$651.51
B. Enroll Tablet Chair + Hierarchy Shell + Arms				
54325-XXXX-WA-TC-HC	With Arms (Tablet Arm & Cup Holder + Hard Caster)	33.1"H x 25.6"W x 25.6"D	35 lbs	\$1,038.70
54325-XXXX-WA-TC-SC	With Arms (Tablet Arm & Cup Holder + Soft Caster)	33.1"H x 25.6"W x 25.6"D	35 lbs	\$1,051.64
54325-XXXX-WA-TC-GL	With Arms (Tablet Arm & Cup Holder + Glides)	31.1"H x 25.6"W x 25.6"D	35 lbs	\$1,046.00
54325-XXXX-WA-TN-HC	With Arms (Tablet Arm + Hard Caster)	33.1"H x 25.6"W x 25.6"D	35 lbs	\$995.53
54325-XXXX-WA-TN-SC	With Arms (Tablet Arm + Soft Caster)	33.1"H x 25.6"W x 25.6"D	35 lbs	\$1,008.47
54325-XXXX-WA-TN-GL	With Arms (Tablet Arm + Glides)	31.1"H x 25.6"W x 25.6"D	35 lbs	\$991.87
54325-XXXX-WA-PC-HC	With Arms (Porcelain Tablet Arm & Cup Holder + Hard Caster)	33.1"H x 25.6"W x 25.6"D	37 lbs	\$1,146.61
54325-XXXX-WA-PC-SC	With Arms (Porcelain Tablet Arm & Cup Holder + Soft Caster)	33.1"H x 25.6"W x 25.6"D	37 lbs	\$1,159.57
54325-XXXX-WA-PC-GL	With Arms (Porcelain Tablet Arm & Cup Holder + Glides)	31.1"H x 25.6"W x 25.6"D	37 lbs	\$1,150.59
54325-XXXX-WA-PN-HC	With Arms (Porcelain Tablet Arm + Hard Caster)	33.1"H x 25.6"W x 25.6"D	37 lbs	\$1,104.77
54325-XXXX-WA-PN-SC	With Arms (Porcelain Tablet Arm + Soft Caster)	33.1"H x 25.6"W x 25.6"D	37 lbs	\$1,116.40
54325-XXXX-WA-PN-GL	With Arms (Porcelain Tablet Arm + Glides)	31.1"H x 25.6"W x 25.6"D	37 lbs	\$1,096.48
54325-XXXX-WA-NN-HC	With Arms (Hard Caster)	33.1"H x 25.6"W x 25.6"D	35 lbs	\$671.10
54325-XXXX-WA-NN-SC	With Arms (Soft Caster)	33.1"H x 25.6"W x 25.6"D	35 lbs	\$684.05
54325-XXXX-WA-NN-GL	With Arms (Glides)	31.1"H x 25.6"W x 25.6"D	35 lbs	\$676.41

Hierarchy Height Adjustable Grow Stool®

Adjustable and colorful stool will add fun and function to any environment. Colors coordinate with our line of Hierarchy products.

Wobble action and swiveling seat encourage micro-movement to help bleed off excess energy. Helps promote improved upright posture and increased focus while working. Available in two sizes and nine colors.

Comfortable and ergonomic stool made with durable and lightweight plastic.

SCS Indoor Advantage Gold Certified.

Standard Includes

- Durable lightweight plastic base with non-skid bottom
- Seat swivels 360°
- Height adjustable
- Wobble base

Options

- Short (14" to 18") or tall (17" to 24") available
- Available in a variety of colors (see p. 11 for swatches)
- Available in non-swivel version (longer lead times and MOQ apply)
- Optional seat pad available



Part No.	Description	Dimensions	Ship Wt.	Base MSRP
A. Hierarchy Grow Stool (Swiveling)				
50960-BLACK	Hierarchy Grow Stool (Short) – Black	14" – 18"H x 13"W x 13"D	11 lbs	\$248.58
50960-GREY	Hierarchy Grow Stool (Short) – Cool Gray	14" – 18"H x 13"W x 13"D	11 lbs	\$248.58
50960-RED	Hierarchy Grow Stool (Short) – Red	14" – 18"H x 13"W x 13"D	11 lbs	\$248.58
50960-ORANGE	Hierarchy Grow Stool (Short) – Orange	14" – 18"H x 13"W x 13"D	11 lbs	\$248.58
50960-YELLOW	Hierarchy Grow Stool (Short) – Yellow	14" – 18"H x 13"W x 13"D	11 lbs	\$248.58
50960-GREEN	Hierarchy Grow Stool (Short) – Green	14" – 18"H x 13"W x 13"D	11 lbs	\$248.58
50960-BLUE	Hierarchy Grow Stool (Short) – Blue	14" – 18"H x 13"W x 13"D	11 lbs	\$248.58
50960-NAVY	Hierarchy Grow Stool (Short) – Navy	14" – 18"H x 13"W x 13"D	11 lbs	\$248.58
50960-PURPLE	Hierarchy Grow Stool (Short) – Purple	14" – 18"H x 13"W x 13"D	11 lbs	\$248.58
50970-BLACK	Hierarchy Grow Stool (Tall) – Black	17" – 24"H x 13"W x 13"D	13 lbs	\$248.58
50970-GREY	Hierarchy Grow Stool (Tall) – Cool Gray	17" – 24"H x 13"W x 13"D	13 lbs	\$248.58
50970-RED	Hierarchy Grow Stool (Tall) – Red	17" – 24"H x 13"W x 13"D	13 lbs	\$248.58
50970-ORANGE	Hierarchy Grow Stool (Tall) – Orange	17" – 24"H x 13"W x 13"D	13 lbs	\$248.58
50970-YELLOW	Hierarchy Grow Stool (Tall) – Yellow	17" – 24"H x 13"W x 13"D	13 lbs	\$248.58
50970-GREEN	Hierarchy Grow Stool (Tall) – Green	17" – 24"H x 13"W x 13"D	13 lbs	\$248.58
50970-BLUE	Hierarchy Grow Stool (Tall) – Blue	17" – 24"H x 13"W x 13"D	13 lbs	\$248.58
50970-NAVY	Hierarchy Grow Stool (Tall) – Navy	17" – 24"H x 13"W x 13"D	13 lbs	\$248.58
50970-PURPLE	Hierarchy Grow Stool (Tall) – Purple	17" – 24"H x 13"W x 13"D	13 lbs	\$248.58
B. Hierarchy Grow Stool (Non-Swiveling)				
50960N-BLACK	Hierarchy Grow Stool – (Short / Non-Swiveling) – Black (MOQ 350)	14" – 18"H x 13"W x 13"D	11 lbs	\$314.79
50960N-GREY	Hierarchy Grow Stool – (Short / Non-Swiveling) – Cool Gray (MOQ 350)	14" – 18"H x 13"W x 13"D	11 lbs	\$314.79
50960N-RED	Hierarchy Grow Stool – (Short / Non-Swiveling) – Red (MOQ 350)	14" – 18"H x 13"W x 13"D	11 lbs	\$314.79
50960N-ORANGE	Hierarchy Grow Stool – (Short / Non-Swiveling) – Orange (MOQ 350)	14" – 18"H x 13"W x 13"D	11 lbs	\$314.79
50960N-YELLOW	Hierarchy Grow Stool – (Short / Non-Swiveling) – Yellow (MOQ 350)	14" – 18"H x 13"W x 13"D	11 lbs	\$314.79
50960N-GREEN	Hierarchy Grow Stool – (Short / Non-Swiveling) – Green (MOQ 350)	14" – 18"H x 13"W x 13"D	11 lbs	\$314.79
50960N-BLUE	Hierarchy Grow Stool – (Short / Non-Swiveling) – Blue (MOQ 350)	14" – 18"H x 13"W x 13"D	11 lbs	\$314.79
50960N-NAVY	Hierarchy Grow Stool – (Short / Non-Swiveling) – Navy (MOQ 350)	14" – 18"H x 13"W x 13"D	11 lbs	\$314.79
50960N-PURPLE	Hierarchy Grow Stool – (Short / Non-Swiveling) – Purple (MOQ 350)	14" – 18"H x 13"W x 13"D	11 lbs	\$314.79
50970N-BLACK	Hierarchy Grow Stool – (Tall / Non-Swiveling) – Black (MOQ 350)	17" – 24"H x 13"W x 13"D	13 lbs	\$314.79
50970N-GREY	Hierarchy Grow Stool – (Tall / Non-Swiveling) – Cool Gray (MOQ 350)	17" – 24"H x 13"W x 13"D	13 lbs	\$314.79
50970N-RED	Hierarchy Grow Stool – (Tall / Non-Swiveling) – Red (MOQ 350)	17" – 24"H x 13"W x 13"D	13 lbs	\$314.79
50970N-ORANGE	Hierarchy Grow Stool – (Tall / Non-Swiveling) – Orange (MOQ 350)	17" – 24"H x 13"W x 13"D	13 lbs	\$314.79
50970N-YELLOW	Hierarchy Grow Stool – (Tall / Non-Swiveling) – Yellow (MOQ 350)	17" – 24"H x 13"W x 13"D	13 lbs	\$314.79
50970N-GREEN	Hierarchy Grow Stool – (Tall / Non-Swiveling) – Green (MOQ 350)	17" – 24"H x 13"W x 13"D	13 lbs	\$314.79
50970N-BLUE	Hierarchy Grow Stool – (Tall / Non-Swiveling) – Blue (MOQ 350)	17" – 24"H x 13"W x 13"D	13 lbs	\$314.79
50970N-NAVY	Hierarchy Grow Stool – (Tall / Non-Swiveling) – Navy (MOQ 350)	17" – 24"H x 13"W x 13"D	13 lbs	\$314.79
50970N-PURPLE	Hierarchy Grow Stool – (Tall / Non-Swiveling) – Purple (MOQ 350)	17" – 24"H x 13"W x 13"D	13 lbs	\$314.79
C. Hierarchy Grow Stool Seat Pad				
59073	Hierarchy Grow Stool Seat Pad	2.8"H x 14.5"W x 14.5"D	4 lbs	\$73.33

Hierarchy Flipz Stool

The unique, modern, and ergonomic design of the Hierarchy Flipz Stacking Rocking Stool fits right in today's classroom, allowing kids to be active even while sitting.

Double ended stool can be used on one end as stationary seating and on the other as a rocking stool, offering gentle movement in all directions. Works like an exercise ball to keep a child's body moving, burning off extra energy and providing an outlet for restlessness.

Each end is made with slip resistant rubber to keep the stool stable on any flooring material. Stools stack for easy storage when not in use.

Body is lightweight and easy to move, but durable enough to stand up to every day use.

SCS Indoor Advantage Gold Certified.

Standard Includes

- Durable lightweight plastic with non-skid rubber surfaces
- Wobble base on one end, flat base on the opposite end
- Plastic base includes integrated handle and storage compartment

Options

- Available in a variety of colors (see p. 11 for swatches)

Part No.	Description	Dimensions	Ship Wt.	Base MSRP
A. Hierarchy Flipz Stool				
83464-BLACK	Hierarchy Flipz Stool - Black	17.1"H x 12"W x 12"D	7 lbs	\$274.34
83464-GREY	Hierarchy Flipz Stool - Cool Gray	17.1"H x 12"W x 12"D	7 lbs	\$274.34
83464-RED	Hierarchy Flipz Stool - Red	17.1"H x 12"W x 12"D	7 lbs	\$274.34
83464-ORANGE	Hierarchy Flipz Stool - Orange	17.1"H x 12"W x 12"D	7 lbs	\$274.34
83464-YELLOW	Hierarchy Flipz Stool - Yellow	17.1"H x 12"W x 12"D	7 lbs	\$274.34
83464-GREEN	Hierarchy Flipz Stool - Green	17.1"H x 12"W x 12"D	7 lbs	\$274.34
83464-BLUE	Hierarchy Flipz Stool - Blue	17.1"H x 12"W x 12"D	7 lbs	\$274.34
83464-NAVY	Hierarchy Flipz Stool - Navy	17.1"H x 12"W x 12"D	7 lbs	\$274.34
83464-PURPLE	Hierarchy Flipz Stool - Purple	17.1"H x 12"W x 12"D	7 lbs	\$274.34



Lab Stool

The Lab Stool is an attractive, durable, and practical seating choice, ideal for science classrooms and other learning or group environments.

SCS Indoor Advantage Gold Certified.

Standard Includes

- Solid wood seat (12-1/2" diameter)
- Seat features metal nut inserts
- Adjusts in height from 18-1/4" to 29-1/4" in 1-1/2" increments
- Gray powder-coated steel base with integrated foot rest
- Chrome leg inserts with leveling glides

Part No.	Description	Dimensions	Ship Wt.	Base MSRP
A. Lab Stool				
34419R	Lab Stool – Gray	18.3" – 29.3"H x 16.3"W x 16.3"D	15 lbs	\$313.59



Butterfly Ergonomic Executive Office Chair

Combining an impressive array of ergonomic features with a modern and elegant design, the Butterfly Chair gives you total control over your seating experience at an unbeatable price point.

Engineered to support the body in all-day comfort with an ergonomic fit for a wide spectrum of body types. Stylish and breathable back is contoured to provide optimum and natural lumbar support.

Curved headrest is breathable and pivots to give correct neck support whether upright or reclining.

SCS Indoor Advantage Gold Certified.

Standard Includes

- Split-panel mesh back with angle adjustment
- Tilt-lock in three positions
- Tilt tension control
- Mesh seat measures 20"W x 20"D
- Seat depth adjustment
- Pneumatic seat height adjustment from 18" to 21"
- Adjustable curved mesh head rest (6"H x 13"W), adjusts 2.5"H
- Pivoting and adjustable height arms (3")
- Back features integrated coat or jacket hanger
- 5-star base with dual-wheel casters

Part No.	Description	Dimensions	Ship Wt.	Base MSRP
A. Butterfly Ergonomic Executive Office Chair				
34729	Butterfly Ergonomic Executive Office Chair	48" - 51"H x 28"W x 24"D	66 lbs	\$1,627.05



Ergo Ex Ergonomic Office Chair

The Ergo Ex chair is designed to provide unmatched comfort and unmatched customizability.

SCS Indoor Advantage Gold Certified.

Standard Includes

- Mesh back measures 21"H x 20.5"W
- Adjustable lumbar support panel
- Tilt-lock control
- Tilt tension control
- Padded seat measures 21"W x 18.5"D
- Seat depth adjustment
- Pneumatic seat height adjustment from 17" to 20"
- Padded height adjustable head rest (10"H)
- Pivoting and adjustable height arms
- Back features integrated coat or jacket hanger
- 5-star base with dual-wheel casters

Part No.	Description	Dimensions	Ship Wt.	Base MSRP
A. Ergo Ex Ergonomic Office Chair				
34434	Ergo Ex Ergonomic Office Chair	48" – 51"H x 28"W x 24"D	64 lbs	\$1,177.00



Bell Glides

Add instant stability to your caster seating with bell glides. Sold in sets of 5 to replace some or all casters on a 5-star base stool or chair. Provides extra stability especially on hard surfaces. Fits most standard caster chairs and stools.

SCS Indoor Advantage Gold Certified.

Standard Includes

- 7/8"H stem with 7/16" diameter (11mm x 22mm)
- Plastic base measures 2-1/4"H x 2"W

Part No.	Description	Dimensions	Ship Wt.	Base MSRP
A. Bell Glides				
88010-5	Bell Glides for 5-Star Bases (set of 5)	3.3"H x 2"W x 2"D	1 lb	\$62.46



Economy Shapes Soft Seating

Configurable Economy Gray Shapes Modular Lounge Seating soft seating makes a comfortable statement in any environment.

The innovative design allows users to quickly reconfigure their space to create endless arrangements and pod sizes. Easily form collaborative groups, reception spaces, or public lounging.

The compact form factor of the smaller stool saves floor space while also making it perfect for classroom configurations.

SCS Indoor Advantage Gold Certified.

Standard Includes

- Durable neutral gray fabric upholstery
- Frame constructed utilizing construction grade plywood and hardwood for durability and flexibility
- High density CAL117-2013 compliant foam
- Nylon cushioned glides on bottom base

Options

- Available in two sizes
- Available in singles or sets of 5 stools

Part No.	Description	Dimensions	Ship Wt.	Base MSRP
A. Economy Shapes Soft Seating				
910-001	Economy Gray Shapes Stool – Small	16"H x 19.3"W x 18.5"D	20 lbs	\$530.88
910-5-001	Economy Gray Shapes Stool – Small (set of 5)	16"H x 19.3"W x 18.5"D	100 lbs	\$2,654.41
920-001	Economy Gray Shapes Stool – Large	16"H x 29"W x 27.5"D	31 lbs	\$730.74
920-5-001	Economy Gray Shapes Stool – Large (set of 5)	16"H x 29"W x 27.5"D	155 lbs	\$3,653.72



Economy Soft Seating Stools

Configurable Economy Soft Seating Stools make a comfortable statement in any environment.

Easily form collaborative groups, reception spaces, or public lounging.

The compact form factor of the stool saves floor space while also making it perfect for classroom configurations.

SCS Indoor Advantage Gold Certified.

Standard Includes

- Durable neutral gray fabric upholstery
- Frame constructed utilizing construction grade plywood and hardwood for durability and flexibility
- High density CAL117-2013 compliant foam
- Nylon cushioned glides on bottom base

Options

- Available in two sizes

Part No.	Description	Dimensions	Ship Wt.	Base MSRP
A. Economy Soft Seating Stools				
930-001	Economy Gray Pouf Stool / Ottoman – Small	16.5"H x 12"W x 12"D	17 lbs	\$217.35
960-001	Economy Gray Pouf Stool / Ottoman – Large	16.5"H x 18"W x 18"D	22 lbs	\$317.28



iTeach® Spider Flat Panel Cart

Engage your audience anywhere with either version of the modern black iTeach® Spider Flat Panel Cart, a stylish solution to your flat panel mobility needs.

Available in either an electric or manual height adjustable model. Sleek black finish adds a dramatic and modern touch to any environment.

Overall dimensions of height adjustment will vary depending on the size of your display.

SCS Indoor Advantage Gold Certified.

Standard Includes

- Black powder-coated steel finish
- Supports a display up to 100"/250 lbs including all accessories and cables
- VESA mount size up to 800x600

Options

- Available in manual or electric adjustable models
- Electric version comes with an easy to use wired remote that allows for 18" of smooth height adjustment (from 37" at the bottom to 55" at the top)
- Manual height adjust version features a mounting bracket that can be attached at six different heights. The brackets range from 20-5/8" at the bottom to 67-7/8" at the top. Each set of brackets is 6-1/4" apart.
- Optional sidewing arm for a tablet or laptop available.
- Optional locking storage cabinet available.

Part No.	Description	Dimensions	Ship Wt.	Base MSRP
A. iTeach Spider Flat Panel Cart				
37675	Electric Height Adjustable	75" – 98"H x 58"W x 30.3"D	219 lbs	\$2,679.23
37650	Manual Height Adjustable	74"H x 58"W x 30.3"D	184 lbs	\$1,352.90
B. Optional Accessories				
36614	Locking Storage Cabinet	26.9"H x 17.9"W x 15.1"D	36 lbs	\$489.43
36615	Sidewing Arm + Shelf (1)	89.3" – 130.4"W x 12.6"D	20 lbs	\$196.30



Manual adjust model



Electric model shown with optional accessories

MediaSpace Flat Panel Cart

Sleek and stylish MediaSpace Flat Panel Cart provides safe and easy flat panel mobility while adding modern elegance to any multimedia environment, with durable design, materials, and versatile storage options.

Keep cables under control with wiring channel in main pillar and multiple grommets, keeping the appearance clean and minimalist.

SCS Indoor Advantage Gold Certified.

Standard Includes

- Scratch-resistant white laminate and black powder-coated steel frame
- Supports a display up to 60"/125 lbs on an angle-adjustable bracket
- Removable back panel for cable access
- Body features wire management channel and multiple grommets
- Four casters (locking)

Part No.	Description	Dimensions	Ship Wt.	Base MSRP
A. MediaSpace Flat Panel Cart				
27809	MediaSpace Flat Panel Cart	70"H x 34.1"W x 21.8"D	156 lbs	\$1,571.16



iTeach® Flat Panel Wall Mount

Capture your audience's attention with the iTeach® Flat Panel Wall Mount, providing a modern solution to your flat panel mounting needs. Attach the mount wherever needed on your wall to allow easy accessibility and optimal viewing.

SCS Indoor Advantage Gold Certified.

Standard Includes

- Electric powered height adjustment of 18"
- Wired remote control
- 800x600 VESA mounts
- Holds up to 250 lbs if mounted per instructions
- Platinum powder-coated steel finish

Part No.	Description	Dimensions	Ship Wt.	Base MSRP
A. iTeach Flat Panel Wall Mount				
37745	iTeach Flat Panel Wall Mount	36" – 46"H x 37.5"W x 8"D	55 lbs	\$1,651.36



iTeach® Flat Panel Mount + Whiteboard System

Keep your whiteboard space while adding modern interactive technology to your classroom, training room, or other collaborative spaces.

We've bundled two whiteboards plus an iTeach Flat Panel Wall Mount to provide you full use of the front of the classroom or training space for interactivity without sacrificing your whiteboard space.

All whiteboard materials are magnetic porcelain steel for smooth writing, clean erasing, and excellent color contrast with dry erase markers. Boards available with our quality deluxe aluminum trim, which features a full-length map rail and accessory tray. Or choose the more economical ABC trim, which features aluminum corner caps on the top trim.

The flat panel mount features a sleek black finish, and is powered with an electric motor for 18" of smooth height adjustment with a simple touch of a button on the handy wired remote. The durable flat panel bracket supports 800×600 VESA mounts and a flat panel up to 250 lbs.

SCS Indoor Advantage Gold Certified.

Includes

- See p. 225 for iTeach Wall Mount specifications
- See p. 20 for Porcelain Steel Whiteboard + Deluxe Aluminum Trim specifications
- See p. 26 for Porcelain Steel Whiteboard + ABC Trim specifications

Options

- Boards available with Deluxe Aluminum or ABC Trim
- Boards available in a variety of sizes

Part No.	Description	Ship Wt.	Base MSRP
A. iTeach Flat Panel Mount + Whiteboard System			
74302	iTeach Flat Panel Mount + (2) Porcelain Steel Deluxe Aluminum (4'H x 4'W)	193 lbs	\$2,296.34
74303	iTeach Flat Panel Mount + (2) Porcelain Steel Deluxe Aluminum (4'H x 6'W)	243 lbs	\$2,479.70
74304	iTeach Flat Panel Mount + (2) Porcelain Steel Deluxe Aluminum (4'H x 8'W)	295 lbs	\$2,701.01
74305	iTeach Flat Panel Mount + (2) Porcelain Steel ABC (4'H x 4'W)	165 lbs	\$2,202.12
74306	iTeach Flat Panel Mount + (2) Porcelain Steel ABC (4'H x 6'W)	203 lbs	\$2,419.09
74307	iTeach Flat Panel Mount + (2) Porcelain Steel ABC (4'H x 8'W)	239 lbs	\$2,522.32



Beta Cart

With the Beta Cart you can improve your energy and efficiency by standing or sitting as you work, and switch positions as you choose.

Mobile configuration brings flexibility. Easily moves through small doorways and over thresholds for collaborative meetings. Works equally well as an AV cart or as a compact mobile workstation, ideal for maneuvering in tight quarters.

Center post works as a hub for equipment shelves, monitor mounts, and CPU holder, each independently height adjustable. Cable management clips keep cords under control.

SCS Indoor Advantage Gold Certified.

Includes

- Single monitor mounts holds up to 22"; allows up to 35° of tilt and 25° of pane adjustments
- Angled laptop/keyboard shelf (18.8" x 13.8") with a mouse platform (6.3" x 6.8") that swivels beneath when not in use
- CPU holder with adjustable security straps
- Non-slip EVA pads on all shelves

Part No.	Description	Dimensions	Ship Wt.	Base MSRP
A. Beta Cart				
27614	Beta Cart	67"H x 32"W x 33"D	49 lbs	\$992.32

DISCONTINUED: Available while supplies last!



Low Profile Printer Cart

Save valuable desktop space with the Low Profile Printer Cart.
SCS Indoor Advantage Gold Certified.

Includes

- Dual shelves for printer and supplies
- Top shelf includes security rail
- Powder-coated gray steel frame
- Shelves made with gray laminate
- 2" casters (two locking)

Part No.	Description	Dimensions	Ship Wt.	Base MSRP
A. Low Profile Printer Cart				
27501	Low Profile Printer Cart	14"H x 17"W x 17"D	17 lbs	\$190.80

DISCONTINUED: Available while supplies last!



POP Laptop Cart

The POP Laptop Cart is the ideal compact cart for either a laptop, a keyboard, or for use as a mobile stand.

SCS Indoor Advantage Gold Certified.

Includes

- Laminate top features curved ergonomic shape
- Finished in black laminate
- Adjusts in height from 21-1/4" to 31-1/4"H
- Durable plastic 5-star base with 2" casters

Part No.	Description	Dimensions	Ship Wt.	Base MSRP
A. POP Laptop Cart				
48752	POP Laptop Cart	21.3" – 31.3"H x 25.8"W x 15.8"D	26 lbs	\$330.81



Lap Jr. Laptop Cart

Keep your laptop handy and within reach with the compact Lap Jr. laptop stand. Featuring a low profile leg that can roll under a desk, under a chair, or under a sofa, the stand can be used virtually anywhere.

SCS Indoor Advantage Gold Certified.

Includes

- Laminate top measures 18"W x 14"D
- Adjusts in height from 27" to 42"H
- Adjusts in angle from 45° to -45°
- Black powder-coated steel frame
- Black laminate top

Part No.	Description	Dimensions	Ship Wt.	Base MSRP
A. Lap Jr. Laptop Cart				
89819	Lap Jr. Laptop Cart	27" – 42"H x 18"W x 22"D	16 lbs	\$187.20

DISCONTINUED: Available while supplies last!



Tablet Side Table

Keep your tablet or other mobile computing device in easy reach with the elegant and modern Tablet Side Table. Durable structure and clean lines add style and function to any setting.

SCS Indoor Advantage Gold Certified.

Includes

- Top measures 19.5"W x 13.9"D
- Top and base are solid 1/4" thick plate steel
- Leg tubing is 14-gauge steel
- Adhesive foam padding on the base for non-slip finish
- Black and platinum powder-coated steel finish

Part No.	Description	Dimensions	Ship Wt.	Base MSRP
A. Tablet Side Table				
91124	Tablet Side Table	25.8"H x 19.5"W x 13.9"D	25 lbs	\$368.49



MoorePower™ Tower

Get convenient access to power in your multiuser table groups with the versatile and capable MoorePower™ Tower. Provides instant AC outlet and USB charging access to multiple users in group seating arrangements.

Ideal for providing power to laptops, Chromebooks, tablets, or smart phones. Power capacity is provided through a single 3-prong plug. Users no longer have to search for or share power outlets.

SCS Indoor Advantage Gold Certified. ETL certified to UL 1363.2018 Ed. 5.

Includes

- Four faces each include two AC outlets and two USB outlets (total of eight each)
- Four dual-wheel casters (two locking)
- Durable powder-coated steel frame in platinum
- Cord winder and 13.5' power cable

Part No.	Description	Dimensions	Ship Wt.	Base MSRP
A. MoorePower Tower				
27735	MoorePower Tower	40"H x 17.5"W x 17.5"D	25 lbs	\$723.25



Pop-Up Grommet Outlet & USB Charger

The Pop-Up Grommet Outlet & USB Charger will add instant convenient AC power and USB charging accessibility to your unused grommet.

Keep your laptops, tablets, phones, or other mobile computing devices charged and ready to go at your desk, in your conference room, or anywhere else power access is needed.

Retractable body keeps your workspace uncluttered when not in use.

SCS Indoor Advantage Gold Certified. UL/cUL listed. Tested for UL 962A (furniture power distribution) and UL 1449 (surge protective device).

Includes

- Four AC outlets
- Two USB charging ports
- 10' power cord
- Measures 2.9" diameter
- Requires a 2.4" (60mm) hole for mounting
- Includes overcurrent and voltage surge protection

Part No.	Description	Dimensions	Ship Wt.	Base MSRP
A. Pop-Up Grommet Outlet & USB Charger				
66666	Pop-Up Grommet Outlet & USB Charger	11.6"H x 2.9"W x 2.9"D	2 lbs	\$126.44



Clamp Mount Outlet & USB Charger

The Clamp Mount Outlet & USB Charger adds instant convenient AC power and USB charging accessibility to your desktop.

Keep your laptops, tablets, phones, or other mobile computing devices charged and ready to go at your desk, in your conference room, or anywhere else power access is needed. Handy lip can be used as a tablet stand. Accommodates the Otterbox Defender case with cover.

SCS Indoor Advantage Gold Certified. UL/cUL listed. Tested for UL 962A (furniture power distribution).

Electrical rating: 12A (Derated from 15A due to UL 962A), 125V, 50/60Hz

EMI/RFI Noise Filtration: 150kHz~100MHz up to 37dB reduction

USB Output: 5V/2.1A max total

Includes

- Three AC outlets
- Two USB charging ports
- 10' power cord
- Adjusts to fit a desk top from 3/4" to 2" thick

Part No.	Description	Dimensions	Ship Wt.	Base MSRP
A. Clamp Mount Outlet & USB Charger				
66675	Clamp Mount Outlet & USB Charger	5.3"H x 7.3"W x 3"D	3 lbs	\$109.82



Power Strips + Surge Protection

Surge protected power strips mount easily to the exterior of many products.

SCS Indoor Advantage Gold Certified.

Options

- Basic power strip includes four AC outlets, on/off switch, 25' cord and cord winder
- Deluxe power strip features seven AC outlets, an on/off switch, a 25' cord and cord winder

Part No.	Description	Dimensions	Ship Wt.	Base MSRP
A. Power Strips + Surge Protection				
66450	Basic Power Strip with Surge Protector	4 Outlets / 25' Cord / Cord Winder	4 lbs	\$89.50
66572	Deluxe Power Strip with Surge Protector	7 Outlets / 25' Cord / Cord Winder	4 lbs	\$127.04



Accessory Locking Pencil Drawer

Get lockable storage close at hand with this convenient drawer, ideal for documents, pens, paper clips, notepads, and any other office supplies. Self-contained full-frame drawer mounts directly to bottom of desktop.

SCS Indoor Advantage Gold Certified.

Standard Includes

- Self-contained locking drawer and frame
- Exterior frame 3.5"H x 15.5"W x 12.5"D
- Interior measures 13"W

Part No.	Description	Dimensions	Ship Wt.	Base MSRP
A. Accessory Locking Pencil Drawer				
34443	Accessory Locking Pencil Drawer	3.5"H x 15.5"W x 12.5"D	9 lbs	\$167.31



Ganging Device for Training Tables

Unique and innovative accessory allows you to join your table configurations with ease. Works with virtually any training table.

Durable rubber construction gives flexibility while keeping your tables securely joined together. Easy to attach and remove. Gangers have a center to center distance of 3".

SCS Indoor Advantage Gold Certified.

Standard Includes

- Set of 2 ganging devices and assembly hardware
- Durable rubber construction

Part No.	Description	Dimensions	Ship Wt.	Base MSRP
A. Ganging Device for Training Tables				
66640	Ganging Device for Training Tables (set of 2)	1.6"H x 4.5"W x .3"D	3 lbs	\$31.86



Desktop Privacy Panels

Desktop Privacy Panels define work areas, provide privacy, and help block sound without impairing visibility.

Attach to desk top without using any permanent hardware or damaging surface. Panels attach and detach with ease.

SCS Indoor Advantage Gold Certified.

Standard Includes

- Anodized aluminum trim with channel for accessories
- Attach to any work surface from 3/4" to 1-3/16" thick
- Panels measure 17"H x 1"D

Options

- Available in six widths
- Available in several tackboard and whiteboard combinations
- Custom sizes available
- Custom surfaces available

Part No.	Description	Dimensions	Ship Wt.	Base MSRP
A. Desktop Privacy Panels				
90134	Desktop Privacy Panel – Porcelain Steel	17"H x 21.5"W x 1"D	12 lbs	\$224.28
90137	Desktop Privacy Panel – Porcelain Steel	17"H x 32"W x 1"D	16 lbs	\$282.15
90139	Desktop Privacy Panel – Porcelain Steel	17"H x 41"W x 1"D	19 lbs	\$321.52
90133	Desktop Privacy Panel – Porcelain Steel	17"H x 48"W x 1"D	20 lbs	\$345.15
90142	Desktop Privacy Panel – Porcelain Steel	17"H x 58"W x 1"D	23 lbs	\$423.89
90146	Desktop Privacy Panel – Porcelain Steel	17"H x 66"W x 1"D	27 lbs	\$492.12
90136	Desktop Privacy Panel – Pebbles Vinyl	17"H x 21.5"W x 1"D	12 lbs	\$187.41
90138	Desktop Privacy Panel – Pebbles Vinyl	17"H x 32"W x 1"D	12 lbs	\$195.65
90140	Desktop Privacy Panel – Pebbles Vinyl	17"H x 41"W x 1"D	15 lbs	\$210.56
90135	Desktop Privacy Panel – Pebbles Vinyl	17"H x 48"W x 1"D	20 lbs	\$255.28
90143	Desktop Privacy Panel – Pebbles Vinyl	17"H x 58"W x 1"D	19 lbs	\$317.56
90147	Desktop Privacy Panel – Pebbles Vinyl	17"H x 66"W x 1"D	23 lbs	\$343.76
90144	Desktop Privacy Panel – Pebbles Vinyl / Porcelain Steel	17"H x 58"W x 1"D	21 lbs	\$356.79
90148	Desktop Privacy Panel – Pebbles Vinyl / Porcelain Steel	17"H x 66"W x 1"D	25 lbs	\$396.33



Clarity Acrylic Desktop Dividers

Keep your students, staff, and customers safer and more protected from the spread of germs with a Clarity Acrylic Desktop Divider.

Available in three different configurations to suit your desktop needs: edge clamp for mounting on the edge of the desktop, center clamp to divide a desktop for more than one user, or freestanding to mount wherever needed on the desktop. Use more than one to protect on all sides.

Ideal for use in classrooms, offices, or any customer-facing applications.

Powder-coated aluminum mounts feature a rubber pad to protect surfaces. Freestanding models include double tape mounting option. Mix and match sizes to fit your desks and tables.

SCS Indoor Advantage Gold Certified.


Standard Includes

- 24"H acrylic panel
- Powder-coated platinum clamps or freestanding mounts
- Rubber pad on mounts protect surfaces
- Freestanding includes double table mounting option
- Fit desk top up to 1-3/5" thick

Options

- Three mounting configurations available
- Multiple widths available

Part No.	Description	Dimensions	Ship Wt.	Base MSRP
A. Clarity Acrylic Desktop Dividers - Edge Clamp				
45258	Clarity Acrylic Desktop Divider (23 in.) - Edge Clamp	24"H x 23"W	8 lbs	\$192.89
45259	Clarity Acrylic Desktop Divider (29 in.) - Edge Clamp	24"H x 29"W	7 lbs	\$210.21
45260	Clarity Acrylic Desktop Divider (60 in.) - Edge Clamp	24"H x 60"W	18 lbs	\$306.08
45261	Clarity Acrylic Desktop Divider (72 in.) - Edge Clamp	24"H x 72"W	20 lbs	\$367.29
B. Clarity Acrylic Desktop Dividers - Center Clamp				
45262	Clarity Acrylic Desktop Divider (23 in.) - Center Clamp	24"H x 23"W	8 lbs	\$190.58
45263	Clarity Acrylic Desktop Divider (29 in.) - Center Clamp	24"H x 29"W	7 lbs	\$207.90
45264	Clarity Acrylic Desktop Divider (60 in.) - Center Clamp	24"H x 60"W	18 lbs	\$299.15
45265	Clarity Acrylic Desktop Divider (72 in.) - Center Clamp	24"H x 72"W	20 lbs	\$360.36
C. Clarity Acrylic Desktop Dividers - Freestanding				
45266	Clarity Acrylic Desktop Divider (23 in.) - Freestanding	24"H x 23"W	7 lbs	\$184.80
45267	Clarity Acrylic Desktop Divider (29 in.) - Freestanding	24"H x 29"W	6 lbs	\$202.13
45268	Clarity Acrylic Desktop Divider (60 in.) - Freestanding	24"H x 60"W	17 lbs	\$293.37
45269	Clarity Acrylic Desktop Divider (72 in.) - Freestanding	24"H x 72"W	19 lbs	\$353.43



Plastic Storage Tubs

Plastic storage tubs fit a variety of easels and carts, or work as individual storage containers.

SCS Indoor Advantage Gold Certified.

Standard Includes

- Made of virtually indestructible and recyclable plastic
- Tubs measure 4.3"H x 10.3"W x 13.8"D

Options

- Available in clear, red, or blue plastic
- Available in sets of multiple tubs

Part No.	Description	Dimensions	Ship Wt.	Base MSRP
A. Plastic Storage Tubs				
TUBS-2	Set of 2 Tubs (1 Red / 1 Blue)	4.3"H x 10.3"W x 13.8"D	4 lbs	\$58.64
TUBS-2-CLR	Set of 2 Tubs (Clear)	4.3"H x 10.3"W x 13.8"D	4 lbs	\$58.64
TUBS-4	Set of 4 Tubs (2 Red / 2 Blue)	4.3"H x 10.3"W x 13.8"D	5 lbs	\$111.89
TUBS-4-CLR	Set of 4 Tubs (Clear)	4.3"H x 10.3"W x 13.8"D	5 lbs	\$111.89
TUBS-6	Set of 6 Tubs (3 Red / 3 Blue)	4.3"H x 10.3"W x 13.8"D	7 lbs	\$165.15
TUBS-6-CLR	Set of 6 Tubs (Clear)	4.3"H x 10.3"W x 13.8"D	7 lbs	\$165.15
TUBS-9	Set of 9 Tubs (Assorted red and blue)	4.3"H x 10.3"W x 13.8"D	10 lbs	\$250.40



Dot Carts

Keep your Dots and seat pads tidy with a handy mobile storage cart. Easily store Dots and seat pads to create more space throughout the room with our new Dot Carts, available in four variations to suit your needs.

Single and double sizes available for 15" and 18" Dots. The single holds up to five Dots, while the double holds up to ten. Dot Carts are designed also to store seat pads. Single holds up to nine 3" seat pads, while the double holds up to 18.

Each Dot Cart comes in sophisticated Gray Elm with matching edgeband.

SCS Indoor Advantage Gold Certified.

Standard Includes

- Gray Elm laminate finish and edgeband
- 3" dual-wheel casters (two locking)

Options

- Available in single or double width models
- Available to hold 15" or 18" Dots or seat pads

Part No.	Description	Dimensions	Ship Wt.	Base MSRP
A. Dot Carts				
20702	Dot Cart Single (15 in.)	31.8"H x 17"W x 17"D	41 lbs	\$490.78
20703	Dot Cart Double (15 in.)	31.8"H x 33"W x 17"D	61 lbs	\$667.63
20704	Dot Cart Single (18 in.)	31.8"H x 20"W x 20"D	46 lbs	\$536.64
20705	Dot Cart Double (18 in.)	31.8"H x 39"W x 20"D	70 lbs	\$723.36



Elate LED Desk Lamp

Brighten your workspaces with a clean and energy-efficient Elate LED Desk Lamp.

Attractive and minimalist Elate LED Desk Lamp features an adjustable single arm body available in three finishes (black, platinum, or white) to coordinate with any environment.

With a modern and efficient LED, you can illuminate your desk top without creating hot spots with a light source that lasts up to 50 times longer than an incandescent bulb, and up to 10 times longer than a CFL bulb.

Base includes power cord, as well as a handy USB-A charging port so you can keep your devices at your fingertips.

SCS Indoor Advantage Gold Certified.

Standard Includes

- 5000K LED light
- Touch-and-hold built-in dimmer with two settings and six hour shut-off
- Smooth adjust arm with a reach of 16"
- Adjustable shade
- Base includes 6' power cord
- Base includes USB-A charging port
- Both light and power source are UTL-listed

Options

- Available in black, platinum, or white finish

Part No.	Description	Dimensions	Ship Wt.	Base MSRP
A. Elate LED Desk Lamp				
59407-BK	Elate LED Desk Lamp (Black)	15.5" – 18.7"H x 6.4"W x 6.4"D	4 lbs	\$400.00
59407-PL	Elate LED Desk Lamp (Platinum)	15.5" – 18.7"H x 6.4"W x 6.4"D	4 lbs	\$400.00
59407-WH	Elate LED Desk Lamp (White)	15.5" – 18.7"H x 6.4"W x 6.4"D	4 lbs	\$400.00





Section IV: Contract Furniture

MooreCo Seed 4-Leg Chair

The Seed collection embodies an elegant silhouette that combines slanted curves with angular accents.

The seating surface is as simple as it is sustainable. Pleasant to the touch it is also fully recyclable. The back of the shell has a stylish, geometrical pattern reminiscent of a seed.

Multiple color options and frame designs, allow a room to adopt a distinguished and formal vibe or a vibrant and lively mood.

Using only polypropylene and avoiding other materials such as fiberglass, the shell is incredibly soft to touch, yet resistant to intense use.

SCS Indoor Advantage Gold Certified.

Standard Includes

- Stackable frame
- Powder-coated finish
- Glides (.PL)

Required to Specify

Shell color (see p. 12 for swatches):

- Black (.6BK)
- Graphite (.6GR)
- Red (.6RD)
- Light Blue (.6LB)
- Lime Green (.6LM)
- Midnight Blue (.6MB)

Frame color (see p. 12 for swatches): Platinum frames are in stock and ship within 10 days. All others are project-based by quantity and have extended lead times.

- Platinum (.7PL)
- Black (.7BK)
- Charcoal (.7CM)

Options

- 18" educational leg (.E4L) or commercial leg (.C4L)
- Custom shell colors available (MOQ applies)
- Shell available with upholstered seat pad through our graded-in program (see p. 487 for details)

Part No.	Description	Dimensions	Base MSRP
A. Seed 4-Leg Chair			
SG.SD.E4L.16.6XX.7XX.PL	Seed 4-Leg Chair (16") - Educational	29.5"H x 20.5"W x 21.5"D	\$273.80
SG.SD.E4L.18.6XX.7XX.PL	Seed 4-Leg Chair (18") - Educational	31.5"H x 20.5"W x 21.5"D	\$282.24
SG.SD.C4L.18.6XX.7XX.PL	Seed 4-Leg Chair (18") - Commercial	31.5"H x 19.5"W x 21"D	\$262.46



Educational leg shown

MooreCo Seed 4-Leg Caster Chair

The Seed collection embodies an elegant silhouette that combines slanted curves with angular accents.

The seating surface is as simple as it is sustainable. Pleasant to the touch it is also fully recyclable. The back of the shell has a stylish, geometrical pattern reminiscent of a seed.

Multiple color options and frame designs, allow a room to adopt a distinguished and formal vibe or a vibrant and lively mood.

Using only polypropylene and avoiding other materials such as fiberglass, the shell is incredibly soft to touch, yet resistant to intense use.

SCS Indoor Advantage Gold Certified.

Standard Includes

- Powder-coated finish
- Available with hard casters (.HC) or soft casters (.SC)

Required to Specify

Shell color (see p. 12 for swatches):

- Black (.6BK)
- Graphite (.6GR)
- Red (.6RD)
- Light Blue (.6LB)
- Lime Green (.6LM)
- Midnight Blue (.6MB)

Frame color (see p. 12 for swatches): Platinum frames are in stock and ship within 10 days. All others are project-based by quantity and have extended lead times.

- Platinum (.7PL)
- Black (.7BK)
- Charcoal (.7CM)

Options

- Custom shell colors available (MOQ applies)
- Shell available with upholstered seat pad through our graded-in program (see p. 487 for details)

Part No.	Description	Dimensions	Base MSRP
A. Seed 4-Leg Caster Chair			
SG.SD.W.16.6XX.7XX.HC	Seed 4-Leg Caster Chair (16") / Hard Casters	30"H x 19.9"W x 21.5"D	CALL
SG.SD.W.18.6XX.7XX.HC	Seed 4-Leg Caster Chair (18") / Hard Casters	32"H x 19.9"W x 21.5"D	CALL
SG.SD.W.16.6XX.7XX.SC	Seed 4-Leg Caster Chair (16") / Soft Casters	30"H x 19.9"W x 21.5"D	CALL
SG.SD.W.18.6XX.7XX.SC	Seed 4-Leg Caster Chair (18") / Soft Casters	32"H x 19.9"W x 21.5"D	CALL



MooreCo Seed Cantilever Chair

The Seed collection embodies an elegant silhouette that combines slanted curves with angular accents.

The seating surface is as simple as it is sustainable. Pleasant to the touch it is also fully recyclable. The back of the shell has a stylish, geometrical pattern reminiscent of a seed.

Multiple color options and frame designs, allow a room to adopt a distinguished and formal vibe or a vibrant and lively mood.

Using only polypropylene and avoiding other materials such as fiberglass, the shell is incredibly soft to touch, yet resistant to intense use.

SCS Indoor Advantage Gold Certified.

Standard Includes

- One-piece C-frame design
- Powder-coated finish
- Nylon slide caps (.PL)

Required to Specify

Shell color (see p. 12 for swatches):

- Black (.6BK)
- Graphite (.6GR)
- Red (.6RD)
- Light Blue (.6LB)
- Lime Green (.6LM)
- Midnight Blue (.6MB)

Frame color (see p. 12 for swatches): Platinum frames are in stock and ship within 10 days. All others are project-based by quantity and have extended lead times.

- Platinum (.7PL)
- Black (.7BK)
- Charcoal (.7CM)

Options

- Custom shell colors available (MOQ applies)
- Shell available with upholstered seat pad through our graded-in program (see p. 487 for details)

Part No.	Description	Dimensions	Base MSRP
A. Seed Cantilever Chair			
SG.SD.C.16.6XX.7XX.PL	Seed Cantilever Chair (16")	29.5"H x 19.3"W x 19.3"D	\$268.22
SG.SD.C.18.6XX.7XX.PL	Seed Cantilever Chair (18")	31.5"H x 19.3"W x 19.3"D	\$274.09



MooreCo Seed 5-Star Chair

The Seed collection embodies an elegant silhouette that combines slanted curves with angular accents.

The seating surface is as simple as it is sustainable. Pleasant to the touch it is also fully recyclable. The back of the shell has a stylish, geometrical pattern reminiscent of a seed.

Multiple color options and frame designs, allow a room to adopt a distinguished and formal vibe or a vibrant and lively mood.

Using only polypropylene and avoiding other materials such as fiberglass, the shell is incredibly soft to touch, yet resistant to intense use.

SCS Indoor Advantage Gold Certified.

Standard Includes

- Composite plastic (.5P) or metallic base finish (.5A)
- Swivel mechanism
- Available with hard casters (.HC), soft casters (.SC), or glides (.GL)

Required to Specify

Shell color (see p. 12 for swatches):

- Black (.6BK)
- Graphite (.6GR)
- Red (.6RD)
- Light Blue (.6LB)
- Lime Green (.6LM)
- Midnight Blue (.6MB)

Frame color (see p. 12 for swatches): Platinum frames are in stock and ship within 10 days. All others are project-based by quantity and have extended lead times.

- Platinum (.7PL)
- Black (.7BK)
- Charcoal (.7CM)

Options

- Custom shell colors available (MOQ applies)
- Shell available with upholstered seat pad through our graded-in program (see p. 487 for details)

Part No.	Description	Dimensions	Base MSRP
A. Seed 5-Star Chair			
SG.SD.5P.SE.6XX.XX	Seed 5-Star Chair (16" – 21") / Plastic Base	29.5" – 34.5"H x 23"W x 23"D	\$415.02
SG.SD.5A.SE.6XX.XX	Seed 5-Star Chair (16" – 21") / Metal Base	29.5" – 34.5"H x 23"W x 23"D	\$478.17



MooreCo Seed Rocker Chair

The Seed collection embodies an elegant silhouette that combines slanted curves with angular accents.

The seating surface is as simple as it is sustainable. Pleasant to the touch it is also fully recyclable. The back of the shell has a stylish, geometrical pattern reminiscent of a seed.

Multiple color options and frame designs, allow a room to adopt a distinguished and formal vibe or a vibrant and lively mood.

Using only polypropylene and avoiding other materials such as fiberglass, the shell is incredibly soft to touch, yet resistant to intense use.

SCS Indoor Advantage Gold Certified.

Standard Includes

- Stackable frame
- Powder-coated finish
- Clear plastic snap-on glides (.PL)

Required to Specify

Shell color (see p. 12 for swatches):

- Black (.6BK)
- Graphite (.6GR)
- Red (.6RD)
- Light Blue (.6LB)
- Lime Green (.6LM)
- Midnight Blue (.6MB)

Frame color (see p. 12 for swatches): Platinum frames are in stock and ship within 10 days. All others are project-based by quantity and have extended lead times.

- Platinum (.7PL)
- Black (.7BK)
- Charcoal (.7CM)

Options

- Custom shell colors available (MOQ applies)
- Shell available with upholstered seat pad through our graded-in program (see p. 487 for details)

Part No.	Description	Dimensions	Base MSRP
A. Seed Rocker Chair			
SG.SD.R.16.6XX.7XX.PL	Seed Rocker Chair (16")	28.5"H x 23.5"W x 23.5"D	\$268.22
SG.SD.R.18.6XX.7XX.PL	Seed Rocker Chair (18")	30.5"H x 23.5"W x 23.5"D	\$274.09



MooreCo Seed Cantilever Stool

The Seed collection embodies an elegant silhouette that combines slanted curves with angular accents.

The seating surface is as simple as it is sustainable. Pleasant to the touch it is also fully recyclable. The back of the shell has a stylish, geometrical pattern reminiscent of a seed.

Multiple color options and frame designs, allow a room to adopt a distinguished and formal vibe or a vibrant and lively mood.

Using only polypropylene and avoiding other materials such as fiberglass, the shell is incredibly soft to touch, yet resistant to intense use.

SCS Indoor Advantage Gold Certified.

Standard Includes

- One-piece C-frame design
- Powder-coated finish
- Nylon slide caps (.PL)

Required to Specify

Shell color (see p. 12 for swatches):

- Black (.6BK)
- Graphite (.6GR)
- Red (.6RD)
- Light Blue (.6LB)
- Lime Green (.6LM)
- Midnight Blue (.6MB)

Frame color (see p. 12 for swatches): Platinum frames are in stock and ship within 10 days. All others are project-based by quantity and have extended lead times.

- Platinum (.7PL)
- Black (.7BK)
- Charcoal (.7CM)

Options

- Custom shell colors available (MOQ applies)
- Shell available with upholstered seat pad through our graded-in program (see p. 487 for details)

Part No.	Description	Dimensions	Base MSRP
A. Seed Cantilever Stool			
SG.SD.S.24.6XX.7XX.PL	Seed Cantilever Stool (24")	39.5"H x 18.8"W x 21.6"D	\$517.10
SG.SD.S.29.6XX.7XX.PL	Seed Cantilever Stool (29")	44.5"H x 18.8"W x 22.5"D	\$543.77



MooreCo Seed 5-Star Stool

The Seed collection embodies an elegant silhouette that combines slanted curves with angular accents.

The seating surface is as simple as it is sustainable. Pleasant to the touch it is also fully recyclable. The back of the shell has a stylish, geometrical pattern reminiscent of a seed.

Multiple color options and frame designs, allow a room to adopt a distinguished and formal vibe or a vibrant and lively mood.

Using only polypropylene and avoiding other materials such as fiberglass, the shell is incredibly soft to touch, yet resistant to intense use.

SCS Indoor Advantage Gold Certified.

Standard Includes

- Composite plastic (.5P) or metallic base finish (.5A)
- Swivel mechanism
- Available with hard casters (.HC), soft casters (.SC), or glides (.GL)

Required to Specify

Shell color (see p. 12 for swatches):

- Black (.6BK)
- Graphite (.6GR)
- Red (.6RD)
- Light Blue (.6LB)
- Lime Green (.6LM)
- Midnight Blue (.6MB)

Frame color (see p. 12 for swatches): Platinum frames are in stock and ship within 10 days. All others are project-based by quantity and have extended lead times.

- Platinum (.7PL)
- Black (.7BK)
- Charcoal (.7CM)

Options

- Custom shell colors available (MOQ applies)
- Shell available with upholstered seat pad through our graded-in program (see p. 487 for details)

Part No.	Description	Dimensions	Base MSRP
A. Seed 5-Star Stool			
SG.SD.5P.ST.6XX.XX	Seed 5-Star Stool (22.5" – 32.5") / Plastic Base	36" – 46"H x 23"W x 23"D	\$502.51
SG.SD.5A.ST.6XX.XX	Seed 5-Star Stool (22.5" – 32.5") / Metal Base	36" – 46"H x 23"W x 23"D	\$595.42



Enroll® Tablet Chair + Seed Shell

The Seed collection embodies an elegant silhouette that combines slanted curves with angular accents.

The seating surface is as simple as it is sustainable. Pleasant to the touch it is also fully recyclable. The back of the shell has a stylish, geometrical pattern reminiscent of a seed.

Multiple color options and frame designs, allow a room to adopt a distinguished and formal vibe or a vibrant and lively mood.

Using only polypropylene and avoiding other materials such as fiberglass, the shell is incredibly soft to touch, yet resistant to intense use.

SCS Indoor Advantage Gold Certified.

Standard Includes

- Plastic frame with 2" casters and storage compartment

Required to Specify

Shell color (see p. 12 for swatches):

- Black (.6BK)
- Graphite (.6GR)
- Red (.6RD)
- Light Blue (.6LB)
- Lime Green (.6LM)
- Midnight Blue (.6MB)

Options

Foot:

- Hard caster (.HC)
- Soft caster (.SC)
- Glide (.GL)

Arm:

- Tablet arm + cup holder (.TC)
 - Tablet arm (.TN)
 - Porcelain steel tablet arm + cup holder (.PC)
 - Porcelain steel tablet arm (.PN)
 - No tablet arm (.NN)
- Custom shell colors (MOQ applies)
 - Shell available with upholstered seat pad through our graded-in program (see p. 487 for details)

Part No.	Description	Dimensions	Base MSRP
A. Enroll Tablet Chair + Seed Shell			
SG.SD.TB.18.TC.6XX.HC	Seed Enroll Chair (18") / Tablet Arm / Cup Holder / Hard Casters	33.1"H x 25.6"W x 25.6"D	\$1,066.52
SG.SD.TB.18.TC.6XX.SC	Seed Enroll Chair (18") / Tablet Arm / Cup Holder / Soft Casters	33.1"H x 25.6"W x 25.6"D	\$1,078.62
SG.SD.TB.18.TC.6XX.GL	Seed Enroll Chair (18") / Tablet Arm / Cup Holder / Glides	31.1"H x 25.6"W x 25.6"D	\$1,060.47
SG.SD.TB.18.TN.6XX.HC	Seed Enroll Chair (18") / Tablet Arm / Hard Casters	33.1"H x 25.6"W x 25.6"D	\$1,036.43
SG.SD.TB.18.TN.6XX.SC	Seed Enroll Chair (18") / Tablet Arm / Soft Casters	33.1"H x 25.6"W x 25.6"D	\$1,048.53
SG.SD.TB.18.TN.6XX.GL	Seed Enroll Chair (18") / Tablet Arm / Glides	31.1"H x 25.6"W x 25.6"D	\$1,030.38
SG.SD.TB.18.PC.6XX.HC	Seed Enroll Chair (18") / Porcelain Tablet Arm / Cup Holder / Hard Casters	33.1"H x 25.6"W x 25.6"D	\$1,211.72
SG.SD.TB.18.PC.6XX.SC	Seed Enroll Chair (18") / Porcelain Tablet Arm / Cup Holder / Soft Casters	33.1"H x 25.6"W x 25.6"D	\$1,223.82
SG.SD.TB.18.PC.6XX.GL	Seed Enroll Chair (18") / Porcelain Tablet Arm / Cup Holder / Glides	31.1"H x 25.6"W x 25.6"D	\$1,205.67
SG.SD.TB.18.PN.6XX.HC	Seed Enroll Chair (18") / Porcelain Tablet Arm / Hard Casters	33.1"H x 25.6"W x 25.6"D	\$1,181.22
SG.SD.TB.18.PN.6XX.SC	Seed Enroll Chair (18") / Porcelain Tablet Arm / Soft Casters	33.1"H x 25.6"W x 25.6"D	\$1,193.32
SG.SD.TB.18.PN.6XX.GL	Seed Enroll Chair (18") / Porcelain Tablet Arm / Glides	31.1"H x 25.6"W x 25.6"D	\$1,175.17
SG.SD.TB.18.NN.6XX.HC	Seed Enroll Chair (18") / Hard Casters	33.1"H x 25.6"W x 25.6"D	\$1,014.18
SG.SD.TB.18.NN.6XX.SC	Seed Enroll Chair (18") / Soft Casters	33.1"H x 25.6"W x 25.6"D	\$1,026.28
SG.SD.TB.18.NN.6XX.GL	Seed Enroll Chair (18") / Glides	31.1"H x 25.6"W x 25.6"D	\$1,008.13



MooreCo Privacy Pod

Privacy Pods feature a built-in work surface and side table to provide ample space for a laptop and storage for a bag, backpack, or other belongings.

Optional integrated electrical outlets keep your devices powered, charged, and ready to go.

Curved wall shape is designed to reduce noise, providing a quiet workspace. Short and tall privacy wall options available.

Available in a variety of fabric combinations through our graded-in program.

Designed to allow multiple pods to be arranged in many configurations, fitting any space or nook.

SCS Indoor Advantage Gold Certified.

Standard Includes

- Ships set up
- Wood combination construction of plywood and hardwood
- Upholstered seating and pod wall
- Built-in laminate work surface and side table

Required to Specify

Finishes:

- Upholstered (.UPP) wall finish
- Laminate selections (XXXX) (see pp. 7–10 for swatches)
- Edgeband selection (XX) (see p. 11 for swatches)
- COM or graded-in fabric selection (-FABRICNAME)

Power:

- Integrated electrical outlets (.P), or no power (.NP)

Orientation:

- Left-hand (.L) or right-hand (.R)

Part No.	Description	Dimensions	Base MSRP
A. Privacy Pod - Tall			
SG.SPP.UPP.533962.NP.R-COM	Privacy Pod (Upholstered) – Tall (COM) (Right)	62"H x 53"W x 39"D	\$3,906.24
SG.SPP.UPP.533962.NP.L-COM	Privacy Pod (Upholstered) – Tall (COM) (Left)	62"H x 53"W x 39"D	\$3,906.24
SG.SPP.UPP.533962.PR-COM	Privacy Pod (Upholstered) – Tall + Power (COM) (Right)	62"H x 53"W x 39"D	\$4,293.69
SG.SPP.UPP.533962.PL-COM	Privacy Pod (Upholstered) – Tall + Power (COM) (Left)	62"H x 53"W x 39"D	\$4,293.69
B. Privacy Pod - Short			
SG.SPP.UPP.533948.NP.R-COM	Privacy Pod (Upholstered) – Short (COM) (Right)	48"H x 53"W x 39"D	\$3,815.10
SG.SPP.UPP.533948.NP.L-COM	Privacy Pod (Upholstered) – Short (COM) (Left)	48"H x 53"W x 39"D	\$3,815.10
SG.SPP.UPP.533948.PR-COM	Privacy Pod (Upholstered) – Short + Power (COM) (Right)	48"H x 53"W x 39"D	\$4,211.64
SG.SPP.UPP.533948.PL-COM	Privacy Pod (Upholstered) – Short + Power (COM) (Left)	48"H x 53"W x 39"D	\$4,211.64



Tall pod shown

MooreCo Double Privacy Pod

Double Privacy Pods feature a built-in work surface and side table to provide ample space for a laptop and storage for a bag, backpack, or other belongings.

Two seats provide space for one-on-one meetings, conversations, and collaboration with no distractions.

Optional integrated electrical outlets keep your devices powered, charged, and ready to go.

Curved wall shape is designed to reduce noise, providing a quiet workspace. Short and tall privacy wall options available.

Available in a variety of fabric combinations through our graded-in program.

Designed to allow multiple pods to be arranged in many configurations, fitting any space or nook.

SCS Indoor Advantage Gold Certified.

Standard Includes

- Ships set up
- Wood combination construction of plywood and hardwood
- Upholstered seating and pod wall
- Built-in laminate work surface and side table

Required to Specify

Finishes:

- Upholstered (.UPP) wall finish
- Laminate selections (-XXXX) (see pp. 7-10 for swatches)
- Edgeband selection (-XX) (see p. 11 for swatches)
- COM or graded-in fabric selection (-FABRICNAME)

Power:

- Integrated electrical outlets (.P), or no power (.NP)

Part No.	Description	Dimensions	Base MSRP
A. Double Privacy Pod - Tall			
SG.DPP.UPP.793662.NP-XXXX-XX-XXX-COM	Double Privacy Pod (Upholstered) – Tall (COM)	62"H x 79"W x 36"D	\$6,932.96
SG.DPP.UPP.793662.P-XXXX-XX-XXX-COM	Double Privacy Pod (Upholstered) – Tall + Power (COM)	62"H x 79"W x 36"D	\$7,620.43
B. Double Privacy Pod - Short			
SG.DPP.UPP.793648.NP-XXXX-XX-XXX-COM	Double Privacy Pod (Upholstered) – Short (COM)	48"H x 79"W x 36"D	\$6,771.71
SG.DPP.UPP.793648.P-XXXX-XX-XXX-COM	Double Privacy Pod (Upholstered) – Short + Power (COM)	48"H x 79"W x 36"D	\$7,474.82



Short pod shown

MooreCo Cocoon

Curved design created an inviting and welcoming space, inspired by the new world of learning. A perfect solution for flexible socializing, meeting, and relaxing.

An ideal choice for in-between spaces, with ample seating capacity and configurability.

Low or high surface provides generous work space.

Stadium seating capacity increases line-of-sight, allowing optimum viewing ability for everyone.

Fully upholstered soft seating bench available with backrest for extra comfort.

Can be specified in multiple configurations.

Offered in customizable laminate and fabric options. Use our graded-in program or call about COM.

SCS Indoor Advantage Gold Certified.

Standard Includes

- Post laminate construction
- 1-1/4" laminate

Configuration 1:

- Fully upholstered bench with back
- Wood legs on bench
- 41"H surface
- Qty 2 – BM.CO.TB.883641
- Qty 2 – BM.CO.B.602930

Configuration 2:

- Fully upholstered bench with no back
- Wood legs on bench
- Center wedge table
- 30"H surface
- Qty 2 – BM.CO.TB.883630
- Qty 2 – BM.CO.B.512818.NB
- Qty 1 – CO.ST.2119131

Configuration 3:


- Fully upholstered bench with no back
- Wood legs on bench
- 41"H surface
- Qty 2 – BM.CO.TB.883641
- Qty 2 – BM.CO.B.602918.NB

Required to Specify

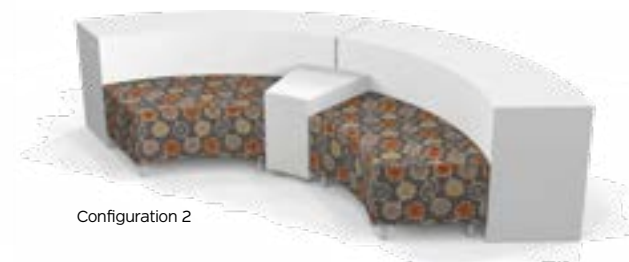
Finishes:

- Laminate selections (-XXXX) (see pp. 7-10 for swatches)
- COM or graded-in fabric selection (-FABRICNAME)

Part No.	Description	Dimensions	Base MSRP
A. Cocoon Configurations			
SG.CO.1527041-XXXX-COM	Cocoon Configuration 1 (COM)	41"H x 152"W x 70"D	CALL
SG.CO.1527030.NB.ST-XXXX-COM	Cocoon Configuration 2 (COM)	30"H x 152"W x 70"D	CALL
SG.CO.1527041.NB-XXXX-COM	Cocoon Configuration 3 (COM)	41"H x 152"W x 70"D	CALL
B. Cocoon Individual Pieces			
BM.CO.TB.883641-XXXX	Cocoon High Surface	41"H x 88"W x 36"D	\$6,079.35
BM.CO.TB.883630-XXXX	Cocoon Low Surface	30"H x 88"W x 36"D	\$6,079.35
BM.CO.B.602930-XXXX	Cocoon Bench + Back Rest	30"H x 60"W x 29"D	\$5,103.60
BM.CO.B.602918.NB-XXXX	Cocoon Bench	18"H x 60"W x 29"D	\$3,435.11
BM.CO.B.512818-XXXX	Cocoon Small Bench + Back Rest	30"H x 51"W x 28"D	\$4,200.66
BM.CO.B.512818.NB-XXXX	Cocoon Small Bench	18"H x 51"W x 28"D	\$3,009.82
BM.CO.ST.211913-XXXX	Cocoon Divider	22"H x 24.5"W x 20"D	\$2,434.28



Configuration 1



Configuration 2



Configuration 3

MooreCo Cocoon Media Space

Cozy and insular, a cocoon is a space where powerful change takes place.

The Cocoon Media Space is an upscale solution combining technology and functionality, with versatile and independent seating, ideal for situations that require thinking outside the box.

For students and collaborative learners, the Cocoon Media Space provides the closeness that allows for group thinking, as well as the expansiveness required for big ideas.

Hybrid learning and integrative educational experiences can take place at the Cocoon Media Space, easily configurable into any library, study hall, or open office area.

The seating is versatile and independent, with laminate available in countless finishes. The back panel has been designed to support up to a 55" flat panel. Grommet holes are included for cable management.

All seating fabric COM or through our graded-in program (call for pricing).

SCS Indoor Advantage Gold Certified.

Standard Includes


- Post laminate construction
- 1-1/4" laminate
- Fully upholstered benches with back
- Wood legs on bench
- 41"H surface

Required to Specify

Finishes:

- Laminate selections (-XXXX) (see pp. 7-10 for swatches)
- COM or graded-in fabric selection (-FABRICNAME)

Part No.	Description	Dimensions	Base MSRP
A. Cocoon Media Space			
BM.CO.WL.540462	Cocoon Media Space Wall	62"H x 54"W x 4"D	\$3,995.70
BM.CO.TB.1125429	Cocoon Media Space Table + Power (112")	29"H x 112"W x 54"D	\$2,649.94
BM.CO.TB.1125429.NP	Cocoon Media Space Table (112")	29"H x 112"W x 54"D	\$2,283.53
BM.CO.TB.725429	Cocoon Media Space Table + Base and Power (72")	29"H x 72"W x 54"D	\$2,394.78
BM.CO.TB.725429.NP	Cocoon Media Space Table + Base (72")	29"H x 72"W x 54"D	\$2,024.43
BM.CO.TB.491441	Cocoon Media Space - Straight (High Surface)	41"H x 49"W x 14"D	\$2,860.77
BM.CO.TB.711441	Cocoon Media Space - Curved (High Surface)	41"H x 71"W x 14"D	\$3,770.40
BM.CO.WL.COW	Cocoon Media Space Wall Mount Brackets (customer own wall)		\$431.85
BM.CO.B.492630-COM	Cocoon Media Space Straight Bench + Back (COM)	30"H x 49"W x 26"D	\$1,922.09
BM.CO.B.492618.NB-COM	Cocoon Media Space Straight Bench (COM)	18"H x 49"W x 26"D	\$1,509.67
BM.CO.B.552630-COM	Cocoon Media Space Curved Bench + Back (COM)	30"H x 55"W x 26"D	\$2,583.83
BM.CO.B.552618.NB-COM	Cocoon Media Space Curved Bench (COM)	18"H x 55"W x 26"D	\$2,154.16
66587	Flat Panel Mounting Bracket	21.3"H x 34.9"W x 6"D	\$447.71



MooreCo Cocoon Community Table (29"H)

Nurture open communication and collaboration.

Conversation flows naturally when users are seated in close proximity to each other and ensures everyone is included during group activities.

The 84"W and 96"W tables come standard with a laminate modesty panel.

Upgrade your table with a 12" modesty panel, casters, or a central power unit with wire management for technological integration.

SCS Indoor Advantage Gold Certified.

Standard Includes

- Legs and top constructed of interlocking pieces of 3/4" and 1/2" particle board
- Top surface and legs are 2-1/2" thick all around
- Post formed laminate covers all exposed surfaces
- Height adjustable floor glides

Options:

- 2-piece modesty panel constructed of 1" particle board with laminate on both sides and matching edgeband
- Built-in outlet for face-up power in the center of table top surface

Required to Specify

Finishes:

- Laminate selections (-XXXX) (see pp. 7-10 for swatches)

Part No.	Description	Dimensions	Base MSRP
A. Cocoon Community Table (29"H)			
BM.CO.TB.603029-XXXX	Cocoon Community Table (29"H)	29"H x 60"W x 30"D	\$3,291.17
BM.CO.TB.723029-XXXX	Cocoon Community Table (29"H)	29"H x 72"W x 30"D	\$3,312.39
BM.CO.TB.843029-XXXX	Cocoon Community Table (29"H)	29"H x 84"W x 30"D	\$3,210.36
BM.CO.TB.963029-XXXX	Cocoon Community Table (29"H)	29"H x 96"W x 30"D	\$3,500.20
BM.CO.TB.603629-XXXX	Cocoon Community Table (29"H)	29"H x 60"W x 36"D	\$3,312.39
BM.CO.TB.723629-XXXX	Cocoon Community Table (29"H)	29"H x 72"W x 36"D	\$3,333.68
BM.CO.TB.843629-XXXX	Cocoon Community Table (29"H)	29"H x 84"W x 36"D	\$3,431.58
BM.CO.TB.963629-XXXX	Cocoon Community Table (29"H)	29"H x 96"W x 36"D	\$3,521.43
BM.CO.TB.604229-XXXX	Cocoon Community Table (29"H)	29"H x 60"W x 42"D	\$3,764.23
BM.CO.TB.724229-XXXX	Cocoon Community Table (29"H)	29"H x 72"W x 42"D	\$3,785.52
BM.CO.TB.844229-XXXX	Cocoon Community Table (29"H)	29"H x 84"W x 42"D	\$3,806.76
BM.CO.TB.964229-XXXX	Cocoon Community Table (29"H)	29"H x 96"W x 42"D	\$3,785.52
BM.CO.TB.604829-XXXX	Cocoon Community Table (29"H)	29"H x 60"W x 48"D	\$3,864.41
BM.CO.TB.724829-XXXX	Cocoon Community Table (29"H)	29"H x 72"W x 48"D	\$3,885.64
BM.CO.TB.844829-XXXX	Cocoon Community Table (29"H)	29"H x 84"W x 48"D	\$3,906.94
BM.CO.TB.964829-XXXX	Cocoon Community Table (29"H)	29"H x 96"W x 48"D	\$3,885.64



Shown with modesty panel

MooreCo Cocoon Community Table (36"H)

Nurture open communication and collaboration.

Conversation flows naturally when users are seated in close proximity to each other and ensures everyone is included during group activities.

The 84"W and 96"W tables come standard with a laminate modesty panel.

Upgrade your table with a 12" modesty panel, casters, or a central power unit with wire management for technological integration.

SCS Indoor Advantage Gold Certified.

Standard Includes

- Legs and top constructed of interlocking pieces of 3/4" and 1/2" particle board
- Top surface and legs are 2-1/2" thick all around
- Post formed laminate covers all exposed surfaces
- Height adjustable floor glides

Options:

- 2-piece modesty panel constructed of 1" particle board with laminate on both sides and matching edgeband
- Built-in outlet for face-up power in the center of table top surface

Required to Specify

Finishes:

- Laminate selections (-XXXX) (see pp. 7-10 for swatches)

Part No.	Description	Dimensions	Base MSRP
A. Cocoon Community Table (36"H)			
BM.CO.TB.603036-XXXX	Cocoon Community Table (36"H)	36"H x 60"W x 30"D	\$3,521.43
BM.CO.TB.723036-XXXX	Cocoon Community Table (36"H)	36"H x 72"W x 30"D	\$3,542.73
BM.CO.TB.843036-XXXX	Cocoon Community Table (36"H)	36"H x 84"W x 30"D	\$4,459.29
BM.CO.TB.963036-XXXX	Cocoon Community Table (36"H)	36"H x 96"W x 30"D	\$4,480.52
BM.CO.TB.603636-XXXX	Cocoon Community Table (36"H)	36"H x 60"W x 36"D	\$3,542.73
BM.CO.TB.723636-XXXX	Cocoon Community Table (36"H)	36"H x 72"W x 36"D	\$3,563.95
BM.CO.TB.843636-XXXX	Cocoon Community Table (36"H)	36"H x 84"W x 36"D	\$4,480.52
BM.CO.TB.963636-XXXX	Cocoon Community Table (36"H)	36"H x 96"W x 36"D	\$4,501.81
BM.CO.TB.604236-XXXX	Cocoon Community Table (36"H)	36"H x 60"W x 42"D	\$3,806.76
BM.CO.TB.724236-XXXX	Cocoon Community Table (36"H)	36"H x 72"W x 42"D	\$3,827.99
BM.CO.TB.844236-XXXX	Cocoon Community Table (36"H)	36"H x 84"W x 42"D	\$4,589.05
BM.CO.TB.964236-XXXX	Cocoon Community Table (36"H)	36"H x 96"W x 42"D	\$4,610.29
BM.CO.TB.604836-XXXX	Cocoon Community Table (36"H)	36"H x 60"W x 48"D	\$3,906.94
BM.CO.TB.724836-XXXX	Cocoon Community Table (36"H)	36"H x 72"W x 48"D	\$3,928.16
BM.CO.TB.844836-XXXX	Cocoon Community Table (36"H)	36"H x 84"W x 48"D	\$4,689.22
BM.CO.TB.964836-XXXX	Cocoon Community Table (36"H)	36"H x 96"W x 48"D	\$4,710.44



Shown with modesty panel

MooreCo Cocoon Community Table (42"H)

Nurture open communication and collaboration.

Conversation flows naturally when users are seated in close proximity to each other and ensures everyone is included during group activities.

The 84"W and 96"W tables come standard with a laminate modesty panel.

Upgrade your table with a 12" modesty panel, casters, or a central power unit with wire management for technological integration.

SCS Indoor Advantage Gold Certified.

Standard Includes

- Legs and top constructed of interlocking pieces of 3/4" and 1/2" particle board
- Top surface and legs are 2-1/2" thick all around
- Post formed laminate covers all exposed surfaces
- Height adjustable floor glides

Options:

- 2-piece modesty panel constructed of 1" particle board with laminate on both sides and matching edgeband
- Built-in outlet for face-up power in the center of table top surface

Required to Specify

Finishes:

- Laminate selections (-XXXX) (see pp. 7-10 for swatches)

Part No.	Description	Dimensions	Base MSRP
A. Cocoon Community Table (42"H)			
BM.CO.TB.603042-XXXX	Cocoon Community Table (42"H)	42"H x 60"W x 30"D	\$4,501.81
BM.CO.TB.723042-XXXX	Cocoon Community Table (42"H)	42"H x 72"W x 30"D	\$4,501.75
BM.CO.TB.843042-XXXX	Cocoon Community Table (42"H)	42"H x 84"W x 30"D	\$4,523.05
BM.CO.TB.963042-XXXX	Cocoon Community Table (42"H)	42"H x 96"W x 30"D	\$4,544.27
BM.CO.TB.603642-XXXX	Cocoon Community Table (42"H)	42"H x 60"W x 36"D	\$4,523.05
BM.CO.TB.723642-XXXX	Cocoon Community Table (42"H)	42"H x 72"W x 36"D	\$4,523.05
BM.CO.TB.843642-XXXX	Cocoon Community Table (42"H)	42"H x 84"W x 36"D	\$4,544.27
BM.CO.TB.963642-XXXX	Cocoon Community Table (42"H)	42"H x 96"W x 36"D	\$4,565.50
BM.CO.TB.604242-XXXX	Cocoon Community Table (42"H)	42"H x 60"W x 42"D	\$4,631.51
BM.CO.TB.724242-XXXX	Cocoon Community Table (42"H)	42"H x 72"W x 42"D	\$4,631.51
BM.CO.TB.844242-XXXX	Cocoon Community Table (42"H)	42"H x 84"W x 42"D	\$4,652.74
BM.CO.TB.964242-XXXX	Cocoon Community Table (42"H)	42"H x 96"W x 42"D	\$4,674.02
BM.CO.TB.604842-XXXX	Cocoon Community Table (42"H)	42"H x 60"W x 48"D	\$4,731.68
BM.CO.TB.724842-XXXX	Cocoon Community Table (42"H)	42"H x 72"W x 48"D	\$4,731.68
BM.CO.TB.844842-XXXX	Cocoon Community Table (42"H)	42"H x 84"W x 48"D	\$4,752.91
BM.CO.TB.964842-XXXX	Cocoon Community Table (42"H)	42"H x 96"W x 48"D	\$4,773.86



Shown with modesty panel

MooreCo Cocoon Community Table Modesty Panel

Upgrade your Community Table with a 12" modesty panel.

SCS Indoor Advantage Gold Certified.

Standard Includes

- 2-piece modesty panel constructed of 1" particle board with laminate on both sides and matching edgeband

Required to Specify

Finishes:

- Laminate selections (-XXXX) (see pp. 7-10 for swatches)

Part No.	Description	Dimensions	Base MSRP
A. Cocoon Community Table Modesty Panel			
BM.CO.MP.6012-XXXX	Cocoon Community Table Modesty Panel (60"W)	12"H x 60"W	\$739.83
BM.CO.MP.7212-XXXX	Cocoon Community Table Modesty Panel (72"W)	12"H x 72"W	\$761.06

MooreCo Cocoon Community Table Bench

Ideal for use with the 29"H Cocoon Community Table. Includes upholstered seat pad.

SCS Indoor Advantage Gold Certified.

Standard Includes


- Legs and top constructed of interlocking pieces of 3/4" and 1/2" particle board
- Top surface and legs are 2-1/2" thick all around
- Post formed laminate covers all exposed surfaces
- Bench comes standard with upholstered seat pad
- Height adjustable floor glides

Required to Specify

Finishes:

- Laminate selections (-XXXX) (see pp. 7-10 for swatches)
- COM or graded-in fabric selection (-FABRICNAME)

Part No.	Description	Dimensions	Base MSRP
A. Cocoon Community Table Bench			
BM.CO.B.531718-XXXX-COM	Cocoon Community Table Bench - 53" (COM)	18"H x 53"W x 17"D	\$4,271.29
BM.CO.B.651718-XXXX-COM	Cocoon Community Table Bench - 65" (COM)	18"H x 65"W x 17"D	\$3,354.84
BM.CO.B.771718-XXXX-COM	Cocoon Community Table Bench - 77" (COM)	18"H x 77"W x 17"D	\$5,741.87
BM.CO.B.891718-XXXX-COM	Cocoon Community Table Bench - 89" (COM)	18"H x 89"W x 17"D	\$4,787.04



MooreCo Frequency Table (C-Leg)

Our Frequency tables are flexible, functional, and customizable.

Rectangle works surface with fixed height legs (29"H). Standard with glides or casters. Frame available in platinum, charcoal metallic, or black finish. Available in a variety of laminate and edgeband options.

SCS Indoor Advantage Gold Certified.

Standard Includes

- 1-1/8" HPL top
- Rectangular work surface (.R)
- 29" fixed height
- Casters (.FRC) or glides (.FRG)
- C-Leg base (.C)

Required to Specify

Finishes:

- Laminate selections (XXXX) (see pp. 7–10 for swatches)
- Edgeband selections (XX) (see p. 11 for swatches)

Frame:

- Black (.7BK)
- Charcoal Metallic (.7CM)
- Platinum (.7PL)

Part No.	Description	Dimensions	Base MSRP
A. Frequency Table (C-Leg) - Glides			
TB.FRG.C.R.3624.7XX-XXXX-XX	Frequency Table (C-Leg) 3624 / Glides	29"H x 36"W x 24"D	CALL
TB.FRG.C.R.4824.7XX-XXXX-XX	Frequency Table (C-Leg) 4824 / Glides	29"H x 48"W x 24"D	CALL
TB.FRG.C.R.5424.7XX-XXXX-XX	Frequency Table (C-Leg) 5424 / Glides	29"H x 54"W x 24"D	CALL
TB.FRG.C.R.5430.7XX-XXXX-XX	Frequency Table (C-Leg) 5430 / Glides	29"H x 54"W x 30"D	CALL
TB.FRG.C.R.6024.7XX-XXXX-XX	Frequency Table (C-Leg) 6024 / Glides	29"H x 60"W x 24"D	CALL
TB.FRG.C.R.6030.7XX-XXXX-XX	Frequency Table (C-Leg) 6030 / Glides	29"H x 60"W x 30"D	CALL
TB.FRG.C.R.7224.7XX-XXXX-XX	Frequency Table (C-Leg) 7224 / Glides	29"H x 72"W x 24"D	CALL
TB.FRG.C.R.7230.7XX-XXXX-XX	Frequency Table (C-Leg) 7230 / Glides	29"H x 72"W x 30"D	CALL
B. Frequency Table (C-Leg) - Casters			
TB.FRC.C.R.3624.7XX-XXXX-XX	Frequency Table (C-Leg) 3624 / Casters	29"H x 36"W x 24"D	CALL
TB.FRC.C.R.4824.7XX-XXXX-XX	Frequency Table (C-Leg) 4824 / Casters	29"H x 48"W x 24"D	CALL
TB.FRC.C.R.5424.7XX-XXXX-XX	Frequency Table (C-Leg) 5424 / Casters	29"H x 54"W x 24"D	CALL
TB.FRC.C.R.5430.7XX-XXXX-XX	Frequency Table (C-Leg) 5430 / Casters	29"H x 54"W x 30"D	CALL
TB.FRC.C.R.6024.7XX-XXXX-XX	Frequency Table (C-Leg) 6024 / Casters	29"H x 60"W x 24"D	CALL
TB.FRC.C.R.6030.7XX-XXXX-XX	Frequency Table (C-Leg) 6030 / Casters	29"H x 60"W x 30"D	CALL
TB.FRC.C.R.7224.7XX-XXXX-XX	Frequency Table (C-Leg) 7224 / Casters	29"H x 72"W x 24"D	CALL
TB.FRC.C.R.7230.7XX-XXXX-XX	Frequency Table (C-Leg) 7230 / Casters	29"H x 72"W x 30"D	CALL



MooreCo Frequency Table (Flip Top T-Leg)

Our Frequency tables are flexible, functional, and customizable.

Rectangle works surface with fixed height legs (29"H). Standard with casters. Frame available in platinum, charcoal metallic, or black finish. Available in a variety of laminate and edgeband options.

SCS Indoor Advantage Gold Certified.

Standard Includes

- 1-1/8" HPL top
- Rectangular work surface (.R)
- 29" fixed height
- Casters (.FRC)
- Flip top T-Leg base (.FT)

Required to Specify

Finishes:

- Laminate selections (-XXXX) (see pp. 7–10 for swatches)
- Edgeband selections (-XX) (see p. 11 for swatches)

Frame:

- Black (.7BK)
- Charcoal Metallic (.7CM)
- Platinum (.7PL)

Options

- Standard grommets (add \$15 to list price) (-G)

Part No.	Description	Dimensions	Base MSRP
A. Frequency Table (Flip Top T-Leg)			
TB.FRC.FT.R.3624.7XX-XXXX-XX	Frequency Table (Flip Top T-Leg) 3624 / Casters	29"H x 36"W x 24"D	CALL
TB.FRC.FT.R.4824.7XX-XXXX-XX	Frequency Table (Flip Top T-Leg) 4824 / Casters	29"H x 48"W x 24"D	CALL
TB.FRC.FT.R.5424.7XX-XXXX-XX	Frequency Table (Flip Top T-Leg) 5424 / Casters	29"H x 54"W x 24"D	CALL
TB.FRC.FT.R.5430.7XX-XXXX-XX	Frequency Table (Flip Top T-Leg) 5430 / Casters	29"H x 54"W x 30"D	CALL
TB.FRC.FT.R.6024.7XX-XXXX-XX	Frequency Table (Flip Top T-Leg) 6024 / Casters	29"H x 60"W x 24"D	CALL
TB.FRC.FT.R.6030.7XX-XXXX-XX	Frequency Table (Flip Top T-Leg) 6030 / Casters	29"H x 60"W x 30"D	CALL
TB.FRC.FT.R.7224.7XX-XXXX-XX	Frequency Table (Flip Top T-Leg) 7224 / Casters	29"H x 72"W x 24"D	CALL
TB.FRC.FT.R.7230.7XX-XXXX-XX	Frequency Table (Flip Top T-Leg) 7230 / Casters	29"H x 72"W x 30"D	CALL



MooreCo Frequency Table (X-Base)

Our Frequency tables are flexible, functional, and customizable.

Rectangle works surface with fixed height legs (29"H). Standard with casters. Frame available in platinum, charcoal metallic, or black finish. Available in a variety of laminate and edgeband options.

SCS Indoor Advantage Gold Certified.

Standard Includes

- 1-1/8" HPL top
- Rectangular work surface (.R)
- Round work surface (.RD)
- Fixed height: 29", 36", or 42"
- Height adjustable: 26" – 35" (.A)
- Spring clip adjustable
- Casters (.FRC) or glides (.FRG)

Required to Specify

Finishes:

- Laminate selections (XXXX) (see pp. 7–10 for swatches)
- Edgeband selections (XX) (see p. 11 for swatches)

Frame:

- Black (.7BK)
- Charcoal Metallic (.7CM)
- Platinum (.7PL)

Part No.	Description	Dimensions	Base MSRP
A. Frequency Table (X-Base) - Glides			
TB.FRG.X.R.2828.29.7XX-XXXX-XX	Frequency Table (X-Base) 2828 Square / Glides – 29"H	29"H x 28"W x 28"D	CALL
TB.FRG.X.R.3636.29.7XX-XXXX-XX	Frequency Table (X-Base) 3636 Square / Glides – 29"H	29"H x 36"W x 36"D	CALL
TB.FRG.X.R.4242.29.7XX-XXXX-XX	Frequency Table (X-Base) 4242 Square / Glides – 29"H	29"H x 42"W x 42"D	CALL
TB.FRG.X.R.3636.36.7XX-XXXX-XX	Frequency Table (X-Base) 3636 Square / Glides – 36"H	36"H x 36"W x 36"D	CALL
TB.FRG.X.R.3636.42.7XX-XXXX-XX	Frequency Table (X-Base) 3636 Square / Glides – 42"H	42"H x 36"W x 36"D	CALL
TB.FRG.X.RD.2828.29.7XX-XXXX-XX	Frequency Table (X-Base) 2828 Round / Glides – 29"H	29"H x 28"W x 28"D	CALL
TB.FRG.X.RD.3636.29.7XX-XXXX-XX	Frequency Table (X-Base) 3636 Round / Glides – 29"H	29"H x 36"W x 36"D	CALL
TB.FRG.X.RD.4242.29.7XX-XXXX-XX	Frequency Table (X-Base) 4242 Round / Glides – 29"H	29"H x 42"W x 42"D	CALL
TB.FRG.X.RD.3636.36.7XX-XXXX-XX	Frequency Table (X-Base) 3636 Round / Glides – 36"H	36"H x 36"W x 36"D	CALL
TB.FRG.X.RD.3636.42.7XX-XXXX-XX	Frequency Table (X-Base) 3636 Round / Glides – 42"H	42"H x 36"W x 36"D	CALL
B. Frequency Table (X-Base) - Casters			
TB.FRC.X.R.2828.29.7XX-XXXX-XX	Frequency Table (X-Base) 2828 Square / Casters – 29"H	29"H x 28"W x 28"D	CALL
TB.FRC.X.R.3636.29.7XX-XXXX-XX	Frequency Table (X-Base) 3636 Square / Casters – 29"H	29"H x 36"W x 36"D	CALL
TB.FRC.X.R.4242.29.7XX-XXXX-XX	Frequency Table (X-Base) 4242 Square / Casters – 29"H	29"H x 42"W x 42"D	CALL
TB.FRC.X.R.3636.36.7XX-XXXX-XX	Frequency Table (X-Base) 3636 Square / Casters – 36"H	36"H x 36"W x 36"D	CALL
TB.FRC.X.R.3636.42.7XX-XXXX-XX	Frequency Table (X-Base) 3636 Square / Casters – 42"H	42"H x 36"W x 36"D	CALL
TB.FRC.X.RD.2828.29.7XX-XXXX-XX	Frequency Table (X-Base) 2828 Round / Casters – 29"H	29"H x 28"W x 28"D	CALL
TB.FRC.X.RD.3636.29.7XX-XXXX-XX	Frequency Table (X-Base) 3636 Round / Casters – 29"H	29"H x 36"W x 36"D	CALL
TB.FRC.X.RD.4242.29.7XX-XXXX-XX	Frequency Table (X-Base) 4242 Round / Casters – 29"H	29"H x 42"W x 42"D	CALL
TB.FRC.X.RD.3636.36.7XX-XXXX-XX	Frequency Table (X-Base) 3636 Round / Casters – 36"H	36"H x 36"W x 36"D	CALL
TB.FRC.X.RD.3636.42.7XX-XXXX-XX	Frequency Table (X-Base) 3636 Round / Casters – 42"H	42"H x 36"W x 36"D	CALL



MooreCo Frequency Table (Adjustable X-Base)

Our Frequency tables are flexible, functional, and customizable.

Rectangle works surface with fixed height legs (29"H). Standard with casters. Frame available in platinum, charcoal metallic, or black finish. Available in a variety of laminate and edgeband options.

SCS Indoor Advantage Gold Certified.

Standard Includes

- 1-1/8" HPL top
- Rectangular work surface (.R)
- Round work surface (.RD)
- Fixed height: 29", 36", or 42"
- Height adjustable: 26" – 35" (.A)
- Spring clip adjustable
- Casters (.FRC) or glides (.FRG)

Required to Specify

Finishes:

- Laminate selections (XXXX) (see pp. 7–10 for swatches)
- Edgeband selections (XX) (see p. 11 for swatches)

Frame:

- Black (.7BK)
- Charcoal Metallic (.7CM)
- Platinum (.7PL)

Part No.	Description	Dimensions	Base MSRP
A. Frequency Table (Adjustable X-Base)			
TB.FRC.X.R.2828.A.7XX-XXXX-XX	Frequency Table (Adjustable X-Base) 2828 Square / Casters	26" – 35"H x 28"W x 28"D	CALL
TB.FRC.X.R.3636.A.7XX-XXXX-XX	Frequency Table (Adjustable X-Base) 3636 Square / Casters	26" – 35"H x 36"W x 36"D	CALL
TB.FRC.X.R.4242.A.7XX-XXXX-XX	Frequency Table (Adjustable X-Base) 4242 Square / Casters	26" – 35"H x 42"W x 42"D	CALL
TB.FRC.X.RD.2828.A.7XX-XXXX-XX	Frequency Table (Adjustable X-Base) 2828 Round / Casters	26" – 35"H x 28"W x 28"D	CALL
TB.FRC.X.RD.3636.A.7XX-XXXX-XX	Frequency Table (Adjustable X-Base) 3636 Round / Casters	26" – 35"H x 36"W x 36"D	CALL
TB.FRC.X.RD.4242.A.7XX-XXXX-XX	Frequency Table (Adjustable X-Base) 4242 Round / Casters	26" – 35"H x 42"W x 42"D	CALL



MooreCo Trios Table (Adjustable T-Leg)

The Trios Table combines versatility with modern design to create the perfect multi-use table.

Choose from nearly limitless combinations of frame options, table tops, and accessories to best suit your environment.

Trios Tables are available with optional grommets and modesty panel.

Platinum frame standard. Black and charcoal may have extended lead times.

SCS Indoor Advantage Gold Certified.

Standard Includes

- 1-1/8" HPL top
- Rectangular work surface (.R)
- Nylon glides (.TRG) or casters (.TRC)
- Straight T-leg (.ST)
- Height adjustable: 26" - 35" (.A)

Required to Specify

Finishes:

- Laminate selections (-XXXX) (see pp. 7-10 for swatches)
- Edgeband selections (-XX) (see p. 11 for swatches)

Frame:

- Black (.7BK)
- Charcoal Metallic (.7CM)
- Platinum (.7PL)

Options

- Standard grommets (add \$15 to list price) (-G)
- Corrugated steel modesty panel
- Wire management J-trough

Part No.	Description	Dimensions	Base MSRP
A. Trios Table (Adjustable T-Leg) - Glides			
TB.TRG.ST.3624.A.7XX-XXXX-XX	Trios Table (Adjustable T-Leg) 3624 Rectangle / Glides	26" - 35"H x 36"W x 24"D	CALL
TB.TRG.ST.4824.A.7XX-XXXX-XX	Trios Table (Adjustable T-Leg) 4824 Rectangle / Glides	26" - 35"H x 48"W x 24"D	CALL
TB.TRG.ST.6024.A.7XX-XXXX-XX	Trios Table (Adjustable T-Leg) 6024 Rectangle / Glides	26" - 35"H x 60"W x 24"D	CALL
TB.TRG.ST.6030.A.7XX-XXXX-XX	Trios Table (Adjustable T-Leg) 6030 Rectangle / Glides	26" - 35"H x 60"W x 30"D	CALL
TB.TRG.ST.6036.A.7XX-XXXX-XX	Trios Table (Adjustable T-Leg) 6036 Rectangle / Glides	26" - 35"H x 60"W x 36"D	CALL
TB.TRG.ST.7224.A.7XX-XXXX-XX	Trios Table (Adjustable T-Leg) 7224 Rectangle / Glides	26" - 35"H x 72"W x 24"D	CALL
TB.TRG.ST.7230.A.7XX-XXXX-XX	Trios Table (Adjustable T-Leg) 7230 Rectangle / Glides	26" - 35"H x 72"W x 30"D	CALL
TB.TRG.ST.7236.A.7XX-XXXX-XX	Trios Table (Adjustable T-Leg) 7236 Rectangle / Glides	26" - 35"H x 72"W x 36"D	CALL
B. Trios Table (Adjustable T-Leg) - Casters			
TB.TRC.ST.3624.A.7XX-XXXX-XX	Trios Table (Adjustable T-Leg) 3624 Rectangle / Casters	26" - 35"H x 36"W x 24"D	CALL
TB.TRC.ST.4824.A.7XX-XXXX-XX	Trios Table (Adjustable T-Leg) 4824 Rectangle / Casters	26" - 35"H x 48"W x 24"D	CALL
TB.TRC.ST.6024.A.7XX-XXXX-XX	Trios Table (Adjustable T-Leg) 6024 Rectangle / Casters	26" - 35"H x 60"W x 24"D	CALL
TB.TRC.ST.6030.A.7XX-XXXX-XX	Trios Table (Adjustable T-Leg) 6030 Rectangle / Casters	26" - 35"H x 60"W x 30"D	CALL
TB.TRC.ST.6036.A.7XX-XXXX-XX	Trios Table (Adjustable T-Leg) 6036 Rectangle / Casters	26" - 35"H x 60"W x 36"D	CALL
TB.TRC.ST.7224.A.7XX-XXXX-XX	Trios Table (Adjustable T-Leg) 7224 Rectangle / Casters	26" - 35"H x 72"W x 24"D	CALL
TB.TRC.ST.7230.A.7XX-XXXX-XX	Trios Table (Adjustable T-Leg) 7230 Rectangle / Casters	26" - 35"H x 72"W x 30"D	CALL
TB.TRC.ST.7236.A.7XX-XXXX-XX	Trios Table (Adjustable T-Leg) 7236 Rectangle / Casters	26" - 35"H x 72"W x 36"D	CALL



MooreCo Trios Table (Flip Top T-Leg)

The Trios Table combines versatility with modern design to create the perfect multi-use table.

Choose from nearly limitless combinations of frame options, table tops, and accessories to best suit your environment.

Trios Tables are available with optional grommets and modesty panel.

Platinum frame standard. Black and charcoal may have extended lead times.

SCS Indoor Advantage Gold Certified.

Standard Includes

- 1-1/8" HPL top
- Rectangular work surface (.R)
- Nylon glides (.TRG) or casters (.TRC)
- Flip top straight T-leg (.FTST)
- Fixed height: 29.5" (.F)

Required to Specify

Finishes:

- Laminate selections (-XXXX) (see pp. 7-10 for swatches)
- Edgeband selections (-XX) (see p. 11 for swatches)

Frame:

- Black (.7BK)
- Charcoal Metallic (.7CM)
- Platinum (.7PL)

Options

- Standard grommets (add \$15 to list price) (-G)
- Corrugated steel modesty panel
- Wire management J-trough

Part No.	Description	Dimensions	Base MSRP
A. Trios Table (Flip Top T-Leg) - Glides			
TB.TRG.FTST.6024.F.7XX-XXXX-XX	Trios Table (Flip Top T-Leg) 6024 Rectangle / Glides	29.5"H x 60"W x 24"D	CALL
TB.TRG.FTST.6030.F.7XX-XXXX-XX	Trios Table (Flip Top T-Leg) 6030 Rectangle / Glides	29.5"H x 60"W x 30"D	CALL
TB.TRG.FTST.6036.F.7XX-XXXX-XX	Trios Table (Flip Top T-Leg) 6036 Rectangle / Glides	29.5"H x 60"W x 36"D	CALL
TB.TRG.FTST.7224.F.7XX-XXXX-XX	Trios Table (Flip Top T-Leg) 7224 Rectangle / Glides	29.5"H x 72"W x 24"D	CALL
TB.TRG.FTST.7230.F.7XX-XXXX-XX	Trios Table (Flip Top T-Leg) 7230 Rectangle / Glides	29.5"H x 72"W x 30"D	CALL
TB.TRG.FTST.7236.F.7XX-XXXX-XX	Trios Table (Flip Top T-Leg) 7236 Rectangle / Glides	29.5"H x 72"W x 36"D	CALL
B. Trios Table (Flip Top T-Leg) - Casters			
TB.TRC.FTST.6024.F.7XX-XXXX-XX	Trios Table (Flip Top T-Leg) 6024 Rectangle / Casters	29.5"H x 60"W x 24"D	CALL
TB.TRC.FTST.6030.F.7XX-XXXX-XX	Trios Table (Flip Top T-Leg) 6030 Rectangle / Casters	29.5"H x 60"W x 30"D	CALL
TB.TRC.FTST.6036.F.7XX-XXXX-XX	Trios Table (Flip Top T-Leg) 6036 Rectangle / Casters	29.5"H x 60"W x 36"D	CALL
TB.TRC.FTST.7224.F.7XX-XXXX-XX	Trios Table (Flip Top T-Leg) 7224 Rectangle / Casters	29.5"H x 72"W x 24"D	CALL
TB.TRC.FTST.7230.F.7XX-XXXX-XX	Trios Table (Flip Top T-Leg) 7230 Rectangle / Casters	29.5"H x 72"W x 30"D	CALL
TB.TRC.FTST.7236.F.7XX-XXXX-XX	Trios Table (Flip Top T-Leg) 7236 Rectangle / Casters	29.5"H x 72"W x 36"D	CALL



MooreCo Trios Table (Adjustable C-Leg)

The Trios Table combines versatility with modern design to create the perfect multi-use table.

Choose from nearly limitless combinations of frame options, table tops, and accessories to best suit your environment.

Trios Tables are available with optional grommets and modesty panel.

Platinum frame standard. Black and charcoal may have extended lead times.

SCS Indoor Advantage Gold Certified.

Standard Includes

- 1-1/8" HPL top
- Rectangular work surface (.R)
- Nylon glides (.TRG)
- Straight C-Leg (.SC)
- Height adjustable: 26" - 35" (.A)

Required to Specify

Finishes:

- Laminate selections (-XXXX) (see pp. 7-10 for swatches)
- Edgeband selections (-XX) (see p. 11 for swatches)

Frame:

- Black (.7BK)
- Charcoal Metallic (.7CM)
- Platinum (.7PL)

Options

- Standard grommets (add \$15 to list price) (-G)
- Corrugated steel modesty panel
- Wire management J-trough

Part No.	Description	Dimensions	Base MSRP
A. Trios Table (Adjustable C-Leg)			
TB.TRG.SC.3624.A.7XX-XXXX-XX	Trios Table (Adjustable C-Leg) 3624 Rectangle / Glides	26" - 35"H x 36"W x 24"D	CALL
TB.TRG.SC.4824.A.7XX-XXXX-XX	Trios Table (Adjustable C-Leg) 4824 Rectangle / Glides	26" - 35"H x 48"W x 24"D	CALL
TB.TRG.SC.6024.A.7XX-XXXX-XX	Trios Table (Adjustable C-Leg) 6024 Rectangle / Glides	26" - 35"H x 60"W x 24"D	CALL
TB.TRG.SC.6030.A.7XX-XXXX-XX	Trios Table (Adjustable C-Leg) 6030 Rectangle / Glides	26" - 35"H x 60"W x 30"D	CALL
TB.TRG.SC.7224.A.7XX-XXXX-XX	Trios Table (Adjustable C-Leg) 7224 Rectangle / Glides	26" - 35"H x 72"W x 24"D	CALL
TB.TRG.SC.7230.A.7XX-XXXX-XX	Trios Table (Adjustable C-Leg) 7230 Rectangle / Glides	26" - 35"H x 72"W x 30"D	CALL



MooreCo Tutor Table (Epoxy Top)

Introduce an industrial aesthetic to your room with a sturdy, sleek Tutor Table.

Solid surface epoxy top is ideal for science and chemistry labs.

Available in multiple rectangular size tops, with fixed or adjustable height legs.

Base available standard in platinum, or customize with black or charcoal.

SCS Indoor Advantage Gold Certified.

Standard Includes

- Epoxy resin top (.E)
- Rectangular work surface (.R)
- Unitized powder-coated steel frame
- Nylon glides
- Fixed height: 30" (.F)
- Height adjustable: 24" – 37" (.A)

Required to Specify

Frame:

- Black (.7BK)
- Charcoal Metallic (.7CM)
- Platinum (.7PL)

Part No.	Description	Dimensions	Base MSRP
A. Tutor Table (Epoxy Top) - Fixed Height			
TB.TUTE.R.3624.F.7XX	Tutor Table (Epoxy Top) 3624 / Fixed Height	30"H x 36"W x 24"D	CALL
TB.TUTE.R.4824.F.7XX	Tutor Table (Epoxy Top) 4824 / Fixed Height	30"H x 48"W x 24"D	CALL
TB.TUTE.R.6024.F.7XX	Tutor Table (Epoxy Top) 6024 / Fixed Height	30"H x 60"W x 24"D	CALL
TB.TUTE.R.6030.F.7XX	Tutor Table (Epoxy Top) 6030 / Fixed Height	30"H x 60"W x 30"D	CALL
TB.TUTE.R.6036.F.7XX	Tutor Table (Epoxy Top) 6036 / Fixed Height	30"H x 60"W x 36"D	CALL
B. Tutor Table (Epoxy Top) - Adjustable Height			
TB.TUTE.R.3624.A.7XX	Tutor Table (Epoxy Top) 3624 / Adjustable Height	24" – 37"H x 36"W x 24"D	CALL
TB.TUTE.R.4824.A.7XX	Tutor Table (Epoxy Top) 4824 / Adjustable Height	24" – 37"H x 48"W x 24"D	CALL
TB.TUTE.R.6024.A.7XX	Tutor Table (Epoxy Top) 6024 / Adjustable Height	24" – 37"H x 60"W x 24"D	CALL
TB.TUTE.R.6030.A.7XX	Tutor Table (Epoxy Top) 6030 / Adjustable Height	24" – 37"H x 60"W x 30"D	CALL
TB.TUTE.R.6036.A.7XX	Tutor Table (Epoxy Top) 6036 / Adjustable Height	24" – 37"H x 60"W x 36"D	CALL



MooreCo Schoolworks Bookcases (Curved)

A versatile and modern storage solution for classrooms, media spaces, and libraries.

Schoolworks Bookcases are designed to be modular to work where you need them. Available in multiple heights with either single- or double-sided configuration.

The standard single model includes two height adjustable shelves. Back panel features a pegboard panel for additional storage of tools or supplies.

The double-sided bookcase provides twice the shelving capacity and may be combined with soft seating to create a multi-functional reading and lounge space.

Bookcases come standard with casters and platinum perforated panel. Legs also available.

Multiple accessory options available, including handles and magnetic ganging.

SCS Indoor Advantage Gold Certified.

Standard Includes

- Single sided (.SS)
- Double sided (.DS)
- Curved (.C)
- Adjustable shelves
- 3" locking casters
- Platinum perforated panel
- Laminate construction with matching edgebanding

Required to Specify

Finishes:

- Laminate selections (-XXXX) (see pp. 7-10 for swatches)

Frame:

- Black (.7BK)
- Charcoal Metallic (.7CM)
- Platinum (.7PL)

Options

- With handle (.WHL) or without handle (.NHL)
- With magnetic ganging (.WGN) or without magnetic ganging (.NGN)

Part No.	Description	Dimensions	Base MSRP
A. Schoolworks Bookcases (Curved) - Single Sided			
ST.SW.C.C.SS.6035.7PL.NHL.NGN-XXXX	6035 / Single Sided	35"H x 60"W x 22.5"D	CALL
ST.SW.C.C.SS.6035.7PL.WHL.NGN-XXXX	6035 / Single Sided / Handle	35"H x 60"W x 22.5"D	CALL
ST.SW.C.C.SS.6035.7PL.NHL.WGN-XXXX	6035 / Single Sided / Magnetic Ganging	35"H x 60"W x 22.5"D	CALL
ST.SW.C.C.SS.6035.7PL.WHL.WGN-XXXX	6035 / Single Sided / Handle / Magnetic Ganging	35"H x 60"W x 22.5"D	CALL
ST.SW.C.C.SS.6042.7PL.NHL.NGN-XXXX	6042 / Single Sided	42"H x 60"W x 22.5"D	CALL
ST.SW.C.C.SS.6042.7PL.WHL.NGN-XXXX	6042 / Single Sided / Handle	42"H x 60"W x 22.5"D	CALL
ST.SW.C.C.SS.6042.7PL.NHL.WGN-XXXX	6042 / Single Sided / Magnetic Ganging	42"H x 60"W x 22.5"D	CALL
ST.SW.C.C.SS.6042.7PL.WHL.WGN-XXXX	6042 / Single Sided / Handle / Magnetic Ganging	42"H x 60"W x 22.5"D	CALL
B. Schoolworks Bookcases (Curved) - Double Sided			
ST.SW.C.C.DS.6035.7PL.NHL.NGN-XXXX	6035 / Double Sided	35"H x 60"W x 26.5"D	CALL
ST.SW.C.C.DS.6035.7PL.WHL.NGN-XXXX	6035 / Double Sided / Handle	35"H x 60"W x 26.5"D	CALL
ST.SW.C.C.DS.6035.7PL.NHL.WGN-XXXX	6035 / Double Sided / Magnetic Ganging	35"H x 60"W x 26.5"D	CALL
ST.SW.C.C.DS.6035.7PL.WHL.WGN-XXXX	6035 / Double Sided / Handle / Magnetic Ganging	35"H x 60"W x 26.5"D	CALL
ST.SW.C.C.DS.6042.7PL.NHL.NGN-XXXX	6042 / Double Sided	42"H x 60"W x 26.5"D	CALL
ST.SW.C.C.DS.6042.7PL.WHL.NGN-XXXX	6042 / Double Sided / Handle	42"H x 60"W x 26.5"D	CALL
ST.SW.C.C.DS.6042.7PL.NHL.WGN-XXXX	6042 / Double Sided / Magnetic Ganging	42"H x 60"W x 26.5"D	CALL
ST.SW.C.C.DS.6042.7PL.WHL.WGN-XXXX	6042 / Double Sided / Handle / Magnetic Ganging	42"H x 60"W x 26.5"D	CALL



MooreCo Schoolworks Bookcases (Straight)

A versatile and modern storage solution for classrooms, media spaces, and libraries.

Schoolworks Bookcases are designed to be modular to work where you need them. Available in multiple heights with either single- or double-sided configuration.

The standard single model includes two height adjustable shelves. Back panel features a pegboard panel for additional storage of tools or supplies.

The double-sided bookcase provides twice the shelving capacity and may be combined with soft seating to create a multi-functional reading and lounge space.

Bookcases come standard with casters and platinum perforated panel. Legs also available.

Multiple accessory options available, including handles and magnetic ganging.

SCS Indoor Advantage Gold Certified.

Standard Includes

- Single sided (.SS)
- Double sided (.DS)
- Straight (.S)
- Adjustable shelves
- 3" locking casters
- Platinum perforated panel
- Laminate construction with matching edgebanding

Required to Specify

Finishes:

- Laminate selections (-XXXX) (see pp. 7-10 for swatches)

Frame:

- Black (.7BK)
- Charcoal Metallic (.7CM)
- Platinum (.7PL)

Options

- With handle (.WHL) or without handle (.NHL)
- With magnetic ganging (.WGN) or without magnetic ganging (.NGN)

Part No.	Description	Dimensions	Base MSRP
A. Schoolworks Bookcases (Straight) - Single Sided			
ST.SW.C.S.SS.4235.7PL.NHL.NGN-XXXX	4235 / Single Sided	35"H x 42"W x 16.5"D	CALL
ST.SW.C.S.SS.4235.7PL.WHL.NGN-XXXX	4235 / Single Sided / Handle	35"H x 42"W x 16.5"D	CALL
ST.SW.C.S.SS.4235.7PL.NHL.WGN-XXXX	4235 / Single Sided / Magnetic Ganging	35"H x 42"W x 16.5"D	CALL
ST.SW.C.S.SS.4235.7PL.WHL.WGN-XXXX	4235 / Single Sided / Handle / Magnetic Ganging	35"H x 42"W x 16.5"D	CALL
ST.SW.C.S.SS.4242.7PL.NHL.NGN-XXXX	4242 / Single Sided	42"H x 42"W x 16.5"D	CALL
ST.SW.C.S.SS.4242.7PL.WHL.NGN-XXXX	4242 / Single Sided / Handle	42"H x 42"W x 16.5"D	CALL
ST.SW.C.S.SS.4242.7PL.NHL.WGN-XXXX	4242 / Single Sided / Magnetic Ganging	42"H x 42"W x 16.5"D	CALL
ST.SW.C.S.SS.4242.7PL.WHL.WGN-XXXX	4242 / Single Sided / Handle / Magnetic Ganging	42"H x 42"W x 16.5"D	CALL
B. Schoolworks Bookcases (Straight) - Double Sided			
ST.SW.C.S.DS.4235.7PL.NHL.NGN-XXXX	4235 / Double Sided	35"H x 42"W x 21"D	CALL
ST.SW.C.S.DS.4235.7PL.WHL.NGN-XXXX	4235 / Double Sided / Handle	35"H x 42"W x 21"D	CALL
ST.SW.C.S.DS.4235.7PL.NHL.WGN-XXXX	4235 / Double Sided / Magnetic Ganging	35"H x 42"W x 21"D	CALL
ST.SW.C.S.DS.4235.7PL.WHL.WGN-XXXX	4235 / Double Sided / Handle / Magnetic Ganging	35"H x 42"W x 21"D	CALL
ST.SW.C.S.DS.4242.7PL.NHL.NGN-XXXX	4242 / Double Sided	42"H x 42"W x 21"D	CALL
ST.SW.C.S.DS.4242.7PL.WHL.NGN-XXXX	4242 / Double Sided / Handle	42"H x 42"W x 21"D	CALL
ST.SW.C.S.DS.4242.7PL.NHL.WGN-XXXX	4242 / Double Sided / Magnetic Ganging	42"H x 42"W x 21"D	CALL
ST.SW.C.S.DS.4242.7PL.WHL.WGN-XXXX	4242 / Double Sided / Handle / Magnetic Ganging	42"H x 42"W x 21"D	CALL



MooreCo Array Shelving (Starter Units)

Flexible and customizable storage works in any space. The Array Shelving collection is a set of sturdy and modular shelves perfect for libraries, classrooms, or office spaces.

Available in stand alone, starter, adder, and mobile units.

Laminate construction with PVC edgebanding.

Available in a variety of laminates, or customize with your choice of finishes.

SCS Indoor Advantage Gold Certified.

Standard Includes

- Single sided (.S)
- Double sided (.DS)
- 36" wide units
- Shelves are 12" deep
- Adjustable shelves
- 36"H has 2 shelves per side
- 42"H has 3 shelves per side
- 48"H has 3 shelves per side
- 60"H has 4 shelves per side
- 72"H has 5 shelves per side
- Laminate construction with matching edgebanding
- Standard adjustable floor glides

Required to Specify

- Laminate selections (-XXXX) (see pp. 7-10 for swatches)

Part No.	Description	Dimensions	Base MSRP
A. Array Shelving (Starter Units) - Single Sided			
SH.AR.SL.S.361236	Array Starter Unit (36") / Single Sided	36"H x 36"W x 12"D	\$1,635.48
SH.AR.SL.S.361242	Array Starter Unit (42") / Single Sided	42"H x 36"W x 12"D	\$1,850.31
SH.AR.SL.S.361248	Array Starter Unit (48") / Single Sided	48"H x 36"W x 12"D	\$1,940.40
SH.AR.SL.S.361260	Array Starter Unit (60") / Single Sided	60"H x 36"W x 12"D	\$2,404.71
SH.AR.SL.S.361272	Array Starter Unit (72") / Single Sided	72"H x 36"W x 12"D	\$2,584.89
B. Array Shelving (Starter Units) - Double Sided			
SH.AR.SL.DS.362436	Array Starter Unit (36") / Double Sided	36"H x 36"W x 24"D	\$2,834.37
SH.AR.SL.DS.362442	Array Starter Unit (42") / Double Sided	42"H x 36"W x 24"D	\$3,194.73
SH.AR.SL.DS.362448	Array Starter Unit (48") / Double Sided	48"H x 36"W x 24"D	\$3,367.98
SH.AR.SL.DS.362460	Array Starter Unit (60") / Double Sided	60"H x 36"W x 24"D	\$3,839.22
SH.AR.SL.DS.362472	Array Starter Unit (72") / Double Sided	72"H x 36"W x 24"D	\$4,338.18



MooreCo Array Shelving (Adder Units)

Flexible and customizable storage works in any space. The Array Shelving collection is a set of sturdy and modular shelves perfect for libraries, classrooms, or office spaces.

Available in stand alone, starter, adder, and mobile units.

Laminate construction with PVC edgebanding.

Available in a variety of laminates, or customize with your choice of finishes.

SCS Indoor Advantage Gold Certified.

Standard Includes

- Single sided (.S)
- Double sided (.DS)
- 36" wide units
- Shelves are 12" deep
- Adjustable shelves
- 36"H has 2 shelves per side
- 42"H has 3 shelves per side
- 48"H has 3 shelves per side
- 60"H has 4 shelves per side
- 72"H has 5 shelves per side
- Laminate construction with matching edgebanding
- Standard adjustable floor glides

Required to Specify

- Laminate selections (-XXXX) (see pp. 7-10 for swatches)

Part No.	Description	Dimensions	Base MSRP
A. Array Shelving (Adder Units) - Single Sided			
SH.AR.SL.A.361236	Array Adder Unit (36") / Single Sided	36"H x 36"W x 12"D	\$1,593.90
SH.AR.SL.A.361242	Array Adder Unit (42") / Single Sided	42"H x 36"W x 12"D	\$1,808.73
SH.AR.SL.A.361248	Array Adder Unit (48") / Single Sided	48"H x 36"W x 12"D	\$1,891.89
SH.AR.SL.A.361260	Array Adder Unit (60") / Single Sided	60"H x 36"W x 12"D	\$2,238.39
SH.AR.SL.A.361272	Array Adder Unit (72") / Single Sided	72"H x 36"W x 12"D	\$2,536.38
B. Array Shelving (Adder Units) - Double Sided			
SH.AR.SL.DA.362436	Array Adder Unit (36") / Double Sided	36"H x 36"W x 24"D	\$2,792.79
SH.AR.SL.DA.362442	Array Adder Unit (42") / Double Sided	42"H x 36"W x 24"D	\$3,160.08
SH.AR.SL.DA.362448	Array Adder Unit (48") / Double Sided	48"H x 36"W x 24"D	\$3,312.54
SH.AR.SL.DA.362460	Array Adder Unit (60") / Double Sided	60"H x 36"W x 24"D	\$3,776.85
SH.AR.SL.DA.362472	Array Adder Unit (72") / Double Sided	72"H x 36"W x 24"D	\$4,268.88



MooreCo Array Shelving (Ender Units)

Flexible and customizable storage works in any space. The Array Shelving collection is a set of sturdy and modular shelves perfect for libraries, classrooms, or office spaces.

Available in stand alone, starter, adder, and mobile units.

Laminate construction with PVC edgebanding.

Available in a variety of laminates, or customize with your choice of finishes.

SCS Indoor Advantage Gold Certified.

Standard Includes

- Single sided (.S)
- Double sided (.DS)
- 36" wide units
- Shelves are 12" deep
- Adjustable shelves
- 36"H has 2 shelves per side
- 42"H has 3 shelves per side
- 48"H has 3 shelves per side
- 60"H has 4 shelves per side
- 72"H has 5 shelves per side
- Laminate construction with matching edgebanding
- Standard adjustable floor glides

Required to Specify

- Laminate selections (-XXXX) (see pp. 7-10 for swatches)

Part No.	Description	Dimensions	Base MSRP
A. Array Shelving (Ender Units) - Single Sided			
SH.AR.SL.E.361236	Array Ender Unit (36") / Single Sided	36"H x 36"W x 12"D	\$1,566.18
SH.AR.SL.E.361242	Array Ender Unit (42") / Single Sided	42"H x 36"W x 12"D	\$1,774.08
SH.AR.SL.E.361248	Array Ender Unit (48") / Single Sided	48"H x 36"W x 12"D	\$1,857.24
SH.AR.SL.E.361260	Array Ender Unit (60") / Single Sided	60"H x 36"W x 12"D	\$2,196.81
SH.AR.SL.E.361272	Array Ender Unit (72") / Single Sided	72"H x 36"W x 12"D	\$2,480.94
B. Array Shelving (Ender Units) - Double Sided			
SH.AR.SL.DE.362436	Array Ender Unit (36") / Double Sided	36"H x 36"W x 24"D	\$2,737.35
SH.AR.SL.DE.362442	Array Ender Unit (42") / Double Sided	42"H x 36"W x 24"D	\$3,097.71
SH.AR.SL.DE.362448	Array Ender Unit (48") / Double Sided	48"H x 36"W x 24"D	\$3,250.17
SH.AR.SL.DE.362460	Array Ender Unit (60") / Double Sided	60"H x 36"W x 24"D	\$3,707.55
SH.AR.SL.DE.362472	Array Ender Unit (72") / Double Sided	72"H x 36"W x 24"D	\$4,185.72



MooreCo Array Shelving (Mobile Units)

Flexible and customizable storage works in any space. The Array Shelving collection is a set of sturdy and modular shelves perfect for libraries, classrooms, or office spaces.

Available in stand alone, starter, adder, and mobile units.

Laminate construction with PVC edgebanding.

Available in a variety of laminates, or customize with your choice of finishes.

SCS Indoor Advantage Gold Certified.

Standard Includes

- Double sided (.DS)
- 36" wide units
- Shelves are 12" deep
- Adjustable shelves
- 36"H has 2 shelves per side
- 42"H has 3 shelves per side
- 45"H has 3 shelves per side
- 48"H has 3 shelves per side
- Laminate construction with matching edgebanding
- Standard adjustable floor glides

Required to Specify

- Laminate selections (XXXX) (see pp. 7-10 for swatches)

Part No.	Description	Dimensions	Base MSRP
A. Array Shelving (Mobile Units) - Double Sided			
SH.AR.SLC.DS.362436	Array Mobile Unit (36") / Double	36"H x 36"W x 24"D	\$2,931.39
SH.AR.SLC.DS.362442	Array Mobile Unit (42") / Double	42"H x 36"W x 24"D	\$3,284.82
SH.AR.SLC.DS.362445	Array Mobile Unit (45") / Double	45"H x 36"W x 24"D	\$3,347.19
SH.AR.SLC.DS.362448	Array Mobile Unit (48") / Double	48"H x 36"W x 24"D	\$3,402.63

DISCONTINUED: Available while supplies last!



MooreCo Array Shelving (Stand Alone Units)

Flexible and customizable storage works in any space. The Array Shelving collection is a set of sturdy and modular shelves perfect for libraries, classrooms, or office spaces.

Available in stand alone, starter, adder, and mobile units.

Laminate construction with PVC edgebanding.

Available in a variety of laminates, or customize with your choice of finishes.

SCS Indoor Advantage Gold Certified.

Standard Includes

- Single sided (.S)
- Double sided (.DS)
- 36" wide units
- Shelves are 12" deep
- Adjustable shelves
- 36"H has 2 shelves per side
- 42"H has 3 shelves per side
- 48"H has 3 shelves per side
- 60"H has 4 shelves per side
- 72"H has 5 shelves per side
- Laminate construction with matching edgebanding
- Standard adjustable floor glides

Required to Specify

- Laminate selections (-XXXX) (see pp. 7-10 for swatches)

Part No.	Description	Dimensions	Base MSRP
A. Array Shelving (Stand Alone Units) - Single Sided			
SH.AR.SL.O.361236	Array Stand Alone Unit (36") / Single Sided	36"H x 36"W x 12"D	\$1,596.67
SH.AR.SL.O.361242	Array Stand Alone Unit (42") / Single Sided	42"H x 36"W x 12"D	\$1,815.66
SH.AR.SL.O.361248	Array Stand Alone Unit (48") / Single Sided	48"H x 36"W x 12"D	\$1,891.89
SH.AR.SL.O.361260	Array Stand Alone Unit (60") / Single Sided	60"H x 36"W x 12"D	\$2,356.20
SH.AR.SL.O.361272	Array Stand Alone Unit (72") / Single Sided	72"H x 36"W x 12"D	\$2,536.38
B. Array Shelving (Stand Alone Units) - Double Sided			
SH.AR.SL.DO.362436	Array Stand Alone Unit (36") / Double Sided	36"H x 36"W x 24"D	\$2,778.93
SH.AR.SL.DO.362442	Array Stand Alone Unit (42") / Double Sided	42"H x 36"W x 24"D	\$3,132.36
SH.AR.SL.DO.362448	Array Stand Alone Unit (48") / Double Sided	48"H x 36"W x 24"D	\$3,298.68
SH.AR.SL.DO.362460	Array Stand Alone Unit (60") / Double Sided	60"H x 36"W x 24"D	\$3,769.92
SH.AR.SL.DO.362472	Array Stand Alone Unit (72") / Double Sided	72"H x 36"W x 24"D	\$4,255.02

DISCONTINUED: Available while supplies last!



MooreCo Folio Storage Cabinets (Lateral)

Storage has never been so flexible and so sleek.

Folio is a comprehensive line of storage and filing pieces for classrooms, offices, labs, archives, and more.

Mix and match lateral files, bookcases, storage cabinets, wardrobes, and more to create your perfect storage solution.

All pieces feature welded steel frame construction and formed channels

All Folio products come in a wide range of 60+ metal finish options to perfectly match and create a cohesive environment.

SCS Indoor Advantage Gold Certified.

Standard Includes

- 18"D cabinet
- 30"W, 36"W, or 42"W
- Integrated horizontal drawer pulls
- Metal construction

Required to Specify

- Metal color (-XXXX) (see pp. 13–15 for swatches)

Options

- 28"H with 2 drawers (.2DR)
- 40"H with 3 drawers (.3DR)
- 51"H with 4 drawers (.4DR)
- 66"H with 1 shelf and 4 drawers (.RS.4DR)
- 77"H with 1 shelf and 5 drawers (.RS.5DR)

Part No.	Description	Dimensions	Base MSRP
A. Folio Storage Cabinets (Lateral) - 30"W			
ST.FO.LF.2DR.301828	Folio Lateral Storage (30") / 2 Drawer	28"H x 30"W x 18"D	CALL
ST.FO.LF.3DR.301840	Folio Lateral Storage (30") / 3 Drawer	40"H x 30"W x 18"D	CALL
ST.FO.LF.4DR.301851	Folio Lateral Storage (30") / 4 Drawer	51"H x 30"W x 18"D	CALL
ST.FO.LF.RS.4DR.301866	Folio Lateral Storage (30") / 4 Drawer + 1 Shelf	66"H x 30"W x 18"D	CALL
ST.FO.LF.RS.5DR.301877	Folio Lateral Storage (30") / 5 Drawer + 1 Shelf	77"H x 30"W x 18"D	CALL
B. Folio Storage Cabinets (Lateral) - 36"W			
ST.FO.LF.2DR.361828	Folio Lateral Storage (36") / 2 Drawer	28"H x 36"W x 18"D	CALL
ST.FO.LF.3DR.361840	Folio Lateral Storage (36") / 3 Drawer	40"H x 36"W x 18"D	CALL
ST.FO.LF.4DR.361851	Folio Lateral Storage (36") / 4 Drawer	51"H x 36"W x 18"D	CALL
ST.FO.LF.RS.4DR.361866	Folio Lateral Storage (36") / 4 Drawer + 1 Shelf	66"H x 36"W x 18"D	CALL
ST.FO.LF.RS.5DR.361877	Folio Lateral Storage (36") / 5 Drawer + 1 Shelf	77"H x 36"W x 18"D	CALL
C. Folio Storage Cabinets (Lateral) - 42"W			
ST.FO.LF.2DR.421828	Folio Lateral Storage (42") / 2 Drawer	28"H x 42"W x 18"D	CALL
ST.FO.LF.3DR.421840	Folio Lateral Storage (42") / 3 Drawer	40"H x 42"W x 18"D	CALL
ST.FO.LF.4DR.421851	Folio Lateral Storage (42") / 4 Drawer	51"H x 42"W x 18"D	CALL
ST.FO.LF.RS.4DR.421866	Folio Lateral Storage (42") / 4 Drawer + 1 Shelf	66"H x 42"W x 18"D	CALL
ST.FO.LF.RS.5DR.421877	Folio Lateral Storage (42") / 5 Drawer + 1 Shelf	77"H x 42"W x 18"D	CALL



MooreCo Folio Storage Cabinets (Freestanding Pedestal)

Storage has never been so flexible and so sleek.

Folio is a comprehensive line of storage and filing pieces for classrooms, offices, labs, archives, and more.

Mix and match lateral files, bookcases, storage cabinets, wardrobes, and more to create your perfect storage solution.

All pieces feature welded steel frame construction and formed channels

All Folio products come in a wide range of 60+ metal finish options to perfectly match and create a cohesive environment.

SCS Indoor Advantage Gold Certified.

Standard Includes

- 18"D, 22"D, or 28"D cabinet
- 15"W
- Two file drawers, or 2 box drawers + file drawer configuration
- Integrated horizontal drawer pulls
- Metal construction

Required to Specify

- Metal color (-XXXX) (see pp. 13–15 for swatches)

Part No.	Description	Dimensions	Base MSRP
A. Folio Storage Cabinets (Freestanding Pedestal) - File File			
ST.FO.FP.FF.151828	Folio Freestanding Pedestal (18") / File File	28"H x 15"W x 18"D	CALL
ST.FO.FP.FF.152228	Folio Freestanding Pedestal (22") / File File	28"H x 15"W x 22"D	CALL
ST.FO.FP.FF.152828	Folio Freestanding Pedestal (28") / File File	28"H x 15"W x 28"D	CALL
B. Folio Storage Cabinets (Freestanding Pedestal) - Box Box File			
ST.FO.FP.BBF.151828	Folio Freestanding Pedestal (18") / Box Box File	28"H x 15"W x 18"D	CALL
ST.FO.FP.BBF.152228	Folio Freestanding Pedestal (22") / Box Box File	28"H x 15"W x 22"D	CALL
ST.FO.FP.BBF.152828	Folio Freestanding Pedestal (28") / Box Box File	28"H x 15"W x 28"D	CALL



MooreCo Folio Storage Cabinets (Mobile Pedestal)

Storage has never been so flexible and so sleek.

Folio is a comprehensive line of storage and filing pieces for classrooms, offices, labs, archives, and more.

Mix and match lateral files, bookcases, storage cabinets, wardrobes, and more to create your perfect storage solution.

All pieces feature welded steel frame construction and formed channels

All Folio products come in a wide range of 60+ metal finish options to perfectly match and create a cohesive environment.

SCS Indoor Advantage Gold Certified.

Standard Includes

- 18"D, 22"D, or 28"D cabinet
- 15"W
- Two file drawers, two box drawers + file drawer, or tray + box drawer + file drawer configuration
- Integrated horizontal drawer pulls
- Metal construction

Required to Specify

- Metal color (-XXXX) (see pp. 13–15 for swatches)

Part No.	Description	Dimensions	Base MSRP
A. Folio Storage Cabinets (Mobile Pedestal) - File File			
ST.FO.MP.FF.151827	Folio Mobile Pedestal (18") / File File	27"H x 15"W x 18"D	CALL
ST.FO.MP.FF.152227	Folio Mobile Pedestal (22") / File File	27"H x 15"W x 22"D	CALL
ST.FO.MP.FF.152827	Folio Mobile Pedestal (28") / File File	27"H x 15"W x 28"D	CALL
B. Folio Storage Cabinets (Mobile Pedestal) - Box Box File			
ST.FO.MP.BBF.151827	Folio Mobile Pedestal (18") / Box Box File	27"H x 15"W x 18"D	CALL
ST.FO.MP.BBF.152227	Folio Mobile Pedestal (22") / Box Box File	27"H x 15"W x 22"D	CALL
ST.FO.MP.BBF.152827	Folio Mobile Pedestal (28") / Box Box File	27"H x 15"W x 28"D	CALL
C. Folio Storage Cabinets (Mobile Pedestal) - Tray Box File			
ST.FO.MP.TBF.151828	Folio Mobile Pedestal (18") / Tray Box File	28"H x 15"W x 18"D	CALL
ST.FO.MP.TBF.152228	Folio Mobile Pedestal (22") / Tray Box File	28"H x 15"W x 22"D	CALL
ST.FO.MP.TBF.152828	Folio Mobile Pedestal (28") / Tray Box File	28"H x 15"W x 28"D	CALL



MooreCo Folio Storage Cabinets (Fixed Pedestal)

Storage has never been so flexible and so sleek.

Folio is a comprehensive line of storage and filing pieces for classrooms, offices, labs, archives, and more.

Mix and match lateral files, bookcases, storage cabinets, wardrobes, and more to create your perfect storage solution.

All pieces feature welded steel frame construction and formed channels

All Folio products come in a wide range of 60+ metal finish options to perfectly match and create a cohesive environment.

SCS Indoor Advantage Gold Certified.

Standard Includes

- 18"D, 22"D, or 28"D cabinet
- 15"W
- Two file drawers, or two box drawers + file drawer configuration
- Integrated horizontal drawer pulls
- Metal construction

Required to Specify

- Metal color (-XXXX) (see pp. 13–15 for swatches)

Part No.	Description	Dimensions	Base MSRP
A. Folio Storage Cabinets (Fixed Pedestal) - File File			
ST.FO.FXP.FF.151828	Folio Fixed Pedestal (18") / File File	28"H x 15"W x 18"D	CALL
ST.FO.FXP.FF.152228	Folio Fixed Pedestal (22") / File File	28"H x 15"W x 22"D	CALL
ST.FO.FXP.FF.152828	Folio Fixed Pedestal (28") / File File	28"H x 15"W x 28"D	CALL
B. Folio Storage Cabinets (Fixed Pedestal) - Box Box File			
ST.FO.FXP.BBF.151828	Folio Fixed Pedestal (18") / Box Box File	28"H x 15"W x 18"D	CALL
ST.FO.FXP.BBF.152228	Folio Fixed Pedestal (22") / Box Box File	28"H x 15"W x 22"D	CALL
ST.FO.FXP.BBF.152828	Folio Fixed Pedestal (28") / Box Box File	28"H x 15"W x 28"D	CALL



MooreCo Folio Storage Cabinets (Hanging Pedestal)

Storage has never been so flexible and so sleek.

Folio is a comprehensive line of storage and filing pieces for classrooms, offices, labs, archives, and more.

Mix and match lateral files, bookcases, storage cabinets, wardrobes, and more to create your perfect storage solution.

All pieces feature welded steel frame construction and formed channels

All Folio products come in a wide range of 60+ metal finish options to perfectly match and create a cohesive environment.

SCS Indoor Advantage Gold Certified.

Standard Includes

- 18"D, 22"D, or 28"D cabinet
- 15"W
- Box drawer and file drawer
- Integrated horizontal drawer pulls
- Metal construction

Required to Specify

- Metal color (-XXXX) (see pp. 13–15 for swatches)

Part No.	Description	Dimensions	Base MSRP
A. Folio Storage Cabinets (Hanging Pedestal)			
ST.FO.HP.BF.151819	Folio Hanging Pedestal (18") / Box File	19"H x 15"W x 18"D	CALL
ST.FO.HP.BF.152219	Folio Hanging Pedestal (22") / Box File	19"H x 15"W x 22"D	CALL



MooreCo Folio Bookshelf Storage

Storage has never been so flexible and so sleek.

Folio is a comprehensive line of storage and filing pieces for classrooms, offices, labs, archives, and more.

Mix and match lateral files, bookcases, storage cabinets, wardrobes, and more to create your perfect storage solution.

All pieces feature welded steel frame construction and formed channels

All Folio products come in a wide range of 60+ metal finish options to perfectly match and create a cohesive environment.

SCS Indoor Advantage Gold Certified.

Standard Includes

- 13"D shelves
- 30"W, 36"W, or 42"W
- Metal construction
- 2 shelf (.2S)
- 3 shelf (.3S)
- 4 shelf (.4S)
- 5 shelf (.5S)
- 6 shelf (.6S)

Required to Specify

- Metal color (-XXXX) (see pp. 13–15 for swatches)

Part No.	Description	Dimensions	Base MSRP
A. Folio Bookshelf Storage - 2 Shelf			
ST.FO.BC.2S.301328	Folio Bookshelf (30") / 2 Shelves	28"H x 30"W x 13"D	CALL
ST.FO.BC.2S.361328	Folio Bookshelf (36") / 2 Shelves	28"H x 36"W x 13"D	CALL
ST.FO.BC.2S.421328	Folio Bookshelf (42") / 2 Shelves	28"H x 42"W x 13"D	CALL
B. Folio Bookshelf Storage - 3 Shelf			
ST.FO.BC.3S.301340	Folio Bookshelf (30") / 3 Shelves	40"H x 30"W x 13"D	CALL
ST.FO.BC.3S.361340	Folio Bookshelf (36") / 3 Shelves	40"H x 36"W x 13"D	CALL
ST.FO.BC.3S.421340	Folio Bookshelf (42") / 3 Shelves	40"H x 42"W x 13"D	CALL
C. Folio Bookshelf Storage - 4 Shelf			
ST.FO.BC.4S.301353	Folio Bookshelf (30") / 4 Shelves	53"H x 30"W x 13"D	CALL
ST.FO.BC.4S.361353	Folio Bookshelf (36") / 4 Shelves	53"H x 36"W x 13"D	CALL
ST.FO.BC.4S.421353	Folio Bookshelf (42") / 4 Shelves	53"H x 42"W x 13"D	CALL
D. Folio Bookshelf Storage - 5 Shelf			
ST.FO.BC.5S.301365	Folio Bookshelf (30") / 5 Shelves	65"H x 30"W x 13"D	CALL
ST.FO.BC.5S.361365	Folio Bookshelf (36") / 5 Shelves	65"H x 36"W x 13"D	CALL
ST.FO.BC.5S.421365	Folio Bookshelf (42") / 5 Shelves	65"H x 42"W x 13"D	CALL
E. Folio Bookshelf Storage - 6 Shelf			
ST.FO.BC.6S.301377	Folio Bookshelf (30") / 6 Shelves	77"H x 30"W x 13"D	CALL
ST.FO.BC.6S.361377	Folio Bookshelf (36") / 6 Shelves	77"H x 36"W x 13"D	CALL
ST.FO.BC.6S.421377	Folio Bookshelf (42") / 6 Shelves	77"H x 42"W x 13"D	CALL



MooreCo Folio Cabinet Storage

Storage has never been so flexible and so sleek.

Folio is a comprehensive line of storage and filing pieces for classrooms, offices, labs, archives, and more.

Mix and match lateral files, bookcases, storage cabinets, wardrobes, and more to create your perfect storage solution.

All pieces feature welded steel frame construction and formed channels

All Folio products come in a wide range of 60+ metal finish options to perfectly match and create a cohesive environment.

SCS Indoor Advantage Gold Certified.

Standard Includes

- Integrated door pulls
- 30"W, 36"W, or 42"W
- 18"D
- Metal construction
- 1 shelf (.1S)
- 2 shelf (.2S)
- 3 shelf (.3S)
- 4 shelf (.4S)
- 5 shelf (.5S)

Required to Specify

- Metal color (-XXXX) (see pp. 13–15 for swatches)

Part No.	Description	Dimensions	Base MSRP
A. Folio Cabinet Storage - 1 Shelf			
ST.FO.SC.1S.301828	Folio Cabinet (30") / 1 Shelf	28"H x 30"W x 18"D	CALL
ST.FO.SC.1S.361828	Folio Cabinet (36") / 1 Shelf	28"H x 36"W x 18"D	CALL
ST.FO.SC.1S.421828	Folio Cabinet (42") / 1 Shelf	28"H x 42"W x 18"D	CALL
B. Folio Cabinet Storage - 2 Shelf			
ST.FO.SC.2S.301840	Folio Cabinet (30") / 2 Shelves	40"H x 30"W x 18"D	CALL
ST.FO.SC.2S.361840	Folio Cabinet (36") / 2 Shelves	40"H x 36"W x 18"D	CALL
ST.FO.SC.2S.421840	Folio Cabinet (42") / 2 Shelves	40"H x 42"W x 18"D	CALL
C. Folio Cabinet Storage - 3 Shelf			
ST.FO.SC.3S.301851	Folio Cabinet (30") / 3 Shelves	51"H x 30"W x 18"D	CALL
ST.FO.SC.3S.361851	Folio Cabinet (36") / 3 Shelves	51"H x 36"W x 18"D	CALL
ST.FO.SC.3S.421851	Folio Cabinet (42") / 3 Shelves	51"H x 42"W x 18"D	CALL
D. Folio Cabinet Storage - 4 Shelf			
ST.FO.SC.4S.301865	Folio Cabinet (30") / 4 Shelves	65"H x 30"W x 18"D	CALL
ST.FO.SC.4S.361865	Folio Cabinet (36") / 4 Shelves	65"H x 36"W x 18"D	CALL
ST.FO.SC.4S.421865	Folio Cabinet (42") / 4 Shelves	65"H x 42"W x 18"D	CALL
E. Folio Cabinet Storage - 5 Shelf			
ST.FO.SC.5S.301877	Folio Cabinet (30") / 5 Shelves	77"H x 30"W x 18"D	CALL
ST.FO.SC.5S.361877	Folio Cabinet (36") / 5 Shelves	77"H x 36"W x 18"D	CALL
ST.FO.SC.5S.421877	Folio Cabinet (42") / 5 Shelves	77"H x 42"W x 18"D	CALL



MooreCo Folio Wardrobe Storage

Storage has never been so flexible and so sleek.

Folio is a comprehensive line of storage and filing pieces for classrooms, offices, labs, archives, and more.

Mix and match lateral files, bookcases, storage cabinets, wardrobes, and more to create your perfect storage solution.

All pieces feature welded steel frame construction and formed channels

All Folio products come in a wide range of 60+ metal finish options to perfectly match and create a cohesive environment.

SCS Indoor Advantage Gold Certified.

Standard Includes

- Coat rod
- 1 fixed shelf
- Metal construction

Required to Specify

- Metal color (-XXXX) (see pp. 13–15 for swatches)

Part No.	Description	Dimensions	Base MSRP
A. Folio Wardrobe Storage			
ST.FO.WC.1S.361866	Folio Wardrobe Cabinet (66")	66"H x 36"W x 18"D	CALL
ST.FO.WC.1S.361877	Folio Wardrobe Cabinet (77")	77"H x 36"W x 18"D	CALL



MooreCo Folio Storage Tower

Storage has never been so flexible and so sleek.

Folio is a comprehensive line of storage and filing pieces for classrooms, offices, labs, archives, and more.

Mix and match lateral files, bookcases, storage cabinets, wardrobes, and more to create your perfect storage solution.

All pieces feature welded steel frame construction and formed channels

All Folio products come in a wide range of 60+ metal finish options to perfectly match and create a cohesive environment.

SCS Indoor Advantage Gold Certified.

Standard Includes

- Integrated door pulls
- Metal construction
- File file (.FF)
- Box box file (.BBF)
- Right hinge (.R) or left hinge (.L)

Required to Specify

- Metal color (-XXXX) (see pp. 13-15 for swatches)

Part No.	Description	Dimensions	Base MSRP
A. Folio Storage Tower - File File			
ST.FO.2D.FFR.152451	Folio Storage Tower (51") / File File / Right Hinge	51"H x 15"W x 24"D	CALL
ST.FO.2D.FFR.152456	Folio Storage Tower (56") / File File / Right Hinge	56"H x 15"W x 24"D	CALL
ST.FO.2D.FFR.152466	Folio Storage Tower (66") / File File / Right Hinge	66"H x 15"W x 24"D	CALL
ST.FO.2D.FFL.152451	Folio Storage Tower (51") / File File / Left Hinge	51"H x 15"W x 24"D	CALL
ST.FO.2D.FFL.152456	Folio Storage Tower (56") / File File / Left Hinge	56"H x 15"W x 24"D	CALL
ST.FO.2D.FFL.152466	Folio Storage Tower (66") / File File / Left Hinge	66"H x 15"W x 24"D	CALL
B. Folio Storage Tower - Box Box File			
ST.FO.2D.BBF.R.152451	Folio Storage Tower (51") / Box Box File / Right Hinge	51"H x 15"W x 24"D	CALL
ST.FO.2D.BBF.R.152456	Folio Storage Tower (56") / Box Box File / Right Hinge	56"H x 15"W x 24"D	CALL
ST.FO.2D.BBF.R.152466	Folio Storage Tower (66") / Box Box File / Right Hinge	66"H x 15"W x 24"D	CALL
ST.FO.2D.BBF.L.152451	Folio Storage Tower (51") / Box Box File / Left Hinge	51"H x 15"W x 24"D	CALL
ST.FO.2D.BBF.L.152456	Folio Storage Tower (56") / Box Box File / Left Hinge	56"H x 15"W x 24"D	CALL
ST.FO.2D.BBF.L.152466	Folio Storage Tower (66") / Box Box File / Left Hinge	66"H x 15"W x 24"D	CALL



MooreCo Folio Storage Tower + Bookcase

Storage has never been so flexible and so sleek.

Folio is a comprehensive line of storage and filing pieces for classrooms, offices, labs, archives, and more.

Mix and match lateral files, bookcases, storage cabinets, wardrobes, and more to create your perfect storage solution.

All pieces feature welded steel frame construction and formed channels

All Folio products come in a wide range of 60+ metal finish options to perfectly match and create a cohesive environment.

SCS Indoor Advantage Gold Certified.

Standard Includes

- Integrated door pulls
- Metal construction
- File file (.FF)
- Box box file (.BBF)
- Right bookcase (.R) or left bookcase (.L)

Required to Specify

- Metal color (-XXXX) (see pp. 13–15 for swatches)

Part No.	Description	Dimensions	Base MSRP
A. Folio Storage Tower + Bookcase - File File			
ST.FO.CB.2D.FFR.152451	Folio Storage Tower + Bookcase (51") / File File / Right Bookcase	51"H x 15"W x 24"D	CALL
ST.FO.CB.2D.FFR.152456	Folio Storage Tower + Bookcase (56") / File File / Right Bookcase	56"H x 15"W x 24"D	CALL
ST.FO.CB.2D.FFR.152466	Folio Storage Tower + Bookcase (66") / File File / Right Bookcase	66"H x 15"W x 24"D	CALL
ST.FO.CB.2D.FFL.152451	Folio Storage Tower + Bookcase (51") / File File / Left Bookcase	51"H x 15"W x 24"D	CALL
ST.FO.CB.2D.FFL.152456	Folio Storage Tower + Bookcase (56") / File File / Left Bookcase	56"H x 15"W x 24"D	CALL
ST.FO.CB.2D.FFL.152466	Folio Storage Tower + Bookcase (66") / File File / Left Bookcase	66"H x 15"W x 24"D	CALL
B. Folio Storage Tower + Bookcase - Box Box File			
ST.FO.CB.2D.BBFR.152451	Folio Storage Tower + Bookcase (51") / Box Box File / Right Bookcase	51"H x 15"W x 24"D	CALL
ST.FO.CB.2D.BBFR.152456	Folio Storage Tower + Bookcase (56") / Box Box File / Right Bookcase	56"H x 15"W x 24"D	CALL
ST.FO.CB.2D.BBFR.152466	Folio Storage Tower + Bookcase (66") / Box Box File / Right Bookcase	66"H x 15"W x 24"D	CALL
ST.FO.CB.2D.BBFL.152451	Folio Storage Tower + Bookcase (51") / Box Box File / Left Bookcase	51"H x 15"W x 24"D	CALL
ST.FO.CB.2D.BBFL.152456	Folio Storage Tower + Bookcase (56") / Box Box File / Left Bookcase	56"H x 15"W x 24"D	CALL
ST.FO.CB.2D.BBFL.152466	Folio Storage Tower + Bookcase (66") / Box Box File / Left Bookcase	66"H x 15"W x 24"D	CALL



MooreCo Folio Wardrobe Tower

Storage has never been so flexible and so sleek.

Folio is a comprehensive line of storage and filing pieces for classrooms, offices, labs, archives, and more.

Mix and match lateral files, bookcases, storage cabinets, wardrobes, and more to create your perfect storage solution.

All pieces feature welded steel frame construction and formed channels

All Folio products come in a wide range of 60+ metal finish options to perfectly match and create a cohesive environment.

SCS Indoor Advantage Gold Certified.

Standard Includes

- Integrated door pulls
- Metal construction
- File file (.FF)
- Box box file (.BBF)
- Right wardrobe (.R) or left wardrobe (.L)

Required to Specify

- Metal color (-XXXX) (see pp. 13-15 for swatches)

Part No.	Description	Dimensions	Base MSRP
A. Folio Wardrobe Tower - File File			
ST.FO.STW.2D.FFR.242451	Folio Wardrobe Tower (51") / File File / Right Wardrobe	51"H x 24"W x 24"D	CALL
ST.FO.STW.2D.FFR.242456	Folio Wardrobe Tower (56") / File File / Right Wardrobe	56"H x 24"W x 24"D	CALL
ST.FO.STW.2D.FFR.242466	Folio Wardrobe Tower (66") / File File / Right Wardrobe	66"H x 24"W x 24"D	CALL
ST.FO.STW.2D.FFL.242451	Folio Wardrobe Tower (51") / File File / Left Wardrobe	51"H x 24"W x 24"D	CALL
ST.FO.STW.2D.FFL.242456	Folio Wardrobe Tower (56") / File File / Left Wardrobe	56"H x 24"W x 24"D	CALL
ST.FO.STW.2D.FFL.242466	Folio Wardrobe Tower (66") / File File / Left Wardrobe	66"H x 24"W x 24"D	CALL
B. Folio Wardrobe Tower - Box Box File			
ST.FO.STW.2D.BBFR.242451	Folio Wardrobe Tower (51") / Box Box File / Right Wardrobe	51"H x 24"W x 24"D	CALL
ST.FO.STW.2D.BBFR.242456	Folio Wardrobe Tower (56") / Box Box File / Right Wardrobe	56"H x 24"W x 24"D	CALL
ST.FO.STW.2D.BBFR.242466	Folio Wardrobe Tower (66") / Box Box File / Right Wardrobe	66"H x 24"W x 24"D	CALL
ST.FO.STW.2D.BBFL.242451	Folio Wardrobe Tower (51") / Box Box File / Left Wardrobe	51"H x 24"W x 24"D	CALL
ST.FO.STW.2D.BBFL.242456	Folio Wardrobe Tower (56") / Box Box File / Left Wardrobe	56"H x 24"W x 24"D	CALL
ST.FO.STW.2D.BBFL.242466	Folio Wardrobe Tower (66") / Box Box File / Left Wardrobe	66"H x 24"W x 24"D	CALL



MooreCo Folio Wardrobe Tower + Bookcase

Storage has never been so flexible and so sleek.

Folio is a comprehensive line of storage and filing pieces for classrooms, offices, labs, archives, and more.

Mix and match lateral files, bookcases, storage cabinets, wardrobes, and more to create your perfect storage solution.

All pieces feature welded steel frame construction and formed channels

All Folio products come in a wide range of 60+ metal finish options to perfectly match and create a cohesive environment.

SCS Indoor Advantage Gold Certified.

Standard Includes

- Integrated door pulls
- Metal construction
- File file (.FF)
- Box box file (.BBF)
- Right wardrobe (.R) or left wardrobe (.L)

Required to Specify

- Metal color (-XXXX) (see pp. 13–15 for swatches)

Part No.	Description	Dimensions	Base MSRP
A. Folio Wardrobe Tower + Bookcase - File File			
ST.FO.CBW.STW.2D.FFR.242451	Folio Wardrobe Tower + Bookcase (51") / File File / Right Wardrobe	51"H x 24"W x 24"D	CALL
ST.FO.CBW.STW.2D.FFR.242456	Folio Wardrobe Tower + Bookcase (56") / File File / Right Wardrobe	56"H x 24"W x 24"D	CALL
ST.FO.CBW.STW.2D.FFR.242466	Folio Wardrobe Tower + Bookcase (66") / File File / Right Wardrobe	66"H x 24"W x 24"D	CALL
ST.FO.CBW.STW.2D.FFL.242451	Folio Wardrobe Tower + Bookcase (51") / File File / Left Wardrobe	51"H x 24"W x 24"D	CALL
ST.FO.CBW.STW.2D.FFL.242456	Folio Wardrobe Tower + Bookcase (56") / File File / Left Wardrobe	56"H x 24"W x 24"D	CALL
ST.FO.CBW.STW.2D.FFL.242466	Folio Wardrobe Tower + Bookcase (66") / File File / Left Wardrobe	66"H x 24"W x 24"D	CALL
B. Folio Wardrobe Tower + Bookcase - Box Box File			
ST.FO.CBW.STW.2D.BBF.R.242451	Folio Wardrobe Tower + Bookcase (51") / Box Box File / Right Wardrobe	51"H x 24"W x 24"D	CALL
ST.FO.CBW.STW.2D.BBF.R.242456	Folio Wardrobe Tower + Bookcase (56") / Box Box File / Right Wardrobe	56"H x 24"W x 24"D	CALL
ST.FO.CBW.STW.2D.BBF.R.242466	Folio Wardrobe Tower + Bookcase (66") / Box Box File / Right Wardrobe	66"H x 24"W x 24"D	CALL
ST.FO.CBW.STW.2D.BBF.L.242451	Folio Wardrobe Tower + Bookcase (51") / Box Box File / Left Wardrobe	51"H x 24"W x 24"D	CALL
ST.FO.CBW.STW.2D.BBF.L.242456	Folio Wardrobe Tower + Bookcase (56") / Box Box File / Left Wardrobe	56"H x 24"W x 24"D	CALL
ST.FO.CBW.STW.2D.BBF.L.242466	Folio Wardrobe Tower + Bookcase (66") / Box Box File / Left Wardrobe	66"H x 24"W x 24"D	CALL





Section V:
Compass Collection

Compass Makerspace Table (29"H)

Designed to accommodate sketching, experimenting, building, and other facets of the creative process, Compass Makerspace Tables make it easy to create an atmosphere where discovery can take place through hands-on learning.

Tables come standard with durable and scratch-resistant laminate tops, or you can upgrade to butcher block. Butcher block tops are made of solid maple hardwood, designed to withstand years of use in a variety of settings. Optional side panels and shelves complete the tables, providing storage for learning tools. Side panels include peg holes to keep tools handy and organized, leaving a clear tabletop for better use.

The side panels and laminate top edgeband colors come in all Hierarchy colors, allowing easy color-coding of zones or other spaces.

Compass Makerspace Tables are safe and suitable for students of all ages, with rounded-edge tops that reduce bumps and bruises. Tables are available in multiple heights and widths, allowing students to sit or stand while working.

Please note: Custom orders and whiteboard top option are subject to an upcharge and laminate availability. Please contact your sales representative for current availability and lead time information.

SCS Indoor Advantage Gold Certified.

Standard Includes

- Powder-coated steel base in platinum
- Dual-wheel high durability locking casters

Options

- 1-1/8" thick HPL top with T-mold edgeband, or 1-3/4" solid wood butcher block top
- Available in three heights (29", 36", or 42") in multiple rectangular sizes
- Customizable HPL (see pp. 7–10 for swatches)
- Customizable edgeband (see p. 11 for swatches)
- Side panels with peg board available in multiple colors (see p. 11 for swatches)
- Under table storage shelves available (must purchase side panels with shelves)

Part No.	Description	Dimensions	Ship Wt.	Base MSRP
A. Compass Makerspace Table (29"H) - Laminate Top				
91694-A-XXXX-XX	Compass Makerspace Table 6030 - Laminate Top (29 in)	29"H x 60"W x 30"D	134 lbs	\$1,172.45
91694-B-XXXX-XX	Compass Makerspace Table 7230 - Laminate Top (29 in)	29"H x 72"W x 30"D	147 lbs	\$1,133.75
91694-C-XXXX-XX	Compass Makerspace Table 6036 - Laminate Top (29 in)	29"H x 60"W x 36"D	147 lbs	\$1,272.35
91694-D-XXXX-XX	Compass Makerspace Table 7236 - Laminate Top (29 in)	29"H x 72"W x 36"D	163 lbs	\$1,275.12
91695-E-XXXX-XX	Compass Makerspace Table 3636 - Laminate Top (29 in)	29"H x 36"W x 36"D	105 lbs	\$1,038.33
B. Compass Makerspace Table (29"H) - Butcher Block Top				
91694-A-BUTCHER	Compass Makerspace Table 6030 - Butcher Block Top (29.6 in)	29.6"H x 60"W x 30"D	147 lbs	\$2,026.77
91694-B-BUTCHER	Compass Makerspace Table 7230 - Butcher Block Top (29.6 in)	29.6"H x 72"W x 30"D	163 lbs	\$2,282.50
91694-C-BUTCHER	Compass Makerspace Table 6036 - Butcher Block Top (29.6 in)	29.6"H x 60"W x 36"D	163 lbs	\$2,256.34
91694-D-BUTCHER	Compass Makerspace Table 7236 - Butcher Block Top (29.6 in)	29.6"H x 72"W x 36"D	182 lbs	\$2,518.06
91695-E-BUTCHER	Compass Makerspace Table 3636 - Butcher Block Top (29.6 in)	29.6"H x 36"W x 36"D	114 lbs	\$1,639.95



Shown with optional side panels and shelves

Compass Makerspace Table (36"H)

Designed to accommodate sketching, experimenting, building, and other facets of the creative process, Compass Makerspace Tables make it easy to create an atmosphere where discovery can take place through hands-on learning.

Tables come standard with durable and scratch-resistant laminate tops, or you can upgrade to butcher block. Butcher block tops are made of solid maple hardwood, designed to withstand years of use in a variety of settings. Optional side panels and shelves complete the tables, providing storage for learning tools. Side panels include peg holes to keep tools handy and organized, leaving a clear tabletop for better use.

The side panels and laminate top edgeband colors come in all Hierarchy colors, allowing easy color-coding of zones or other spaces.

Compass Makerspace Tables are safe and suitable for students of all ages, with rounded-edge tops that reduce bumps and bruises. Tables are available in multiple heights and widths, allowing students to sit or stand while working.

Please note: Custom orders and whiteboard top option are subject to an upcharge and laminate availability. Please contact your sales representative for current availability and lead time information.

SCS Indoor Advantage Gold Certified.

Standard Includes

- Powder-coated steel base in platinum
- Dual-wheel high durability locking casters

Options

- 1-1/8" thick HPL top with T-mold edgeband, or 1-3/4" solid wood butcher block top
- Available in three heights (29", 36", or 42") in multiple rectangular sizes
- Customizable HPL (see pp. 7–10 for swatches)
- Customizable edgeband (see p. 11 for swatches)
- Side panels with peg board available in multiple colors (see p. 11 for swatches)
- Under table storage shelves available (must purchase side panels with shelves)

Part No.	Description	Dimensions	Ship Wt.	Base MSRP
A. Compass Makerspace Table (36"H) - Laminate Top				
91715-A-XXXX-XX	Compass Makerspace Table 6030 - Laminate Top (36 in)	36"H x 60"W x 30"D	141 lbs	\$1,200.13
91715-B-XXXX-XX	Compass Makerspace Table 7230 - Laminate Top (36 in)	36"H x 72"W x 30"D	154 lbs	\$1,221.59
91715-C-XXXX-XX	Compass Makerspace Table 6036 - Laminate Top (36 in)	36"H x 60"W x 36"D	154 lbs	\$1,339.52
91715-D-XXXX-XX	Compass Makerspace Table 7236 - Laminate Top (36 in)	36"H x 72"W x 36"D	170 lbs	\$1,343.66
91714-E-XXXX-XX	Compass Makerspace Table 3636 - Laminate Top (36 in)	36"H x 36"W x 36"D	112 lbs	\$1,120.88
B. Compass Makerspace Table (36"H) - Butcher Block Top				
91715-A-BUTCHER	Compass Makerspace Table 6030 - Butcher Block Top (36.6 in)	36.6"H x 60"W x 30"D	154 lbs	\$2,071.67
91715-B-BUTCHER	Compass Makerspace Table 7230 - Butcher Block Top (36.6 in)	36.6"H x 72"W x 30"D	170 lbs	\$2,327.40
91715-C-BUTCHER	Compass Makerspace Table 6036 - Butcher Block Top (36.6 in)	36.6"H x 60"W x 36"D	170 lbs	\$2,301.24
91715-D-BUTCHER	Compass Makerspace Table 7236 - Butcher Block Top (36.6 in)	36.6"H x 72"W x 36"D	189 lbs	\$2,562.95
91714-E-BUTCHER	Compass Makerspace Table 3636 - Butcher Block Top (36.6 in)	36.6"H x 36"W x 36"D	121 lbs	\$1,722.50



Shown with optional side panels and shelves

Compass Makerspace Table (42"H)

Designed to accommodate sketching, experimenting, building, and other facets of the creative process, Compass Makerspace Tables make it easy to create an atmosphere where discovery can take place through hands-on learning.

Tables come standard with durable and scratch-resistant laminate tops, or you can upgrade to butcher block. Butcher block tops are made of solid maple hardwood, designed to withstand years of use in a variety of settings. Optional side panels and shelves complete the tables, providing storage for learning tools. Side panels include peg holes to keep tools handy and organized, leaving a clear tabletop for better use.

The side panels and laminate top edgeband colors come in all Hierarchy colors, allowing easy color-coding of zones or other spaces.

Compass Makerspace Tables are safe and suitable for students of all ages, with rounded-edge tops that reduce bumps and bruises. Tables are available in multiple heights and widths, allowing students to sit or stand while working.

Please note: Custom orders and whiteboard top option are subject to an upcharge and laminate availability. Please contact your sales representative for current availability and lead time information.

SCS Indoor Advantage Gold Certified.

Standard Includes

- Powder-coated steel base in platinum
- Dual-wheel high durability locking casters

Options

- 1-1/8" thick HPL top with T-mold edgeband, or 1-3/4" solid wood butcher block top
- Available in three heights (29", 36", or 42") in multiple rectangular sizes
- Customizable HPL (see pp. 7–10 for swatches)
- Customizable edgeband (see p. 11 for swatches)
- Side panels with peg board available in multiple colors (see p. 11 for swatches)
- Under table storage shelves available (must purchase side panels with shelves)

Part No.	Description	Dimensions	Ship Wt.	Base MSRP
A. Compass Makerspace Table (42"H) - Laminate Top				
91696-A-XXXX-XX	Compass Makerspace Table 6030 - Laminate Top (42 in)	42"H x 60"W x 30"D	149 lbs	\$1,258.08
91696-B-XXXX-XX	Compass Makerspace Table 7230 - Laminate Top (42 in)	42"H x 72"W x 30"D	162 lbs	\$1,300.18
91696-C-XXXX-XX	Compass Makerspace Table 6036 - Laminate Top (42 in)	42"H x 60"W x 36"D	162 lbs	\$1,397.47
91696-D-XXXX-XX	Compass Makerspace Table 7236 - Laminate Top (42 in)	42"H x 72"W x 36"D	178 lbs	\$1,401.62
91697-E-XXXX-XX	Compass Makerspace Table 3636 - Laminate Top (42 in)	42"H x 36"W x 36"D	120 lbs	\$1,183.33
B. Compass Makerspace Table (42"H) - Butcher Block Top				
91696-A-BUTCHER	Compass Makerspace Table 6030 - Butcher Block Top (42.6 in)	42.6"H x 60"W x 30"D	162 lbs	\$2,129.62
91696-B-BUTCHER	Compass Makerspace Table 7230 - Butcher Block Top (42.6 in)	42.6"H x 72"W x 30"D	178 lbs	\$2,385.35
91696-C-BUTCHER	Compass Makerspace Table 6036 - Butcher Block Top (42.6 in)	42.6"H x 60"W x 36"D	178 lbs	\$2,359.19
91696-D-BUTCHER	Compass Makerspace Table 7236 - Butcher Block Top (42.6 in)	42.6"H x 72"W x 36"D	197 lbs	\$2,620.88
91697-E-BUTCHER	Compass Makerspace Table 3636 - Butcher Block Top (42.6 in)	42.6"H x 36"W x 36"D	129 lbs	\$1,784.95



Shown with optional side panels and shelves

Compass Makerspace Table Accessories

Designed to accommodate sketching, experimenting, building, and other facets of the creative process, Compass Makerspace Tables make it easy to create an atmosphere where discovery can take place through hands-on learning.

Optional side panels and shelves complete the tables, providing storage for learning tools. Side panels include peg holes to keep tools handy and organized, leaving a clear tabletop for better use.

The side panels and laminate top edgeband colors come in all Hierarchy colors, allowing easy color-coding of zones or other spaces.

SCS Indoor Advantage Gold Certified.

Part No.	Description	Dimensions	Ship Wt.	Base MSRP
A. Compass Makerspace Table Accessories				
52990-XXXX	Compass Makerspace Table Side Panels (set of 2)	19"H x 21.7"W x 1.5"D	18 lbs	\$211.74
91698	Compass Makerspace Table Shelves - 36" Table (set of 2)	1.9"H x 29"W x 9"D	25 lbs	\$166.99
91699	Compass Makerspace Table Shelves - 60" or 72" Table (set of 2)	1.9"H x 58.2"W x 9"D	46 lbs	\$309.37



Compass Mobile Teacher Workstation

Ideal for the teacher who gets hands-on with students in makerspaces or other learning labs, the Compass Teacher Desk and Workstation line is designed to be used on-the-go, with stylish and functional customization options.

Available in multiple top shapes, sizes, and base options to best suit your instruction style and classroom needs. Top is available in all standard laminate finishes as well as durable solid wood butcher block (on certain models only, available at an upcharge).

Base features your choice of legs and cabinet options, available with drawers, cubbies, and shelves for a wide variety of storage options.

Standard cabinet side panels and handles available in all Hierarchy colors. Or choose a functional peg side panel available in cool gray.

Please note: Compass Teacher Desk requires specific parts to create each configuration as the customization options are extensive. Please contact your sales representative for assistance when ordering.

Please note: Custom orders and whiteboard top option are subject to an upcharge and laminate availability. Please contact your sales representative for current availability and lead time information.

SCS Indoor Advantage Gold Certified.

Options

- Available in sitting (29"H) or standing (42"H) models
- 1-1/8" thick HPL top with T-mold edgeband, or 1-3/4" solid wood butcher block top
- Customizable HPL (see pp. 7-10 for swatches)
- Customizable edgeband (see p. 11 for swatches)
- Available with single or double cabinet base
- Cabinet storage options include locking door, shelf storage, or drawer storage in various configurations
- Cabinet side panels available in multiple colors (see p. 11 for swatches)
- Cabinet side panels with peg board available in cool gray
- Available with standing height workstation base including locking storage cabinet and locking storage drawer
- Compass Teacher Desk requires specific parts to create each configuration as the customization options are extensive. Please contact your sales representative for assistance when ordering.

Part No.	Description	Required To Order	Dimensions	Ship Wt.	Base MSRP
A. Compass Mobile Teacher Workstation					
49100-XXXX-XX	Mobile Teacher Workstation (4830) - 42"H	Requires Mini H2 Cabinet + Z Riser	42"H x 48"W x 30"D	TBD	CALL
49101-XXXX-XX	Mobile Teacher Workstation (6030) - 42"H	Requires Mini H2 Cabinet + Z Riser	42"H x 60"W x 30"D	TBD	CALL
49102-XXXX-XX	Mobile Teacher Workstation (7230) - 42"H	Requires Mini H2 Cabinet + Z Riser	42"H x 72"W x 30"D	TBD	CALL



Compass Teacher Desk - Single Cabinet

Ideal for the teacher who gets hands-on with students in makerspaces or other learning labs, the Compass Teacher Desk and Workstation line is designed to be used on-the-go, with stylish and functional customization options.

Available in multiple top shapes, sizes, and base options to best suit your instruction style and classroom needs. Top is available in all standard laminate finishes as well as durable solid wood butcher block (on certain models only, available at an upcharge).

Base features your choice of legs and cabinet options, available with drawers, cubbies, and shelves for a wide variety of storage options.

Standard cabinet side panels and handles available in all Hierarchy colors. Or choose a functional peg side panel available in cool gray.

Please note: Compass Teacher Desk requires specific parts to create each configuration as the customization options are extensive. Please contact your sales representative for assistance when ordering.

Please note: Custom orders and whiteboard top option are subject to an upcharge and laminate availability. Please contact your sales representative for current availability and lead time information.

SCS Indoor Advantage Gold Certified.

Options

- Available in sitting (29"H) or standing (42"H) models
- 1-1/8" thick HPL top with T-mold edgeband, or 1-3/4" solid wood butcher block top
- Customizable HPL (see pp. 7-10 for swatches)
- Customizable edgeband (see p. 11 for swatches)
- Available with single or double cabinet base
- Cabinet storage options include locking door, shelf storage, or drawer storage in various configurations
- Cabinet side panels available in multiple colors (see p. 11 for swatches)
- Cabinet side panels with peg board available in cool gray
- Available with standing height workstation base including locking storage cabinet and locking storage drawer
- Compass Teacher Desk requires specific parts to create each configuration as the customization options are extensive. Please contact your sales representative for assistance when ordering.

Part No.	Description	Required To Order	Dimensions	Ship Wt.	Base MSRP
A. Compass Teacher Desk - Single Cabinet (Laminate Top)					
49103-XXXXXX	Single Cabinet Teacher Desk (6024) - 29"H	Requires Mini H1 Cabinet + Z Riser	29"H x 60"W x 24"D	TBD	CALL
49104-XXXXXX	Single Cabinet Teacher Desk (7224) - 29"H	Requires Mini H1 Cabinet + Z Riser	29"H x 72"W x 24"D	TBD	CALL
49105-XXXXXX	Single Cabinet Teacher Desk (6024) - 42"H	Requires Mini H2 Cabinet + Z Riser	42"H x 60"W x 24"D	TBD	CALL
49106-XXXXXX	Single Cabinet Teacher Desk (7224) - 42"H	Requires Mini H2 Cabinet + Z Riser	42"H x 72"W x 24"D	TBD	CALL
B. Compass Teacher Desk - Single Cabinet (Butcher Block Top)					
41903-BUTCHER	Single Cabinet Teacher Desk (6024) Butcher Block - 29"H	Requires Mini H1 Cabinet + Z Riser	29"H x 60"W x 24"D	TBD	CALL
41905-BUTCHER	Single Cabinet Teacher Desk (6024) Butcher Block - 42"H	Requires Mini H2 Cabinet + Z Riser	42"H x 60"W x 24"D	TBD	CALL



Compass Teacher Desk - Double Cabinet

Ideal for the teacher who gets hands-on with students in makerspaces or other learning labs, the Compass Teacher Desk and Workstation line is designed to be used on-the-go, with stylish and functional customization options.

Available in multiple top shapes, sizes, and base options to best suit your instruction style and classroom needs. Top is available in all standard laminate finishes as well as durable solid wood butcher block (on certain models only, available at an upcharge).

Base features your choice of legs and cabinet options, available with drawers, cubbies, and shelves for a wide variety of storage options.

Standard cabinet side panels and handles available in all Hierarchy colors. Or choose a functional peg side panel available in cool gray.

Please note: Compass Teacher Desk requires specific parts to create each configuration as the customization options are extensive. Please contact your sales representative for assistance when ordering.

Please note: Custom orders and whiteboard top option are subject to an upcharge and laminate availability. Please contact your sales representative for current availability and lead time information.

SCS Indoor Advantage Gold Certified.

Options

- Available in sitting (29"H) or standing (42"H) models
- 1-1/8" thick HPL top with T-mold edgeband, or 1-3/4" solid wood butcher block top
- Customizable HPL (see pp. 7–10 for swatches)
- Customizable edgeband (see p. 11 for swatches)
- Available with single or double cabinet base
- Cabinet storage options include locking door, shelf storage, or drawer storage in various configurations
- Cabinet side panels available in multiple colors (see p. 11 for swatches)
- Cabinet side panels with peg board available in cool gray
- Available with standing height workstation base including locking storage cabinet and locking storage drawer
- Compass Teacher Desk requires specific parts to create each configuration as the customization options are extensive. Please contact your sales representative for assistance when ordering.

Part No.	Description	Required To Order	Dimensions	Ship Wt.	Base MSRP
A. Compass Teacher Desk - Double Cabinet (Laminate Top)					
49107-XXXX-XX	Double Cabinet Teacher Desk (6024)	Requires 2 Mini H1 or 2 Mini H2 Cabinets + Z Riser	60"W x 24"D	TBD	CALL
49108-XXXX-XX	Double Cabinet Teacher Desk (7224)	Requires 2 Mini H1 or 2 Mini H2 Cabinets + Z Riser	72"W x 24"D	TBD	CALL
B. Compass Teacher Desk - Single Cabinet (Butcher Block Top)					
49107-BUTCHER	Double Cabinet Teacher Desk (6024) Butcher Block	Requires 2 Mini H1 or 2 Mini H2 Cabinets + Z Riser	60"W x 24"D	TBD	CALL



Compass Teacher Workstation - Single Cabinet

Ideal for the teacher who gets hands-on with students in makerspaces or other learning labs, the Compass Teacher Desk and Workstation line is designed to be used on-the-go, with stylish and functional customization options.

Available in multiple top shapes, sizes, and base options to best suit your instruction style and classroom needs. Top is available in all standard laminate finishes as well as durable solid wood butcher block (on certain models only, available at an upcharge).

Base features your choice of legs and cabinet options, available with drawers, cubbies, and shelves for a wide variety of storage options.

Standard cabinet side panels and handles available in all Hierarchy colors. Or choose a functional peg side panel available in cool gray.

Please note: Compass Teacher Desk requires specific parts to create each configuration as the customization options are extensive. Please contact your sales representative for assistance when ordering.

Please note: Custom orders and whiteboard top option are subject to an upcharge and laminate availability. Please contact your sales representative for current availability and lead time information.

SCS Indoor Advantage Gold Certified.

Options

- Available in sitting (29"H) or standing (42"H) models
- 1-1/8" thick HPL top with T-mold edgeband, or 1-3/4" solid wood butcher block top
- Customizable HPL (see pp. 7–10 for swatches)
- Customizable edgeband (see p. 11 for swatches)
- Available with single or double cabinet base
- Cabinet storage options include locking door, shelf storage, or drawer storage in various configurations
- Cabinet side panels available in multiple colors (see p. 11 for swatches)
- Cabinet side panels with peg board available in cool gray
- Available with standing height workstation base including locking storage cabinet and locking storage drawer
- Compass Teacher Desk requires specific parts to create each configuration as the customization options are extensive. Please contact your sales representative for assistance when ordering.

Part No.	Description	Required To Order	Dimensions	Ship Wt.	Base MSRP
A. Compass Teacher Workstation - Single Cabinet (Laminate Top)					
49109-XXXXXX	Single Cabinet Workstation (6036) – 29"H	Requires Midi H1 Cabinet + Z Riser	29"H x 60"W x 36"D	TBD	CALL
49110-XXXXXX	Single Cabinet Workstation (7236) – 29"H	Requires Midi H1 Cabinet + Z Riser	29"H x 72"W x 36"D	TBD	CALL
49111-XXXXXX	Single Cabinet Workstation (6036) – 42"H	Requires Midi H1 Cabinet + Z Riser	42"H x 60"W x 36"D	TBD	CALL
49112-XXXXXX	Single Cabinet Workstation (7236) – 42"H	Requires Midi H1 Cabinet + Z Riser	42"H x 72"W x 36"D	TBD	CALL
B. Compass Teacher Workstation - Single Cabinet (Butcher Block Top)					
49109-BUTCHER	Single Cabinet Workstation (6036) Butcher Block – 29"H	Requires Midi H1 Cabinet + Z Riser	29"H x 60"W x 36"D	TBD	CALL
49111-BUTCHER	Single Cabinet Workstation (6036) Butcher Block – 42"H	Requires Midi H1 Cabinet + Z Riser	42"H x 60"W x 36"D	TBD	CALL
49112-BUTCHER	Single Cabinet Workstation (7236) Butcher Block – 42"H	Requires Midi H1 Cabinet + Z Riser	42"H x 72"W x 36"D	TBD	CALL

Compass Teacher Workstation - Double Cabinet

Ideal for the teacher who gets hands-on with students in makerspaces or other learning labs, the Compass Teacher Desk and Workstation line is designed to be used on-the-go, with stylish and functional customization options.

Available in multiple top shapes, sizes, and base options to best suit your instruction style and classroom needs. Top is available in all standard laminate finishes as well as durable solid wood butcher block (on certain models only, available at an upcharge).

Base features your choice of legs and cabinet options, available with drawers, cubbies, and shelves for a wide variety of storage options.

Standard cabinet side panels and handles available in all Hierarchy colors. Or choose a functional peg side panel available in cool gray.

Please note: Compass Teacher Desk requires specific parts to create each configuration as the customization options are extensive. Please contact your sales representative for assistance when ordering.

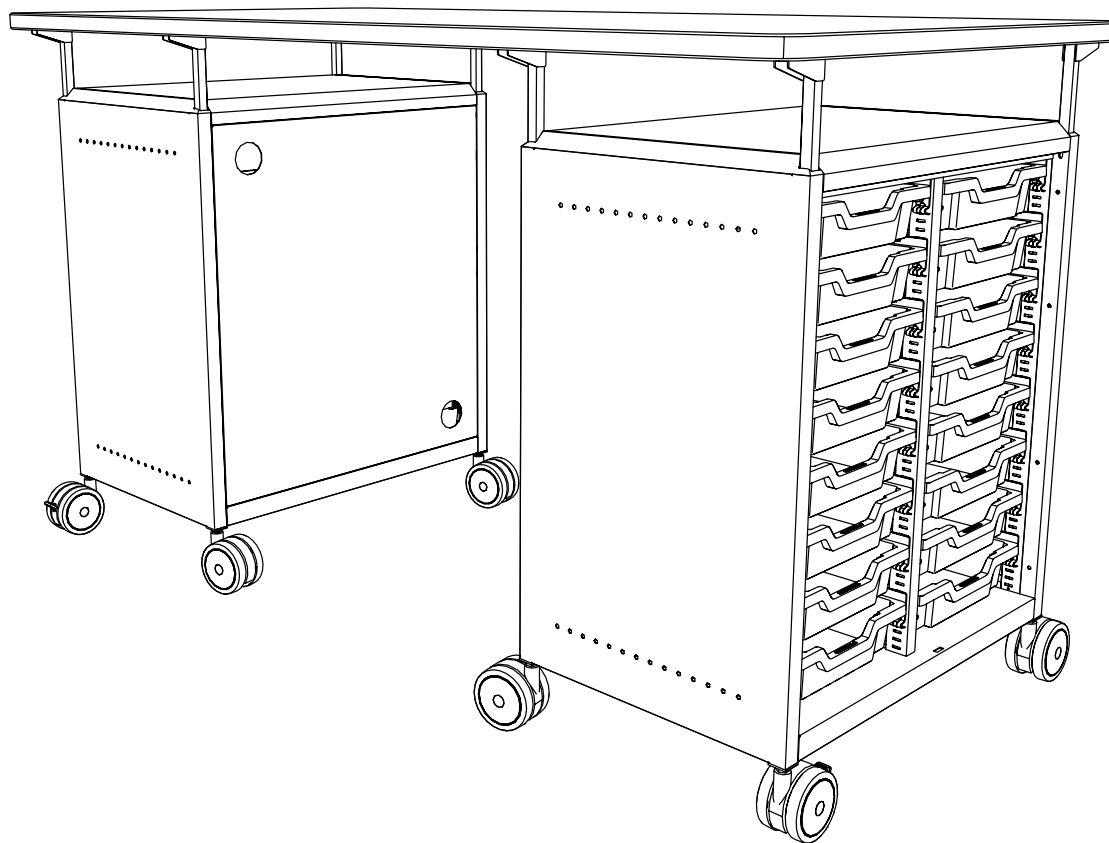
Please note: Custom orders and whiteboard top option are subject to an upcharge and laminate availability. Please contact your sales representative for current availability and lead time information.

SCS Indoor Advantage Gold Certified.

Options

- Available in sitting (29"H) or standing (42"H) models
- 1-1/8" thick HPL top with T-mold edgeband, or 1-3/4" solid wood butcher block top
- Customizable HPL (see pp. 7-10 for swatches)
- Customizable edgeband (see p. 11 for swatches)
- Available with single or double cabinet base
- Cabinet storage options include locking door, shelf storage, or drawer storage in various configurations
- Cabinet side panels available in multiple colors (see p. 11 for swatches)
- Cabinet side panels with peg board available in cool gray
- Available with standing height workstation base including locking storage cabinet and locking storage drawer
- Compass Teacher Desk requires specific parts to create each configuration as the customization options are extensive. Please contact your sales representative for assistance when ordering.

Part No.	Description	Required To Order	Dimensions	Ship Wt.	Base MSRP
A. Compass Teacher Workstation - Double Cabinet (Laminate Top)					
49113-XXXXXX	Double Cabinet Workstation (6036)	Requires 2 Midi H1 or 2 Midi H2 Cabinets + Z Riser	60"W x 36"D	TBD	CALL
49114-XXXXXX	Double Cabinet Workstation (7236)	Requires 2 Midi H1 or 2 Midi H2 Cabinets + Z Riser	72"W x 36"D	TBD	CALL
B. Compass Teacher Workstation - Double Cabinet (Butcher Block Top)					
49113-BUTCHER	Double Cabinet Workstation (6036) Butcher Block	Requires 2 Midi H1 or 2 Midi H2 Cabinets + Z Riser	60"W x 36"D	TBD	CALL
49114-BUTCHER	Double Cabinet Workstation (7236) Butcher Block	Requires 2 Midi H1 or 2 Midi H2 Cabinets + Z Riser	72"W x 36"D	TBD	CALL



Compass Cabinets

We created a series of cabinets with teachers and students in mind, allowing for space, movement, ample storage, and adaptability. Available in nine base sizes, the Compass cabinets are light and mobile, making them ideal for active teaching. Add handles to quickly and smoothly move materials throughout the entire classroom.

Easily create custom filing stations, work tables, or teacher desk spaces with these durable cabinets, reinforced with braces for structural stability. Fill your cabinets with shelves, cubbies, or plastic totes to suit your lesson plans and curriculum. Side panels and optional handles match our Hierarchy family of colors, encouraging creativity, play, and school spirit.

Optional add-ons include peg side panels, Ogee double-sided whiteboard tops, TV mounts, laminate or butcher block tabletops, wardrobe hooks, porcelain steel whiteboard backs, and more. Crafted with durable and easy-to-clean steel, these cabinets will last years, simplifying daily activity for teachers while keeping students engaged.

Please note: Custom orders and whiteboard top option are subject to an upcharge and laminate availability. Please contact your sales representative for current availability and lead time information.

SCS Indoor Advantage Gold Certified.

Standard Includes

- Side panels made with 18-gauge powder coated steel reinforced with two 20-gauge 25mm square steel tubes
- Dual-wheel high durability 100mm casters (two locking) constructed from a reinforced plastic body with non-marking gray polyurethane wheels

Options

- Available with open storage or locking doors
- Available with standard platinum steel or porcelain whiteboard back panel
- Side panels with two rows of 14 peg holes (available in multiple colors)
- Side panels fully perforated for peg storage (available in Cool Gray only)
- Top options include handles (in all colors), laminate table top, butcher block table top, Ogee whiteboard easel top, TV mount top, and lectern top (see line lists for availability)
- Customizable HPL on laminate and lectern top options (see pp. 7–10 for swatches)
- Customizable edgeband on laminate and lectern top options (see p. 11 for swatches)
- Glides available
- Interior filling options include shelves, sliding totes available in three sizes, cubbies, and combinations (see line lists for availability)
- Custom options available (call for information on customization)



A. Compass Mini H1 304–306



A. Compass Mini H2 307–317



A. Compass Mini H3 318–325



A. Compass Midi H1 326–330



A. Compass Midi H2 331–346



A. Compass Midi H3 347–354



A. Compass Maxi H1 355–361



A. Compass Maxi H2 362–385



A. Compass Maxi H3 386–409

Compass Cabinets: Mini H1



Key	Part No.	Size	Dimensions	Back Panel	Side Panel	Doors	Interior Filling	Casters	Top	Base MSRP
A.	A1A2X4C1X0	Mini H1	25.9"H x 14.8"W x 19.2"D	Standard	Peg	Right	(3) 3" Totes + (1) 6" Tote	Y		\$1,219.32
B.	A1A2X4C1F0	Mini H1	28.4"H x 14.8"W x 19.2"D	Standard	Peg	Right	(3) 3" Totes + (1) 6" Tote	Y	Handles	\$1,292.09
C.	A1A2X4C1D0-XXXX-XX	Mini H1	31.9"H x 24"W x 20"D	Standard	Peg	Right	(3) 3" Totes + (1) 6" Tote	Y	Laminate	\$1,552.82
D.	A1A2X4A1X0	Mini H1	25.9"H x 14.8"W x 19.2"D	Standard	Peg	Right	(5) 3" Totes	Y		\$1,255.71
E.	A1A2X4A1F0	Mini H1	28.4"H x 14.8"W x 19.2"D	Standard	Peg	Right	(5) 3" Totes	Y	Handles	\$1,328.47
F.	A1A2X4A1D0-XXXX-XX	Mini H1	31.9"H x 24"W x 20"D	Standard	Peg	Right	(5) 3" Totes	Y	Laminate	\$1,589.21
G.	A1A2X4D1X0	Mini H1	25.9"H x 14.8"W x 19.2"D	Standard	Peg	Right	Shelves	Y		\$931.61
H.	A1A2X4D1F0	Mini H1	28.4"H x 14.8"W x 19.2"D	Standard	Peg	Right	Shelves	Y	Handles	\$1,004.38
I.	A1A2X4D1D0-XXXX-XX	Mini H1	31.9"H x 24"W x 20"D	Standard	Peg	Right	Shelves	Y	Laminate	\$1,265.11
J.	A1A2X1C1X0	Mini H1	25.9"H x 14.8"W x 19.2"D	Standard	Peg		(3) 3" Totes + (1) 6" Tote	Y		\$1,115.19
K.	A1A2X1C1F0	Mini H1	28.4"H x 14.8"W x 19.2"D	Standard	Peg		(3) 3" Totes + (1) 6" Tote	Y	Handles	\$1,187.96
L.	A1A2X1C1D0-XXXX-XX	Mini H1	31.9"H x 24"W x 20"D	Standard	Peg		(3) 3" Totes + (1) 6" Tote	Y	Laminate	\$1,448.71

Compass Cabinets: Mini H1



Key	Part No.	Size	Dimensions	Back Panel	Side Panel	Doors	Interior Filling	Casters	Top	Base MSRP
A.	A1A2X1A1X0	Mini H1	25.9"H x 14.8"W x 19.2"D	Standard	Peg		(5) 3" Totes	Y		\$1,151.58
B.	A1A2X1A1F0	Mini H1	28.4"H x 14.8"W x 19.2"D	Standard	Peg		(5) 3" Totes	Y	Handles	\$1,224.34
C.	A1A2X1A1D0-XXXX-XX	Mini H1	31.9"H x 24"W x 20"D	Standard	Peg		(5) 3" Totes	Y	Laminate	\$1,485.09
D.	A1A2X1D1X0	Mini H1	25.9"H x 14.8"W x 19.2"D	Standard	Peg		Shelves	Y		\$837.90
E.	A1A2X1D1F0	Mini H1	28.4"H x 14.8"W x 19.2"D	Standard	Peg		Shelves	Y	Handles	\$910.67
F.	A1A2X1D1D0-XXXX-XX	Mini H1	31.9"H x 24"W x 20"D	Standard	Peg		Shelves	Y	Laminate	\$1,171.41
G.	A1A1X4C1X0	Mini H1	25.9"H x 14.8"W x 19.2"D	Standard	Standard	Right	(3) 3" Totes + (1) 6" Tote	Y		\$1,037.41
H.	A1A1X4C1F0	Mini H1	28.4"H x 14.8"W x 19.2"D	Standard	Standard	Right	(3) 3" Totes + (1) 6" Tote	Y	Handles	\$1,110.18
I.	A1A1X4C1D0-XXXX-XX	Mini H1	31.9"H x 24"W x 20"D	Standard	Standard	Right	(3) 3" Totes + (1) 6" Tote	Y	Laminate	\$1,370.91
J.	A1A1X4A1X0	Mini H1	25.9"H x 14.8"W x 19.2"D	Standard	Standard	Right	(5) 3" Totes	Y		\$1,073.79
K.	A1A1X4A1F0	Mini H1	28.4"H x 14.8"W x 19.2"D	Standard	Standard	Right	(5) 3" Totes	Y	Handles	\$1,146.56
L.	A1A1X4A1D0-XXXX-XX	Mini H1	31.9"H x 24"W x 20"D	Standard	Standard	Right	(5) 3" Totes	Y	Laminate	\$1,407.29

Compass Cabinets: Mini H1



Key	Part No.	Size	Dimensions	Back Panel	Side Panel	Doors	Interior Filling	Casters	Top	Base MSRP
A.	A1A1X4D1X0	Mini H1	25.9"H x 14.8"W x 19.2"D	Standard	Standard	Right	Shelves	Y		\$749.70
B.	A1A1X4D1F0	Mini H1	28.4"H x 14.8"W x 19.2"D	Standard	Standard	Right	Shelves	Y	Handles	\$822.47
C.	A1A1X4D1D0-XXXX-XX	Mini H1	31.9"H x 24"W x 20"D	Standard	Standard	Right	Shelves	Y	Laminate	\$1,083.20
D.	A1A1X1C1X0	Mini H1	25.9"H x 14.8"W x 19.2"D	Standard	Standard		(3) 3" Totes + (1) 6" Tote	Y		\$933.28
E.	A1A1X1C1F0	Mini H1	28.4"H x 14.8"W x 19.2"D	Standard	Standard		(3) 3" Totes + (1) 6" Tote	Y	Handles	\$1,006.05
F.	A1A1X1C1D0-XXXX-XX	Mini H1	31.9"H x 24"W x 20"D	Standard	Standard		(3) 3" Totes + (1) 6" Tote	Y	Laminate	\$1,266.79
G.	A1A1X1A1X0	Mini H1	25.9"H x 14.8"W x 19.2"D	Standard	Standard		(5) 3" Totes	Y		\$969.66
H.	A1A1X1A1F0	Mini H1	28.4"H x 14.8"W x 19.2"D	Standard	Standard		(5) 3" Totes	Y	Handles	\$1,042.43
I.	A1A1X1A1D0-XXXX-XX	Mini H1	31.9"H x 24"W x 20"D	Standard	Standard		(5) 3" Totes	Y	Laminate	\$1,303.18
J.	A1A1X1D1X0	Mini H1	25.9"H x 14.8"W x 19.2"D	Standard	Standard		Shelves	Y		\$655.99
K.	A1A1X1D1F0	Mini H1	28.4"H x 14.8"W x 19.2"D	Standard	Standard		Shelves	Y	Handles	\$728.75
L.	A1A1X1D1D0-XXXX-XX	Mini H1	31.9"H x 24"W x 20"D	Standard	Standard		Shelves	Y	Laminate	\$989.50

Compass Cabinets: Mini H2



Key	Part No.	Size	Dimensions	Back Panel	Side Panel	Doors	Interior Filling	Casters	Top	Base MSRP
A.	B1A2X4C1X0	Mini H2	36.1"H x 14.8"W x 19.2"D	Standard	Peg	Right	(4) 3" Totes + (2) 6" Totes	Y		\$1,592.44
B.	B1A2X4C1F0	Mini H2	38.6"H x 14.8"W x 19.2"D	Standard	Peg	Right	(4) 3" Totes + (2) 6" Totes	Y	Handles	\$1,665.21
C.	B1A2X4C1D0-XXXX-XX	Mini H2	42.1"H x 24"W x 20"D	Standard	Peg	Right	(4) 3" Totes + (2) 6" Totes	Y	Laminate	\$1,925.95
D.	B1A2X4C1E0-XXXX-XX	Mini H2	43.7"H x 14.8"W x 22"D	Standard	Peg	Right	(4) 3" Totes + (2) 6" Totes	Y	Lectern	\$1,956.27
E.	B1A2X4B1X0	Mini H2	36.1"H x 14.8"W x 19.2"D	Standard	Peg	Right	(4) 6" Totes	Y		\$1,525.74
F.	B1A2X4B1F0	Mini H2	38.6"H x 14.8"W x 19.2"D	Standard	Peg	Right	(4) 6" Totes	Y	Handles	\$1,598.51
G.	B1A2X4B1D0-XXXX-XX	Mini H2	42.1"H x 24"W x 20"D	Standard	Peg	Right	(4) 6" Totes	Y	Laminate	\$1,859.25
H.	B1A2X4B1E0-XXXX-XX	Mini H2	43.7"H x 14.8"W x 22"D	Standard	Peg	Right	(4) 6" Totes	Y	Lectern	\$1,889.57
I.	B1A2X4A1X0	Mini H2	36.1"H x 14.8"W x 19.2"D	Standard	Peg	Right	(8) 3" Totes	Y		\$1,671.27
J.	B1A2X4A1F0	Mini H2	38.6"H x 14.8"W x 19.2"D	Standard	Peg	Right	(8) 3" Totes	Y	Handles	\$1,744.04
K.	B1A2X4A1D0-XXXX-XX	Mini H2	42.1"H x 24"W x 20"D	Standard	Peg	Right	(8) 3" Totes	Y	Laminate	\$2,004.78
L.	B1A2X4A1E0-XXXX-XX	Mini H2	43.7"H x 24"W x 20"D	Standard	Peg	Right	(8) 3" Totes	Y	Lectern	\$2,035.10

Compass Cabinets: Mini H2



Key	Part No.	Size	Dimensions	Back Panel	Side Panel	Doors	Interior Filling	Casters	Top	Base MSRP
A.	B1A2X4D1X0	Mini H2	36.1"H x 14.8"W x 22"D	Standard	Peg	Right	Shelves	Y		\$1,176.69
B.	B1A2X4D1F0	Mini H2	38.6"H x 14.8"W x 19.2"D	Standard	Peg	Right	Shelves	Y	Handles	\$1,249.46
C.	B1A2X4D1D0-XXXX-XX	Mini H2	42.1"H x 24"W x 20"D	Standard	Peg	Right	Shelves	Y	Laminate	\$1,510.19
D.	B1A2X4D1E0-XXXX-XX	Mini H2	43.7"H x 14.8"W x 22"D	Standard	Peg	Right	Shelves	Y	Lectern	\$1,540.52
E.	B1A2X1C1X0	Mini H2	36.1"H x 14.8"W x 19.2"D	Standard	Peg		(4) 3" Totes + (2) 6" Totes	Y		\$1,447.97
F.	B1A2X1C1F0	Mini H2	38.6"H x 14.8"W x 19.2"D	Standard	Peg		(4) 3" Totes + (2) 6" Totes	Y	Handles	\$1,520.74
G.	B1A2X1C1D0-XXXX-XX	Mini H2	42.1"H x 24"W x 20"D	Standard	Peg		(4) 3" Totes + (2) 6" Totes	Y	Laminate	\$1,781.48
H.	B1A2X1C1E0-XXXX-XX	Mini H2	43.7"H x 14.8"W x 22"D	Standard	Peg		(4) 3" Totes + (2) 6" Totes	Y	Lectern	\$1,811.80
I.	B1A2X1B1X0	Mini H2	36.1"H x 14.8"W x 19.2"D	Standard	Peg		(4) 6" Totes	Y		\$1,381.28
J.	B1A2X1B1F0	Mini H2	38.6"H x 14.8"W x 19.2"D	Standard	Peg		(4) 6" Totes	Y	Handles	\$1,454.04
K.	B1A2X1B1D0-XXXX-XX	Mini H2	42.1"H x 24"W x 20"D	Standard	Peg		(4) 6" Totes	Y	Laminate	\$1,714.78
L.	B1A2X1B1E0-XXXX-XX	Mini H2	43.7"H x 14.8"W x 22"D	Standard	Peg		(4) 6" Totes	Y	Lectern	\$1,745.10

Compass Cabinets: Mini H2



Key	Part No.	Size	Dimensions	Back Panel	Side Panel	Doors	Interior Filling	Casters	Top	Base MSRP
A.	B1A2X1A1X0	Mini H2	36.1"H x 14.8"W x 19.2"D	Standard	Peg		(8) 3" Totes	Y		\$1,526.81
B.	B1A2X1A1F0	Mini H2	38.6"H x 14.8"W x 19.2"D	Standard	Peg		(8) 3" Totes	Y	Handles	\$1,599.57
C.	B1A2X1A1D0-XXXX-XX	Mini H2	42.1"H x 24"W x 20"D	Standard	Peg		(8) 3" Totes	Y	Laminate	\$1,860.31
D.	B1A2X1A1E0-XXXX-XX	Mini H2	43.7"H x 14.8"W x 22"D	Standard	Peg		(8) 3" Totes	Y	Lectern	\$1,890.63
E.	B1A2X1D1X0	Mini H2	36.1"H x 14.8"W x 19.2"D	Standard	Peg		Shelves	Y		\$1,045.23
F.	B1A2X1D1F0	Mini H2	38.6"H x 14.8"W x 19.2"D	Standard	Peg		Shelves	Y	Handles	\$1,118.00
G.	B1A2X1D1D0-XXXX-XX	Mini H2	42.1"H x 24"W x 20"D	Standard	Peg		Shelves	Y	Laminate	\$1,378.73
H.	B1A2X1D1E0-XXXX-XX	Mini H2	43.7"H x 14.8"W x 22"D	Standard	Peg		Shelves	Y	Lectern	\$1,409.06
I.	B1A1X4C1X0	Mini H2	36.1"H x 14.8"W x 19.2"D	Standard	Standard	Right	(4) 3" Totes + (2) 6" Totes	Y		\$1,380.21
J.	B1A1X4C1F0	Mini H2	38.6"H x 14.8"W x 19.2"D	Standard	Standard	Right	(4) 3" Totes + (2) 6" Totes	Y	Handles	\$1,452.98
K.	B1A1X4C1D0-XXXX-XX	Mini H2	42.1"H x 24"W x 20"D	Standard	Standard	Right	(4) 3" Totes + (2) 6" Totes	Y	Laminate	\$1,713.72
L.	B1A1X4C1E0-XXXX-XX	Mini H2	43.7"H x 14.8"W x 22"D	Standard	Standard	Right	(4) 3" Totes + (2) 6" Totes	Y	Lectern	\$1,744.04

Compass Cabinets: Mini H2



Key	Part No.	Size	Dimensions	Back Panel	Side Panel	Doors	Interior Filling	Casters	Top	Base MSRP
A.	B1A1X4B1X0	Mini H2	36.1"H x 14.8"W x 19.2"D	Standard	Standard	Right	(4) 6" Totes	Y		\$1,313.51
B.	B1A1X4B1F0	Mini H2	38.6"H x 14.8"W x 19.2"D	Standard	Standard	Right	(4) 6" Totes	Y	Handles	\$1,386.27
C.	B1A1X4B1D0-XXXX-XX	Mini H2	42.1"H x 24"W x 20"D	Standard	Standard	Right	(4) 6" Totes	Y	Laminate	\$1,647.02
D.	B1A1X4B1E0-XXXX-XX	Mini H2	43.7"H x 14.8"W x 22"D	Standard	Standard	Right	(4) 6" Totes	Y	Lectern	\$1,677.33
E.	B1A1X4A1X0	Mini H2	36.1"H x 14.8"W x 19.2"D	Standard	Standard	Right	(8) 3" Totes	Y		\$1,459.04
F.	B1A1X4A1F0	Mini H2	38.6"H x 14.8"W x 19.2"D	Standard	Standard	Right	(8) 3" Totes	Y	Handles	\$1,531.80
G.	B1A1X4A1D0-XXXX-XX	Mini H2	42.1"H x 24"W x 20"D	Standard	Standard	Right	(8) 3" Totes	Y	Laminate	\$1,792.55
H.	B1A1X4A1E0-XXXX-XX	Mini H2	43.7"H x 14.8"W x 22"D	Standard	Standard	Right	(8) 3" Totes	Y	Lectern	\$1,822.86
I.	B1A1X4D1X0	Mini H2	36.1"H x 14.8"W x 19.2"D	Standard	Standard	Right	Shelves	Y		\$964.46
J.	B1A1X4D1F0	Mini H2	38.6"H x 14.8"W x 19.2"D	Standard	Standard	Right	Shelves	Y	Handles	\$1,037.22
K.	B1A1X4D1D0-XXXX-XX	Mini H2	42.1"H x 24"W x 20"D	Standard	Standard	Right	Shelves	Y	Laminate	\$1,297.97
L.	B1A1X4D1E0-XXXX-XX	Mini H2	43.7"H x 14.8"W x 22"D	Standard	Standard	Right	Shelves	Y	Lectern	\$1,328.28

Compass Cabinets: Mini H2



Key	Part No.	Size	Dimensions	Back Panel	Side Panel	Doors	Interior Filling	Casters	Top	Base MSRP
A.	B1A1X1C1X0	Mini H2	36.1"H x 14.8"W x 19.2"D	Standard	Standard		(4) 3" Totes + (2) 6" Totes	Y		\$1,235.75
B.	B1A1X1C1F0	Mini H2	38.6"H x 14.8"W x 19.2"D	Standard	Standard		(4) 3" Totes + (2) 6" Totes	Y	Handles	\$1,308.51
C.	B1A1X1C1D0-XXXX-XX	Mini H2	42.1"H x 24"W x 20"D	Standard	Standard		(4) 3" Totes + (2) 6" Totes	Y	Laminate	\$1,569.26
D.	B1A1X1C1E0-XXXX-XX	Mini H2	43.7"H x 14.8"W x 22"D	Standard	Standard		(4) 3" Totes + (2) 6" Totes	Y	Lectern	\$1,599.57
E.	B1A1X1B1X0	Mini H2	36.1"H x 14.8"W x 19.2"D	Standard	Standard		(4) 6" Totes	Y		\$1,169.05
F.	B1A1X1B1F0	Mini H2	38.6"H x 14.8"W x 19.2"D	Standard	Standard		(4) 6" Totes	Y	Handles	\$1,241.81
G.	B1A1X1B1D0-XXXX-XX	Mini H2	42.1"H x 24"W x 20"D	Standard	Standard		(4) 6" Totes	Y	Laminate	\$1,502.55
H.	B1A1X1B1E0-XXXX-XX	Mini H2	43.7"H x 14.8"W x 22"D	Standard	Standard		(4) 6" Totes	Y	Lectern	\$1,532.87
I.	B1A1X1A1X0	Mini H2	36.1"H x 14.8"W x 19.2"D	Standard	Standard		(8) 3" Totes	Y		\$1,314.58
J.	B1A1X1A1F0	Mini H2	38.6"H x 14.8"W x 19.2"D	Standard	Standard		(8) 3" Totes	Y	Handles	\$1,387.34
K.	B1A1X1A1D0-XXXX-XX	Mini H2	42.1"H x 24"W x 20"D	Standard	Standard		(8) 3" Totes	Y	Laminate	\$1,648.08
L.	B1A1X1A1E0-XXXX-XX	Mini H2	43.7"H x 14.8"W x 22"D	Standard	Standard		(8) 3" Totes	Y	Lectern	\$1,678.40

Compass Cabinets: Mini H2 / Mini H2 + Whiteboard Back Panel



Key	Part No.	Size	Dimensions	Back Panel	Side Panel	Doors	Interior Filling	Casters	Top	Base MSRP
A.	B1A1X1D1X0	Mini H2	36.1"H x 14.8"W x 19.2"D	Standard	Standard		Shelves	Y		\$833.00
B.	B1A1X1D1F0	Mini H2	38.6"H x 14.8"W x 19.2"D	Standard	Standard		Shelves	Y	Handles	\$905.76
C.	B1A1X1D1D0-XXXX-XX	Mini H2	42.1"H x 24"W x 20"D	Standard	Standard		Shelves	Y	Laminate	\$1,166.51
D.	B1A1X1D1E0-XXXX-XX	Mini H2	43.7"H x 14.8"W x 22"D	Standard	Standard		Shelves	Y	Lectern	\$1,196.82
E.	B1B2X4C1X0	Mini H2	36.1"H x 14.8"W x 19.2"D	Whiteboard	Peg	Right	(4) 3" Totes + (2) 6" Totes	Y		\$1,744.04
F.	B1B2X4C1F0	Mini H2	38.6"H x 14.8"W x 19.2"D	Whiteboard	Peg	Right	(4) 3" Totes + (2) 6" Totes	Y	Handles	\$1,816.80
G.	B1B2X4C1D0-XXXX-XX	Mini H2	42.1"H x 24"W x 20"D	Whiteboard	Peg	Right	(4) 3" Totes + (2) 6" Totes	Y	Laminate	\$2,077.54
H.	B1B2X4C1E0-XXXX-XX	Mini H2	43.7"H x 14.8"W x 22"D	Whiteboard	Peg	Right	(4) 3" Totes + (2) 6" Totes	Y	Lectern	\$2,107.86
I.	B1B2X4B1X0	Mini H2	36.1"H x 14.8"W x 19.2"D	Whiteboard	Peg	Right	(4) 6" Totes	Y		\$1,677.33
J.	B1B2X4B1F0	Mini H2	38.6"H x 14.8"W x 19.2"D	Whiteboard	Peg	Right	(4) 6" Totes	Y	Handles	\$1,750.10
K.	B1B2X4B1D0-XXXX-XX	Mini H2	42.1"H x 24"W x 20"D	Whiteboard	Peg	Right	(4) 6" Totes	Y	Laminate	\$2,010.84
L.	B1B2X4B1E0-XXXX-XX	Mini H2	43.7"H x 14.8"W x 22"D	Whiteboard	Peg	Right	(4) 6" Totes	Y	Lectern	\$2,041.16

Compass Cabinets: Mini H2 + Whiteboard Back Panel



Key	Part No.	Size	Dimensions	Back Panel	Side Panel	Doors	Interior Filling	Casters	Top	Base MSRP
A.	B1B2X4A1X0	Mini H2	36.1"H x 14.8"W x 19.2"D	Whiteboard	Peg	Right	(8) 3" Totes	Y		\$1,822.86
B.	B1B2X4A1F0	Mini H2	38.6"H x 14.8"W x 19.2"D	Whiteboard	Peg	Right	(8) 3" Totes	Y	Handles	\$1,895.63
C.	B1B2X4A1D0-XXXX-XX	Mini H2	42.1"H x 24"W x 20"D	Whiteboard	Peg	Right	(8) 3" Totes	Y	Laminate	\$2,156.37
D.	B1B2X4A1E0-XXXX-XX	Mini H2	43.7"H x 14.8"W x 22"D	Whiteboard	Peg	Right	(8) 3" Totes	Y	Lectern	\$2,186.69
E.	B1B2X4D1X0	Mini H2	36.1"H x 14.8"W x 19.2"D	Whiteboard	Peg	Right	Shelves	Y		\$1,328.28
F.	B1B2X4D1F0	Mini H2	38.6"H x 14.8"W x 19.2"D	Whiteboard	Peg	Right	Shelves	Y	Handles	\$1,401.05
G.	B1B2X4D1D0-XXXX-XX	Mini H2	42.1"H x 24"W x 20"D	Whiteboard	Peg	Right	Shelves	Y	Laminate	\$1,661.79
H.	B1B2X4D1E0-XXXX-XX	Mini H2	43.7"H x 14.8"W x 22"D	Whiteboard	Peg	Right	Shelves	Y	Lectern	\$1,692.11
I.	B1B2X1C1X0	Mini H2	36.1"H x 14.8"W x 19.2"D	Whiteboard	Peg		(4) 3" Totes + (2) 6" Totes	Y		\$1,599.57
J.	B1B2X1C1F0	Mini H2	38.6"H x 14.8"W x 19.2"D	Whiteboard	Peg		(4) 3" Totes + (2) 6" Totes	Y	Handles	\$1,672.34
K.	B1B2X1C1D0-XXXX-XX	Mini H2	42.1"H x 24"W x 20"D	Whiteboard	Peg		(4) 3" Totes + (2) 6" Totes	Y	Laminate	\$1,933.08
L.	B1B2X1C1E0-XXXX-XX	Mini H2	43.7"H x 14.8"W x 22"D	Whiteboard	Peg		(4) 3" Totes + (2) 6" Totes	Y	Lectern	\$1,963.40

Compass Cabinets: Mini H2 + Whiteboard Back Panel



Key	Part No.	Size	Dimensions	Back Panel	Side Panel	Doors	Interior Filling	Casters	Top	Base MSRP
A.	B1B2X1B1X0	Mini H2	36.1"H x 14.8"W x 19.2"D	Whiteboard	Peg		(4) 6" Totes	Y		\$1,532.87
B.	B1B2X1B1F0	Mini H2	38.6"H x 14.8"W x 19.2"D	Whiteboard	Peg		(4) 6" Totes	Y	Handles	\$1,605.64
C.	B1B2X1B1D0-XXXX-XX	Mini H2	42.1"H x 24"W x 20"D	Whiteboard	Peg		(4) 6" Totes	Y	Laminate	\$1,866.38
D.	B1B2X1B1E0-XXXX-XX	Mini H2	43.7"H x 14.8"W x 22"D	Whiteboard	Peg		(4) 6" Totes	Y	Lectern	\$1,896.70
E.	B1B2X1A1X0	Mini H2	36.1"H x 14.8"W x 19.2"D	Whiteboard	Peg		(8) 3" Totes	Y		\$1,678.39
F.	B1B2X1A1F0	Mini H2	38.6"H x 14.8"W x 19.2"D	Whiteboard	Peg		(8) 3" Totes	Y	Handles	\$1,751.16
G.	B1B2X1A1D0-XXXX-XX	Mini H2	42.1"H x 24"W x 20"D	Whiteboard	Peg		(8) 3" Totes	Y	Laminate	\$2,011.91
H.	B1B2X1A1E0-XXXX-XX	Mini H2	43.7"H x 14.8"W x 22"D	Whiteboard	Peg		(8) 3" Totes	Y	Lectern	\$2,042.22
I.	B1B2X1D1X0	Mini H2	36.1"H x 14.8"W x 19.2"D	Whiteboard	Peg		Shelves	Y		\$1,196.82
J.	B1B2X1D1F0	Mini H2	38.6"H x 14.8"W x 19.2"D	Whiteboard	Peg		Shelves	Y	Handles	\$1,269.59
K.	B1B2X1D1D0-XXXX-XX	Mini H2	42.1"H x 24"W x 20"D	Whiteboard	Peg		Shelves	Y	Laminate	\$1,530.33
L.	B1B2X1D1E0-XXXX-XX	Mini H2	43.7"H x 14.8"W x 22"D	Whiteboard	Peg		Shelves	Y	Lectern	\$1,560.65

Compass Cabinets: Mini H2 + Whiteboard Back Panel




Key	Part No.	Size	Dimensions	Back Panel	Side Panel	Doors	Interior Filling	Casters	Top	Base MSRP
A.	B1B1X4C1X0	Mini H2	36.1"H x 14.8"W x 19.2"D	Whiteboard	Standard	Right	(4) 3" Totes + (2) 6" Totes	Y		\$1,531.80
B.	B1B1X4C1F0	Mini H2	38.6"H x 14.8"W x 19.2"D	Whiteboard	Standard	Right	(4) 3" Totes + (2) 6" Totes	Y	Handles	\$1,604.57
C.	B1B1X4C1D0-XXXX-XX	Mini H2	42.1"H x 24"W x 20"D	Whiteboard	Standard	Right	(4) 3" Totes + (2) 6" Totes	Y	Laminate	\$1,865.31
D.	B1B1X4C1E0-XXXX-XX	Mini H2	43.7"H x 14.8"W x 22"D	Whiteboard	Standard	Right	(4) 3" Totes + (2) 6" Totes	Y	Lectern	\$1,895.63
E.	B1B1X4B1X0	Mini H2	36.1"H x 14.8"W x 19.2"D	Whiteboard	Standard	Right	(4) 6" Totes	Y		\$1,465.11
F.	B1B1X4B1F0	Mini H2	38.6"H x 14.8"W x 19.2"D	Whiteboard	Standard	Right	(4) 6" Totes	Y	Handles	\$1,537.87
G.	B1B1X4B1D0-XXXX-XX	Mini H2	42.1"H x 24"W x 20"D	Whiteboard	Standard	Right	(4) 6" Totes	Y	Laminate	\$1,798.61
H.	B1B1X4B1E0-XXXX-XX	Mini H2	43.7"H x 14.8"W x 22"D	Whiteboard	Standard	Right	(4) 6" Totes	Y	Lectern	\$1,828.93
I.	B1B1X4A1X0	Mini H2	36.1"H x 14.8"W x 19.2"D	Whiteboard	Standard	Right	(8) 3" Totes	Y		\$1,610.64
J.	B1B1X4A1F0	Mini H2	38.6"H x 14.8"W x 19.2"D	Whiteboard	Standard	Right	(8) 3" Totes	Y	Handles	\$1,683.40
K.	B1B1X4A1D0-XXXX-XX	Mini H2	42.1"H x 24"W x 20"D	Whiteboard	Standard	Right	(8) 3" Totes	Y	Laminate	\$1,944.14
L.	B1B1X4A1E0-XXXX-XX	Mini H2	43.7"H x 14.8"W x 22"D	Whiteboard	Standard	Right	(8) 3" Totes	Y	Lectern	\$1,974.46

Compass Cabinets: Mini H2 + Whiteboard Back Panel



Key	Part No.	Size	Dimensions	Back Panel	Side Panel	Doors	Interior Filling	Casters	Top	Base MSRP
A.	B1B1X4D1X0	Mini H2	36.1"H x 14.8"W x 19.2"D	Whiteboard	Standard	Right	Shelves	Y		\$1,116.06
B.	B1B1X4D1F0	Mini H2	38.6"H x 14.8"W x 19.2"D	Whiteboard	Standard	Right	Shelves	Y	Handles	\$1,188.82
C.	B1B1X4D1D0-XXXX-XX	Mini H2	42.1"H x 24"W x 20"D	Whiteboard	Standard	Right	Shelves	Y	Laminate	\$1,449.56
D.	B1B1X4D1E0-XXXX-XX	Mini H2	43.7"H x 14.8"W x 22"D	Whiteboard	Standard	Right	Shelves	Y	Lectern	\$1,479.88
E.	B1B1X1C1X0	Mini H2	36.1"H x 14.8"W x 19.2"D	Whiteboard	Standard		(4) 3" Totes + (2) 6" Totes	Y		\$1,387.34
F.	B1B1X1C1F0	Mini H2	38.6"H x 14.8"W x 19.2"D	Whiteboard	Standard		(4) 3" Totes + (2) 6" Totes	Y	Handles	\$1,460.11
G.	B1B1X1C1D0-XXXX-XX	Mini H2	42.1"H x 24"W x 20"D	Whiteboard	Standard		(4) 3" Totes + (2) 6" Totes	Y	Laminate	\$1,720.85
H.	B1B1X1C1E0-XXXX-XX	Mini H2	43.7"H x 14.8"W x 22"D	Whiteboard	Standard		(4) 3" Totes + (2) 6" Totes	Y	Lectern	\$1,751.17
I.	B1B1X1B1X0	Mini H2	36.1"H x 14.8"W x 19.2"D	Whiteboard	Standard		(4) 6" Totes	Y		\$1,320.64
J.	B1B1X1B1F0	Mini H2	38.6"H x 14.8"W x 19.2"D	Whiteboard	Standard		(4) 6" Totes	Y	Handles	\$1,393.40
K.	B1B1X1B1D0-XXXX-XX	Mini H2	42.1"H x 24"W x 20"D	Whiteboard	Standard		(4) 6" Totes	Y	Laminate	\$1,654.15
L.	B1B1X1B1E0-XXXX-XX	Mini H2	43.7"H x 14.8"W x 22"D	Whiteboard	Standard		(4) 6" Totes	Y	Lectern	\$1,684.46

Compass Cabinets: Mini H2 + Whiteboard Back Panel



Key	Part No.	Size	Dimensions	Back Panel	Side Panel	Doors	Interior Filling	Casters	Top	Base MSRP
A.	B1B1X1A1X0	Mini H2	36.1"H x 14.8"W x 19.2"D	Whiteboard	Standard		(8) 3" Totes	Y		\$1,466.17
B.	B1B1X1A1F0	Mini H2	38.6"H x 14.8"W x 19.2"D	Whiteboard	Standard		(8) 3" Totes	Y	Handles	\$1,538.93
C.	B1B1X1A1D0-XXXX-XX	Mini H2	42.1"H x 24"W x 20"D	Whiteboard	Standard		(8) 3" Totes	Y	Laminate	\$1,799.67
D.	B1B1X1A1E0-XXXX-XX	Mini H2	43.7"H x 14.8"W x 22"D	Whiteboard	Standard		(8) 3" Totes	Y	Lectern	\$1,829.99
E.	B1B1X1D1X0	Mini H2	36.1"H x 14.8"W x 19.2"D	Whiteboard	Standard		Shelves	Y		\$984.60
F.	B1B1X1D1F0	Mini H2	38.6"H x 14.8"W x 19.2"D	Whiteboard	Standard		Shelves	Y	Handles	\$1,057.36
G.	B1B1X1D1D0-XXXX-XX	Mini H2	42.1"H x 24"W x 20"D	Whiteboard	Standard		Shelves	Y	Laminate	\$1,318.10
H.	B1B1X1D1E0-XXXX-XX	Mini H2	43.7"H x 14.8"W x 22"D	Whiteboard	Standard		Shelves	Y	Lectern	\$1,348.42

Compass Cabinets: Mini H3



Key	Part No.	Size	Dimensions	Back Panel	Side Panel	Doors	Interior Filling	Casters	Top	Base MSRP
A.	C1A2X4A1X0	Mini H3	51.1"H x 14.8"W x 19.2"D	Standard	Peg	Right	(12) 3" Totes	Y		\$2,189.69
B.	C1A2X4A1F0	Mini H3	53.6"H x 14.8"W x 19.2"D	Standard	Peg	Right	(12) 3" Totes	Y	Handles	\$2,262.46
C.	C1A2X4A1D0-XXXX-XX	Mini H3	57.1"H x 24"W x 20"D	Standard	Peg	Right	(12) 3" Totes	Y	Laminate	\$2,523.20
D.	C1A2X4G1X0	Mini H3	51.1"H x 14.8"W x 19.2"D	Standard	Peg	Right	(3) 3" Totes + (5) 6" Totes	Y		\$2,062.36
E.	C1A2X4G1F0	Mini H3	53.6"H x 14.8"W x 19.2"D	Standard	Peg	Right	(3) 3" Totes + (5) 6" Totes	Y	Handles	\$2,135.12
F.	C1A2X4G1D0-XXXX-XX	Mini H3	57.1"H x 24"W x 20"D	Standard	Peg	Right	(3) 3" Totes + (5) 6" Totes	Y	Laminate	\$2,395.86
G.	C1A2X4B1X0	Mini H3	51.1"H x 14.8"W x 19.2"D	Standard	Peg	Right	(6) 6" Totes	Y		\$1,977.47
H.	C1A2X4B1F0	Mini H3	53.6"H x 14.8"W x 19.2"D	Standard	Peg	Right	(6) 6" Totes	Y	Handles	\$2,050.23
I.	C1A2X4B1D0-XXXX-XX	Mini H3	57.1"H x 24"W x 20"D	Standard	Peg	Right	(6) 6" Totes	Y	Laminate	\$2,310.97
J.	C1A2X4D1X0	Mini H3	51.1"H x 14.8"W x 19.2"D	Standard	Peg	Right	Shelves	Y		\$1,471.23
K.	C1A2X4D1F0	Mini H3	53.6"H x 14.8"W x 19.2"D	Standard	Peg	Right	Shelves	Y	Handles	\$1,543.99
L.	C1A2X4D1D0-XXXX-XX	Mini H3	57.1"H x 24"W x 20"D	Standard	Peg	Right	Shelves	Y	Laminate	\$1,804.73

Compass Cabinets: Mini H3



Key	Part No.	Size	Dimensions	Back Panel	Side Panel	Doors	Interior Filling	Casters	Top	Base MSRP
A.	C1A2X1A1X0	Mini H3	51.1"H x 14.8"W x 19.2"D	Standard	Peg		(12) 3" Totes	Y		\$1,987.94
B.	C1A2X1A1F0	Mini H3	53.6"H x 14.8"W x 19.2"D	Standard	Peg		(12) 3" Totes	Y	Handles	\$2,060.71
C.	C1A2X1A1D0-XXXX-XX	Mini H3	57.1"H x 24"W x 20"D	Standard	Peg		(12) 3" Totes	Y	Laminate	\$2,321.45
D.	C1A2X1G1X0	Mini H3	51.1"H x 14.8"W x 19.2"D	Standard	Peg		(3) 3" Totes + (5) 6" Totes	Y		\$1,860.60
E.	C1A2X1G1F0	Mini H3	53.6"H x 14.8"W x 19.2"D	Standard	Peg		(3) 3" Totes + (5) 6" Totes	Y	Handles	\$1,933.37
F.	C1A2X1G1D0-XXXX-XX	Mini H3	57.1"H x 24"W x 20"D	Standard	Peg		(3) 3" Totes + (5) 6" Totes	Y	Laminate	\$2,194.11
G.	C1A2X1B1X0	Mini H3	51.1"H x 14.8"W x 19.2"D	Standard	Peg		(6) 6" Totes	Y		\$1,775.71
H.	C1A2X1B1F0	Mini H3	53.6"H x 14.8"W x 19.2"D	Standard	Peg		(6) 6" Totes	Y	Handles	\$1,848.47
I.	C1A2X1B1D0-XXXX-XX	Mini H3	57.1"H x 24"W x 20"D	Standard	Peg		(6) 6" Totes	Y	Laminate	\$2,109.22
J.	C1A2X1D1X0	Mini H3	51.1"H x 14.8"W x 19.2"D	Standard	Peg		Shelves	Y		\$1,287.71
K.	C1A2X1D1F0	Mini H3	53.6"H x 14.8"W x 19.2"D	Standard	Peg		Shelves	Y	Handles	\$1,360.47
L.	C1A2X1D1D0-XXXX-XX	Mini H3	57.1"H x 24"W x 20"D	Standard	Peg		Shelves	Y	Laminate	\$1,621.22

Compass Cabinets: Mini H3



Key	Part No.	Size	Dimensions	Back Panel	Side Panel	Doors	Interior Filling	Casters	Top	Base MSRP
A.	C1A1X4A1X0	Mini H3	51.1"H x 14.8"W x 19.2"D	Standard	Standard	Right	(12) 3" Totes	Y		\$1,947.14
B.	C1A1X4A1F0	Mini H3	53.6"H x 14.8"W x 19.2"D	Standard	Standard	Right	(12) 3" Totes	Y	Handles	\$2,019.91
C.	C1A1X4A1D0-XXXX-XX	Mini H3	57.1"H x 24"W x 20"D	Standard	Standard	Right	(12) 3" Totes	Y	Laminate	\$2,280.65
D.	C1A1X4G1X0	Mini H3	51.1"H x 14.8"W x 19.2"D	Standard	Standard	Right	(3) 3" Totes + (5) 6" Totes	Y		\$1,819.81
E.	C1A1X4G1F0	Mini H3	53.6"H x 14.8"W x 19.2"D	Standard	Standard	Right	(3) 3" Totes + (5) 6" Totes	Y	Handles	\$1,892.57
F.	C1A1X4G1D0-XXXX-XX	Mini H3	57.1"H x 24"W x 20"D	Standard	Standard	Right	(3) 3" Totes + (5) 6" Totes	Y	Laminate	\$2,153.31
G.	C1A1X4B1X0	Mini H3	51.1"H x 14.8"W x 19.2"D	Standard	Standard	Right	(6) 6" Totes	Y		\$1,734.92
H.	C1A1X4B1F0	Mini H3	53.6"H x 14.8"W x 19.2"D	Standard	Standard	Right	(6) 6" Totes	Y	Handles	\$1,807.68
I.	C1A1X4B1D0-XXXX-XX	Mini H3	57.1"H x 24"W x 20"D	Standard	Standard	Right	(6) 6" Totes	Y	Laminate	\$2,068.42
J.	C1A1X4D1X0	Mini H3	51.1"H x 14.8"W x 19.2"D	Standard	Standard	Right	Shelves	Y		\$1,228.68
K.	C1A1X4D1F0	Mini H3	53.6"H x 14.8"W x 19.2"D	Standard	Standard	Right	Shelves	Y	Handles	\$1,301.44
L.	C1A1X4D1D0-XXXX-XX	Mini H3	57.1"H x 24"W x 20"D	Standard	Standard	Right	Shelves	Y	Laminate	\$1,562.18

Compass Cabinets: Mini H3



Key	Part No.	Size	Dimensions	Back Panel	Side Panel	Doors	Interior Filling	Casters	Top	Base MSRP
A.	C1A1X1A1X0	Mini H3	51.1"H x 14.8"W x 19.2"D	Standard	Standard		(12) 3" Totes	Y		\$1,745.39
B.	C1A1X1A1F0	Mini H3	53.6"H x 14.8"W x 19.2"D	Standard	Standard		(12) 3" Totes	Y	Handles	\$1,818.16
C.	C1A1X1A1D0-XXXX-XX	Mini H3	57.1"H x 24"W x 20"D	Standard	Standard		(12) 3" Totes	Y	Laminate	\$2,078.90
D.	C1A1X1G1X0	Mini H3	51.1"H x 14.8"W x 19.2"D	Standard	Standard		(3) 3" Totes + (5) 6" Totes	Y		\$1,618.05
E.	C1A1X1G1F0	Mini H3	53.6"H x 14.8"W x 19.2"D	Standard	Standard		(3) 3" Totes + (5) 6" Totes	Y	Handles	\$1,690.82
F.	C1A1X1G1D0-XXXX-XX	Mini H3	57.1"H x 24"W x 20"D	Standard	Standard		(3) 3" Totes + (5) 6" Totes	Y	Laminate	\$1,951.56
G.	C1A1X1B1X0	Mini H3	51.1"H x 14.8"W x 19.2"D	Standard	Standard		(6) 6" Totes	Y		\$1,533.16
H.	C1A1X1B1F0	Mini H3	53.6"H x 14.8"W x 19.2"D	Standard	Standard		(6) 6" Totes	Y	Handles	\$1,605.92
I.	C1A1X1B1D0-XXXX-XX	Mini H3	57.1"H x 24"W x 20"D	Standard	Standard		(6) 6" Totes	Y	Laminate	\$1,866.67
J.	C1A1X1D1X0	Mini H3	51.1"H x 14.8"W x 19.2"D	Standard	Standard		Shelves	Y		\$1,045.16
K.	C1A1X1D1F0	Mini H3	53.6"H x 14.8"W x 19.2"D	Standard	Standard		Shelves	Y	Handles	\$1,117.92
L.	C1A1X1D1D0-XXXX-XX	Mini H3	57.1"H x 24"W x 20"D	Standard	Standard		Shelves	Y	Laminate	\$1,378.67

Compass Cabinets: Mini H3 + Whiteboard Back Panel



Key	Part No.	Size	Dimensions	Back Panel	Side Panel	Doors	Interior Filling	Casters	Top	Base MSRP
A.	C1B2X4A1X0	Mini H3	51.1"H x 14.8"W x 19.2"D	Whiteboard	Peg	Right	(12) 3" Totes	Y		\$2,353.42
B.	C1B2X4A1F0	Mini H3	53.6"H x 14.8"W x 19.2"D	Whiteboard	Peg	Right	(12) 3" Totes	Y	Handles	\$2,426.18
C.	C1B2X4A1D0-XXXX-XX	Mini H3	57.1"H x 24"W x 20"D	Whiteboard	Peg	Right	(12) 3" Totes	Y	Laminate	\$2,686.92
D.	C1B2X4G1X0	Mini H3	51.1"H x 14.8"W x 19.2"D	Whiteboard	Peg	Right	(3) 3" Totes + (5) 6" Totes	Y		\$2,226.07
E.	C1B2X4G1F0	Mini H3	53.6"H x 14.8"W x 19.2"D	Whiteboard	Peg	Right	(3) 3" Totes + (5) 6" Totes	Y	Handles	\$2,298.84
F.	C1B2X4G1D0-XXXX-XX	Mini H3	57.1"H x 24"W x 20"D	Whiteboard	Peg	Right	(3) 3" Totes + (5) 6" Totes	Y	Laminate	\$2,559.59
G.	C1B2X4B1X0	Mini H3	51.1"H x 14.8"W x 19.2"D	Whiteboard	Peg	Right	(6) 6" Totes	Y		\$2,141.18
H.	C1B2X4B1F0	Mini H3	53.6"H x 14.8"W x 19.2"D	Whiteboard	Peg	Right	(6) 6" Totes	Y	Handles	\$2,213.95
I.	C1B2X4B1D0-XXXX-XX	Mini H3	57.1"H x 24"W x 20"D	Whiteboard	Peg	Right	(6) 6" Totes	Y	Laminate	\$2,474.69
J.	C1B2X4D1X0	Mini H3	51.1"H x 14.8"W x 19.2"D	Whiteboard	Peg	Right	Shelves	Y		\$1,634.94
K.	C1B2X4D1F0	Mini H3	53.6"H x 14.8"W x 19.2"D	Whiteboard	Peg	Right	Shelves	Y	Handles	\$1,707.71
L.	C1B2X4D1D0-XXXX-XX	Mini H3	57.1"H x 24"W x 20"D	Whiteboard	Peg	Right	Shelves	Y	Laminate	\$1,968.46

Compass Cabinets: Mini H3 + Whiteboard Back Panel



Key	Part No.	Size	Dimensions	Back Panel	Side Panel	Doors	Interior Filling	Casters	Top	Base MSRP
A.	C1B2X1A1X0	Mini H3	51.1"H x 14.8"W x 19.2"D	Whiteboard	Peg		(12) 3" Totes	Y		\$2,151.66
B.	C1B2X1A1F0	Mini H3	53.6"H x 14.8"W x 19.2"D	Whiteboard	Peg		(12) 3" Totes	Y	Handles	\$2,224.43
C.	C1B2X1A1D0-XXXX-XX	Mini H3	57.1"H x 24"W x 20"D	Whiteboard	Peg		(12) 3" Totes	Y	Laminate	\$2,485.17
D.	C1B2X1G1X0	Mini H3	51.1"H x 14.8"W x 19.2"D	Whiteboard	Peg		(3) 3" Totes + (5) 6" Totes	Y		\$2,024.33
E.	C1B2X1G1F0	Mini H3	53.6"H x 14.8"W x 19.2"D	Whiteboard	Peg		(3) 3" Totes + (5) 6" Totes	Y	Handles	\$2,097.09
F.	C1B2X1G1D0-XXXX-XX	Mini H3	57.1"H x 24"W x 20"D	Whiteboard	Peg		(3) 3" Totes + (5) 6" Totes	Y	Laminate	\$2,357.83
G.	C1B2X1B1X0	Mini H3	51.1"H x 14.8"W x 19.2"D	Whiteboard	Peg		(6) 6" Totes	Y		\$1,939.43
H.	C1B2X1B1F0	Mini H3	53.6"H x 14.8"W x 19.2"D	Whiteboard	Peg		(6) 6" Totes	Y	Handles	\$2,012.20
I.	C1B2X1B1D0-XXXX-XX	Mini H3	57.1"H x 24"W x 20"D	Whiteboard	Peg		(6) 6" Totes	Y	Laminate	\$2,272.94
J.	C1B2X1D1X0	Mini H3	51.1"H x 14.8"W x 19.2"D	Whiteboard	Peg		Shelves	Y		\$1,451.44
K.	C1B2X1D1F0	Mini H3	53.6"H x 14.8"W x 19.2"D	Whiteboard	Peg		Shelves	Y	Handles	\$1,524.20
L.	C1B2X1D1D0-XXXX-XX	Mini H3	57.1"H x 24"W x 20"D	Whiteboard	Peg		Shelves	Y	Laminate	\$1,784.94

Compass Cabinets: Mini H3 + Whiteboard Back Panel



Key	Part No.	Size	Dimensions	Back Panel	Side Panel	Doors	Interior Filling	Casters	Top	Base MSRP
A.	C1B1X4A1X0	Mini H3	51.1"H x 14.8"W x 19.2"D	Whiteboard	Standard	Right	(12) 3" Totes	Y		\$2,110.87
B.	C1B1X4A1F0	Mini H3	53.6"H x 14.8"W x 19.2"D	Whiteboard	Standard	Right	(12) 3" Totes	Y	Handles	\$2,183.63
C.	C1B1X4A1D0-XXXX-XX	Mini H3	57.1"H x 24"W x 20"D	Whiteboard	Standard	Right	(12) 3" Totes	Y	Laminate	\$2,444.37
D.	C1B1X4G1X0	Mini H3	51.1"H x 14.8"W x 19.2"D	Whiteboard	Standard	Right	(3) 3" Totes + (5) 6" Totes	Y		\$1,983.52
E.	C1B1X4G1F0	Mini H3	53.6"H x 14.8"W x 19.2"D	Whiteboard	Standard	Right	(3) 3" Totes + (5) 6" Totes	Y	Handles	\$2,056.29
F.	C1B1X4G1D0-XXXX-XX	Mini H3	57.1"H x 24"W x 20"D	Whiteboard	Standard	Right	(3) 3" Totes + (5) 6" Totes	Y	Laminate	\$2,317.04
G.	C1B1X4B1X0	Mini H3	51.1"H x 14.8"W x 19.2"D	Whiteboard	Standard	Right	(6) 6" Totes	Y		\$1,898.63
H.	C1B1X4B1F0	Mini H3	53.6"H x 14.8"W x 19.2"D	Whiteboard	Standard	Right	(6) 6" Totes	Y	Handles	\$1,971.40
I.	C1B1X4B1D0-XXXX-XX	Mini H3	57.1"H x 24"W x 20"D	Whiteboard	Standard	Right	(6) 6" Totes	Y	Laminate	\$2,232.14
J.	C1B1X4D1X0	Mini H3	51.1"H x 14.8"W x 19.2"D	Whiteboard	Standard	Right	Shelves	Y		\$1,392.39
K.	C1B1X4D1F0	Mini H3	53.6"H x 14.8"W x 19.2"D	Whiteboard	Standard	Right	Shelves	Y	Handles	\$1,465.16
L.	C1B1X4D1D0-XXXX-XX	Mini H3	57.1"H x 24"W x 20"D	Whiteboard	Standard	Right	Shelves	Y	Laminate	\$1,725.91

Compass Cabinets: Mini H3 + Whiteboard Back Panel



Key	Part No.	Size	Dimensions	Back Panel	Side Panel	Doors	Interior Filling	Casters	Top	Base MSRP
A.	C1B1X1A1X0	Mini H3	51.1"H x 14.8"W x 19.2"D	Whiteboard	Standard		(12) 3" Totes	Y		\$1,909.11
B.	C1B1X1A1F0	Mini H3	53.6"H x 14.8"W x 19.2"D	Whiteboard	Standard		(12) 3" Totes	Y	Handles	\$1,981.88
C.	C1B1X1A1D0-XXXX-XX	Mini H3	57.1"H x 24"W x 20"D	Whiteboard	Standard		(12) 3" Totes	Y	Laminate	\$2,242.62
D.	C1B1X1G1X0	Mini H3	51.1"H x 14.8"W x 19.2"D	Whiteboard	Standard		(3) 3" Totes + (5) 6" Totes	Y		\$1,781.78
E.	C1B1X1G1F0	Mini H3	53.6"H x 14.8"W x 19.2"D	Whiteboard	Standard		(3) 3" Totes + (5) 6" Totes	Y	Handles	\$1,854.54
F.	C1B1X1G1D0-XXXX-XX	Mini H3	57.1"H x 24"W x 20"D	Whiteboard	Standard		(3) 3" Totes + (5) 6" Totes	Y	Laminate	\$2,115.28
G.	C1B1X1B1X0	Mini H3	51.1"H x 14.8"W x 19.2"D	Whiteboard	Standard		(6) 6" Totes	Y		\$1,696.88
H.	C1B1X1B1F0	Mini H3	53.6"H x 14.8"W x 19.2"D	Whiteboard	Standard		(6) 6" Totes	Y	Handles	\$1,769.65
I.	C1B1X1B1D0-XXXX-XX	Mini H3	57.1"H x 24"W x 20"D	Whiteboard	Standard		(6) 6" Totes	Y	Laminate	\$2,030.39
J.	C1B1X1D1X0	Mini H3	51.1"H x 14.8"W x 19.2"D	Whiteboard	Standard		Shelves	Y		\$1,208.89
K.	C1B1X1D1F0	Mini H3	53.6"H x 14.8"W x 19.2"D	Whiteboard	Standard		Shelves	Y	Handles	\$1,281.65
L.	C1B1X1D1D0-XXXX-XX	Mini H3	57.1"H x 24"W x 20"D	Whiteboard	Standard		Shelves	Y	Laminate	\$1,542.39

Compass Cabinets: Midi H1



Key	Part No.	Size	Dimensions	Back Panel	Side Panel	Doors	Interior Filling	Casters	Top	Base MSRP
A.	A2A2X2A1X0	Midi H1	25.9"H x 28.4"W x 19.2"D	Standard	Peg	Y	(10) 3" Totes	Y		\$1,543.34
B.	A2A2X2A1F0	Midi H1	28.4"H x 28.4"W x 19.2"D	Standard	Peg	Y	(10) 3" Totes	Y	Handles	\$1,616.11
C.	A2A2X2A1D0-XXXX-XX	Midi H1	31.9"H x 36"W x 20"D	Standard	Peg	Y	(10) 3" Totes	Y	Laminate	\$1,925.36
D.	A2A2X2A1B0	Midi H1	61.9"H x 28.4"W x 19.2"D	Standard	Peg	Y	(10) 3" Totes	Y	Ogee	\$2,149.72
E.	A2A2X2A1A0	Midi H1	55.9"H x 28.4"W x 19.2"D	Standard	Peg	Y	(10) 3" Totes	Y	TV Mount	\$2,210.36
F.	A2A2X2C1X0	Midi H1	25.9"H x 28.4"W x 19.2"D	Standard	Peg	Y	(6) 3" Totes + (2) 6" Totes	Y		\$1,506.96
G.	A2A2X2C1F0	Midi H1	28.4"H x 28.4"W x 19.2"D	Standard	Peg	Y	(6) 3" Totes + (2) 6" Totes	Y	Handles	\$1,579.73
H.	A2A2X2C1D0-XXXX-XX	Midi H1	31.9"H x 36"W x 20"D	Standard	Peg	Y	(6) 3" Totes + (2) 6" Totes	Y	Laminate	\$1,888.98
I.	A2A2X2C1B0	Midi H1	61.9"H x 28.4"W x 19.2"D	Standard	Peg	Y	(6) 3" Totes + (2) 6" Totes	Y	Ogee	\$2,113.34
J.	A2A2X2C1A0	Midi H1	55.9"H x 28.4"W x 19.2"D	Standard	Peg	Y	(6) 3" Totes + (2) 6" Totes	Y	TV Mount	\$2,173.97
K.	A2A2X2D1X0	Midi H1	25.9"H x 28.4"W x 19.2"D	Standard	Peg	Y	Shelves	Y		\$1,167.20
L.	A2A2X2D1F0	Midi H1	28.4"H x 28.4"W x 19.2"D	Standard	Peg	Y	Shelves	Y	Handles	\$1,239.97

Compass Cabinets: Midi H1



Key	Part No.	Size	Dimensions	Back Panel	Side Panel	Doors	Interior Filling	Casters	Top	Base MSRP
A.	A2A2X2D1D0-XXXX-XX	Midi H1	31.9"H x 36"W x 20"D	Standard	Peg	Y	Shelves	Y	Laminate	\$1,549.21
B.	A2A2X2D1B0	Midi H1	61.9"H x 28.4"W x 19.2"D	Standard	Peg	Y	Shelves	Y	Ogee	\$1,773.58
C.	A2A2X2D1A0	Midi H1	55.9"H x 28.4"W x 19.2"D	Standard	Peg	Y	Shelves	Y	TV Mount	\$1,834.21
D.	A2A2X1A1X0	Midi H1	25.9"H x 28.4"W x 19.2"D	Standard	Peg		(10) 3" Totes	Y		\$1,359.82
E.	A2A2X1A1F0	Midi H1	28.4"H x 28.4"W x 19.2"D	Standard	Peg		(10) 3" Totes	Y	Handles	\$1,432.59
F.	A2A2X1A1D0-XXXX-XX	Midi H1	31.9"H x 36"W x 20"D	Standard	Peg		(10) 3" Totes	Y	Laminate	\$1,741.85
G.	A2A2X1A1B0	Midi H1	61.9"H x 28.4"W x 19.2"D	Standard	Peg		(10) 3" Totes	Y	Ogee	\$1,966.20
H.	A2A2X1A1A0	Midi H1	55.9"H x 28.4"W x 19.2"D	Standard	Peg		(10) 3" Totes	Y	TV Mount	\$2,026.84
I.	A2A2X1C1X0	Midi H1	25.9"H x 28.4"W x 19.2"D	Standard	Peg		(6) 3" Totes + (2) 6" Totes	Y		\$1,323.44
J.	A2A2X1C1F0	Midi H1	28.4"H x 28.4"W x 19.2"D	Standard	Peg		(6) 3" Totes + (2) 6" Totes	Y	Handles	\$1,396.21
K.	A2A2X1C1D0-XXXX-XX	Midi H1	31.9"H x 36"W x 20"D	Standard	Peg		(6) 3" Totes + (2) 6" Totes	Y	Laminate	\$1,705.46
L.	A2A2X1C1B0	Midi H1	61.9"H x 28.4"W x 19.2"D	Standard	Peg		(6) 3" Totes + (2) 6" Totes	Y	Ogee	\$1,929.82

Compass Cabinets: Midi H1



Key	Part No.	Size	Dimensions	Back Panel	Side Panel	Doors	Interior Filling	Casters	Top	Base MSRP
A.	A2A2X1C1A0	Midi H1	55.9"H x 28.4"W x 19.2"D	Standard	Peg		(6) 3" Totes + (2) 6" Totes	Y	TV Mount	\$1,990.45
B.	A2A2X1D1X0	Midi H1	25.9"H x 28.4"W x 19.2"D	Standard	Peg		Shelves	Y		\$999.30
C.	A2A2X1D1F0	Midi H1	28.4"H x 28.4"W x 19.2"D	Standard	Peg		Shelves	Y	Handles	\$1,072.06
D.	A2A2X1D1D0-XXXX-XX	Midi H1	31.9"H x 36"W x 20"D	Standard	Peg		Shelves	Y	Laminate	\$1,381.31
E.	A2A2X1D1B0	Midi H1	61.9"H x 28.4"W x 19.2"D	Standard	Peg		Shelves	Y	Ogee	\$1,605.67
F.	A2A2X1D1A0	Midi H1	55.9"H x 28.4"W x 19.2"D	Standard	Peg		Shelves	Y	TV Mount	\$1,666.31
G.	A2A1X2A1X0	Midi H1	25.9"H x 28.4"W x 19.2"D	Standard	Standard	Y	(10) 3" Totes	Y		\$1,361.43
H.	A2A1X2A1F0	Midi H1	28.4"H x 28.4"W x 19.2"D	Standard	Standard	Y	(10) 3" Totes	Y	Handles	\$1,434.20
I.	A2A1X2A1D0-XXXX-XX	Midi H1	31.9"H x 36"W x 20"D	Standard	Standard	Y	(10) 3" Totes	Y	Laminate	\$1,743.45
J.	A2A1X2A1B0	Midi H1	61.9"H x 28.4"W x 19.2"D	Standard	Standard	Y	(10) 3" Totes	Y	Ogee	\$1,967.81
K.	A2A1X2A1A0	Midi H1	55.9"H x 28.4"W x 19.2"D	Standard	Standard	Y	(10) 3" Totes	Y	TV Mount	\$2,028.44
L.	A2A1X2C1X0	Midi H1	25.9"H x 28.4"W x 19.2"D	Standard	Standard	Y	(6) 3" Totes + (2) 6" Totes	Y		\$1,325.05

Compass Cabinets: Midi H1



Key	Part No.	Size	Dimensions	Back Panel	Side Panel	Doors	Interior Filling	Casters	Top	Base MSRP
A.	A2A1X2C1F0	Midi H1	28.4"H x 28.4"W x 19.2"D	Standard	Standard	Y	(6) 3" Totes + (2) 6" Totes	Y	Handles	\$1,397.81
B.	A2A1X2C1D0-XXXX-XX	Midi H1	31.9"H x 36"W x 20"D	Standard	Standard	Y	(6) 3" Totes + (2) 6" Totes	Y	Laminate	\$1,707.07
C.	A2A1X2C1B0	Midi H1	61.9"H x 28.4"W x 19.2"D	Standard	Standard	Y	(6) 3" Totes + (2) 6" Totes	Y	Ogee	\$1,931.42
D.	A2A1X2C1A0	Midi H1	55.9"H x 28.4"W x 19.2"D	Standard	Standard	Y	(6) 3" Totes + (2) 6" Totes	Y	TV Mount	\$1,992.06
E.	A2A1X2D1X0	Midi H1	25.9"H x 28.4"W x 19.2"D	Standard	Standard	Y	Shelves	Y		\$985.29
F.	A2A1X2D1F0	Midi H1	28.4"H x 28.4"W x 19.2"D	Standard	Standard	Y	Shelves	Y	Handles	\$1,058.05
G.	A2A1X2D1D0-XXXX-XX	Midi H1	31.9"H x 36"W x 20"D	Standard	Standard	Y	Shelves	Y	Laminate	\$1,367.30
H.	A2A1X2D1B0	Midi H1	61.9"H x 28.4"W x 19.2"D	Standard	Standard	Y	Shelves	Y	Ogee	\$1,591.66
I.	A2A1X2D1A0	Midi H1	55.9"H x 28.4"W x 19.2"D	Standard	Standard	Y	Shelves	Y	TV Mount	\$1,652.30
J.	A2A1X1A1X0	Midi H1	25.9"H x 28.4"W x 19.2"D	Standard	Standard		(10) 3" Totes	Y		\$1,177.92
K.	A2A1X1A1F0	Midi H1	28.4"H x 28.4"W x 19.2"D	Standard	Standard		(10) 3" Totes	Y	Handles	\$1,250.69
L.	A2A1X1A1D0-XXXX-XX	Midi H1	31.9"H x 36"W x 20"D	Standard	Standard		(10) 3" Totes	Y	Laminate	\$1,559.93

Compass Cabinets: Midi H1



Key	Part No.	Size	Dimensions	Back Panel	Side Panel	Doors	Interior Filling	Casters	Top	Base MSRP
A.	A2A1X1A1B0	Midi H1	61.9"H x 28.4"W x 19.2"D	Standard	Standard		(10) 3" Totes	Y	Ogee	\$1,784.30
B.	A2A1X1A1A0	Midi H1	55.9"H x 28.4"W x 19.2"D	Standard	Standard		(10) 3" Totes	Y	TV Mount	\$1,844.93
C.	A2A1X1C1X0	Midi H1	25.9"H x 28.4"W x 19.2"D	Standard	Standard		(6) 3" Totes + (2) 6" Totes	Y		\$1,141.54
D.	A2A1X1C1F0	Midi H1	28.4"H x 28.4"W x 19.2"D	Standard	Standard		(6) 3" Totes + (2) 6" Totes	Y	Handles	\$1,214.30
E.	A2A1X1C1D0-XXXX-XX	Midi H1	31.9"H x 36"W x 20"D	Standard	Standard		(6) 3" Totes + (2) 6" Totes	Y	Laminate	\$1,523.55
F.	A2A1X1C1B0	Midi H1	61.9"H x 28.4"W x 19.2"D	Standard	Standard		(6) 3" Totes + (2) 6" Totes	Y	Ogee	\$1,747.91
G.	A2A1X1C1A0	Midi H1	55.9"H x 28.4"W x 19.2"D	Standard	Standard		(6) 3" Totes + (2) 6" Totes	Y	TV Mount	\$1,808.55
H.	A2A1X1D1X0	Midi H1	25.9"H x 28.4"W x 19.2"D	Standard	Standard		Shelves	Y		\$817.38
I.	A2A1X1D1F0	Midi H1	28.4"H x 28.4"W x 19.2"D	Standard	Standard		Shelves	Y	Handles	\$890.15
J.	A2A1X1D1D0-XXXX-XX	Midi H1	31.9"H x 36"W x 20"D	Standard	Standard		Shelves	Y	Laminate	\$1,199.39
K.	A2A1X1D1B0	Midi H1	61.9"H x 28.4"W x 19.2"D	Standard	Standard		Shelves	Y	Ogee	\$1,423.76
L.	A2A1X1D1A0	Midi H1	55.9"H x 28.4"W x 19.2"D	Standard	Standard		Shelves	Y	TV Mount	\$1,484.40

Compass Cabinets: Midi H2



Key	Part No.	Size	Dimensions	Back Panel	Side Panel	Doors	Interior Filling	Casters	Top	Base MSRP
A.	B2A2X2A1X0	Midi H2	36.1"H x 28.4"W x 19.2"D	Standard	Peg	Y	(16) 3" Totes	Y		\$2,038.32
B.	B2A2X2A1F0	Midi H2	38.6"H x 28.4"W x 19.2"D	Standard	Peg	Y	(16) 3" Totes	Y	Handles	\$2,111.09
C.	B2A2X2A1D0-XXXX-XX	Midi H2	42.1"H x 36"W x 20"D	Standard	Peg	Y	(16) 3" Totes	Y	Laminate	\$2,420.33
D.	B2A2X2A1E0-XXXX-XX	Midi H2	43.7"H x 28.4"W x 22"D	Standard	Peg	Y	(16) 3" Totes	Y	Lectern	\$2,432.46
E.	B2A2X2A1B0	Midi H2	72.1"H x 28.4"W x 19.2"D	Standard	Peg	Y	(16) 3" Totes	Y	Ogee	\$2,644.70
F.	B2A2X2A1A0	Midi H2	66.1"H x 28.4"W x 19.2"D	Standard	Peg	Y	(16) 3" Totes	Y	TV Mount	\$2,705.34
G.	B2A2X2C1X0	Midi H2	36.1"H x 28.4"W x 19.2"D	Standard	Peg	Y	(8) 3" Totes + (4) 6" Totes	Y		\$1,959.49
H.	B2A2X2C1F0	Midi H2	38.6"H x 28.4"W x 19.2"D	Standard	Peg	Y	(8) 3" Totes + (4) 6" Totes	Y	Handles	\$2,032.25
I.	B2A2X2C1D0-XXXX-XX	Midi H2	42.1"H x 36"W x 20"D	Standard	Peg	Y	(8) 3" Totes + (4) 6" Totes	Y	Laminate	\$2,341.51
J.	B2A2X2C1E0-XXXX-XX	Midi H2	43.7"H x 28.4"W x 22"D	Standard	Peg	Y	(8) 3" Totes + (4) 6" Totes	Y	Lectern	\$2,353.64
K.	B2A2X2C1B0	Midi H2	72.1"H x 28.4"W x 19.2"D	Standard	Peg	Y	(8) 3" Totes + (4) 6" Totes	Y	Ogee	\$2,565.86
L.	B2A2X2C1A0	Midi H2	66.1"H x 28.4"W x 19.2"D	Standard	Peg	Y	(8) 3" Totes + (4) 6" Totes	Y	TV Mount	\$2,626.50

Compass Cabinets: Midi H2



Key	Part No.	Size	Dimensions	Back Panel	Side Panel	Doors	Interior Filling	Casters	Top	Base MSRP
A.	B2A2X2B1X0	Midi H2	36.1"H x 28.4"W x 19.2"D	Standard	Peg	Y	(8) 6" Totes	Y		\$1,892.79
B.	B2A2X2B1F0	Midi H2	38.6"H x 28.4"W x 19.2"D	Standard	Peg	Y	(8) 6" Totes	Y	Handles	\$1,965.56
C.	B2A2X2B1D0-XXXX-XX	Midi H2	42.1"H x 36"W x 20"D	Standard	Peg	Y	(8) 6" Totes	Y	Laminate	\$2,274.80
D.	B2A2X2B1E0-XXXX-XX	Midi H2	43.7"H x 28.4"W x 22"D	Standard	Peg	Y	(8) 6" Totes	Y	Lectern	\$2,286.93
E.	B2A2X2B1B0	Midi H2	72.1"H x 28.4"W x 19.2"D	Standard	Peg	Y	(8) 6" Totes	Y	Ogee	\$2,499.17
F.	B2A2X2B1A0	Midi H2	66.1"H x 28.4"W x 19.2"D	Standard	Peg	Y	(8) 6" Totes	Y	TV Mount	\$2,559.81
G.	B2A2X2D1X0	Midi H2	36.1"H x 28.4"W x 19.2"D	Standard	Peg	Y	Shelves	Y		\$1,468.24
H.	B2A2X2D1F0	Midi H2	38.6"H x 28.4"W x 19.2"D	Standard	Peg	Y	Shelves	Y	Handles	\$1,541.00
I.	B2A2X2D1D0-XXXX-XX	Midi H2	42.1"H x 36"W x 20"D	Standard	Peg	Y	Shelves	Y	Laminate	\$1,850.26
J.	B2A2X2D1E0-XXXX-XX	Midi H2	43.7"H x 28.4"W x 22"D	Standard	Peg	Y	Shelves	Y	Lectern	\$1,862.39
K.	B2A2X2D1B0	Midi H2	72.1"H x 28.4"W x 19.2"D	Standard	Peg	Y	Shelves	Y	Ogee	\$2,074.61
L.	B2A2X2D1A0	Midi H2	66.1"H x 28.4"W x 19.2"D	Standard	Peg	Y	Shelves	Y	TV Mount	\$2,135.25

Compass Cabinets: Midi H2



Key	Part No.	Size	Dimensions	Back Panel	Side Panel	Doors	Interior Filling	Casters	Top	Base MSRP
A.	B2A2X1A1X0	Midi H2	36.1"H x 28.4"W x 19.2"D	Standard	Peg		(16) 3" Totes	Y		\$1,787.12
B.	B2A2X1A1F0	Midi H2	38.6"H x 28.4"W x 19.2"D	Standard	Peg		(16) 3" Totes	Y	Handles	\$1,859.89
C.	B2A2X1A1D0-XXXX-XX	Midi H2	42.1"H x 36"W x 20"D	Standard	Peg		(16) 3" Totes	Y	Laminate	\$2,169.13
D.	B2A2X1A1E0-XXXX-XX	Midi H2	43.7"H x 28.4"W x 22"D	Standard	Peg		(16) 3" Totes	Y	Lectern	\$2,181.26
E.	B2A2X1A1B0	Midi H2	72.1"H x 28.4"W x 19.2"D	Standard	Peg		(16) 3" Totes	Y	Ogee	\$2,393.50
F.	B2A2X1A1A0	Midi H2	66.1"H x 28.4"W x 19.2"D	Standard	Peg		(16) 3" Totes	Y	TV Mount	\$2,454.13
G.	B2A2X1C1X0	Midi H2	36.1"H x 28.4"W x 19.2"D	Standard	Peg		(8) 3" Totes + (4) 6" Totes	Y		\$1,708.29
H.	B2A2X1C1F0	Midi H2	38.6"H x 28.4"W x 19.2"D	Standard	Peg		(8) 3" Totes + (4) 6" Totes	Y	Handles	\$1,781.05
I.	B2A2X1C1D0-XXXX-XX	Midi H2	42.1"H x 36"W x 20"D	Standard	Peg		(8) 3" Totes + (4) 6" Totes	Y	Laminate	\$2,090.31
J.	B2A2X1C1E0-XXXX-XX	Midi H2	43.7"H x 28.4"W x 22"D	Standard	Peg		(8) 3" Totes + (4) 6" Totes	Y	Lectern	\$2,102.44
K.	B2A2X1C1B0	Midi H2	72.1"H x 28.4"W x 19.2"D	Standard	Peg		(8) 3" Totes + (4) 6" Totes	Y	Ogee	\$2,314.66
L.	B2A2X1C1A0	Midi H2	66.1"H x 28.4"W x 19.2"D	Standard	Peg		(8) 3" Totes + (4) 6" Totes	Y	TV Mount	\$2,375.30

Compass Cabinets: Midi H2



Key	Part No.	Size	Dimensions	Back Panel	Side Panel	Doors	Interior Filling	Casters	Top	Base MSRP
A.	B2A2X1B1X0	Midi H2	36.1"H x 28.4"W x 19.2"D	Standard	Peg		(8) 6" Totes	Y		\$1,641.59
B.	B2A2X1B1F0	Midi H2	38.6"H x 28.4"W x 19.2"D	Standard	Peg		(8) 6" Totes	Y	Handles	\$1,714.36
C.	B2A2X1B1D0-XXXX-XX	Midi H2	42.1"H x 36"W x 20"D	Standard	Peg		(8) 6" Totes	Y	Laminate	\$2,023.60
D.	B2A2X1B1E0-XXXX-XX	Midi H2	43.7"H x 28.4"W x 22"D	Standard	Peg		(8) 6" Totes	Y	Lectern	\$2,035.73
E.	B2A2X1B1B0	Midi H2	72.1"H x 28.4"W x 19.2"D	Standard	Peg		(8) 6" Totes	Y	Ogee	\$2,247.97
F.	B2A2X1B1A0	Midi H2	66.1"H x 28.4"W x 19.2"D	Standard	Peg		(8) 6" Totes	Y	TV Mount	\$2,308.60
G.	B2A2X1D1X0	Midi H2	36.1"H x 28.4"W x 19.2"D	Standard	Peg		Shelves	Y		\$1,239.17
H.	B2A2X1D1F0	Midi H2	38.6"H x 28.4"W x 19.2"D	Standard	Peg		Shelves	Y	Handles	\$1,311.93
I.	B2A2X1D1D0-XXXX-XX	Midi H2	42.1"H x 36"W x 20"D	Standard	Peg		Shelves	Y	Laminate	\$1,621.18
J.	B2A2X1D1E0-XXXX-XX	Midi H2	43.7"H x 28.4"W x 22"D	Standard	Peg		Shelves	Y	Lectern	\$1,633.31
K.	B2A2X1D1B0	Midi H2	72.1"H x 28.4"W x 19.2"D	Standard	Peg		Shelves	Y	Ogee	\$1,845.54
L.	B2A2X1D1A0	Midi H2	66.1"H x 28.4"W x 19.2"D	Standard	Peg		Shelves	Y	TV Mount	\$1,906.18

Compass Cabinets: Midi H2



Key	Part No.	Size	Dimensions	Back Panel	Side Panel	Doors	Interior Filling	Casters	Top	Base MSRP
A.	B2A1X2A1X0	Midi H2	36.1"H x 28.4"W x 19.2"D	Standard	Standard	Y	(16) 3" Totes	Y		\$1,826.09
B.	B2A1X2A1F0	Midi H2	38.6"H x 28.4"W x 19.2"D	Standard	Standard	Y	(16) 3" Totes	Y	Handles	\$1,898.85
C.	B2A1X2A1D0-XXXX-XX	Midi H2	42.1"H x 36"W x 20"D	Standard	Standard	Y	(16) 3" Totes	Y	Laminate	\$2,208.10
D.	B2A1X2A1E0-XXXX-XX	Midi H2	43.7"H x 28.4"W x 22"D	Standard	Standard	Y	(16) 3" Totes	Y	Lectern	\$2,220.24
E.	B2A1X2A1B0	Midi H2	72.1"H x 28.4"W x 19.2"D	Standard	Standard	Y	(16) 3" Totes	Y	Ogee	\$2,432.46
F.	B2A1X2A1A0	Midi H2	66.1"H x 28.4"W x 19.2"D	Standard	Standard	Y	(16) 3" Totes	Y	TV Mount	\$2,493.10
G.	B2A1X2C1X0	Midi H2	36.1"H x 28.4"W x 19.2"D	Standard	Standard	Y	(8) 3" Totes + (4) 6" Totes	Y		\$1,747.26
H.	B2A1X2C1F0	Midi H2	38.6"H x 28.4"W x 19.2"D	Standard	Standard	Y	(8) 3" Totes + (4) 6" Totes	Y	Handles	\$1,820.03
I.	B2A1X2C1D0-XXXX-XX	Midi H2	42.1"H x 36"W x 20"D	Standard	Standard	Y	(8) 3" Totes + (4) 6" Totes	Y	Laminate	\$2,129.27
J.	B2A1X2C1E0-XXXX-XX	Midi H2	43.7"H x 28.4"W x 22"D	Standard	Standard	Y	(8) 3" Totes + (4) 6" Totes	Y	Lectern	\$2,141.40
K.	B2A1X2C1B0	Midi H2	72.1"H x 28.4"W x 19.2"D	Standard	Standard	Y	(8) 3" Totes + (4) 6" Totes	Y	Ogee	\$2,353.64
L.	B2A1X2C1A0	Midi H2	66.1"H x 28.4"W x 19.2"D	Standard	Standard	Y	(8) 3" Totes + (4) 6" Totes	Y	TV Mount	\$2,414.28

Compass Cabinets: Midi H2



Key	Part No.	Size	Dimensions	Back Panel	Side Panel	Doors	Interior Filling	Casters	Top	Base MSRP
A.	B2A1X2B1X0	Midi H2	36.1"H x 28.4"W x 19.2"D	Standard	Standard	Y	(8) 6" Totes	Y		\$1,680.56
B.	B2A1X2B1F0	Midi H2	38.6"H x 28.4"W x 19.2"D	Standard	Standard	Y	(8) 6" Totes	Y	Handles	\$1,753.32
C.	B2A1X2B1D0-XXXX-XX	Midi H2	42.1"H x 36"W x 20"D	Standard	Standard	Y	(8) 6" Totes	Y	Laminate	\$2,062.58
D.	B2A1X2B1E0-XXXX-XX	Midi H2	43.7"H x 28.4"W x 22"D	Standard	Standard	Y	(8) 6" Totes	Y	Lectern	\$2,074.71
E.	B2A1X2B1B0	Midi H2	72.1"H x 28.4"W x 19.2"D	Standard	Standard	Y	(8) 6" Totes	Y	Ogee	\$2,286.93
F.	B2A1X2B1A0	Midi H2	66.1"H x 28.4"W x 19.2"D	Standard	Standard	Y	(8) 6" Totes	Y	TV Mount	\$2,347.57
G.	B2A1X2D1X0	Midi H2	36.1"H x 28.4"W x 19.2"D	Standard	Standard	Y	Shelves	Y		\$1,256.01
H.	B2A1X2D1F0	Midi H2	38.6"H x 28.4"W x 19.2"D	Standard	Standard	Y	Shelves	Y	Handles	\$1,328.78
I.	B2A1X2D1D0-XXXX-XX	Midi H2	42.1"H x 36"W x 20"D	Standard	Standard	Y	Shelves	Y	Laminate	\$1,638.02
J.	B2A1X2D1E0-XXXX-XX	Midi H2	43.7"H x 28.4"W x 22"D	Standard	Standard	Y	Shelves	Y	Lectern	\$1,650.15
K.	B2A1X2D1B0	Midi H2	72.1"H x 28.4"W x 19.2"D	Standard	Standard	Y	Shelves	Y	Ogee	\$1,862.39
L.	B2A1X2D1A0	Midi H2	66.1"H x 28.4"W x 19.2"D	Standard	Standard	Y	Shelves	Y	TV Mount	\$1,923.02

Compass Cabinets: Midi H2



Key	Part No.	Size	Dimensions	Back Panel	Side Panel	Doors	Interior Filling	Casters	Top	Base MSRP
A.	B2A1X1A1X0	Midi H2	36.1"H x 28.4"W x 19.2"D	Standard	Standard		(16) 3" Totes	Y		\$1,574.88
B.	B2A1X1A1F0	Midi H2	38.6"H x 28.4"W x 19.2"D	Standard	Standard		(16) 3" Totes	Y	Handles	\$1,647.65
C.	B2A1X1A1D0-XXXX-XX	Midi H2	42.1"H x 36"W x 20"D	Standard	Standard		(16) 3" Totes	Y	Laminate	\$1,956.91
D.	B2A1X1A1E0-XXXX-XX	Midi H2	43.7"H x 28.4"W x 22"D	Standard	Standard		(16) 3" Totes	Y	Lectern	\$1,969.03
E.	B2A1X1A1B0	Midi H2	72.1"H x 28.4"W x 19.2"D	Standard	Standard		(16) 3" Totes	Y	Ogee	\$2,181.26
F.	B2A1X1A1A0	Midi H2	66.1"H x 28.4"W x 19.2"D	Standard	Standard		(16) 3" Totes	Y	TV Mount	\$2,241.90
G.	B2A1X1C1X0	Midi H2	36.1"H x 28.4"W x 19.2"D	Standard	Standard		(8) 3" Totes + (4) 6" Totes	Y		\$1,496.06
H.	B2A1X1C1F0	Midi H2	38.6"H x 28.4"W x 19.2"D	Standard	Standard		(8) 3" Totes + (4) 6" Totes	Y	Handles	\$1,568.83
I.	B2A1X1C1D0-XXXX-XX	Midi H2	42.1"H x 36"W x 20"D	Standard	Standard		(8) 3" Totes + (4) 6" Totes	Y	Laminate	\$1,878.07
J.	B2A1X1C1E0-XXXX-XX	Midi H2	43.7"H x 28.4"W x 22"D	Standard	Standard		(8) 3" Totes + (4) 6" Totes	Y	Lectern	\$1,890.20
K.	B2A1X1C1B0	Midi H2	72.1"H x 28.4"W x 19.2"D	Standard	Standard		(8) 3" Totes + (4) 6" Totes	Y	Ogee	\$2,102.44
L.	B2A1X1C1A0	Midi H2	66.1"H x 28.4"W x 19.2"D	Standard	Standard		(8) 3" Totes + (4) 6" Totes	Y	TV Mount	\$2,163.07

Compass Cabinets: Midi H2



Key	Part No.	Size	Dimensions	Back Panel	Side Panel	Doors	Interior Filling	Casters	Top	Base MSRP
A.	B2A1X1B1X0	Midi H2	36.1"H x 28.4"W x 19.2"D	Standard	Standard		(8) 6" Totes	Y		\$1,429.35
B.	B2A1X1B1F0	Midi H2	38.6"H x 28.4"W x 19.2"D	Standard	Standard		(8) 6" Totes	Y	Handles	\$1,502.12
C.	B2A1X1B1D0-XXXX-XX	Midi H2	42.1"H x 36"W x 20"D	Standard	Standard		(8) 6" Totes	Y	Laminate	\$1,811.38
D.	B2A1X1B1E0-XXXX-XX	Midi H2	43.7"H x 28.4"W x 22"D	Standard	Standard		(8) 6" Totes	Y	Lectern	\$1,823.50
E.	B2A1X1B1B0	Midi H2	72.1"H x 28.4"W x 19.2"D	Standard	Standard		(8) 6" Totes	Y	Ogee	\$2,035.73
F.	B2A1X1B1A0	Midi H2	66.1"H x 28.4"W x 19.2"D	Standard	Standard		(8) 6" Totes	Y	TV Mount	\$2,096.37
G.	B2A1X1D1X0	Midi H2	36.1"H x 28.4"W x 19.2"D	Standard	Standard		Shelves	Y		\$1,026.93
H.	B2A1X1D1F0	Midi H2	38.6"H x 28.4"W x 19.2"D	Standard	Standard		Shelves	Y	Handles	\$1,099.70
I.	B2A1X1D1D0-XXXX-XX	Midi H2	42.1"H x 36"W x 20"D	Standard	Standard		Shelves	Y	Laminate	\$1,408.95
J.	B2A1X1D1E0-XXXX-XX	Midi H2	43.7"H x 28.4"W x 22"D	Standard	Standard		Shelves	Y	Lectern	\$1,421.08
K.	B2A1X1D1B0	Midi H2	72.1"H x 28.4"W x 19.2"D	Standard	Standard		Shelves	Y	Ogee	\$1,633.31
L.	B2A1X1D1A0	Midi H2	66.1"H x 28.4"W x 19.2"D	Standard	Standard		Shelves	Y	TV Mount	\$1,693.94

Compass Cabinets: Midi H2 + Whiteboard Back Panel



Key	Part No.	Size	Dimensions	Back Panel	Side Panel	Doors	Interior Filling	Casters	Top	Base MSRP
A.	B2B2X2A1X0	Midi H2	36.1"H x 28.4"W x 19.2"D	Whiteboard	Peg	Y	(16) 3" Totes	Y		\$2,280.87
B.	B2B2X2A1F0	Midi H2	38.6"H x 28.4"W x 19.2"D	Whiteboard	Peg	Y	(16) 3" Totes	Y	Handles	\$2,353.64
C.	B2B2X2A1D0-XXXX-XX	Midi H2	42.1"H x 36"W x 20"D	Whiteboard	Peg	Y	(16) 3" Totes	Y	Laminate	\$2,662.88
D.	B2B2X2A1E0-XXXX-XX	Midi H2	43.7"H x 28.4"W x 22"D	Whiteboard	Peg	Y	(16) 3" Totes	Y	Lectern	\$2,675.01
E.	B2B2X2A1B0	Midi H2	72.1"H x 28.4"W x 19.2"D	Whiteboard	Peg	Y	(16) 3" Totes	Y	Ogee	\$2,887.25
F.	B2B2X2A1A0	Midi H2	66.1"H x 28.4"W x 19.2"D	Whiteboard	Peg	Y	(16) 3" Totes	Y	TV Mount	\$2,947.89
G.	B2B2X2C1X0	Midi H2	36.1"H x 28.4"W x 19.2"D	Whiteboard	Peg	Y	(8) 3" Totes + (4) 6" Totes	Y		\$2,202.04
H.	B2B2X2C1F0	Midi H2	38.6"H x 28.4"W x 19.2"D	Whiteboard	Peg	Y	(8) 3" Totes + (4) 6" Totes	Y	Handles	\$2,274.80
I.	B2B2X2C1D0-XXXX-XX	Midi H2	42.1"H x 36"W x 20"D	Whiteboard	Peg	Y	(8) 3" Totes + (4) 6" Totes	Y	Laminate	\$2,584.06
J.	B2B2X2C1E0-XXXX-XX	Midi H2	43.7"H x 28.4"W x 22"D	Whiteboard	Peg	Y	(8) 3" Totes + (4) 6" Totes	Y	Lectern	\$2,596.19
K.	B2B2X2C1B0	Midi H2	72.1"H x 28.4"W x 19.2"D	Whiteboard	Peg	Y	(8) 3" Totes + (4) 6" Totes	Y	Ogee	\$2,808.41
L.	B2B2X2C1A0	Midi H2	66.1"H x 28.4"W x 19.2"D	Whiteboard	Peg	Y	(8) 3" Totes + (4) 6" Totes	Y	TV Mount	\$2,869.05

Compass Cabinets: Midi H2 + Whiteboard Back Panel



Key	Part No.	Size	Dimensions	Back Panel	Side Panel	Doors	Interior Filling	Casters	Top	Base MSRP
A.	B2B2X2B1X0	Midi H2	36.1"H x 28.4"W x 19.2"D	Whiteboard	Peg	Y	(8) 6" Totes	Y		\$2,135.34
B.	B2B2X2B1F0	Midi H2	38.6"H x 28.4"W x 19.2"D	Whiteboard	Peg	Y	(8) 6" Totes	Y	Handles	\$2,208.11
C.	B2B2X2B1D0-XXXX-XX	Midi H2	42.1"H x 36"W x 20"D	Whiteboard	Peg	Y	(8) 6" Totes	Y	Laminate	\$2,517.35
D.	B2B2X2B1E0-XXXX-XX	Midi H2	43.7"H x 28.4"W x 22"D	Whiteboard	Peg	Y	(8) 6" Totes	Y	Lectern	\$2,529.48
E.	B2B2X2B1B0	Midi H2	72.1"H x 28.4"W x 19.2"D	Whiteboard	Peg	Y	(8) 6" Totes	Y	Ogee	\$2,741.72
F.	B2B2X2B1A0	Midi H2	66.1"H x 28.4"W x 19.2"D	Whiteboard	Peg	Y	(8) 6" Totes	Y	TV Mount	\$2,802.36
G.	B2B2X2D1X0	Midi H2	36.1"H x 28.4"W x 19.2"D	Whiteboard	Peg	Y	Shelves	Y		\$1,710.79
H.	B2B2X2D1F0	Midi H2	38.6"H x 28.4"W x 19.2"D	Whiteboard	Peg	Y	Shelves	Y	Handles	\$1,783.55
I.	B2B2X2D1D0-XXXX-XX	Midi H2	42.1"H x 36"W x 20"D	Whiteboard	Peg	Y	Shelves	Y	Laminate	\$2,092.81
J.	B2B2X2D1E0-XXXX-XX	Midi H2	43.7"H x 28.4"W x 22"D	Whiteboard	Peg	Y	Shelves	Y	Lectern	\$2,104.94
K.	B2B2X2D1B0	Midi H2	72.1"H x 28.4"W x 19.2"D	Whiteboard	Peg	Y	Shelves	Y	Ogee	\$2,317.16
L.	B2B2X2D1A0	Midi H2	66.1"H x 28.4"W x 19.2"D	Whiteboard	Peg	Y	Shelves	Y	TV Mount	\$2,377.80

Compass Cabinets: Midi H2 + Whiteboard Back Panel



Key	Part No.	Size	Dimensions	Back Panel	Side Panel	Doors	Interior Filling	Casters	Top	Base MSRP
A.	B2B2X1A1X0	Midi H2	36.1"H x 28.4"W x 19.2"D	Whiteboard	Peg		(16) 3" Totes			\$2,029.67
B.	B2B2X1A1F0	Midi H2	38.6"H x 28.4"W x 19.2"D	Whiteboard	Peg		(16) 3" Totes		Handles	\$2,102.44
C.	B2B2X1A1D0-XXXX-XX	Midi H2	42.1"H x 36"W x 20"D	Whiteboard	Peg		(16) 3" Totes		Laminate	\$2,411.68
D.	B2B2X1A1E0-XXXX-XX	Midi H2	43.7"H x 28.4"W x 22"D	Whiteboard	Peg		(16) 3" Totes		Lectern	\$2,423.81
E.	B2B2X1A1B0	Midi H2	72.1"H x 28.4"W x 19.2"D	Whiteboard	Peg		(16) 3" Totes		Ogee	\$2,636.05
F.	B2B2X1A1A0	Midi H2	66.1"H x 28.4"W x 19.2"D	Whiteboard	Peg		(16) 3" Totes		TV Mount	\$2,696.68
G.	B2B2X1C1X0	Midi H2	36.1"H x 28.4"W x 19.2"D	Whiteboard	Peg		(8) 3" Totes + (4) 6" Totes	Y		\$1,950.84
H.	B2B2X1C1F0	Midi H2	38.6"H x 28.4"W x 19.2"D	Whiteboard	Peg		(8) 3" Totes + (4) 6" Totes	Y	Handles	\$2,023.60
I.	B2B2X1C1D0-XXXX-XX	Midi H2	42.1"H x 36"W x 20"D	Whiteboard	Peg		(8) 3" Totes + (4) 6" Totes	Y	Laminate	\$2,332.86
J.	B2B2X1C1E0-XXXX-XX	Midi H2	43.7"H x 28.4"W x 22"D	Whiteboard	Peg		(8) 3" Totes + (4) 6" Totes	Y	Lectern	\$2,344.99
K.	B2B2X1C1B0	Midi H2	72.1"H x 28.4"W x 19.2"D	Whiteboard	Peg		(8) 3" Totes + (4) 6" Totes	Y	Ogee	\$2,557.21
L.	B2B2X1C1A0	Midi H2	66.1"H x 28.4"W x 19.2"D	Whiteboard	Peg		(8) 3" Totes + (4) 6" Totes	Y	TV Mount	\$2,617.85

Compass Cabinets: Midi H2 + Whiteboard Back Panel



Key	Part No.	Size	Dimensions	Back Panel	Side Panel	Doors	Interior Filling	Casters	Top	Base MSRP
A.	B2B2X1B1X0	Midi H2	36.1"H x 28.4"W x 19.2"D	Whiteboard	Peg		(8) 6" Totes	Y		\$1,884.14
B.	B2B2X1B1F0	Midi H2	38.6"H x 28.4"W x 19.2"D	Whiteboard	Peg		(8) 6" Totes	Y	Handles	\$1,956.91
C.	B2B2X1B1D0-XXXX-XX	Midi H2	42.1"H x 36"W x 20"D	Whiteboard	Peg		(8) 6" Totes	Y	Laminate	\$2,266.15
D.	B2B2X1B1E0-XXXX-XX	Midi H2	43.7"H x 28.4"W x 22"D	Whiteboard	Peg		(8) 6" Totes	Y	Lectern	\$2,278.28
E.	B2B2X1B1B0	Midi H2	72.1"H x 28.4"W x 19.2"D	Whiteboard	Peg		(8) 6" Totes	Y	Ogee	\$2,490.52
F.	B2B2X1B1A0	Midi H2	66.1"H x 28.4"W x 19.2"D	Whiteboard	Peg		(8) 6" Totes	Y	TV Mount	\$2,551.15
G.	B2B2X1D1X0	Midi H2	36.1"H x 28.4"W x 19.2"D	Whiteboard	Peg		Shelves	Y		\$1,481.72
H.	B2B2X1D1F0	Midi H2	38.6"H x 28.4"W x 19.2"D	Whiteboard	Peg		Shelves	Y	Handles	\$1,554.48
I.	B2B2X1D1D0-XXXX-XX	Midi H2	42.1"H x 36"W x 20"D	Whiteboard	Peg		Shelves	Y	Laminate	\$1,863.73
J.	B2B2X1D1E0-XXXX-XX	Midi H2	43.7"H x 28.4"W x 22"D	Whiteboard	Peg		Shelves	Y	Lectern	\$1,875.86
K.	B2B2X1D1B0	Midi H2	72.1"H x 28.4"W x 19.2"D	Whiteboard	Peg		Shelves	Y	Ogee	\$2,088.09
L.	B2B2X1D1A0	Midi H2	66.1"H x 28.4"W x 19.2"D	Whiteboard	Peg		Shelves	Y	TV Mount	\$2,148.73

Compass Cabinets: Midi H2 + Whiteboard Back Panel



Key	Part No.	Size	Dimensions	Back Panel	Side Panel	Doors	Interior Filling	Casters	Top	Base MSRP
A.	B2B1X2A1X0	Midi H2	36.1"H x 28.4"W x 19.2"D	Whiteboard	Standard	Y	(16) 3" Totes	Y		\$2,068.64
B.	B2B1X2A1F0	Midi H2	38.6"H x 28.4"W x 19.2"D	Whiteboard	Standard	Y	(16) 3" Totes	Y	Handles	\$2,141.40
C.	B2B1X2A1D0-XXXX-XX	Midi H2	42.1"H x 36"W x 20"D	Whiteboard	Standard	Y	(16) 3" Totes	Y	Laminate	\$2,450.66
D.	B2B1X2A1E0-XXXX-XX	Midi H2	43.7"H x 28.4"W x 22"D	Whiteboard	Standard	Y	(16) 3" Totes	Y	Lectern	\$2,462.79
E.	B2B1X2A1B0	Midi H2	72.1"H x 28.4"W x 19.2"D	Whiteboard	Standard	Y	(16) 3" Totes	Y	Ogee	\$2,675.01
F.	B2B1X2A1A0	Midi H2	66.1"H x 28.4"W x 19.2"D	Whiteboard	Standard	Y	(16) 3" Totes	Y	TV Mount	\$2,735.65
G.	B2B1X2C1X0	Midi H2	36.1"H x 28.4"W x 19.2"D	Whiteboard	Standard	Y	(8) 3" Totes + (4) 6" Totes	Y		\$1,989.81
H.	B2B1X2C1F0	Midi H2	38.6"H x 28.4"W x 19.2"D	Whiteboard	Standard	Y	(8) 3" Totes + (4) 6" Totes	Y	Handles	\$2,062.58
I.	B2B1X2C1D0-XXXX-XX	Midi H2	42.1"H x 36"W x 20"D	Whiteboard	Standard	Y	(8) 3" Totes + (4) 6" Totes	Y	Laminate	\$2,371.82
J.	B2B1X2C1E0-XXXX-XX	Midi H2	43.7"H x 28.4"W x 22"D	Whiteboard	Standard	Y	(8) 3" Totes + (4) 6" Totes	Y	Lectern	\$2,383.95
K.	B2B1X2C1B0	Midi H2	72.1"H x 28.4"W x 19.2"D	Whiteboard	Standard	Y	(8) 3" Totes + (4) 6" Totes	Y	Ogee	\$2,596.19
L.	B2B1X2C1A0	Midi H2	66.1"H x 28.4"W x 19.2"D	Whiteboard	Standard	Y	(8) 3" Totes + (4) 6" Totes	Y	TV Mount	\$2,656.83

Compass Cabinets: Midi H2 + Whiteboard Back Panel



Key	Part No.	Size	Dimensions	Back Panel	Side Panel	Doors	Interior Filling	Casters	Top	Base MSRP
A.	B2B1X2B1X0	Midi H2	36.1"H x 28.4"W x 19.2"D	Whiteboard	Standard	Y	(8) 6" Totes	Y		\$1,923.11
B.	B2B1X2B1F0	Midi H2	38.6"H x 28.4"W x 19.2"D	Whiteboard	Standard	Y	(8) 6" Totes	Y	Handles	\$1,995.87
C.	B2B1X2B1D0-XXXX-XX	Midi H2	42.1"H x 36"W x 20"D	Whiteboard	Standard	Y	(8) 6" Totes	Y	Laminate	\$2,305.13
D.	B2B1X2B1E0-XXXX-XX	Midi H2	43.7"H x 28.4"W x 22"D	Whiteboard	Standard	Y	(8) 6" Totes	Y	Lectern	\$2,317.26
E.	B2B1X2B1B0	Midi H2	72.1"H x 28.4"W x 19.2"D	Whiteboard	Standard	Y	(8) 6" Totes	Y	Ogee	\$2,529.48
F.	B2B1X2B1A0	Midi H2	66.1"H x 28.4"W x 19.2"D	Whiteboard	Standard	Y	(8) 6" Totes	Y	TV Mount	\$2,590.12
G.	B2B1X2D1X0	Midi H2	36.1"H x 28.4"W x 19.2"D	Whiteboard	Standard	Y	Shelves	Y		\$1,498.56
H.	B2B1X2D1F0	Midi H2	38.6"H x 28.4"W x 19.2"D	Whiteboard	Standard	Y	Shelves	Y	Handles	\$1,571.33
I.	B2B1X2D1D0-XXXX-XX	Midi H2	42.1"H x 36"W x 20"D	Whiteboard	Standard	Y	Shelves	Y	Laminate	\$1,880.57
J.	B2B1X2D1E0-XXXX-XX	Midi H2	43.7"H x 28.4"W x 22"D	Whiteboard	Standard	Y	Shelves	Y	Lectern	\$1,892.70
K.	B2B1X2D1B0	Midi H2	72.1"H x 28.4"W x 19.2"D	Whiteboard	Standard	Y	Shelves	Y	Ogee	\$2,104.94
L.	B2B1X2D1A0	Midi H2	66.1"H x 28.4"W x 19.2"D	Whiteboard	Standard	Y	Shelves	Y	TV Mount	\$2,165.57

Compass Cabinets: Midi H2 + Whiteboard Back Panel



Key	Part No.	Size	Dimensions	Back Panel	Side Panel	Doors	Interior Filling	Casters	Top	Base MSRP
A.	B2B1X1A1X0	Midi H2	36.1"H x 28.4"W x 19.2"D	Whiteboard	Standard		(16) 3" Totes	Y		\$1,817.43
B.	B2B1X1A1F0	Midi H2	38.6"H x 28.4"W x 19.2"D	Whiteboard	Standard		(16) 3" Totes	Y	Handles	\$1,890.20
C.	B2B1X1A1D0-XXXX-XX	Midi H2	42.1"H x 36"W x 20"D	Whiteboard	Standard		(16) 3" Totes	Y	Laminate	\$2,199.46
D.	B2B1X1A1E0-XXXX-XX	Midi H2	43.7"H x 28.4"W x 22"D	Whiteboard	Standard		(16) 3" Totes	Y	Lectern	\$2,211.58
E.	B2B1X1A1B0	Midi H2	72.1"H x 28.4"W x 19.2"D	Whiteboard	Standard		(16) 3" Totes	Y	Ogee	\$2,423.81
F.	B2B1X1A1A0	Midi H2	66.1"H x 28.4"W x 19.2"D	Whiteboard	Standard		(16) 3" Totes	Y	TV Mount	\$2,484.45
G.	B2B1X1C1X0	Midi H2	36.1"H x 28.4"W x 19.2"D	Whiteboard	Standard		(8) 3" Totes + (4) 6" Totes	Y		\$1,738.61
H.	B2B1X1C1F0	Midi H2	38.6"H x 28.4"W x 19.2"D	Whiteboard	Standard		(8) 3" Totes + (4) 6" Totes	Y	Handles	\$1,811.38
I.	B2B1X1C1D0-XXXX-XX	Midi H2	42.1"H x 36"W x 20"D	Whiteboard	Standard		(8) 3" Totes + (4) 6" Totes	Y	Laminate	\$2,120.62
J.	B2B1X1C1E0-XXXX-XX	Midi H2	43.7"H x 28.4"W x 22"D	Whiteboard	Standard		(8) 3" Totes + (4) 6" Totes	Y	Lectern	\$2,132.75
K.	B2B1X1C1B0	Midi H2	72.1"H x 28.4"W x 19.2"D	Whiteboard	Standard		(8) 3" Totes + (4) 6" Totes	Y	Ogee	\$2,344.99
L.	B2B1X1C1A0	Midi H2	66.1"H x 28.4"W x 19.2"D	Whiteboard	Standard		(8) 3" Totes + (4) 6" Totes	Y	TV Mount	\$2,405.62

Compass Cabinets: Midi H2 + Whiteboard Back Panel



Key	Part No.	Size	Dimensions	Back Panel	Side Panel	Doors	Interior Filling	Casters	Top	Base MSRP
A.	B2B1X1B1X0	Midi H2	36.1"H x 28.4"W x 19.2"D	Whiteboard	Standard		(8) 6" Totes	Y		\$1,671.90
B.	B2B1X1B1F0	Midi H2	38.6"H x 28.4"W x 19.2"D	Whiteboard	Standard		(8) 6" Totes	Y	Handles	\$1,744.67
C.	B2B1X1B1D0-XXXX-XX	Midi H2	42.1"H x 36"W x 20"D	Whiteboard	Standard		(8) 6" Totes	Y	Laminate	\$2,053.93
D.	B2B1X1B1E0-XXXX-XX	Midi H2	43.7"H x 28.4"W x 22"D	Whiteboard	Standard		(8) 6" Totes	Y	Lectern	\$2,066.05
E.	B2B1X1B1B0	Midi H2	72.1"H x 28.4"W x 19.2"D	Whiteboard	Standard		(8) 6" Totes	Y	Ogee	\$2,278.28
F.	B2B1X1B1A0	Midi H2	66.1"H x 28.4"W x 19.2"D	Whiteboard	Standard		(8) 6" Totes	Y	TV Mount	\$2,338.92
G.	B2B1X1D1X0	Midi H2	36.1"H x 28.4"W x 19.2"D	Whiteboard	Standard		Shelves	Y		\$1,269.48
H.	B2B1X1D1F0	Midi H2	38.6"H x 28.4"W x 19.2"D	Whiteboard	Standard		Shelves	Y	Handles	\$1,342.25
I.	B2B1X1D1D0-XXXX-XX	Midi H2	42.1"H x 36"W x 20"D	Whiteboard	Standard		Shelves	Y	Laminate	\$1,651.50
J.	B2B1X1D1E0-XXXX-XX	Midi H2	43.7"H x 28.4"W x 22"D	Whiteboard	Standard		Shelves	Y	Lectern	\$1,663.63
K.	B2B1X1D1B0	Midi H2	72.1"H x 28.4"W x 19.2"D	Whiteboard	Standard		Shelves	Y	Ogee	\$1,875.86
L.	B2B1X1D1A0	Midi H2	66.1"H x 28.4"W x 19.2"D	Whiteboard	Standard		Shelves	Y	TV Mount	\$1,936.49

Compass Cabinets: Midi H3



Key	Part No.	Size	Dimensions	Back Panel	Side Panel	Doors	Interior Filling	Casters	Top	Base MSRP
A.	C2A2X2B1X0	Midi H3	51.1"H x 28.4"W x 19.2"D	Standard	Peg	Y	(12) 6" Totes	Y		\$2,517.96
B.	C2A2X2B1F0	Midi H3	53.6"H x 28.4"W x 19.2"D	Standard	Peg	Y	(12) 6" Totes	Y	Handles	\$2,590.73
C.	C2A2X2B1D0-XXXX-XX	Midi H3	57.1"H x 36"W x 20"D	Standard	Peg	Y	(12) 6" Totes	Y	Laminate	\$2,899.97
D.	C2A2X2A1X0	Midi H3	51.1"H x 28.4"W x 19.2"D	Standard	Peg	Y	(24) 3" Totes	Y		\$2,681.68
E.	C2A2X2A1F0	Midi H3	53.6"H x 28.4"W x 19.2"D	Standard	Peg	Y	(24) 3" Totes	Y	Handles	\$2,754.44
F.	C2A2X2A1D0-XXXX-XX	Midi H3	57.1"H x 36"W x 20"D	Standard	Peg	Y	(24) 3" Totes	Y	Laminate	\$3,063.70
G.	C2A2X2F1X0	Midi H3	51.1"H x 28.4"W x 19.2"D	Standard	Peg	Y	(6) 3" Totes + (6) 6" Totes + (2) 12" Totes	Y		\$2,536.15
H.	C2A2X2F1F0	Midi H3	53.6"H x 28.4"W x 19.2"D	Standard	Peg	Y	(6) 3" Totes + (6) 6" Totes + (2) 12" Totes	Y	Handles	\$2,608.91
I.	C2A2X2F1D0-XXXX-XX	Midi H3	57.1"H x 36"W x 20"D	Standard	Peg	Y	(6) 3" Totes + (6) 6" Totes + (2) 12" Totes	Y	Laminate	\$2,918.17
J.	C2A2X2D1X0	Midi H3	51.1"H x 28.4"W x 19.2"D	Standard	Peg	Y	Shelves	Y		\$1,855.18
K.	C2A2X2D1F0	Midi H3	53.6"H x 28.4"W x 19.2"D	Standard	Peg	Y	Shelves	Y	Handles	\$1,927.95
L.	C2A2X2D1D0-XXXX-XX	Midi H3	57.1"H x 36"W x 20"D	Standard	Peg	Y	Shelves	Y	Laminate	\$2,237.19

Compass Cabinets: Midi H3



Key	Part No.	Size	Dimensions	Back Panel	Side Panel	Doors	Interior Filling	Casters	Top	Base MSRP
A.	C2A2X1B1X0	Midi H3	51.1"H x 28.4"W x 19.2"D	Standard	Peg		(12) 6" Totes	Y		\$2,160.04
B.	C2A2X1B1F0	Midi H3	53.6"H x 28.4"W x 19.2"D	Standard	Peg		(12) 6" Totes	Y	Handles	\$2,232.80
C.	C2A2X1B1D0-XXXX-XX	Midi H3	57.1"H x 36"W x 20"D	Standard	Peg		(12) 6" Totes	Y	Laminate	\$2,542.05
D.	C2A2X1A1X0	Midi H3	51.1"H x 28.4"W x 19.2"D	Standard	Peg		(24) 3" Totes	Y		\$2,323.76
E.	C2A2X1A1F0	Midi H3	53.6"H x 28.4"W x 19.2"D	Standard	Peg		(24) 3" Totes	Y	Handles	\$2,396.52
F.	C2A2X1A1D0-XXXX-XX	Midi H3	57.1"H x 36"W x 20"D	Standard	Peg		(24) 3" Totes	Y	Laminate	\$2,705.78
G.	C2A2X1F1X0	Midi H3	51.1"H x 28.4"W x 19.2"D	Standard	Peg		(6) 3" Totes + (6) 6" Totes + (2) 12" Totes	Y		\$2,178.23
H.	C2A2X1F1F0	Midi H3	53.6"H x 28.4"W x 19.2"D	Standard	Peg		(6) 3" Totes + (6) 6" Totes + (2) 12" Totes	Y	Handles	\$2,250.99
I.	C2A2X1F1D0-XXXX-XX	Midi H3	57.1"H x 36"W x 20"D	Standard	Peg		(6) 3" Totes + (6) 6" Totes + (2) 12" Totes	Y	Laminate	\$2,560.24
J.	C2A2X1D1X0	Midi H3	51.1"H x 28.4"W x 19.2"D	Standard	Peg		Shelves	Y		\$1,527.19
K.	C2A2X1D1F0	Midi H3	53.6"H x 28.4"W x 19.2"D	Standard	Peg		Shelves	Y	Handles	\$1,599.95
L.	C2A2X1D1D0-XXXX-XX	Midi H3	57.1"H x 36"W x 20"D	Standard	Peg		Shelves	Y	Laminate	\$1,909.20

Compass Cabinets: Midi H3



Key	Part No.	Size	Dimensions	Back Panel	Side Panel	Doors	Interior Filling	Casters	Top	Base MSRP
A.	C2A1X2B1X0	Midi H3	51.1"H x 28.4"W x 19.2"D	Standard	Standard	Y	(12) 6" Totes	Y		\$2,275.41
B.	C2A1X2B1F0	Midi H3	53.6"H x 28.4"W x 19.2"D	Standard	Standard	Y	(12) 6" Totes	Y	Handles	\$2,348.18
C.	C2A1X2B1D0-XXXX-XX	Midi H3	57.1"H x 36"W x 20"D	Standard	Standard	Y	(12) 6" Totes	Y	Laminate	\$2,657.42
D.	C2A1X2A1X0	Midi H3	51.1"H x 28.4"W x 19.2"D	Standard	Standard	Y	(24) 3" Totes	Y		\$2,439.13
E.	C2A1X2A1F0	Midi H3	53.6"H x 28.4"W x 19.2"D	Standard	Standard	Y	(24) 3" Totes	Y	Handles	\$2,511.89
F.	C2A1X2A1D0-XXXX-XX	Midi H3	57.1"H x 36"W x 20"D	Standard	Standard	Y	(24) 3" Totes	Y	Laminate	\$2,821.15
G.	C2A1X2F1X0	Midi H3	51.1"H x 28.4"W x 19.2"D	Standard	Standard	Y	(6) 3" Totes + (6) 6" Totes + (2) 12" Totes	Y		\$2,293.60
H.	C2A1X2F1F0	Midi H3	53.6"H x 28.4"W x 19.2"D	Standard	Standard	Y	(6) 3" Totes + (6) 6" Totes + (2) 12" Totes	Y	Handles	\$2,366.36
I.	C2A1X2F1D0-XXXX-XX	Midi H3	57.1"H x 36"W x 20"D	Standard	Standard	Y	(6) 3" Totes + (6) 6" Totes + (2) 12" Totes	Y	Laminate	\$2,675.62
J.	C2A1X2D1X0	Midi H3	51.1"H x 28.4"W x 19.2"D	Standard	Standard	Y	Shelves	Y		\$1,612.63
K.	C2A1X2D1F0	Midi H3	53.6"H x 28.4"W x 19.2"D	Standard	Standard	Y	Shelves	Y	Handles	\$1,685.40
L.	C2A1X2D1D0-XXXX-XX	Midi H3	57.1"H x 36"W x 20"D	Standard	Standard	Y	Shelves	Y	Laminate	\$1,994.64

Compass Cabinets: Midi H3



Key	Part No.	Size	Dimensions	Back Panel	Side Panel	Doors	Interior Filling	Casters	Top	Base MSRP
A.	C2A1X1B1X0	Midi H3	51.1"H x 28.4"W x 19.2"D	Standard	Standard		(12) 6" Totes	Y		\$1,917.49
B.	C2A1X1B1F0	Midi H3	53.6"H x 28.4"W x 19.2"D	Standard	Standard		(12) 6" Totes	Y	Handles	\$1,990.25
C.	C2A1X1B1D0-XXXX-XX	Midi H3	57.1"H x 36"W x 20"D	Standard	Standard		(12) 6" Totes	Y	Laminate	\$2,299.50
D.	C2A1X1A1X0	Midi H3	51.1"H x 28.4"W x 19.2"D	Standard	Standard		(24) 3" Totes	Y		\$2,081.21
E.	C2A1X1A1F0	Midi H3	53.6"H x 28.4"W x 19.2"D	Standard	Standard		(24) 3" Totes	Y	Handles	\$2,153.97
F.	C2A1X1A1D0-XXXX-XX	Midi H3	57.1"H x 36"W x 20"D	Standard	Standard		(24) 3" Totes	Y	Laminate	\$2,463.23
G.	C2A1X1F1X0	Midi H3	51.1"H x 28.4"W x 19.2"D	Standard	Standard		(6) 3" Totes + (6) 6" Totes + (2) 12" Totes	Y		\$1,935.68
H.	C2A1X1F1F0	Midi H3	53.6"H x 28.4"W x 19.2"D	Standard	Standard		(6) 3" Totes + (6) 6" Totes + (2) 12" Totes	Y	Handles	\$2,008.44
I.	C2A1X1F1D0-XXXX-XX	Midi H3	57.1"H x 36"W x 20"D	Standard	Standard		(6) 3" Totes + (6) 6" Totes + (2) 12" Totes	Y	Laminate	\$2,317.69
J.	C2A1X1D1X0	Midi H3	51.1"H x 28.4"W x 19.2"D	Standard	Standard		Shelves	Y		\$1,284.64
K.	C2A1X1D1F0	Midi H3	53.6"H x 28.4"W x 19.2"D	Standard	Standard		Shelves	Y	Handles	\$1,357.41
L.	C2A1X1D1D0-XXXX-XX	Midi H3	57.1"H x 36"W x 20"D	Standard	Standard		Shelves	Y	Laminate	\$1,666.65

Compass Cabinets: Midi H3 + Whiteboard Back Panel



Key	Part No.	Size	Dimensions	Back Panel	Side Panel	Doors	Interior Filling	Casters	Top	Base MSRP
A.	C2B2X2B1X0	Midi H3	51.1"H x 28.4"W x 19.2"D	Whiteboard	Peg	Y	(12) 6" Totes	Y		\$2,772.64
B.	C2B2X2B1F0	Midi H3	53.6"H x 28.4"W x 19.2"D	Whiteboard	Peg	Y	(12) 6" Totes	Y	Handles	\$2,845.41
C.	C2B2X2B1D0-XXXX-XX	Midi H3	57.1"H x 36"W x 20"D	Whiteboard	Peg	Y	(12) 6" Totes	Y	Laminate	\$3,154.65
D.	C2B2X2A1X0	Midi H3	51.1"H x 28.4"W x 19.2"D	Whiteboard	Peg	Y	(24) 3" Totes	Y		\$2,936.36
E.	C2B2X2A1F0	Midi H3	53.6"H x 28.4"W x 19.2"D	Whiteboard	Peg	Y	(24) 3" Totes	Y	Handles	\$3,009.12
F.	C2B2X2A1D0-XXXX-XX	Midi H3	57.1"H x 36"W x 20"D	Whiteboard	Peg	Y	(24) 3" Totes	Y	Laminate	\$3,318.38
G.	C2B2X2F1X0	Midi H3	51.1"H x 28.4"W x 19.2"D	Whiteboard	Peg	Y	(6) 3" Totes + (6) 6" Totes + (2) 12" Totes	Y		\$2,790.83
H.	C2B2X2F1F0	Midi H3	53.6"H x 28.4"W x 19.2"D	Whiteboard	Peg	Y	(6) 3" Totes + (6) 6" Totes + (2) 12" Totes	Y	Handles	\$2,863.59
I.	C2B2X2F1D0-XXXX-XX	Midi H3	57.1"H x 36"W x 20"D	Whiteboard	Peg	Y	(6) 3" Totes + (6) 6" Totes + (2) 12" Totes	Y	Laminate	\$3,172.85
J.	C2B2X2D1X0	Midi H3	51.1"H x 28.4"W x 19.2"D	Whiteboard	Peg	Y	Shelves	Y		\$2,109.86
K.	C2B2X2D1F0	Midi H3	53.6"H x 28.4"W x 19.2"D	Whiteboard	Peg	Y	Shelves	Y	Handles	\$2,182.62
L.	C2B2X2D1D0-XXXX-XX	Midi H3	57.1"H x 36"W x 20"D	Whiteboard	Peg	Y	Shelves	Y	Laminate	\$2,491.88

Compass Cabinets: Midi H3 + Whiteboard Back Panel



Key	Part No.	Size	Dimensions	Back Panel	Side Panel	Doors	Interior Filling	Casters	Top	Base MSRP
A.	C2B2X1B1X0	Midi H3	51.1"H x 28.4"W x 19.2"D	Whiteboard	Peg		(12) 6" Totes	Y		\$2,414.72
B.	C2B2X1B1F0	Midi H3	53.6"H x 28.4"W x 19.2"D	Whiteboard	Peg		(12) 6" Totes	Y	Handles	\$2,487.48
C.	C2B2X1B1D0-XXXX-XX	Midi H3	57.1"H x 36"W x 20"D	Whiteboard	Peg		(12) 6" Totes	Y	Laminate	\$2,796.73
D.	C2B2X1A1X0	Midi H3	51.1"H x 28.4"W x 19.2"D	Whiteboard	Peg		(24) 3" Totes	Y		\$2,578.43
E.	C2B2X1A1F0	Midi H3	53.6"H x 28.4"W x 19.2"D	Whiteboard	Peg		(24) 3" Totes	Y	Handles	\$2,651.20
F.	C2B2X1A1D0-XXXX-XX	Midi H3	57.1"H x 36"W x 20"D	Whiteboard	Peg		(24) 3" Totes	Y	Laminate	\$2,960.45
G.	C2B2X1F1X0	Midi H3	51.1"H x 28.4"W x 19.2"D	Whiteboard	Peg		(6) 3" Totes + (6) 6" Totes + (2) 12" Totes	Y		\$2,432.90
H.	C2B2X1F1F0	Midi H3	53.6"H x 28.4"W x 19.2"D	Whiteboard	Peg		(6) 3" Totes + (6) 6" Totes + (2) 12" Totes	Y	Handles	\$2,505.67
I.	C2B2X1F1D0-XXXX-XX	Midi H3	57.1"H x 36"W x 20"D	Whiteboard	Peg		(6) 3" Totes + (6) 6" Totes + (2) 12" Totes	Y	Laminate	\$2,814.91
J.	C2B2X1D1X0	Midi H3	51.1"H x 28.4"W x 19.2"D	Whiteboard	Peg		Shelves	Y		\$1,781.86
K.	C2B2X1D1F0	Midi H3	53.6"H x 28.4"W x 19.2"D	Whiteboard	Peg		Shelves	Y	Handles	\$1,854.63
L.	C2B2X1D1D0-XXXX-XX	Midi H3	57.1"H x 36"W x 20"D	Whiteboard	Peg		Shelves	Y	Laminate	\$2,163.88

Compass Cabinets: Midi H3 + Whiteboard Back Panel



Key	Part No.	Size	Dimensions	Back Panel	Side Panel	Doors	Interior Filling	Casters	Top	Base MSRP
A.	C2B1X2B1X0	Midi H3	51.1"H x 28.4"W x 19.2"D	Whiteboard	Standard	Y	(12) 6" Totes	Y		\$2,530.09
B.	C2B1X2B1F0	Midi H3	53.6"H x 28.4"W x 19.2"D	Whiteboard	Standard	Y	(12) 6" Totes	Y	Handles	\$2,602.86
C.	C2B1X2B1D0-XXXX-XX	Midi H3	57.1"H x 36"W x 20"D	Whiteboard	Standard	Y	(12) 6" Totes	Y	Laminate	\$2,912.10
D.	C2B1X2A1X0	Midi H3	51.1"H x 28.4"W x 19.2"D	Whiteboard	Standard	Y	(24) 3" Totes	Y		\$2,693.81
E.	C2B1X2A1F0	Midi H3	53.6"H x 28.4"W x 19.2"D	Whiteboard	Standard	Y	(24) 3" Totes	Y	Handles	\$2,766.57
F.	C2B1X2A1D0-XXXX-XX	Midi H3	57.1"H x 36"W x 20"D	Whiteboard	Standard	Y	(24) 3" Totes	Y	Laminate	\$3,075.83
G.	C2B1X2F1X0	Midi H3	51.1"H x 28.4"W x 19.2"D	Whiteboard	Standard	Y	(6) 3" Totes + (6) 6" Totes + (2) 12" Totes	Y		\$2,548.28
H.	C2B1X2F1F0	Midi H3	53.6"H x 28.4"W x 19.2"D	Whiteboard	Standard	Y	(6) 3" Totes + (6) 6" Totes + (2) 12" Totes	Y	Handles	\$2,621.04
I.	C2B1X2F1D0-XXXX-XX	Midi H3	57.1"H x 36"W x 20"D	Whiteboard	Standard	Y	(6) 3" Totes + (6) 6" Totes + (2) 12" Totes	Y	Laminate	\$2,930.30
J.	C2B1X2D1X0	Midi H3	51.1"H x 28.4"W x 19.2"D	Whiteboard	Standard	Y	Shelves	Y		\$1,867.31
K.	C2B1X2D1F0	Midi H3	53.6"H x 28.4"W x 19.2"D	Whiteboard	Standard	Y	Shelves	Y	Handles	\$1,940.07
L.	C2B1X2D1D0-XXXX-XX	Midi H3	57.1"H x 36"W x 20"D	Whiteboard	Standard	Y	Shelves	Y	Laminate	\$2,249.32

Compass Cabinets: Midi H3 + Whiteboard Back Panel



Key	Part No.	Size	Dimensions	Back Panel	Side Panel	Doors	Interior Filling	Casters	Top	Base MSRP
A.	C2B1X1B1X0	Midi H3	51.1"H x 28.4"W x 19.2"D	Whiteboard	Standard		(12) 6" Totes	Y		\$2,172.17
B.	C2B1X1B1F0	Midi H3	53.6"H x 28.4"W x 19.2"D	Whiteboard	Standard		(12) 6" Totes	Y	Handles	\$2,244.93
C.	C2B1X1B1D0-XXXX-XX	Midi H3	57.1"H x 36"W x 20"D	Whiteboard	Standard		(12) 6" Totes	Y	Laminate	\$2,554.18
D.	C2B1X1A1X0	Midi H3	51.1"H x 28.4"W x 19.2"D	Whiteboard	Standard		(24) 3" Totes	Y		\$2,335.88
E.	C2B1X1A1F0	Midi H3	53.6"H x 28.4"W x 19.2"D	Whiteboard	Standard		(24) 3" Totes	Y	Handles	\$2,408.65
F.	C2B1X1A1D0-XXXX-XX	Midi H3	57.1"H x 36"W x 20"D	Whiteboard	Standard		(24) 3" Totes	Y	Laminate	\$2,717.90
G.	C2B1X1F1X0	Midi H3	51.1"H x 28.4"W x 19.2"D	Whiteboard	Standard		(6) 3" Totes + (6) 6" Totes + (2) 12" Totes	Y		\$2,190.35
H.	C2B1X1F1F0	Midi H3	53.6"H x 28.4"W x 19.2"D	Whiteboard	Standard		(6) 3" Totes + (6) 6" Totes + (2) 12" Totes	Y	Handles	\$2,263.12
I.	C2B1X1F1D0-XXXX-XX	Midi H3	57.1"H x 36"W x 20"D	Whiteboard	Standard		(6) 3" Totes + (6) 6" Totes + (2) 12" Totes	Y	Laminate	\$2,572.36
J.	C2B1X1D1X0	Midi H3	51.1"H x 28.4"W x 19.2"D	Whiteboard	Standard		Shelves	Y		\$1,539.31
K.	C2B1X1D1F0	Midi H3	53.6"H x 28.4"W x 19.2"D	Whiteboard	Standard		Shelves	Y	Handles	\$1,612.08
L.	C2B1X1D1D0-XXXX-XX	Midi H3	57.1"H x 36"W x 20"D	Whiteboard	Standard		Shelves	Y	Laminate	\$1,921.33

Compass Cabinets: Maxi H1



Key	Part No.	Size	Dimensions	Back Panel	Side Panel	Doors	Interior Filling	Casters	Top	Base MSRP
A.	A3A2X2A1X0	Maxi H1	25.9"H x 42"W x 19.2"D	Standard	Peg	Y	(15) 3" Totes	Y		\$1,968.96
B.	A3A2X2A1F0	Maxi H1	28.4"H x 42"W x 19.2"D	Standard	Peg	Y	(15) 3" Totes	Y	Handles	\$2,041.73
C.	A3A2X2A1D0-XXXX-XX	Maxi H1	31.9"H x 48"W x 20"D	Standard	Peg	Y	(15) 3" Totes	Y	Laminate	\$2,363.11
D.	A3A2X2A1B0	Maxi H1	61.9"H x 42"W x 19.2"D	Standard	Peg	Y	(15) 3" Totes	Y	Ogee	\$2,635.97
E.	A3A2X2A1A0	Maxi H1	55.9"H x 42"W x 19.2"D	Standard	Peg	Y	(15) 3" Totes	Y	TV Mount	\$2,757.25
F.	A3A2X2C1X0	Maxi H1	25.9"H x 42"W x 19.2"D	Standard	Peg	Y	(9) 3" Totes + (3) 6" Totes	Y		\$1,932.58
G.	A3A2X2C1F0	Maxi H1	28.4"H x 42"W x 19.2"D	Standard	Peg	Y	(9) 3" Totes + (3) 6" Totes	Y	Handles	\$2,005.34
H.	A3A2X2C1D0-XXXX-XX	Maxi H1	31.9"H x 48"W x 20"D	Standard	Peg	Y	(9) 3" Totes + (3) 6" Totes	Y	Laminate	\$2,326.73
I.	A3A2X2C1B0	Maxi H1	61.9"H x 42"W x 19.2"D	Standard	Peg	Y	(9) 3" Totes + (3) 6" Totes	Y	Ogee	\$2,599.59
J.	A3A2X2C1A0	Maxi H1	55.9"H x 42"W x 19.2"D	Standard	Peg	Y	(9) 3" Totes + (3) 6" Totes	Y	TV Mount	\$2,720.87
K.	A3A2X2E1X0	Maxi H1	25.9"H x 42"W x 19.2"D	Standard	Peg	Y	Cubbies	Y		\$1,804.96
L.	A3A2X2E1F0	Maxi H1	28.4"H x 42"W x 19.2"D	Standard	Peg	Y	Cubbies	Y	Handles	\$1,877.73

Compass Cabinets: Maxi H1



Key	Part No.	Size	Dimensions	Back Panel	Side Panel	Doors	Interior Filling	Casters	Top	Base MSRP
A.	A3A2X2E1D0-XXXX-XX	Maxi H1	31.9"H x 48"W x 20"D	Standard	Peg	Y	Cubbies	Y	Laminate	\$2,199.11
B.	A3A2X2E1B0	Maxi H1	61.9"H x 42"W x 19.2"D	Standard	Peg	Y	Cubbies	Y	Ogee	\$2,471.97
C.	A3A2X2E1A0	Maxi H1	55.9"H x 42"W x 19.2"D	Standard	Peg	Y	Cubbies	Y	TV Mount	\$2,593.25
D.	A3A2X2D1X0	Maxi H1	25.9"H x 42"W x 19.2"D	Standard	Peg	Y	Shelves	Y		\$1,426.20
E.	A3A2X2D1F0	Maxi H1	28.4"H x 42"W x 19.2"D	Standard	Peg	Y	Shelves	Y	Handles	\$1,498.97
F.	A3A2X2D1D0-XXXX-XX	Maxi H1	31.9"H x 48"W x 20"D	Standard	Peg	Y	Shelves	Y	Laminate	\$1,820.35
G.	A3A2X2D1B0	Maxi H1	61.9"H x 42"W x 19.2"D	Standard	Peg	Y	Shelves	Y	Ogee	\$2,093.22
H.	A3A2X2D1A0	Maxi H1	55.9"H x 42"W x 19.2"D	Standard	Peg	Y	Shelves	Y	TV Mount	\$2,214.49
I.	A3A2X1A1X0	Maxi H1	25.9"H x 42"W x 19.2"D	Standard	Peg		(15) 3" Totes	Y		\$1,747.70
J.	A3A2X1A1F0	Maxi H1	28.4"H x 42"W x 19.2"D	Standard	Peg		(15) 3" Totes	Y	Handles	\$1,820.47
K.	A3A2X1A1D0-XXXX-XX	Maxi H1	31.9"H x 48"W x 20"D	Standard	Peg		(15) 3" Totes	Y	Laminate	\$2,141.84
L.	A3A2X1A1B0	Maxi H1	61.9"H x 42"W x 19.2"D	Standard	Peg		(15) 3" Totes	Y	Ogee	\$2,414.72

Compass Cabinets: Maxi H1



Key	Part No.	Size	Dimensions	Back Panel	Side Panel	Doors	Interior Filling	Casters	Top	Base MSRP
A.	A3A2X1A1A0	Maxi H1	55.9"H x 42"W x 19.2"D	Standard	Peg		(15) 3" Totes	Y	TV Mount	\$2,535.99
B.	A3A2X1C1X0	Maxi H1	25.9"H x 42"W x 19.2"D	Standard	Peg		(9) 3" Totes + (3) 6" Totes	Y		\$1,711.32
C.	A3A2X1C1F0	Maxi H1	28.4"H x 42"W x 19.2"D	Standard	Peg		(9) 3" Totes + (3) 6" Totes	Y	Handles	\$1,784.09
D.	A3A2X1C1D0-XXXX-XX	Maxi H1	31.9"H x 48"W x 20"D	Standard	Peg		(9) 3" Totes + (3) 6" Totes	Y	Laminate	\$2,105.46
E.	A3A2X1C1B0	Maxi H1	61.9"H x 42"W x 19.2"D	Standard	Peg		(9) 3" Totes + (3) 6" Totes	Y	Ogee	\$2,378.33
F.	A3A2X1C1A0	Maxi H1	55.9"H x 42"W x 19.2"D	Standard	Peg		(9) 3" Totes + (3) 6" Totes	Y	TV Mount	\$2,499.61
G.	A3A2X1E1X0	Maxi H1	25.9"H x 42"W x 19.2"D	Standard	Peg		Cubbies	Y		\$1,607.13
H.	A3A2X1E1F0	Maxi H1	28.4"H x 42"W x 19.2"D	Standard	Peg		Cubbies	Y	Handles	\$1,679.90
I.	A3A2X1E1D0-XXXX-XX	Maxi H1	31.9"H x 48"W x 20"D	Standard	Peg		Cubbies	Y	Laminate	\$2,001.27
J.	A3A2X1E1B0	Maxi H1	61.9"H x 42"W x 19.2"D	Standard	Peg		Cubbies	Y	Ogee	\$2,274.14
K.	A3A2X1E1A0	Maxi H1	55.9"H x 42"W x 19.2"D	Standard	Peg		Cubbies	Y	TV Mount	\$2,395.42
L.	A3A2X1D1X0	Maxi H1	25.9"H x 42"W x 19.2"D	Standard	Peg		Shelves	Y		\$1,227.07

Compass Cabinets: Maxi H1



Key	Part No.	Size	Dimensions	Back Panel	Side Panel	Doors	Interior Filling	Casters	Top	Base MSRP
A.	A3A2X1D1F0	Maxi H1	28.4"H x 42"W x 19.2"D	Standard	Peg		Shelves	Y	Handles	\$1,299.84
B.	A3A2X1D1D0-XXXX-XX	Maxi H1	31.9"H x 48"W x 20"D	Standard	Peg		Shelves	Y	Laminate	\$1,621.22
C.	A3A2X1D1B0	Maxi H1	61.9"H x 42"W x 19.2"D	Standard	Peg		Shelves	Y	Ogee	\$1,894.08
D.	A3A2X1D1A0	Maxi H1	55.9"H x 42"W x 19.2"D	Standard	Peg		Shelves	Y	TV Mount	\$2,015.36
E.	A3A1X2A1X0	Maxi H1	25.9"H x 42"W x 19.2"D	Standard	Standard	Y	(15) 3" Totes	Y		\$1,787.05
F.	A3A1X2A1F0	Maxi H1	28.4"H x 42"W x 19.2"D	Standard	Standard	Y	(15) 3" Totes	Y	Handles	\$1,859.81
G.	A3A1X2A1D0-XXXX-XX	Maxi H1	31.9"H x 48"W x 20"D	Standard	Standard	Y	(15) 3" Totes	Y	Laminate	\$2,181.20
H.	A3A1X2A1B0	Maxi H1	61.9"H x 42"W x 19.2"D	Standard	Standard	Y	(15) 3" Totes	Y	Ogee	\$2,454.06
I.	A3A1X2A1A0	Maxi H1	55.9"H x 42"W x 19.2"D	Standard	Standard	Y	(15) 3" Totes	Y	TV Mount	\$2,575.34
J.	A3A1X2C1X0	Maxi H1	25.9"H x 42"W x 19.2"D	Standard	Standard	Y	(9) 3" Totes + (3) 6" Totes	Y		\$1,750.67
K.	A3A1X2C1F0	Maxi H1	28.4"H x 42"W x 19.2"D	Standard	Standard	Y	(9) 3" Totes + (3) 6" Totes	Y	Handles	\$1,823.43
L.	A3A1X2C1D0-XXXX-XX	Maxi H1	31.9"H x 48"W x 20"D	Standard	Standard	Y	(9) 3" Totes + (3) 6" Totes	Y	Laminate	\$2,144.81

Compass Cabinets: Maxi H1




Key	Part No.	Size	Dimensions	Back Panel	Side Panel	Doors	Interior Filling	Casters	Top	Base MSRP
A.	A3A1X2C1B0	Maxi H1	61.9"H x 42"W x 19.2"D	Standard	Standard	Y	(9) 3" Totes + (3) 6" Totes	Y	Ogee	\$2,417.68
B.	A3A1X2C1A0	Maxi H1	55.9"H x 42"W x 19.2"D	Standard	Standard	Y	(9) 3" Totes + (3) 6" Totes	Y	TV Mount	\$2,538.95
C.	A3A1X2E1X0	Maxi H1	25.9"H x 42"W x 19.2"D	Standard	Standard	Y	Cubbies	Y		\$1,623.05
D.	A3A1X2E1F0	Maxi H1	28.4"H x 42"W x 19.2"D	Standard	Standard	Y	Cubbies	Y	Handles	\$1,695.81
E.	A3A1X2E1D0-XXXX-XX	Maxi H1	31.9"H x 48"W x 20"D	Standard	Standard	Y	Cubbies	Y	Laminate	\$2,017.20
F.	A3A1X2E1B0	Maxi H1	61.9"H x 42"W x 19.2"D	Standard	Standard	Y	Cubbies	Y	Ogee	\$2,290.06
G.	A3A1X2E1A0	Maxi H1	55.9"H x 42"W x 19.2"D	Standard	Standard	Y	Cubbies	Y	TV Mount	\$2,411.34
H.	A3A1X2D1X0	Maxi H1	25.9"H x 42"W x 19.2"D	Standard	Standard	Y	Shelves	Y		\$1,244.29
I.	A3A1X2D1F0	Maxi H1	28.4"H x 42"W x 19.2"D	Standard	Standard	Y	Shelves	Y	Handles	\$1,317.06
J.	A3A1X2D1D0-XXXX-XX	Maxi H1	31.9"H x 48"W x 20"D	Standard	Standard	Y	Shelves	Y	Laminate	\$1,638.44
K.	A3A1X2D1B0	Maxi H1	61.9"H x 42"W x 19.2"D	Standard	Standard	Y	Shelves	Y	Ogee	\$1,911.30
L.	A3A1X2D1A0	Maxi H1	55.9"H x 42"W x 19.2"D	Standard	Standard	Y	Shelves	Y	TV Mount	\$2,032.58

Compass Cabinets: Maxi H1




Key	Part No.	Size	Dimensions	Back Panel	Side Panel	Doors	Interior Filling	Casters	Top	Base MSRP
A.	A3A1X1A1X0	Maxi H1	25.9"H x 42"W x 19.2"D	Standard	Standard		(15) 3" Totes	Y		\$1,565.78
B.	A3A1X1A1F0	Maxi H1	28.4"H x 42"W x 19.2"D	Standard	Standard		(15) 3" Totes	Y	Handles	\$1,638.56
C.	A3A1X1A1D0-XXXX-XX	Maxi H1	31.9"H x 48"W x 20"D	Standard	Standard		(15) 3" Totes	Y	Laminate	\$1,959.93
D.	A3A1X1A1B0	Maxi H1	61.9"H x 42"W x 19.2"D	Standard	Standard		(15) 3" Totes	Y	Ogee	\$2,232.80
E.	A3A1X1A1A0	Maxi H1	55.9"H x 42"W x 19.2"D	Standard	Standard		(15) 3" Totes	Y	TV Mount	\$2,354.08
F.	A3A1X1C1X0	Maxi H1	25.9"H x 42"W x 19.2"D	Standard	Standard		(9) 3" Totes + (3) 6" Totes	Y		\$1,529.41
G.	A3A1X1C1F0	Maxi H1	28.4"H x 42"W x 19.2"D	Standard	Standard		(9) 3" Totes + (3) 6" Totes	Y	Handles	\$1,602.17
H.	A3A1X1C1D0-XXXX-XX	Maxi H1	31.9"H x 48"W x 20"D	Standard	Standard		(9) 3" Totes + (3) 6" Totes	Y	Laminate	\$1,923.55
I.	A3A1X1C1B0	Maxi H1	61.9"H x 42"W x 19.2"D	Standard	Standard		(9) 3" Totes + (3) 6" Totes	Y	Ogee	\$2,196.42
J.	A3A1X1C1A0	Maxi H1	55.9"H x 42"W x 19.2"D	Standard	Standard		(9) 3" Totes + (3) 6" Totes	Y	TV Mount	\$2,317.70
K.	A3A1X1E1X0	Maxi H1	25.9"H x 42"W x 19.2"D	Standard	Standard		Cubbies	Y		\$1,425.22
L.	A3A1X1E1F0	Maxi H1	28.4"H x 42"W x 19.2"D	Standard	Standard		Cubbies	Y	Handles	\$1,497.98

Compass Cabinets: Maxi H1



Key	Part No.	Size	Dimensions	Back Panel	Side Panel	Doors	Interior Filling	Casters	Top	Base MSRP
A.	A3A1X1E1D0-XXXX-XX	Maxi H1	31.9"H x 48"W x 20"D	Standard	Standard		Cubbies	Y	Laminate	\$1,819.36
B.	A3A1X1E1B0	Maxi H1	61.9"H x 42"W x 19.2"D	Standard	Standard		Cubbies	Y	Ogee	\$2,092.23
C.	A3A1X1E1A0	Maxi H1	55.9"H x 42"W x 19.2"D	Standard	Standard		Cubbies	Y	TV Mount	\$2,213.51
D.	A3A1X1D1X0	Maxi H1	25.9"H x 42"W x 19.2"D	Standard	Standard		Shelves	Y		\$1,045.16
E.	A3A1X1D1F0	Maxi H1	28.4"H x 42"W x 19.2"D	Standard	Standard		Shelves	Y	Handles	\$1,117.92
F.	A3A1X1D1D0-XXXX-XX	Maxi H1	31.9"H x 48"W x 20"D	Standard	Standard		Shelves	Y	Laminate	\$1,439.31
G.	A3A1X1D1B0	Maxi H1	61.9"H x 42"W x 19.2"D	Standard	Standard		Shelves	Y	Ogee	\$1,712.17
H.	A3A1X1D1A0	Maxi H1	55.9"H x 42"W x 19.2"D	Standard	Standard		Shelves	Y	TV Mount	\$1,833.45

Compass Cabinets: Maxi H2




Key	Part No.	Size	Dimensions	Back Panel	Side Panel	Doors	Interior Filling	Casters	Top	Base MSRP
A.	B3A2X2C1X0	Maxi H2	36.1"H x 42"W x 19.2"D	Standard	Peg	Y	(12) 3" Totes + (6) 6" Totes	Y		\$2,519.20
B.	B3A2X2C1D0-BUTCHER	Maxi H2	42.7"H x 60"W x 24"D	Standard	Peg	Y	(12) 3" Totes + (6) 6" Totes	Y	Butcher	\$3,671.31
C.	B3A2X2C1F0	Maxi H2	38.6"H x 42"W x 19.2"D	Standard	Peg	Y	(12) 3" Totes + (6) 6" Totes	Y	Handles	\$2,591.97
D.	B3A2X2C1D0-XXXX-XX	Maxi H2	42.1"H x 48"W x 20"D	Standard	Peg	Y	(12) 3" Totes + (6) 6" Totes	Y	Laminate	\$2,913.34
E.	B3A2X2C1B0	Maxi H2	72.1"H x 42"W x 19.2"D	Standard	Peg	Y	(12) 3" Totes + (6) 6" Totes	Y	Ogee	\$3,186.21
F.	B3A2X2C1A0	Maxi H2	66.1"H x 42"W x 19.2"D	Standard	Peg	Y	(12) 3" Totes + (6) 6" Totes	Y	TV Mount	\$3,307.49
G.	B3A2X2B1X0	Maxi H2	36.1"H x 42"W x 19.2"D	Standard	Peg	Y	(12) 6" Totes	Y		\$2,343.35
H.	B3A2X2B1D0-BUTCHER	Maxi H2	42.7"H x 60"W x 24"D	Standard	Peg	Y	(12) 6" Totes	Y	Butcher	\$3,495.46
I.	B3A2X2B1F0	Maxi H2	38.6"H x 42"W x 19.2"D	Standard	Peg	Y	(12) 6" Totes	Y	Handles	\$2,416.11
J.	B3A2X2B1D0-XXXX-XX	Maxi H2	42.1"H x 48"W x 20"D	Standard	Peg	Y	(12) 6" Totes	Y	Laminate	\$2,737.50
K.	B3A2X2B1B0	Maxi H2	72.1"H x 42"W x 19.2"D	Standard	Peg	Y	(12) 6" Totes	Y	Ogee	\$3,010.36
L.	B3A2X2B1A0	Maxi H2	66.1"H x 42"W x 19.2"D	Standard	Peg	Y	(12) 6" Totes	Y	TV Mount	\$3,131.64

Compass Cabinets: Maxi H2




Key	Part No.	Size	Dimensions	Back Panel	Side Panel	Doors	Interior Filling	Casters	Top	Base MSRP
A.	B3A2X2A1X0	Maxi H2	36.1"H x 42"W x 19.2"D	Standard	Peg	Y	(24) 3" Totes	Y		\$2,616.21
B.	B3A2X2A1D0-BUTCHER	Maxi H2	42.7"H x 60"W x 24"D	Standard	Peg	Y	(24) 3" Totes	Y	Butcher	\$3,768.32
C.	B3A2X2A1F0	Maxi H2	38.6"H x 42"W x 19.2"D	Standard	Peg	Y	(24) 3" Totes	Y	Handles	\$2,688.98
D.	B3A2X2A1D0-XXXX-XX	Maxi H2	42.1"H x 48"W x 20"D	Standard	Peg	Y	(24) 3" Totes	Y	Laminate	\$3,010.36
E.	B3A2X2A1B0	Maxi H2	72.1"H x 42"W x 19.2"D	Standard	Peg	Y	(24) 3" Totes	Y	Ogee	\$3,283.22
F.	B3A2X2A1A0	Maxi H2	66.1"H x 42"W x 19.2"D	Standard	Peg	Y	(24) 3" Totes	Y	TV Mount	\$3,404.50
G.	B3A2X2A1X2	Maxi H2	36.1"H x 42"W x 19.2"D	Standard	Peg	Y	(8) 3" Totes + Left Hand Shelves	Y		\$2,494.95
H.	B3A2X2A1D2-BUTCHER	Maxi H2	42.7"H x 60"W x 24"D	Standard	Peg	Y	(8) 3" Totes + Left Hand Shelves	Y	Butcher	\$3,647.06
I.	B3A2X2A1F2	Maxi H2	38.6"H x 42"W x 19.2"D	Standard	Peg	Y	(8) 3" Totes + Left Hand Shelves	Y	Handles	\$2,567.82
J.	B3A2X2A1D2-XXXX-XX	Maxi H2	42.1"H x 48"W x 20"D	Standard	Peg	Y	(8) 3" Totes + Left Hand Shelves	Y	Laminate	\$2,889.09
K.	B3A2X2A1B2	Maxi H2	72.1"H x 42"W x 19.2"D	Standard	Peg	Y	(8) 3" Totes + Left Hand Shelves	Y	Ogee	\$3,161.95
L.	B3A2X2A1A2	Maxi H2	66.1"H x 42"W x 19.2"D	Standard	Peg	Y	(8) 3" Totes + Left Hand Shelves	Y	TV Mount	\$3,283.22

Compass Cabinets: Maxi H2



Key	Part No.	Size	Dimensions	Back Panel	Side Panel	Doors	Interior Filling	Casters	Top	Base MSRP
A.	B3A2X2E1X0	Maxi H2	36.1"H x 42"W x 19.2"D	Standard	Peg	Y	Cubbies	Y		\$2,342.89
B.	B3A2X2E1D0-BUTCHER	Maxi H2	42.7"H x 60"W x 24"D	Standard	Peg	Y	Cubbies	Y	Butcher	\$3,495.00
C.	B3A2X2E1F0	Maxi H2	38.6"H x 42"W x 19.2"D	Standard	Peg	Y	Cubbies	Y	Handles	\$2,415.65
D.	B3A2X2E1D0-XXXX-XX	Maxi H2	42.1"H x 48"W x 20"D	Standard	Peg	Y	Cubbies	Y	Laminate	\$2,737.02
E.	B3A2X2E1B0	Maxi H2	72.1"H x 42"W x 19.2"D	Standard	Peg	Y	Cubbies	Y	Ogee	\$3,009.90
F.	B3A2X2E1A0	Maxi H2	66.1"H x 42"W x 19.2"D	Standard	Peg	Y	Cubbies	Y	TV Mount	\$3,131.17
G.	B3A2X2D1X0	Maxi H2	36.1"H x 42"W x 19.2"D	Standard	Peg	Y	Shelves	Y		\$1,791.03
H.	B3A2X2D1D0-BUTCHER	Maxi H2	42.7"H x 60"W x 24"D	Standard	Peg	Y	Shelves	Y	Butcher	\$2,943.14
I.	B3A2X2D1F0	Maxi H2	38.6"H x 42"W x 19.2"D	Standard	Peg	Y	Shelves	Y	Handles	\$1,863.79
J.	B3A2X2D1D0-XXXX-XX	Maxi H2	42.1"H x 48"W x 20"D	Standard	Peg	Y	Shelves	Y	Laminate	\$2,185.17
K.	B3A2X2D1B0	Maxi H2	72.1"H x 42"W x 19.2"D	Standard	Peg	Y	Shelves	Y	Ogee	\$2,458.04
L.	B3A2X2D1A0	Maxi H2	66.1"H x 42"W x 19.2"D	Standard	Peg	Y	Shelves	Y	TV Mount	\$2,579.31

Compass Cabinets: Maxi H2




Key	Part No.	Size	Dimensions	Back Panel	Side Panel	Doors	Interior Filling	Casters	Top	Base MSRP
A.	B3A2X1C1X0	Maxi H2	36.1"H x 42"W x 19.2"D	Standard	Peg		(12) 3" Totes + (6) 6" Totes	Y		\$2,217.23
B.	B3A2X1C1D0-BUTCHER	Maxi H2	42.7"H x 60"W x 24"D	Standard	Peg		(12) 3" Totes + (6) 6" Totes	Y	Butcher	\$3,369.35
C.	B3A2X1C1F0	Maxi H2	38.6"H x 42"W x 19.2"D	Standard	Peg		(12) 3" Totes + (6) 6" Totes	Y	Handles	\$2,290.00
D.	B3A2X1C1D0-XXXX-XX	Maxi H2	42.1"H x 48"W x 20"D	Standard	Peg		(12) 3" Totes + (6) 6" Totes	Y	Laminate	\$2,611.37
E.	B3A2X1C1B0	Maxi H2	72.1"H x 42"W x 19.2"D	Standard	Peg		(12) 3" Totes + (6) 6" Totes	Y	Ogee	\$2,884.25
F.	B3A2X1C1A0	Maxi H2	66.1"H x 42"W x 19.2"D	Standard	Peg		(12) 3" Totes + (6) 6" Totes	Y	TV Mount	\$3,005.52
G.	B3A2X1B1X0	Maxi H2	36.1"H x 42"W x 19.2"D	Standard	Peg		(12) 6" Totes	Y		\$2,041.38
H.	B3A2X1B1D0-BUTCHER	Maxi H2	42.7"H x 60"W x 24"D	Standard	Peg		(12) 6" Totes	Y	Butcher	\$3,193.49
I.	B3A2X1B1F0	Maxi H2	38.6"H x 42"W x 19.2"D	Standard	Peg		(12) 6" Totes	Y	Handles	\$2,114.14
J.	B3A2X1B1D0-XXXX-XX	Maxi H2	42.1"H x 48"W x 20"D	Standard	Peg		(12) 6" Totes	Y	Laminate	\$2,435.53
K.	B3A2X1B1B0	Maxi H2	72.1"H x 42"W x 19.2"D	Standard	Peg		(12) 6" Totes	Y	Ogee	\$2,708.39
L.	B3A2X1B1A0	Maxi H2	66.1"H x 42"W x 19.2"D	Standard	Peg		(12) 6" Totes	Y	TV Mount	\$2,829.67

Compass Cabinets: Maxi H2



Key	Part No.	Size	Dimensions	Back Panel	Side Panel	Doors	Interior Filling	Casters	Top	Base MSRP
A.	B3A2X1A1X0	Maxi H2	36.1"H x 42"W x 19.2"D	Standard	Peg		(24) 3" Totes	Y		\$2,314.25
B.	B3A2X1A1D0-BUTCHER	Maxi H2	42.7"H x 60"W x 24"D	Standard	Peg		(24) 3" Totes	Y	Butcher	\$3,466.37
C.	B3A2X1A1F0	Maxi H2	38.6"H x 42"W x 19.2"D	Standard	Peg		(24) 3" Totes	Y	Handles	\$2,387.02
D.	B3A2X1A1D0-XXXX-XX	Maxi H2	42.1"H x 48"W x 20"D	Standard	Peg		(24) 3" Totes	Y	Laminate	\$2,708.39
E.	B3A2X1A1B0	Maxi H2	72.1"H x 42"W x 19.2"D	Standard	Peg		(24) 3" Totes	Y	Ogee	\$2,981.27
F.	B3A2X1A1A0	Maxi H2	66.1"H x 42"W x 19.2"D	Standard	Peg		(24) 3" Totes	Y	TV Mount	\$3,102.54
G.	B3A2X1A1X2	Maxi H2	36.1"H x 42"W x 19.2"D	Standard	Peg		(8) 3" Totes + Left Hand Shelves	Y		\$2,192.98
H.	B3A2X1A1D2-BUTCHER	Maxi H2	42.7"H x 60"W x 24"D	Standard	Peg		(8) 3" Totes + Left Hand Shelves	Y	Butcher	\$3,345.09
I.	B3A2X1A1F2	Maxi H2	38.6"H x 42"W x 19.2"D	Standard	Peg		(8) 3" Totes + Left Hand Shelves	Y	Handles	\$2,265.74
J.	B3A2X1A1D2-XXXX-XX	Maxi H2	42.1"H x 48"W x 20"D	Standard	Peg		(8) 3" Totes + Left Hand Shelves	Y	Laminate	\$2,587.13
K.	B3A2X1A1B2	Maxi H2	72.1"H x 42"W x 19.2"D	Standard	Peg		(8) 3" Totes + Left Hand Shelves	Y	Ogee	\$2,859.99
L.	B3A2X1A1A2	Maxi H2	66.1"H x 42"W x 19.2"D	Standard	Peg		(8) 3" Totes + Left Hand Shelves	Y	TV Mount	\$2,981.27

Compass Cabinets: Maxi H2



Key	Part No.	Size	Dimensions	Back Panel	Side Panel	Doors	Interior Filling	Casters	Top	Base MSRP
A.	B3A2X1E1X0	Maxi H2	36.1"H x 42"W x 19.2"D	Standard	Peg		Cubbies	Y		\$2,066.97
B.	B3A2X1E1D0-BUTCHER	Maxi H2	42.7"H x 60"W x 24"D	Standard	Peg		Cubbies	Y	Butcher	\$3,219.08
C.	B3A2X1E1F0	Maxi H2	38.6"H x 42"W x 19.2"D	Standard	Peg		Cubbies	Y	Handles	\$2,139.73
D.	B3A2X1E1D0-XXXX-XX	Maxi H2	42.1"H x 48"W x 20"D	Standard	Peg		Cubbies	Y	Laminate	\$2,461.11
E.	B3A2X1E1B0	Maxi H2	72.1"H x 42"W x 19.2"D	Standard	Peg		Cubbies	Y	Ogee	\$2,733.98
F.	B3A2X1E1A0	Maxi H2	66.1"H x 42"W x 19.2"D	Standard	Peg		Cubbies	Y	TV Mount	\$2,855.25
G.	B3A2X1D1X0	Maxi H2	36.1"H x 42"W x 19.2"D	Standard	Peg		Shelves	Y		\$1,513.79
H.	B3A2X1D1D0-BUTCHER	Maxi H2	42.7"H x 60"W x 24"D	Standard	Peg		Shelves	Y	Butcher	\$2,665.90
I.	B3A2X1D1F0	Maxi H2	38.6"H x 42"W x 19.2"D	Standard	Peg		Shelves	Y	Handles	\$1,586.55
J.	B3A2X1D1D0-XXXX-XX	Maxi H2	42.1"H x 48"W x 20"D	Standard	Peg		Shelves	Y	Laminate	\$1,907.93
K.	B3A2X1D1B0	Maxi H2	72.1"H x 42"W x 19.2"D	Standard	Peg		Shelves	Y	Ogee	\$2,180.80
L.	B3A2X1D1A0	Maxi H2	66.1"H x 42"W x 19.2"D	Standard	Peg		Shelves	Y	TV Mount	\$2,302.07

Compass Cabinets: Maxi H2



Key	Part No.	Size	Dimensions	Back Panel	Side Panel	Doors	Interior Filling	Casters	Top	Base MSRP
A.	B3A1X2C1X0	Maxi H2	36.1"H x 42"W x 19.2"D	Standard	Standard	Y	(12) 3" Totes + (6) 6" Totes	Y		\$2,306.97
B.	B3A1X2C1D0-BUTCHER	Maxi H2	42.7"H x 60"W x 24"D	Standard	Standard	Y	(12) 3" Totes + (6) 6" Totes	Y	Butcher	\$3,459.08
C.	B3A1X2C1F0	Maxi H2	38.6"H x 42"W x 19.2"D	Standard	Standard	Y	(12) 3" Totes + (6) 6" Totes	Y	Handles	\$2,379.73
D.	B3A1X2C1D0-XXXX-XX	Maxi H2	42.1"H x 48"W x 20"D	Standard	Standard	Y	(12) 3" Totes + (6) 6" Totes	Y	Laminate	\$2,701.11
E.	B3A1X2C1B0	Maxi H2	72.1"H x 42"W x 19.2"D	Standard	Standard	Y	(12) 3" Totes + (6) 6" Totes	Y	Ogee	\$2,973.98
F.	B3A1X2C1A0	Maxi H2	66.1"H x 42"W x 19.2"D	Standard	Standard	Y	(12) 3" Totes + (6) 6" Totes	Y	TV Mount	\$3,095.25
G.	B3A1X2B1X0	Maxi H2	36.1"H x 42"W x 19.2"D	Standard	Standard	Y	(12) 6" Totes	Y		\$2,131.12
H.	B3A1X2B1D0-BUTCHER	Maxi H2	42.7"H x 60"W x 24"D	Standard	Standard	Y	(12) 6" Totes	Y	Butcher	\$3,283.23
I.	B3A1X2B1F0	Maxi H2	38.6"H x 42"W x 19.2"D	Standard	Standard	Y	(12) 6" Totes	Y	Handles	\$2,203.89
J.	B3A1X2B1D0-XXXX-XX	Maxi H2	42.1"H x 48"W x 20"D	Standard	Standard	Y	(12) 6" Totes	Y	Laminate	\$2,525.26
K.	B3A1X2B1B0	Maxi H2	72.1"H x 42"W x 19.2"D	Standard	Standard	Y	(12) 6" Totes	Y	Ogee	\$2,798.13
L.	B3A1X2B1A0	Maxi H2	66.1"H x 42"W x 19.2"D	Standard	Standard	Y	(12) 6" Totes	Y	TV Mount	\$2,919.41

Compass Cabinets: Maxi H2



Key	Part No.	Size	Dimensions	Back Panel	Side Panel	Doors	Interior Filling	Casters	Top	Base MSRP
A.	B3A1X2A1X0	Maxi H2	36.1"H x 42"W x 19.2"D	Standard	Standard	Y	(24) 3" Totes	Y		\$2,403.99
B.	B3A1X2A1D0-BUTCHER	Maxi H2	42.7"H x 60"W x 24"D	Standard	Standard	Y	(24) 3" Totes	Y	Butcher	\$3,556.10
C.	B3A1X2A1F0	Maxi H2	38.6"H x 42"W x 19.2"D	Standard	Standard	Y	(24) 3" Totes	Y	Handles	\$2,476.75
D.	B3A1X2A1D0-XXXX-XX	Maxi H2	42.1"H x 48"W x 20"D	Standard	Standard	Y	(24) 3" Totes	Y	Laminate	\$2,798.12
E.	B3A1X2A1B0	Maxi H2	72.1"H x 42"W x 19.2"D	Standard	Standard	Y	(24) 3" Totes	Y	Ogee	\$3,071.00
F.	B3A1X2A1A0	Maxi H2	66.1"H x 42"W x 19.2"D	Standard	Standard	Y	(24) 3" Totes	Y	TV Mount	\$3,192.27
G.	B3A1X2A1X2	Maxi H2	36.1"H x 42"W x 19.2"D	Standard	Standard	Y	(8) 3" Totes + Left Hand Shelves	Y		\$2,282.71
H.	B3A1X2A1D2-BUTCHER	Maxi H2	42.7"H x 60"W x 24"D	Standard	Standard	Y	(8) 3" Totes + Left Hand Shelves	Y	Butcher	\$3,434.82
I.	B3A1X2A1F2	Maxi H2	38.6"H x 42"W x 19.2"D	Standard	Standard	Y	(8) 3" Totes + Left Hand Shelves	Y	Handles	\$2,355.48
J.	B3A1X2A1D2-XXXX-XX	Maxi H2	42.1"H x 48"W x 20"D	Standard	Standard	Y	(8) 3" Totes + Left Hand Shelves	Y	Laminate	\$2,676.86
K.	B3A1X2A1B2	Maxi H2	72.1"H x 42"W x 19.2"D	Standard	Standard	Y	(8) 3" Totes + Left Hand Shelves	Y	Ogee	\$2,949.72
L.	B3A1X2A1A2	Maxi H2	66.1"H x 42"W x 19.2"D	Standard	Standard	Y	(8) 3" Totes + Left Hand Shelves	Y	TV Mount	\$3,071.00

Compass Cabinets: Maxi H2



Key	Part No.	Size	Dimensions	Back Panel	Side Panel	Doors	Interior Filling	Casters	Top	Base MSRP
A.	B3A1X2E1X0	Maxi H2	36.1"H x 42"W x 19.2"D	Standard	Standard	Y	Cubbies	Y		\$2,130.65
B.	B3A1X2E1D0-BUTCHER	Maxi H2	42.7"H x 60"W x 24"D	Standard	Standard	Y	Cubbies	Y	Butcher	\$3,282.76
C.	B3A1X2E1F0	Maxi H2	38.6"H x 42"W x 19.2"D	Standard	Standard	Y	Cubbies	Y	Handles	\$2,203.41
D.	B3A1X2E1D0-XXXX-XX	Maxi H2	42.1"H x 48"W x 20"D	Standard	Standard	Y	Cubbies	Y	Laminate	\$2,524.80
E.	B3A1X2E1B0	Maxi H2	72.1"H x 42"W x 19.2"D	Standard	Standard	Y	Cubbies	Y	Ogee	\$2,797.66
F.	B3A1X2E1A0	Maxi H2	66.1"H x 42"W x 19.2"D	Standard	Standard	Y	Cubbies	Y	TV Mount	\$2,918.94
G.	B3A1X2D1X0	Maxi H2	36.1"H x 42"W x 19.2"D	Standard	Standard	Y	Shelves	Y		\$1,578.79
H.	B3A1X2D1D0-BUTCHER	Maxi H2	42.7"H x 60"W x 24"D	Standard	Standard	Y	Shelves	Y	Butcher	\$2,730.90
I.	B3A1X2D1F0	Maxi H2	38.6"H x 42"W x 19.2"D	Standard	Standard	Y	Shelves	Y	Handles	\$1,651.56
J.	B3A1X2D1D0-XXXX-XX	Maxi H2	42.1"H x 48"W x 20"D	Standard	Standard	Y	Shelves	Y	Laminate	\$1,972.94
K.	B3A1X2D1B0	Maxi H2	72.1"H x 42"W x 19.2"D	Standard	Standard	Y	Shelves	Y	Ogee	\$2,245.80
L.	B3A1X2D1A0	Maxi H2	66.1"H x 42"W x 19.2"D	Standard	Standard	Y	Shelves	Y	TV Mount	\$2,367.08

Compass Cabinets: Maxi H2



Key	Part No.	Size	Dimensions	Back Panel	Side Panel	Doors	Interior Filling	Casters	Top	Base MSRP
A.	B3A1X1C1X0	Maxi H2	36.1"H x 42"W x 19.2"D	Standard	Standard		(12) 3" Totes + (6) 6" Totes	Y		\$2,005.00
B.	B3A1X1C1D0-BUTCHER	Maxi H2	42.7"H x 60"W x 24"D	Standard	Standard		(12) 3" Totes + (6) 6" Totes	Y	Butcher	\$3,157.11
C.	B3A1X1C1F0	Maxi H2	38.6"H x 42"W x 19.2"D	Standard	Standard		(12) 3" Totes + (6) 6" Totes	Y	Handles	\$2,077.76
D.	B3A1X1C1D0-XXXX-XX	Maxi H2	42.1"H x 48"W x 20"D	Standard	Standard		(12) 3" Totes + (6) 6" Totes	Y	Laminate	\$2,399.15
E.	B3A1X1C1B0	Maxi H2	72.1"H x 42"W x 19.2"D	Standard	Standard		(12) 3" Totes + (6) 6" Totes	Y	Ogee	\$2,672.01
F.	B3A1X1C1A0	Maxi H2	66.1"H x 42"W x 19.2"D	Standard	Standard		(12) 3" Totes + (6) 6" Totes	Y	TV Mount	\$2,793.28
G.	B3A1X1B1X0	Maxi H2	36.1"H x 42"W x 19.2"D	Standard	Standard		(12) 6" Totes	Y		\$1,829.15
H.	B3A1X1B1D0-BUTCHER	Maxi H2	42.7"H x 60"W x 24"D	Standard	Standard		(12) 6" Totes	Y	Butcher	\$2,981.27
I.	B3A1X1B1F0	Maxi H2	38.6"H x 42"W x 19.2"D	Standard	Standard		(12) 6" Totes	Y	Handles	\$1,901.92
J.	B3A1X1B1D0-XXXX-XX	Maxi H2	42.1"H x 48"W x 20"D	Standard	Standard		(12) 6" Totes	Y	Laminate	\$2,223.29
K.	B3A1X1B1B0	Maxi H2	72.1"H x 42"W x 19.2"D	Standard	Standard		(12) 6" Totes	Y	Ogee	\$2,496.17
L.	B3A1X1B1A0	Maxi H2	66.1"H x 42"W x 19.2"D	Standard	Standard		(12) 6" Totes	Y	TV Mount	\$2,617.44

Compass Cabinets: Maxi H2




Key	Part No.	Size	Dimensions	Back Panel	Side Panel	Doors	Interior Filling	Casters	Top	Base MSRP
A.	B3A1X1A1X0	Maxi H2	36.1"H x 42"W x 19.2"D	Standard	Standard		(24) 3" Totes	Y		\$2,102.02
B.	B3A1X1A1D0-BUTCHER	Maxi H2	42.7"H x 60"W x 24"D	Standard	Standard		(24) 3" Totes	Y	Butcher	\$3,254.13
C.	B3A1X1A1F0	Maxi H2	38.6"H x 42"W x 19.2"D	Standard	Standard		(24) 3" Totes	Y	Handles	\$2,174.78
D.	B3A1X1A1D0-XXXX-XX	Maxi H2	42.1"H x 48"W x 20"D	Standard	Standard		(24) 3" Totes	Y	Laminate	\$2,496.17
E.	B3A1X1A1B0	Maxi H2	72.1"H x 42"W x 19.2"D	Standard	Standard		(24) 3" Totes	Y	Ogee	\$2,769.03
F.	B3A1X1A1A0	Maxi H2	66.1"H x 42"W x 19.2"D	Standard	Standard		(24) 3" Totes	Y	TV Mount	\$2,890.30
G.	B3A1X1A1X2	Maxi H2	36.1"H x 42"W x 19.2"D	Standard	Standard		(8) 3" Totes + Left Hand Shelves	Y		\$1,980.75
H.	B3A1X1A1D2-BUTCHER	Maxi H2	42.7"H x 60"W x 24"D	Standard	Standard		(8) 3" Totes + Left Hand Shelves	Y	Butcher	\$3,132.86
I.	B3A1X1A1F2	Maxi H2	38.6"H x 42"W x 19.2"D	Standard	Standard		(8) 3" Totes + Left Hand Shelves	Y	Handles	\$2,053.52
J.	B3A1X1A1D2-XXXX-XX	Maxi H2	42.1"H x 48"W x 20"D	Standard	Standard		(8) 3" Totes + Left Hand Shelves	Y	Laminate	\$2,374.89
K.	B3A1X1A1B2	Maxi H2	72.1"H x 42"W x 19.2"D	Standard	Standard		(8) 3" Totes + Left Hand Shelves	Y	Ogee	\$2,647.75
L.	B3A1X1A1A2	Maxi H2	66.1"H x 42"W x 19.2"D	Standard	Standard		(8) 3" Totes + Left Hand Shelves	Y	TV Mount	\$2,769.03

Compass Cabinets: Maxi H2



Key	Part No.	Size	Dimensions	Back Panel	Side Panel	Doors	Interior Filling	Casters	Top	Base MSRP
A.	B3A1X1E1X0	Maxi H2	36.1"H x 42"W x 19.2"D	Standard	Standard		Cubbies	Y		\$1,854.73
B.	B3A1X1E1D0-BUTCHER	Maxi H2	42.7"H x 60"W x 24"D	Standard	Standard		Cubbies	Y	Butcher	\$3,006.84
C.	B3A1X1E1F0	Maxi H2	38.6"H x 42"W x 19.2"D	Standard	Standard		Cubbies	Y	Handles	\$1,927.50
D.	B3A1X1E1D0-XXXX-XX	Maxi H2	42.1"H x 48"W x 20"D	Standard	Standard		Cubbies	Y	Laminate	\$2,248.88
E.	B3A1X1E1B0	Maxi H2	72.1"H x 42"W x 19.2"D	Standard	Standard		Cubbies	Y	Ogee	\$2,521.74
F.	B3A1X1E1A0	Maxi H2	66.1"H x 42"W x 19.2"D	Standard	Standard		Cubbies	Y	TV Mount	\$2,643.02
G.	B3A1X1D1X0	Maxi H2	36.1"H x 42"W x 19.2"D	Standard	Standard		Shelves	Y		\$1,301.56
H.	B3A1X1D1D0-BUTCHER	Maxi H2	42.7"H x 60"W x 24"D	Standard	Standard		Shelves	Y	Butcher	\$2,453.67
I.	B3A1X1D1F0	Maxi H2	38.6"H x 42"W x 19.2"D	Standard	Standard		Shelves	Y	Handles	\$1,374.32
J.	B3A1X1D1D0-XXXX-XX	Maxi H2	42.1"H x 48"W x 20"D	Standard	Standard		Shelves	Y	Laminate	\$1,695.71
K.	B3A1X1D1B0	Maxi H2	72.1"H x 42"W x 19.2"D	Standard	Standard		Shelves	Y	Ogee	\$1,968.57
L.	B3A1X1D1A0	Maxi H2	66.1"H x 42"W x 19.2"D	Standard	Standard		Shelves	Y	TV Mount	\$2,089.85

Compass Cabinets: Maxi H2 + Whiteboard Back Panel



Key	Part No.	Size	Dimensions	Back Panel	Side Panel	Doors	Interior Filling	Casters	Top	Base MSRP
A.	B3B2X2C1X0	Maxi H2	36.1"H x 42"W x 19.2"D	Whiteboard	Peg	Y	(12) 3" Totes + (6) 6" Totes	Y		\$2,792.07
B.	B3B2X2C1D0-BUTCHER	Maxi H2	42.7"H x 60"W x 24"D	Whiteboard	Peg	Y	(12) 3" Totes + (6) 6" Totes	Y	Butcher	\$3,944.18
C.	B3B2X2C1F0	Maxi H2	38.6"H x 42"W x 19.2"D	Whiteboard	Peg	Y	(12) 3" Totes + (6) 6" Totes	Y	Handles	\$2,864.83
D.	B3B2X2C1D0-XXXXXX	Maxi H2	42.1"H x 48"W x 20"D	Whiteboard	Peg	Y	(12) 3" Totes + (6) 6" Totes	Y	Laminate	\$3,186.21
E.	B3B2X2C1B0	Maxi H2	72.1"H x 42"W x 19.2"D	Whiteboard	Peg	Y	(12) 3" Totes + (6) 6" Totes	Y	Ogee	\$3,459.08
F.	B3B2X2C1A0	Maxi H2	66.1"H x 42"W x 19.2"D	Whiteboard	Peg	Y	(12) 3" Totes + (6) 6" Totes	Y	TV Mount	\$3,580.35
G.	B3B2X2B1X0	Maxi H2	36.1"H x 42"W x 19.2"D	Whiteboard	Peg	Y	(12) 6" Totes	Y		\$2,616.22
H.	B3B2X2B1D0-BUTCHER	Maxi H2	42.7"H x 60"W x 24"D	Whiteboard	Peg	Y	(12) 6" Totes	Y	Butcher	\$3,768.33
I.	B3B2X2B1F0	Maxi H2	38.6"H x 42"W x 19.2"D	Whiteboard	Peg	Y	(12) 6" Totes	Y	Handles	\$2,688.99
J.	B3B2X2B1D0-XXXX-XX	Maxi H2	42.1"H x 48"W x 20"D	Whiteboard	Peg	Y	(12) 6" Totes	Y	Laminate	\$3,010.36
K.	B3B2X2B1B0	Maxi H2	72.1"H x 42"W x 19.2"D	Whiteboard	Peg	Y	(12) 6" Totes	Y	Ogee	\$3,283.23
L.	B3B2X2B1A0	Maxi H2	66.1"H x 42"W x 19.2"D	Whiteboard	Peg	Y	(12) 6" Totes	Y	TV Mount	\$3,404.51

Compass Cabinets: Maxi H2 + Whiteboard Back Panel




Key	Part No.	Size	Dimensions	Back Panel	Side Panel	Doors	Interior Filling	Casters	Top	Base MSRP
A.	B3B2X2A1X0	Maxi H2	36.1"H x 42"W x 19.2"D	Whiteboard	Peg	Y	(24) 3" Totes	Y		\$2,889.09
B.	B3B2X2A1D0-BUTCHER	Maxi H2	42.7"H x 60"W x 24"D	Whiteboard	Peg	Y	(24) 3" Totes	Y	Butcher	\$4,041.20
C.	B3B2X2A1F0	Maxi H2	38.6"H x 42"W x 19.2"D	Whiteboard	Peg	Y	(24) 3" Totes	Y	Handles	\$2,961.85
D.	B3B2X2A1D0-XXXX-XX	Maxi H2	42.1"H x 48"W x 20"D	Whiteboard	Peg	Y	(24) 3" Totes	Y	Laminate	\$3,283.22
E.	B3B2X2A1B0	Maxi H2	72.1"H x 42"W x 19.2"D	Whiteboard	Peg	Y	(24) 3" Totes	Y	Ogee	\$3,556.10
F.	B3B2X2A1A0	Maxi H2	66.1"H x 42"W x 19.2"D	Whiteboard	Peg	Y	(24) 3" Totes	Y	TV Mount	\$3,677.37
G.	B3B2X2A1X2	Maxi H2	36.1"H x 42"W x 19.2"D	Whiteboard	Peg	Y	(8) 3" Totes + Left Hand Shelves	Y		\$2,767.81
H.	B3B2X2A1D2-BUTCHER	Maxi H2	42.7"H x 60"W x 24"D	Whiteboard	Peg	Y	(8) 3" Totes + Left Hand Shelves	Y	Butcher	\$3,919.92
I.	B3B2X2A1F2	Maxi H2	38.6"H x 42"W x 19.2"D	Whiteboard	Peg	Y	(8) 3" Totes + Left Hand Shelves	Y	Handles	\$2,840.58
J.	B3B2X2A1D2-XXXX-XX	Maxi H2	42.1"H x 48"W x 20"D	Whiteboard	Peg	Y	(8) 3" Totes + Left Hand Shelves	Y	Laminate	\$3,161.96
K.	B3B2X2A1B2	Maxi H2	72.1"H x 42"W x 19.2"D	Whiteboard	Peg	Y	(8) 3" Totes + Left Hand Shelves	Y	Ogee	\$3,434.82
L.	B3B2X2A1A2	Maxi H2	66.1"H x 42"W x 19.2"D	Whiteboard	Peg	Y	(8) 3" Totes + Left Hand Shelves	Y	TV Mount	\$3,556.10

Compass Cabinets: Maxi H2 + Whiteboard Back Panel




Key	Part No.	Size	Dimensions	Back Panel	Side Panel	Doors	Interior Filling	Casters	Top	Base MSRP
A.	B3B2X2E1X0	Maxi H2	36.1"H x 42"W x 19.2"D	Whiteboard	Peg	Y	Cubbies	Y		\$2,615.75
B.	B3B2X2E1D0-BUTCHER	Maxi H2	42.7"H x 60"W x 24"D	Whiteboard	Peg	Y	Cubbies	Y	Butcher	\$3,767.86
C.	B3B2X2E1F0	Maxi H2	38.6"H x 42"W x 19.2"D	Whiteboard	Peg	Y	Cubbies	Y	Handles	\$2,688.51
D.	B3B2X2E1D0-XXXXXX	Maxi H2	42.1"H x 48"W x 20"D	Whiteboard	Peg	Y	Cubbies	Y	Laminate	\$3,009.90
E.	B3B2X2E1B0	Maxi H2	72.1"H x 42"W x 19.2"D	Whiteboard	Peg	Y	Cubbies	Y	Ogee	\$3,282.76
F.	B3B2X2E1A0	Maxi H2	66.1"H x 42"W x 19.2"D	Whiteboard	Peg	Y	Cubbies	Y	TV Mount	\$3,404.04
G.	B3B2X2D1X0	Maxi H2	36.1"H x 42"W x 19.2"D	Whiteboard	Peg	Y	Shelves	Y		\$2,063.89
H.	B3B2X2D1D0-BUTCHER	Maxi H2	42.7"H x 60"W x 24"D	Whiteboard	Peg	Y	Shelves	Y	Butcher	\$3,216.00
I.	B3B2X2D1F0	Maxi H2	38.6"H x 42"W x 19.2"D	Whiteboard	Peg	Y	Shelves	Y	Handles	\$2,136.66
J.	B3B2X2D1D0-XXXXXX	Maxi H2	42.1"H x 48"W x 20"D	Whiteboard	Peg	Y	Shelves	Y	Laminate	\$2,458.04
K.	B3B2X2D1B0	Maxi H2	72.1"H x 42"W x 19.2"D	Whiteboard	Peg	Y	Shelves	Y	Ogee	\$2,730.90
L.	B3B2X2D1A0	Maxi H2	66.1"H x 42"W x 19.2"D	Whiteboard	Peg	Y	Shelves	Y	TV Mount	\$2,852.18

Compass Cabinets: Maxi H2 + Whiteboard Back Panel




Key	Part No.	Size	Dimensions	Back Panel	Side Panel	Doors	Interior Filling	Casters	Top	Base MSRP
A.	B3B2X1C1X0	Maxi H2	36.1"H x 42"W x 19.2"D	Whiteboard	Peg		(12) 3" Totes + (6) 6" Totes	Y		\$2,490.10
B.	B3B2X1C1D0-BUTCHER	Maxi H2	42.7"H x 60"W x 24"D	Whiteboard	Peg		(12) 3" Totes + (6) 6" Totes	Y	Butcher	\$3,642.21
C.	B3B2X1C1F0	Maxi H2	38.6"H x 42"W x 19.2"D	Whiteboard	Peg		(12) 3" Totes + (6) 6" Totes	Y	Handles	\$2,562.86
D.	B3B2X1C1D0-XXXXXX	Maxi H2	42.1"H x 48"W x 20"D	Whiteboard	Peg		(12) 3" Totes + (6) 6" Totes	Y	Laminate	\$2,884.25
E.	B3B2X1C1B0	Maxi H2	72.1"H x 42"W x 19.2"D	Whiteboard	Peg		(12) 3" Totes + (6) 6" Totes	Y	Ogee	\$3,157.11
F.	B3B2X1C1A0	Maxi H2	66.1"H x 42"W x 19.2"D	Whiteboard	Peg		(12) 3" Totes + (6) 6" Totes	Y	TV Mount	\$3,278.38
G.	B3B2X1B1X0	Maxi H2	36.1"H x 42"W x 19.2"D	Whiteboard	Peg		(12) 6" Totes	Y		\$2,314.25
H.	B3B2X1B1D0-BUTCHER	Maxi H2	42.7"H x 60"W x 24"D	Whiteboard	Peg		(12) 6" Totes	Y	Butcher	\$3,466.37
I.	B3B2X1B1F0	Maxi H2	38.6"H x 42"W x 19.2"D	Whiteboard	Peg		(12) 6" Totes	Y	Handles	\$2,387.02
J.	B3B2X1B1D0-XXXX-XX	Maxi H2	42.1"H x 48"W x 20"D	Whiteboard	Peg		(12) 6" Totes	Y	Laminate	\$2,708.39
K.	B3B2X1B1B0	Maxi H2	72.1"H x 42"W x 19.2"D	Whiteboard	Peg		(12) 6" Totes	Y	Ogee	\$2,981.27
L.	B3B2X1B1A0	Maxi H2	66.1"H x 42"W x 19.2"D	Whiteboard	Peg		(12) 6" Totes	Y	TV Mount	\$3,102.54

Compass Cabinets: Maxi H2 + Whiteboard Back Panel



Key	Part No.	Size	Dimensions	Back Panel	Side Panel	Doors	Interior Filling	Casters	Top	Base MSRP
A.	B3B2X1A1X0	Maxi H2	36.1"H x 42"W x 19.2"D	Whiteboard	Peg		(24) 3" Totes	Y		\$2,587.12
B.	B3B2X1A1D0-BUTCHER	Maxi H2	42.7"H x 60"W x 24"D	Whiteboard	Peg		(24) 3" Totes	Y	Butcher	\$3,739.23
C.	B3B2X1A1F0	Maxi H2	38.6"H x 42"W x 19.2"D	Whiteboard	Peg		(24) 3" Totes	Y	Handles	\$2,659.88
D.	B3B2X1A1D0-XXXX-XX	Maxi H2	42.1"H x 48"W x 20"D	Whiteboard	Peg		(24) 3" Totes	Y	Laminate	\$2,981.27
E.	B3B2X1A1B0	Maxi H2	72.1"H x 42"W x 19.2"D	Whiteboard	Peg		(24) 3" Totes	Y	Ogee	\$3,254.13
F.	B3B2X1A1A0	Maxi H2	66.1"H x 42"W x 19.2"D	Whiteboard	Peg		(24) 3" Totes	Y	TV Mount	\$3,375.40
G.	B3B2X1A1X2	Maxi H2	36.1"H x 42"W x 19.2"D	Whiteboard	Peg		(8) 3" Totes + Left Hand Shelves	Y		\$2,465.85
H.	B3B2X1A1D2-BUTCHER	Maxi H2	42.7"H x 60"W x 24"D	Whiteboard	Peg		(8) 3" Totes + Left Hand Shelves	Y	Butcher	\$3,617.96
I.	B3B2X1A1F2	Maxi H2	38.6"H x 42"W x 19.2"D	Whiteboard	Peg		(8) 3" Totes + Left Hand Shelves	Y	Handles	\$2,538.62
J.	B3B2X1A1D2-XXXX-XX	Maxi H2	42.1"H x 48"W x 20"D	Whiteboard	Peg		(8) 3" Totes + Left Hand Shelves	Y	Laminate	\$2,859.99
K.	B3B2X1A1B2	Maxi H2	72.1"H x 42"W x 19.2"D	Whiteboard	Peg		(8) 3" Totes + Left Hand Shelves	Y	Ogee	\$3,132.85
L.	B3B2X1A1A2	Maxi H2	66.1"H x 42"W x 19.2"D	Whiteboard	Peg		(8) 3" Totes + Left Hand Shelves	Y	TV Mount	\$3,254.13

Compass Cabinets: Maxi H2 + Whiteboard Back Panel



Key	Part No.	Size	Dimensions	Back Panel	Side Panel	Doors	Interior Filling	Casters	Top	Base MSRP
A.	B3B2X1E1X0	Maxi H2	36.1"H x 42"W x 19.2"D	Whiteboard	Peg		Cubbies	Y		\$2,339.83
B.	B3B2X1E1D0-BUTCHER	Maxi H2	42.7"H x 60"W x 24"D	Whiteboard	Peg		Cubbies	Y	Butcher	\$3,491.94
C.	B3B2X1E1F0	Maxi H2	38.6"H x 42"W x 19.2"D	Whiteboard	Peg		Cubbies	Y	Handles	\$2,412.60
D.	B3B2X1E1D0-XXXXXX	Maxi H2	42.1"H x 48"W x 20"D	Whiteboard	Peg		Cubbies	Y	Laminate	\$2,733.98
E.	B3B2X1E1B0	Maxi H2	72.1"H x 42"W x 19.2"D	Whiteboard	Peg		Cubbies	Y	Ogee	\$3,006.84
F.	B3B2X1E1A0	Maxi H2	66.1"H x 42"W x 19.2"D	Whiteboard	Peg		Cubbies	Y	TV Mount	\$3,128.12
G.	B3B2X1D1X0	Maxi H2	36.1"H x 42"W x 19.2"D	Whiteboard	Peg		Shelves	Y		\$1,786.66
H.	B3B2X1D1D0-BUTCHER	Maxi H2	42.7"H x 60"W x 24"D	Whiteboard	Peg		Shelves	Y	Butcher	\$2,938.77
I.	B3B2X1D1F0	Maxi H2	38.6"H x 42"W x 19.2"D	Whiteboard	Peg		Shelves	Y	Handles	\$1,859.42
J.	B3B2X1D1D0-XXXXXX	Maxi H2	42.1"H x 48"W x 20"D	Whiteboard	Peg		Shelves	Y	Laminate	\$2,180.80
K.	B3B2X1D1B0	Maxi H2	72.1"H x 42"W x 19.2"D	Whiteboard	Peg		Shelves	Y	Ogee	\$2,453.67
L.	B3B2X1D1A0	Maxi H2	66.1"H x 42"W x 19.2"D	Whiteboard	Peg		Shelves	Y	TV Mount	\$2,574.95

Compass Cabinets: Maxi H2 + Whiteboard Back Panel



Key	Part No.	Size	Dimensions	Back Panel	Side Panel	Doors	Interior Filling	Casters	Top	Base MSRP
A.	B3B1X2C1X0	Maxi H2	36.1"H x 42"W x 19.2"D	Whiteboard	Standard	Y	(12) 3" Totes + (6) 6" Totes	Y		\$2,579.84
B.	B3B1X2C1X0-BUTCHER	Maxi H2	36.1"H x 42"W x 19.2"D	Whiteboard	Standard	Y	(12) 3" Totes + (6) 6" Totes	Y	Butcher	CALL
C.	B3B1X2C1F0	Maxi H2	36.1"H x 42"W x 19.2"D	Whiteboard	Standard	Y	(12) 3" Totes + (6) 6" Totes	Y	Handles	CALL
D.	B3B1X2C1D0-XXXXXX	Maxi H2	36.1"H x 42"W x 19.2"D	Whiteboard	Standard	Y	(12) 3" Totes + (6) 6" Totes	Y	Laminate	CALL
E.	B3B1X2C1B0	Maxi H2	36.1"H x 42"W x 19.2"D	Whiteboard	Standard	Y	(12) 3" Totes + (6) 6" Totes	Y	Ogee	CALL
F.	B3B1X2C1A0	Maxi H2	36.1"H x 42"W x 19.2"D	Whiteboard	Standard	Y	(12) 3" Totes + (6) 6" Totes	Y	TV Mount	CALL
G.	B3B1X2B1X0	Maxi H2	36.1"H x 42"W x 19.2"D	Whiteboard	Standard	Y	(12) 6" Totes	Y		CALL
H.	B3B1X2B1X0-BUTCHER	Maxi H2	36.1"H x 42"W x 19.2"D	Whiteboard	Standard	Y	(12) 6" Totes	Y	Butcher	CALL
I.	B3B1X2B1F0	Maxi H2	36.1"H x 42"W x 19.2"D	Whiteboard	Standard	Y	(12) 6" Totes	Y	Handles	CALL
J.	B3B1X2B1D0-XXXX-XX	Maxi H2	36.1"H x 42"W x 19.2"D	Whiteboard	Standard	Y	(12) 6" Totes	Y	Laminate	CALL
K.	B3B1X2B1B0	Maxi H2	36.1"H x 42"W x 19.2"D	Whiteboard	Standard	Y	(12) 6" Totes	Y	Ogee	CALL
L.	B3B1X2B1A0	Maxi H2	36.1"H x 42"W x 19.2"D	Whiteboard	Standard	Y	(12) 6" Totes	Y	TV Mount	CALL

Compass Cabinets: Maxi H2 + Whiteboard Back Panel



Key	Part No.	Size	Dimensions	Back Panel	Side Panel	Doors	Interior Filling	Casters	Top	Base MSRP
A.	B3B1X2A1X0	Maxi H2	36.1"H x 42"W x 19.2"D	Whiteboard	Standard	Y	(24) 3" Totes	Y		\$2,676.85
B.	B3B1X2A1D0-BUTCHER	Maxi H2	42.7"H x 60"W x 24"D	Whiteboard	Standard	Y	(24) 3" Totes	Y	Butcher	\$3,828.96
C.	B3B1X2A1F0	Maxi H2	38.6"H x 42"W x 19.2"D	Whiteboard	Standard	Y	(24) 3" Totes	Y	Handles	\$2,749.61
D.	B3B1X2A1D0-XXXX-XX	Maxi H2	42.1"H x 48"W x 20"D	Whiteboard	Standard	Y	(24) 3" Totes	Y	Laminate	\$3,071.00
E.	B3B1X2A1B0	Maxi H2	72.1"H x 42"W x 19.2"D	Whiteboard	Standard	Y	(24) 3" Totes	Y	Ogee	\$3,343.86
F.	B3B1X2A1A0	Maxi H2	66.1"H x 42"W x 19.2"D	Whiteboard	Standard	Y	(24) 3" Totes	Y	TV Mount	\$3,465.14
G.	B3B1X2A1X2	Maxi H2	36.1"H x 42"W x 19.2"D	Whiteboard	Standard	Y	(8) 3" Totes + Left Hand Shelves	Y		\$2,555.58
H.	B3B1X2A1D2-BUTCHER	Maxi H2	42.7"H x 60"W x 24"D	Whiteboard	Standard	Y	(8) 3" Totes + Left Hand Shelves	Y	Butcher	\$3,707.70
I.	B3B1X2A1F2	Maxi H2	38.6"H x 42"W x 19.2"D	Whiteboard	Standard	Y	(8) 3" Totes + Left Hand Shelves	Y	Handles	\$2,628.35
J.	B3B1X2A1D2-XXXX-XX	Maxi H2	42.1"H x 48"W x 20"D	Whiteboard	Standard	Y	(8) 3" Totes + Left Hand Shelves	Y	Laminate	\$2,949.72
K.	B3B1X2A1B2	Maxi H2	72.1"H x 42"W x 19.2"D	Whiteboard	Standard	Y	(8) 3" Totes + Left Hand Shelves	Y	Ogee	\$3,222.59
L.	B3B1X2A1A2	Maxi H2	66.1"H x 42"W x 19.2"D	Whiteboard	Standard	Y	(8) 3" Totes + Left Hand Shelves	Y	TV Mount	\$3,343.86

Compass Cabinets: Maxi H2 + Whiteboard Back Panel



Key	Part No.	Size	Dimensions	Back Panel	Side Panel	Doors	Interior Filling	Casters	Top	Base MSRP
A.	B3B1X2E1X0	Maxi H2	36.1"H x 42"W x 19.2"D	Whiteboard	Standard	Y	Cubbies	Y		\$2,403.52
B.	B3B1X2E1D0-BUTCHER	Maxi H2	42.7"H x 60"W x 24"D	Whiteboard	Standard	Y	Cubbies	Y	Butcher	\$3,555.64
C.	B3B1X2E1F0	Maxi H2	38.6"H x 42"W x 19.2"D	Whiteboard	Standard	Y	Cubbies	Y	Handles	\$2,476.29
D.	B3B1X2E1D0-XXXXXX	Maxi H2	42.1"H x 48"W x 20"D	Whiteboard	Standard	Y	Cubbies	Y	Laminate	\$2,797.66
E.	B3B1X2E1B0	Maxi H2	72.1"H x 42"W x 19.2"D	Whiteboard	Standard	Y	Cubbies	Y	Ogee	\$3,070.54
F.	B3B1X2E1A0	Maxi H2	66.1"H x 42"W x 19.2"D	Whiteboard	Standard	Y	Cubbies	Y	TV Mount	\$3,191.81
G.	B3B1X2D1X0	Maxi H2	36.1"H x 42"W x 19.2"D	Whiteboard	Standard	Y	Shelves	Y		\$1,851.66
H.	B3B1X2D1D0-BUTCHER	Maxi H2	42.7"H x 60"W x 24"D	Whiteboard	Standard	Y	Shelves	Y	Butcher	\$3,003.78
I.	B3B1X2D1F0	Maxi H2	38.6"H x 42"W x 19.2"D	Whiteboard	Standard	Y	Shelves	Y	Handles	\$1,924.43
J.	B3B1X2D1D0-XXXXXX	Maxi H2	42.1"H x 48"W x 20"D	Whiteboard	Standard	Y	Shelves	Y	Laminate	\$2,245.80
K.	B3B1X2D1B0	Maxi H2	72.1"H x 42"W x 19.2"D	Whiteboard	Standard	Y	Shelves	Y	Ogee	\$2,518.68
L.	B3B1X2D1A0	Maxi H2	66.1"H x 42"W x 19.2"D	Whiteboard	Standard	Y	Shelves	Y	TV Mount	\$2,639.95

Compass Cabinets: Maxi H2 + Whiteboard Back Panel



Key	Part No.	Size	Dimensions	Back Panel	Side Panel	Doors	Interior Filling	Casters	Top	Base MSRP
A.	B3B1X1C1X0	Maxi H2	36.1"H x 42"W x 19.2"D	Whiteboard	Standard		(12) 3" Totes + (6) 6" Totes	Y		\$2,277.87
B.	B3B1X1C1D0-BUTCHER	Maxi H2	42.7"H x 60"W x 24"D	Whiteboard	Standard		(12) 3" Totes + (6) 6" Totes	Y	Butcher	\$3,429.98
C.	B3B1X1C1F0	Maxi H2	38.6"H x 42"W x 19.2"D	Whiteboard	Standard		(12) 3" Totes + (6) 6" Totes	Y	Handles	\$2,350.64
D.	B3B1X1C1D0-XXXXXX	Maxi H2	42.1"H x 48"W x 20"D	Whiteboard	Standard		(12) 3" Totes + (6) 6" Totes	Y	Laminate	\$2,672.01
E.	B3B1X1C1B0	Maxi H2	72.1"H x 42"W x 19.2"D	Whiteboard	Standard		(12) 3" Totes + (6) 6" Totes	Y	Ogee	\$2,944.88
F.	B3B1X1C1A0	Maxi H2	66.1"H x 42"W x 19.2"D	Whiteboard	Standard		(12) 3" Totes + (6) 6" Totes	Y	TV Mount	\$3,066.16
G.	B3B1X1B1X0	Maxi H2	36.1"H x 42"W x 19.2"D	Whiteboard	Standard		(12) 6" Totes	Y		\$2,102.02
H.	B3B1X1B1D0-BUTCHER	Maxi H2	42.7"H x 60"W x 24"D	Whiteboard	Standard		(12) 6" Totes	Y	Butcher	\$3,254.13
I.	B3B1X1B1F0	Maxi H2	38.6"H x 42"W x 19.2"D	Whiteboard	Standard		(12) 6" Totes	Y	Handles	\$2,174.78
J.	B3B1X1B1D0-XXXXXX	Maxi H2	42.1"H x 48"W x 20"D	Whiteboard	Standard		(12) 6" Totes	Y	Laminate	\$2,496.17
K.	B3B1X1B1B0	Maxi H2	72.1"H x 42"W x 19.2"D	Whiteboard	Standard		(12) 6" Totes	Y	Ogee	\$2,769.03
L.	B3B1X1B1A0	Maxi H2	66.1"H x 42"W x 19.2"D	Whiteboard	Standard		(12) 6" Totes	Y	TV Mount	\$2,890.30

Compass Cabinets: Maxi H2 + Whiteboard Back Panel



Key	Part No.	Size	Dimensions	Back Panel	Side Panel	Doors	Interior Filling	Casters	Top	Base MSRP
A.	B3B1X1A1X0	Maxi H2	36.1"H x 42"W x 19.2"D	Whiteboard	Standard		(24) 3" Totes	Y		\$2,374.89
B.	B3B1X1A1D0-BUTCHER	Maxi H2	42.7"H x 60"W x 24"D	Whiteboard	Standard		(24) 3" Totes	Y	Butcher	\$3,527.00
C.	B3B1X1A1F0	Maxi H2	38.6"H x 42"W x 19.2"D	Whiteboard	Standard		(24) 3" Totes	Y	Handles	\$2,447.66
D.	B3B1X1A1D0-XXXX-XX	Maxi H2	42.1"H x 48"W x 20"D	Whiteboard	Standard		(24) 3" Totes	Y	Laminate	\$2,769.03
E.	B3B1X1A1B0	Maxi H2	72.1"H x 42"W x 19.2"D	Whiteboard	Standard		(24) 3" Totes	Y	Ogee	\$3,041.90
F.	B3B1X1A1A0	Maxi H2	66.1"H x 42"W x 19.2"D	Whiteboard	Standard		(24) 3" Totes	Y	TV Mount	\$3,163.18
G.	B3B1X1A1X2	Maxi H2	36.1"H x 42"W x 19.2"D	Whiteboard	Standard		(8) 3" Totes + Left Hand Shelves	Y		\$2,253.62
H.	B3B1X1A1D2-BUTCHER	Maxi H2	42.7"H x 60"W x 24"D	Whiteboard	Standard		(8) 3" Totes + Left Hand Shelves	Y	Butcher	\$3,405.73
I.	B3B1X1A1F2	Maxi H2	38.6"H x 42"W x 19.2"D	Whiteboard	Standard		(8) 3" Totes + Left Hand Shelves	Y	Handles	\$2,326.38
J.	B3B1X1A1D2-XXXX-XX	Maxi H2	42.1"H x 48"W x 20"D	Whiteboard	Standard		(8) 3" Totes + Left Hand Shelves	Y	Laminate	\$2,647.76
K.	B3B1X1A1B2	Maxi H2	72.1"H x 42"W x 19.2"D	Whiteboard	Standard		(8) 3" Totes + Left Hand Shelves	Y	Ogee	\$2,920.63
L.	B3B1X1A1A2	Maxi H2	66.1"H x 42"W x 19.2"D	Whiteboard	Standard		(8) 3" Totes + Left Hand Shelves	Y	TV Mount	\$3,041.90

Compass Cabinets: Maxi H2 + Whiteboard Back Panel



Key	Part No.	Size	Dimensions	Back Panel	Side Panel	Doors	Interior Filling	Casters	Top	Base MSRP
A.	B3B1X1E1X0	Maxi H2	36.1"H x 42"W x 19.2"D	Whiteboard	Standard		Cubbies	Y		\$2,127.60
B.	B3B1X1E1D0-BUTCHER	Maxi H2	42.7"H x 60"W x 24"D	Whiteboard	Standard		Cubbies	Y	Butcher	\$3,279.72
C.	B3B1X1E1F0	Maxi H2	38.6"H x 42"W x 19.2"D	Whiteboard	Standard		Cubbies	Y	Handles	\$2,200.37
D.	B3B1X1E1D0-XXXXXX	Maxi H2	42.1"H x 48"W x 20"D	Whiteboard	Standard		Cubbies	Y	Laminate	\$2,521.74
E.	B3B1X1E1B0	Maxi H2	72.1"H x 42"W x 19.2"D	Whiteboard	Standard		Cubbies	Y	Ogee	\$2,794.62
F.	B3B1X1E1A0	Maxi H2	66.1"H x 42"W x 19.2"D	Whiteboard	Standard		Cubbies	Y	TV Mount	\$2,915.89
G.	B3B1X1D1X0	Maxi H2	36.1"H x 42"W x 19.2"D	Whiteboard	Standard		Shelves	Y		\$1,574.42
H.	B3B1X1D1D0-BUTCHER	Maxi H2	42.7"H x 60"W x 24"D	Whiteboard	Standard		Shelves	Y	Butcher	\$2,726.54
I.	B3B1X1D1F0	Maxi H2	38.6"H x 42"W x 19.2"D	Whiteboard	Standard		Shelves	Y	Handles	\$1,647.19
J.	B3B1X1D1D0-XXXXXX	Maxi H2	42.1"H x 48"W x 20"D	Whiteboard	Standard		Shelves	Y	Laminate	\$1,968.57
K.	B3B1X1D1B0	Maxi H2	72.1"H x 42"W x 19.2"D	Whiteboard	Standard		Shelves	Y	Ogee	\$2,241.44
L.	B3B1X1D1A0	Maxi H2	66.1"H x 42"W x 19.2"D	Whiteboard	Standard		Shelves	Y	TV Mount	\$2,362.71

Compass Cabinets: Maxi H3



Key	Part No.	Size	Dimensions	Back Panel	Side Panel	Doors	Interior Filling	Casters	Top	Base MSRP
A.	C3A2X2A1X2	Maxi H3	51.1"H x 42"W x 19.2"D	Standard	Peg	Y	(12) 3" Totes + Left Hand Shelves	Y		\$3,272.89
B.	C3A2X2A1F2	Maxi H3	53.6"H x 42"W x 19.2"D	Standard	Peg	Y	(12) 3" Totes + Left Hand Shelves	Y	Handles	\$3,345.66
C.	C3A2X2A1D2-XXXX-XX	Maxi H3	57.1"H x 48"W x 24"D	Standard	Peg	Y	(12) 3" Totes + Left Hand Shelves	Y	Laminate	\$3,667.04
D.	C3A2X2B1X4	Maxi H3	51.1"H x 42"W x 19.2"D	Standard	Peg	Y	(12) 6" Totes + LH Wardrobe	Y		\$2,605.88
E.	C3A2X2B1F4	Maxi H3	53.6"H x 42"W x 19.2"D	Standard	Peg	Y	(12) 6" Totes + LH Wardrobe	Y	Handles	\$2,678.64
F.	C3A2X2B1D4-XXXX-XX	Maxi H3	57.1"H x 48"W x 24"D	Standard	Peg	Y	(12) 6" Totes + LH Wardrobe	Y	Laminate	\$3,000.03
G.	C3A2X2B1X3	Maxi H3	51.1"H x 42"W x 19.2"D	Standard	Peg	Y	(12) 6" Totes + RH Wardrobe	Y		\$2,605.88
H.	C3A2X2B1F3	Maxi H3	53.6"H x 42"W x 19.2"D	Standard	Peg	Y	(12) 6" Totes + RH Wardrobe	Y	Handles	\$2,678.64
I.	C3A2X2B1D3-XXXX-XX	Maxi H3	57.1"H x 48"W x 24"D	Standard	Peg	Y	(12) 6" Totes + RH Wardrobe	Y	Laminate	\$3,000.03
J.	C3A2X2B1X0	Maxi H3	51.1"H x 42"W x 19.2"D	Standard	Peg	Y	(18) 6" Totes	Y		\$2,969.70
K.	C3A2X2B1F0	Maxi H3	53.6"H x 42"W x 19.2"D	Standard	Peg	Y	(18) 6" Totes	Y	Handles	\$3,042.47
L.	C3A2X2B1D0-XXXX-XX	Maxi H3	57.1"H x 48"W x 24"D	Standard	Peg	Y	(18) 6" Totes	Y	Laminate	\$3,363.85

Compass Cabinets: Maxi H3



Key	Part No.	Size	Dimensions	Back Panel	Side Panel	Doors	Interior Filling	Casters	Top	Base MSRP
A.	C3A2X2A1X4	Maxi H3	51.1"H x 42"W x 19.2"D	Standard	Peg	Y	(24) 3" Totes + LH Wardrobe	Y		\$3,090.98
B.	C3A2X2A1F4	Maxi H3	53.6"H x 42"W x 19.2"D	Standard	Peg	Y	(24) 3" Totes + LH Wardrobe	Y	Handles	\$3,163.74
C.	C3A2X2A1D4-XXXX-XX	Maxi H3	57.1"H x 48"W x 24"D	Standard	Peg	Y	(24) 3" Totes + LH Wardrobe	Y	Laminate	\$3,485.13
D.	C3A2X2A1X3	Maxi H3	51.1"H x 42"W x 19.2"D	Standard	Peg	Y	(24) 3" Totes + RH Wardrobe	Y		\$3,090.98
E.	C3A2X2A1F3	Maxi H3	53.6"H x 42"W x 19.2"D	Standard	Peg	Y	(24) 3" Totes + RH Wardrobe	Y	Handles	\$3,163.74
F.	C3A2X2A1D3-XXXX-XX	Maxi H3	57.1"H x 48"W x 24"D	Standard	Peg	Y	(24) 3" Totes + RH Wardrobe	Y	Laminate	\$3,485.13
G.	C3A2X2A1X0	Maxi H3	51.1"H x 42"W x 19.2"D	Standard	Peg	Y	(36) 3" Totes	Y		\$3,454.80
H.	C3A2X2A1F0	Maxi H3	53.6"H x 42"W x 19.2"D	Standard	Peg	Y	(36) 3" Totes	Y	Handles	\$3,527.57
I.	C3A2X2A1D0-XXXX-XX	Maxi H3	57.1"H x 48"W x 24"D	Standard	Peg	Y	(36) 3" Totes	Y	Laminate	\$3,848.95
J.	C3A2X2F1X4	Maxi H3	51.1"H x 42"W x 19.2"D	Standard	Peg	Y	(6) 3" Totes + (6) 6" Totes + (2) 12" Totes + LH Wardrobe	Y		\$2,921.19
K.	C3A2X2F1F4	Maxi H3	53.6"H x 42"W x 19.2"D	Standard	Peg	Y	(6) 3" Totes + (6) 6" Totes + (2) 12" Totes + LH Wardrobe	Y	Handles	\$2,993.96
L.	C3A2X2F1D4-XXXX-XX	Maxi H3	57.1"H x 48"W x 24"D	Standard	Peg	Y	(6) 3" Totes + (6) 6" Totes + (2) 12" Totes + LH Wardrobe	Y	Laminate	\$3,315.34

Compass Cabinets: Maxi H3



Key	Part No.	Size	Dimensions	Back Panel	Side Panel	Doors	Interior Filling	Casters	Top	Base MSRP
A.	C3A2X2F1X3	Maxi H3	51.1"H x 42"W x 19.2"D	Standard	Peg	Y	(6) 3" Totes + (6) 6" Totes + (2) 12" Totes + RH Wardrobe	Y		\$2,921.19
B.	C3A2X2F1F3	Maxi H3	53.6"H x 42"W x 19.2"D	Standard	Peg	Y	(6) 3" Totes + (6) 6" Totes + (2) 12" Totes + RH Wardrobe	Y	Handles	\$2,993.96
C.	C3A2X2F1D3-XXXX-XX	Maxi H3	57.1"H x 48"W x 24"D	Standard	Peg	Y	(6) 3" Totes + (6) 6" Totes + (2) 12" Totes + RH Wardrobe	Y	Laminate	\$3,315.34
D.	C3A2X2F1X0	Maxi H3	51.1"H x 42"W x 19.2"D	Standard	Peg	Y	(9) 3" Totes + (9) 6" Totes + (3) 12" Totes	Y		\$3,285.02
E.	C3A2X2F1F0	Maxi H3	53.6"H x 42"W x 19.2"D	Standard	Peg	Y	(9) 3" Totes + (9) 6" Totes + (3) 12" Totes	Y	Handles	\$3,357.78
F.	C3A2X2F1D0-XXXX-XX	Maxi H3	57.1"H x 48"W x 24"D	Standard	Peg	Y	(9) 3" Totes + (9) 6" Totes + (3) 12" Totes	Y	Laminate	\$3,679.17
G.	C3A2X2E1X0	Maxi H3	51.1"H x 42"W x 19.2"D	Standard	Peg	Y	Cubbies	Y		\$2,922.48
H.	C3A2X2E1F0	Maxi H3	53.6"H x 42"W x 19.2"D	Standard	Peg	Y	Cubbies	Y	Handles	\$2,995.24
I.	C3A2X2E1D0-XXXX-XX	Maxi H3	57.1"H x 48"W x 24"D	Standard	Peg	Y	Cubbies	Y	Laminate	\$3,316.61
J.	C3A2X2D1X0	Maxi H3	51.1"H x 42"W x 19.2"D	Standard	Peg	Y	Shelves	Y		\$2,254.77
K.	C3A2X2D1F0	Maxi H3	53.6"H x 42"W x 19.2"D	Standard	Peg	Y	Shelves	Y	Handles	\$2,327.54
L.	C3A2X2D1D0-XXXX-XX	Maxi H3	57.1"H x 48"W x 24"D	Standard	Peg	Y	Shelves	Y	Laminate	\$2,648.91

Compass Cabinets: Maxi H3



Key	Part No.	Size	Dimensions	Back Panel	Side Panel	Doors	Interior Filling	Casters	Top	Base MSRP
A.	C3A2X1A1X2	Maxi H3	51.1"H x 42"W x 19.2"D	Standard	Peg		(12) 3" Totes + Left Hand Shelves	Y		\$2,838.17
B.	C3A2X1A1F2	Maxi H3	53.6"H x 42"W x 19.2"D	Standard	Peg		(12) 3" Totes + Left Hand Shelves	Y	Handles	\$2,910.94
C.	C3A2X1A1D2-XXXX-XX	Maxi H3	57.1"H x 48"W x 24"D	Standard	Peg		(12) 3" Totes + Left Hand Shelves	Y	Laminate	\$3,232.32
D.	C3A2X1B1X4	Maxi H3	51.1"H x 42"W x 19.2"D	Standard	Peg		(12) 6" Totes + LH Wardrobe	Y		\$2,492.54
E.	C3A2X1B1F4	Maxi H3	53.6"H x 42"W x 19.2"D	Standard	Peg		(12) 6" Totes + LH Wardrobe	Y	Handles	\$2,565.31
F.	C3A2X1B1D4-XXXX-XX	Maxi H3	57.1"H x 48"W x 24"D	Standard	Peg		(12) 6" Totes + LH Wardrobe	Y	Laminate	\$2,886.68
G.	C3A2X1B1X3	Maxi H3	51.1"H x 42"W x 19.2"D	Standard	Peg		(12) 6" Totes + RH Wardrobe	Y		\$2,492.54
H.	C3A2X1B1F3	Maxi H3	53.6"H x 42"W x 19.2"D	Standard	Peg		(12) 6" Totes + RH Wardrobe	Y	Handles	\$2,565.31
I.	C3A2X1B1D3-XXXX-XX	Maxi H3	57.1"H x 48"W x 24"D	Standard	Peg		(12) 6" Totes + RH Wardrobe	Y	Laminate	\$2,886.68
J.	C3A2X1B1X0	Maxi H3	51.1"H x 42"W x 19.2"D	Standard	Peg		(18) 6" Totes	Y		\$2,856.37
K.	C3A2X1B1F0	Maxi H3	53.6"H x 42"W x 19.2"D	Standard	Peg		(18) 6" Totes	Y	Handles	\$2,929.13
L.	C3A2X1B1D0-XXXX-XX	Maxi H3	57.1"H x 48"W x 24"D	Standard	Peg		(18) 6" Totes	Y	Laminate	\$3,250.51

Compass Cabinets: Maxi H3




Key	Part No.	Size	Dimensions	Back Panel	Side Panel	Doors	Interior Filling	Casters	Top	Base MSRP
A.	C3A2X1A1X4	Maxi H3	51.1"H x 42"W x 19.2"D	Standard	Peg		(24) 3" Totes + LH Wardrobe	Y		\$2,656.26
B.	C3A2X1A1F4	Maxi H3	53.6"H x 42"W x 19.2"D	Standard	Peg		(24) 3" Totes + LH Wardrobe	Y	Handles	\$2,729.02
C.	C3A2X1A1D4-XXXX-XX	Maxi H3	57.1"H x 48"W x 24"D	Standard	Peg		(24) 3" Totes + LH Wardrobe	Y	Laminate	\$3,050.41
D.	C3A2X1A1X3	Maxi H3	51.1"H x 42"W x 19.2"D	Standard	Peg		(24) 3" Totes + RH Wardrobe	Y		\$2,656.26
E.	C3A2X1A1F3	Maxi H3	53.6"H x 42"W x 19.2"D	Standard	Peg		(24) 3" Totes + RH Wardrobe	Y	Handles	\$2,729.02
F.	C3A2X1A1D3-XXXX-XX	Maxi H3	57.1"H x 48"W x 24"D	Standard	Peg		(24) 3" Totes + RH Wardrobe	Y	Laminate	\$3,050.41
G.	C3A2X1A1X0	Maxi H3	51.1"H x 42"W x 19.2"D	Standard	Peg		(36) 3" Totes	Y		\$3,020.08
H.	C3A2X1A1F0	Maxi H3	53.6"H x 42"W x 19.2"D	Standard	Peg		(36) 3" Totes	Y	Handles	\$3,092.85
I.	C3A2X1A1D0-XXXX-XX	Maxi H3	57.1"H x 48"W x 24"D	Standard	Peg		(36) 3" Totes	Y	Laminate	\$3,414.23
J.	C3A2X1F1X4	Maxi H3	51.1"H x 42"W x 19.2"D	Standard	Peg		(6) 3" Totes + (6) 6" Totes + (2) 12" Totes + LH Wardrobe	Y		\$2,510.73
K.	C3A2X1F1F4	Maxi H3	53.6"H x 42"W x 19.2"D	Standard	Peg		(6) 3" Totes + (6) 6" Totes + (2) 12" Totes + LH Wardrobe	Y	Handles	\$2,583.49
L.	C3A2X1F1D4-XXXX-XX	Maxi H3	57.1"H x 48"W x 24"D	Standard	Peg		(6) 3" Totes + (6) 6" Totes + (2) 12" Totes + LH Wardrobe	Y	Laminate	\$2,904.88

Compass Cabinets: Maxi H3



Key	Part No.	Size	Dimensions	Back Panel	Side Panel	Doors	Interior Filling	Casters	Top	Base MSRP
A.	C3A2X1F1X3	Maxi H3	51.1"H x 42"W x 19.2"D	Standard	Peg		(6) 3" Totes + (6) 6" Totes + (2) 12" Totes + RH Wardrobe	Y		\$2,510.73
B.	C3A2X1F1F3	Maxi H3	53.6"H x 42"W x 19.2"D	Standard	Peg		(6) 3" Totes + (6) 6" Totes + (2) 12" Totes + RH Wardrobe	Y	Handles	\$2,583.49
C.	C3A2X1F1D3-XXXX-XX	Maxi H3	57.1"H x 48"W x 24"D	Standard	Peg		(6) 3" Totes + (6) 6" Totes + (2) 12" Totes + RH Wardrobe	Y	Laminate	\$2,904.88
D.	C3A2X1F1X0	Maxi H3	51.1"H x 42"W x 19.2"D	Standard	Peg		(9) 3" Totes + (9) 6" Totes + (3) 12" Totes	Y		\$2,874.55
E.	C3A2X1F1F0	Maxi H3	53.6"H x 42"W x 19.2"D	Standard	Peg		(9) 3" Totes + (9) 6" Totes + (3) 12" Totes	Y	Handles	\$2,947.32
F.	C3A2X1F1D0-XXXX-XX	Maxi H3	57.1"H x 48"W x 24"D	Standard	Peg		(9) 3" Totes + (9) 6" Totes + (3) 12" Totes	Y	Laminate	\$3,268.70
G.	C3A2X1E1X0	Maxi H3	51.1"H x 42"W x 19.2"D	Standard	Peg		Cubbies	Y		\$2,526.79
H.	C3A2X1E1F0	Maxi H3	53.6"H x 42"W x 19.2"D	Standard	Peg		Cubbies	Y	Handles	\$2,599.56
I.	C3A2X1E1D0-XXXX-XX	Maxi H3	57.1"H x 48"W x 24"D	Standard	Peg		Cubbies	Y	Laminate	\$2,920.93
J.	C3A2X1D1X0	Maxi H3	51.1"H x 42"W x 19.2"D	Standard	Peg		Shelves	Y		\$1,857.79
K.	C3A2X1D1F0	Maxi H3	53.6"H x 42"W x 19.2"D	Standard	Peg		Shelves	Y	Handles	\$1,930.55
L.	C3A2X1D1D0-XXXX-XX	Maxi H3	57.1"H x 48"W x 24"D	Standard	Peg		Shelves	Y	Laminate	\$2,251.94

Compass Cabinets: Maxi H3




Key	Part No.	Size	Dimensions	Back Panel	Side Panel	Doors	Interior Filling	Casters	Top	Base MSRP
A.	C3A1X2A1X2	Maxi H3	51.1"H x 42"W x 19.2"D	Standard	Standard	Y	(12) 3" Totes + Left Hand Shelves	Y		\$3,030.34
B.	C3A1X2A1F2	Maxi H3	53.6"H x 42"W x 19.2"D	Standard	Standard	Y	(12) 3" Totes + Left Hand Shelves	Y	Handles	\$3,103.11
C.	C3A1X2A1D2-XXXX-XX	Maxi H3	57.1"H x 48"W x 24"D	Standard	Standard	Y	(12) 3" Totes + Left Hand Shelves	Y	Laminate	\$3,424.49
D.	C3A1X2B1X4	Maxi H3	51.1"H x 42"W x 19.2"D	Standard	Standard	Y	(6) 3" Totes + (6) 6" Totes + (2) 12" Totes + LH Wardrobe	Y		\$2,363.33
E.	C3A1X2B1F4	Maxi H3	53.6"H x 42"W x 19.2"D	Standard	Standard	Y	(6) 3" Totes + (6) 6" Totes + (2) 12" Totes + LH Wardrobe	Y	Handles	\$2,436.09
F.	C3A1X2B1D4-XXXX-XX	Maxi H3	57.1"H x 48"W x 24"D	Standard	Standard	Y	(6) 3" Totes + (6) 6" Totes + (2) 12" Totes + LH Wardrobe	Y	Laminate	\$2,757.48
G.	C3A1X2B1X3	Maxi H3	51.1"H x 42"W x 19.2"D	Standard	Standard	Y	(6) 3" Totes + (6) 6" Totes + (2) 12" Totes + RH Wardrobe	Y		\$2,363.33
H.	C3A1X2B1F3	Maxi H3	53.6"H x 42"W x 19.2"D	Standard	Standard	Y	(6) 3" Totes + (6) 6" Totes + (2) 12" Totes + RH Wardrobe	Y	Handles	\$2,436.09
I.	C3A1X2B1D3-XXXX-XX	Maxi H3	57.1"H x 48"W x 24"D	Standard	Standard	Y	(6) 3" Totes + (6) 6" Totes + (2) 12" Totes + RH Wardrobe	Y	Laminate	\$2,757.48
J.	C3A1X2B1X0	Maxi H3	51.1"H x 42"W x 19.2"D	Standard	Standard	Y	(18) 6" Totes	Y		\$2,727.15
K.	C3A1X2B1F0	Maxi H3	53.6"H x 42"W x 19.2"D	Standard	Standard	Y	(18) 6" Totes	Y	Handles	\$2,666.59
L.	C3A1X2B1D0-XXXX-XX	Maxi H3	57.1"H x 48"W x 24"D	Standard	Standard	Y	(18) 6" Totes	Y	Laminate	\$3,121.30

Compass Cabinets: Maxi H3



Key	Part No.	Size	Dimensions	Back Panel	Side Panel	Doors	Interior Filling	Casters	Top	Base MSRP
A.	C3A1X2A1X4	Maxi H3	51.1"H x 42"W x 19.2"D	Standard	Standard	Y	(24) 3" Totes + LH Wardrobe	Y		\$2,848.43
B.	C3A1X2A1F4	Maxi H3	53.6"H x 42"W x 19.2"D	Standard	Standard	Y	(24) 3" Totes + LH Wardrobe	Y	Handles	\$2,921.19
C.	C3A1X2A1D4-XXXX-XX	Maxi H3	57.1"H x 48"W x 24"D	Standard	Standard	Y	(24) 3" Totes + LH Wardrobe	Y	Laminate	\$3,242.58
D.	C3A1X2A1X3	Maxi H3	51.1"H x 42"W x 19.2"D	Standard	Standard	Y	(24) 3" Totes + RH Wardrobe	Y		\$2,848.43
E.	C3A1X2A1F3	Maxi H3	53.6"H x 42"W x 19.2"D	Standard	Standard	Y	(24) 3" Totes + RH Wardrobe	Y	Handles	\$2,921.19
F.	C3A1X2A1D3-XXXX-XX	Maxi H3	57.1"H x 48"W x 24"D	Standard	Standard	Y	(24) 3" Totes + RH Wardrobe	Y	Laminate	\$3,242.58
G.	C3A1X2A1X0	Maxi H3	51.1"H x 42"W x 19.2"D	Standard	Standard	Y	(36) 3" Totes	Y		\$3,212.25
H.	C3A1X2A1F0	Maxi H3	53.6"H x 42"W x 19.2"D	Standard	Standard	Y	(36) 3" Totes	Y	Handles	\$3,285.02
I.	C3A1X2A1D0-XXXX-XX	Maxi H3	57.1"H x 48"W x 24"D	Standard	Standard	Y	(36) 3" Totes	Y	Laminate	\$3,606.40
J.	C3A1X2F1X4	Maxi H3	51.1"H x 42"W x 19.2"D	Standard	Standard	Y	(6) 3" Totes + (6) 6" Totes + (2) 12" Totes + LH Wardrobe	Y		\$2,678.64
K.	C3A1X2F1F4	Maxi H3	53.6"H x 42"W x 19.2"D	Standard	Standard	Y	(6) 3" Totes + (6) 6" Totes + (2) 12" Totes + LH Wardrobe	Y	Handles	\$2,751.41
L.	C3A1X2F1D4-XXXX-XX	Maxi H3	57.1"H x 48"W x 24"D	Standard	Standard	Y	(6) 3" Totes + (6) 6" Totes + (2) 12" Totes + LH Wardrobe	Y	Laminate	\$3,072.79

Compass Cabinets: Maxi H3



Key	Part No.	Size	Dimensions	Back Panel	Side Panel	Doors	Interior Filling	Casters	Top	Base MSRP
A.	C3A1X2F1X3	Maxi H3	51.1"H x 42"W x 19.2"D	Standard	Standard	Y	(6) 3" Totes + (6) 6" Totes + (2) 12" Totes + RH Wardrobe	Y		\$2,678.64
B.	C3A1X2F1F3	Maxi H3	53.6"H x 42"W x 19.2"D	Standard	Standard	Y	(6) 3" Totes + (6) 6" Totes + (2) 12" Totes + RH Wardrobe	Y	Handles	\$2,751.41
C.	C3A1X2F1D3-XXXX-XX	Maxi H3	57.1"H x 48"W x 24"D	Standard	Standard	Y	(6) 3" Totes + (6) 6" Totes + (2) 12" Totes + RH Wardrobe	Y	Laminate	\$3,072.79
D.	C3A1X2F1X0	Maxi H3	51.1"H x 42"W x 19.2"D	Standard	Standard	Y	(9) 3" Totes + (9) 6" Totes + (3) 12" Totes	Y		\$3,042.47
E.	C3A1X2F1F0	Maxi H3	53.6"H x 42"W x 19.2"D	Standard	Standard	Y	(9) 3" Totes + (9) 6" Totes + (3) 12" Totes	Y	Handles	\$3,115.23
F.	C3A1X2F1D0-XXXX-XX	Maxi H3	57.1"H x 48"W x 24"D	Standard	Standard	Y	(9) 3" Totes + (9) 6" Totes + (3) 12" Totes	Y	Laminate	\$3,436.62
G.	C3A1X2E1X0	Maxi H3	51.1"H x 42"W x 19.2"D	Standard	Standard	Y	Cubbies	Y		\$2,679.93
H.	C3A1X2E1F0	Maxi H3	53.6"H x 42"W x 19.2"D	Standard	Standard	Y	Cubbies	Y	Handles	\$2,752.69
I.	C3A1X2E1D0-XXXX-XX	Maxi H3	57.1"H x 48"W x 24"D	Standard	Standard	Y	Cubbies	Y	Laminate	\$3,074.06
J.	C3A1X2D1X0	Maxi H3	51.1"H x 42"W x 19.2"D	Standard	Standard	Y	Shelves	Y		\$2,727.15
K.	C3A1X2D1F0	Maxi H3	53.6"H x 42"W x 19.2"D	Standard	Standard	Y	Shelves	Y	Handles	\$2,084.99
L.	C3A1X2D1D0-XXXX-XX	Maxi H3	57.1"H x 48"W x 24"D	Standard	Standard	Y	Shelves	Y	Laminate	\$2,406.36

Compass Cabinets: Maxi H3



Key	Part No.	Size	Dimensions	Back Panel	Side Panel	Doors	Interior Filling	Casters	Top	Base MSRP
A.	C3A1X1A1X2	Maxi H3	51.1"H x 42"W x 19.2"D	Standard	Standard		(12) 3" Totes + Left Hand Shelves	Y		\$2,595.62
B.	C3A1X1A1F2	Maxi H3	53.6"H x 42"W x 19.2"D	Standard	Standard		(12) 3" Totes + Left Hand Shelves	Y	Handles	\$2,668.39
C.	C3A1X1A1D2-XXXX-XX	Maxi H3	57.1"H x 48"W x 24"D	Standard	Standard		(12) 3" Totes + Left Hand Shelves	Y	Laminate	\$2,989.77
D.	C3A1X1B1X4	Maxi H3	51.1"H x 42"W x 19.2"D	Standard	Standard		(12) 6" Totes + LH Wardrobe	Y		\$2,249.99
E.	C3A1X1B1F4	Maxi H3	53.6"H x 42"W x 19.2"D	Standard	Standard		(12) 6" Totes + LH Wardrobe	Y	Handles	\$2,322.76
F.	C3A1X1B1D4-XXXX-XX	Maxi H3	57.1"H x 48"W x 24"D	Standard	Standard		(12) 6" Totes + LH Wardrobe	Y	Laminate	\$2,644.13
G.	C3A1X1B1X3	Maxi H3	51.1"H x 42"W x 19.2"D	Standard	Standard		(12) 6" Totes + RH Wardrobe	Y		\$2,249.99
H.	C3A1X1B1F3	Maxi H3	53.6"H x 42"W x 19.2"D	Standard	Standard		(12) 6" Totes + RH Wardrobe	Y	Handles	\$2,325.91
I.	C3A1X1B1D3-XXXX-XX	Maxi H3	57.1"H x 48"W x 24"D	Standard	Standard		(12) 6" Totes + RH Wardrobe	Y	Laminate	\$2,644.13
J.	C3A1X1B1X0	Maxi H3	51.1"H x 42"W x 19.2"D	Standard	Standard		(18) 6" Totes	Y		\$2,613.82
K.	C3A1X1B1F0	Maxi H3	53.6"H x 42"W x 19.2"D	Standard	Standard		(18) 6" Totes	Y	Handles	\$2,686.58
L.	C3A1X1B1D0-XXXX-XX	Maxi H3	57.1"H x 48"W x 24"D	Standard	Standard		(18) 6" Totes	Y	Laminate	\$3,007.96

Compass Cabinets: Maxi H3



Key	Part No.	Size	Dimensions	Back Panel	Side Panel	Doors	Interior Filling	Casters	Top	Base MSRP
A.	C3A1X1A1X4	Maxi H3	51.1"H x 42"W x 19.2"D	Standard	Standard		(24) 3" Totes + LH Wardrobe	Y		\$2,413.71
B.	C3A1X1A1F4	Maxi H3	53.6"H x 42"W x 19.2"D	Standard	Standard		(24) 3" Totes + LH Wardrobe	Y	Handles	\$2,486.47
C.	C3A1X1A1D4-XXXX-XX	Maxi H3	57.1"H x 48"W x 24"D	Standard	Standard		(24) 3" Totes + LH Wardrobe	Y	Laminate	\$2,807.86
D.	C3A1X1A1X3	Maxi H3	51.1"H x 42"W x 19.2"D	Standard	Standard		(24) 3" Totes + RH Wardrobe	Y		\$2,413.71
E.	C3A1X1A1F3	Maxi H3	53.6"H x 42"W x 19.2"D	Standard	Standard		(24) 3" Totes + RH Wardrobe	Y	Handles	\$2,486.47
F.	C3A1X1A1D3-XXXX-XX	Maxi H3	57.1"H x 48"W x 24"D	Standard	Standard		(24) 3" Totes + RH Wardrobe	Y	Laminate	\$2,807.86
G.	C3A1X1A1X0	Maxi H3	51.1"H x 42"W x 19.2"D	Standard	Standard		(36) 3" Totes	Y		\$2,777.53
H.	C3A1X1A1F0	Maxi H3	53.6"H x 42"W x 19.2"D	Standard	Standard		(36) 3" Totes	Y	Handles	\$2,850.30
I.	C3A1X1A1D0-XXXX-XX	Maxi H3	57.1"H x 48"W x 24"D	Standard	Standard		(36) 3" Totes	Y	Laminate	\$3,171.68
J.	C3A1X1F1X4	Maxi H3	51.1"H x 42"W x 19.2"D	Standard	Standard		(6) 3" Totes + (6) 6" Totes + (2) 12" Totes + LH Wardrobe	Y		\$2,268.18
K.	C3A1X1F1F4	Maxi H3	53.6"H x 42"W x 19.2"D	Standard	Standard		(6) 3" Totes + (6) 6" Totes + (2) 12" Totes + LH Wardrobe	Y	Handles	\$2,340.94
L.	C3A1X1F1D4-XXXX-XX	Maxi H3	57.1"H x 48"W x 24"D	Standard	Standard		(6) 3" Totes + (6) 6" Totes + (2) 12" Totes + LH Wardrobe	Y	Laminate	\$2,662.33

Compass Cabinets: Maxi H3



Key	Part No.	Size	Dimensions	Back Panel	Side Panel	Doors	Interior Filling	Casters	Top	Base MSRP
A.	C3A1X1F1X3	Maxi H3	51.1"H x 42"W x 19.2"D	Standard	Standard	(6) 3" Totes + (6) 6" Totes + (2) 12" Totes + RH Wardrobe		Y		\$2,268.18
B.	C3A1X1F1F3	Maxi H3	53.6"H x 42"W x 19.2"D	Standard	Standard	(6) 3" Totes + (6) 6" Totes + (2) 12" Totes + RH Wardrobe		Y	Handles	\$2,340.94
C.	C3A1X1F1D3-XXXX-XX	Maxi H3	57.1"H x 48"W x 24"D	Standard	Standard	(6) 3" Totes + (6) 6" Totes + (2) 12" Totes + RH Wardrobe		Y	Laminate	\$2,662.33
D.	C3A1X1F1X0	Maxi H3	51.1"H x 42"W x 19.2"D	Standard	Standard	(9) 3" Totes + (9) 6" Totes + (3) 12" Totes		Y		\$2,632.00
E.	C3A1X1F1F0	Maxi H3	53.6"H x 42"W x 19.2"D	Standard	Standard	(9) 3" Totes + (9) 6" Totes + (3) 12" Totes		Y	Handles	\$2,704.77
F.	C3A1X1F1D0-XXXX-XX	Maxi H3	57.1"H x 48"W x 24"D	Standard	Standard	(9) 3" Totes + (9) 6" Totes + (3) 12" Totes		Y	Laminate	\$3,026.15
G.	C3A1X1E1X0	Maxi H3	51.1"H x 42"W x 19.2"D	Standard	Standard		Cubbies	Y		\$2,284.24
H.	C3A1X1E1F0	Maxi H3	53.6"H x 42"W x 19.2"D	Standard	Standard		Cubbies	Y	Handles	\$2,357.01
I.	C3A1X1E1D0-XXXX-XX	Maxi H3	57.1"H x 48"W x 24"D	Standard	Standard		Cubbies	Y	Laminate	\$2,678.38
J.	C3A1X1D1X0	Maxi H3	51.1"H x 42"W x 19.2"D	Standard	Standard		Shelves	Y		\$1,615.24
K.	C3A1X1D1F0	Maxi H3	53.6"H x 42"W x 19.2"D	Standard	Standard		Shelves	Y	Handles	\$1,688.00
L.	C3A1X1D1D0-XXXX-XX	Maxi H3	57.1"H x 48"W x 24"D	Standard	Standard		Shelves	Y	Laminate	\$2,009.39

Compass Cabinets: Maxi H3 + Whiteboard Back Panel



Key	Part No.	Size	Dimensions	Back Panel	Side Panel	Doors	Interior Filling	Casters	Top	Base MSRP
A.	C3B2X2A1X2	Maxi H3	51.1"H x 42"W x 19.2"D	Whiteboard	Peg	Y	(12) 3" Totes + Left Hand Shelves	Y		\$3,545.77
B.	C3B2X2A1F2	Maxi H3	53.6"H x 42"W x 19.2"D	Whiteboard	Peg	Y	(12) 3" Totes + Left Hand Shelves	Y	Handles	\$3,618.53
C.	C3B2X2A1D2-XXXX-XX	Maxi H3	57.1"H x 48"W x 24"D	Whiteboard	Peg	Y	(12) 3" Totes + Left Hand Shelves	Y	Laminate	\$3,939.90
D.	C3B2X2B1X4	Maxi H3	51.1"H x 42"W x 19.2"D	Whiteboard	Peg	Y	(12) 6" Totes + LH Wardrobe	Y		\$2,878.75
E.	C3B2X2B1F4	Maxi H3	53.6"H x 42"W x 19.2"D	Whiteboard	Peg	Y	(12) 6" Totes + LH Wardrobe	Y	Handles	\$2,951.52
F.	C3B2X2B1D4-XXXX-XX	Maxi H3	57.1"H x 48"W x 24"D	Whiteboard	Peg	Y	(12) 6" Totes + LH Wardrobe	Y	Laminate	\$3,272.89
G.	C3B2X2B1X3	Maxi H3	51.1"H x 42"W x 19.2"D	Whiteboard	Peg	Y	(12) 6" Totes + RH Wardrobe	Y		\$2,878.75
H.	C3B2X2B1F3	Maxi H3	53.6"H x 42"W x 19.2"D	Whiteboard	Peg	Y	(12) 6" Totes + RH Wardrobe	Y	Handles	\$2,951.52
I.	C3B2X2B1D3-XXXX-XX	Maxi H3	57.1"H x 48"W x 24"D	Whiteboard	Peg	Y	(12) 6" Totes + RH Wardrobe	Y	Laminate	\$3,272.89
J.	C3B2X2B1X0	Maxi H3	51.1"H x 42"W x 19.2"D	Whiteboard	Peg	Y	(18) 6" Totes	Y		\$3,242.58
K.	C3B2X2B1F0	Maxi H3	53.6"H x 42"W x 19.2"D	Whiteboard	Peg	Y	(18) 6" Totes	Y	Handles	\$3,315.34
L.	C3B2X2B1D0-XXXX-XX	Maxi H3	57.1"H x 48"W x 24"D	Whiteboard	Peg	Y	(18) 6" Totes	Y	Laminate	\$3,636.72

Compass Cabinets: Maxi H3 + Whiteboard Back Panel



Key	Part No.	Size	Dimensions	Back Panel	Side Panel	Doors	Interior Filling	Casters	Top	Base MSRP
A.	C3B2X2A1X4	Maxi H3	51.1"H x 42"W x 19.2"D	Whiteboard	Peg	Y	(24) 3" Totes + LH Wardrobe	Y		\$3,363.85
B.	C3B2X2A1F4	Maxi H3	53.6"H x 42"W x 19.2"D	Whiteboard	Peg	Y	(24) 3" Totes + LH Wardrobe	Y	Handles	\$3,436.62
C.	C3B2X2A1D4-XXXX-XX	Maxi H3	57.1"H x 48"W x 24"D	Whiteboard	Peg	Y	(24) 3" Totes + LH Wardrobe	Y	Laminate	\$3,757.99
D.	C3B2X2A1X3	Maxi H3	51.1"H x 42"W x 19.2"D	Whiteboard	Peg	Y	(24) 3" Totes + RH Wardrobe	Y		\$3,363.85
E.	C3B2X2A1F3	Maxi H3	53.6"H x 42"W x 19.2"D	Whiteboard	Peg	Y	(24) 3" Totes + RH Wardrobe	Y	Handles	\$3,436.62
F.	C3B2X2A1D3-XXXX-XX	Maxi H3	57.1"H x 48"W x 24"D	Whiteboard	Peg	Y	(24) 3" Totes + RH Wardrobe	Y	Laminate	\$3,757.99
G.	C3B2X2A1X0	Maxi H3	51.1"H x 42"W x 19.2"D	Whiteboard	Peg	Y	(36) 3" Totes	Y		\$3,727.68
H.	C3B2X2A1F0	Maxi H3	53.6"H x 42"W x 19.2"D	Whiteboard	Peg	Y	(36) 3" Totes	Y	Handles	\$3,800.44
I.	C3B2X2A1D0-XXXX-XX	Maxi H3	57.1"H x 48"W x 24"D	Whiteboard	Peg	Y	(36) 3" Totes	Y	Laminate	\$4,121.82
J.	C3B2X2F1X4	Maxi H3	51.1"H x 42"W x 19.2"D	Whiteboard	Peg	Y	(6) 3" Totes + (6) 6" Totes + (2) 12" Totes + LH Wardrobe	Y		\$3,194.07
K.	C3B2X2F1F4	Maxi H3	53.6"H x 42"W x 19.2"D	Whiteboard	Peg	Y	(6) 3" Totes + (6) 6" Totes + (2) 12" Totes + LH Wardrobe	Y	Handles	\$3,266.83
L.	C3B2X2F1D4-XXXX-XX	Maxi H3	57.1"H x 48"W x 24"D	Whiteboard	Peg	Y	(6) 3" Totes + (6) 6" Totes + (2) 12" Totes + LH Wardrobe	Y	Laminate	\$3,588.21

Compass Cabinets: Maxi H3 + Whiteboard Back Panel



Key	Part No.	Size	Dimensions	Back Panel	Side Panel	Doors	Interior Filling	Casters	Top	Base MSRP
A.	C3B2X2F1X3	Maxi H3	51.1"H x 42"W x 19.2"D	Whiteboard	Peg	Y	(6) 3" Totes + (6) 6" Totes + (2) 12" Totes + RH Wardrobe	Y		\$3,194.07
B.	C3B2X2F1F3	Maxi H3	53.6"H x 42"W x 19.2"D	Whiteboard	Peg	Y	(6) 3" Totes + (6) 6" Totes + (2) 12" Totes + RH Wardrobe	Y	Handles	\$3,266.83
C.	C3B2X2F1D3-XXXX-XX	Maxi H3	57.1"H x 48"W x 24"D	Whiteboard	Peg	Y	(6) 3" Totes + (6) 6" Totes + (2) 12" Totes + RH Wardrobe	Y	Laminate	\$3,588.21
D.	C3B2X2F1X0	Maxi H3	51.1"H x 42"W x 19.2"D	Whiteboard	Peg	Y	(9) 3" Totes + (9) 6" Totes + (3) 12" Totes	Y		\$3,557.89
E.	C3B2X2F1F0	Maxi H3	53.6"H x 42"W x 19.2"D	Whiteboard	Peg	Y	(9) 3" Totes + (9) 6" Totes + (3) 12" Totes	Y	Handles	\$3,630.66
F.	C3B2X2F1D0-XXXX-XX	Maxi H3	57.1"H x 48"W x 24"D	Whiteboard	Peg	Y	(9) 3" Totes + (9) 6" Totes + (3) 12" Totes	Y	Laminate	\$3,952.03
G.	C3B2X2E1X0	Maxi H3	51.1"H x 42"W x 19.2"D	Whiteboard	Peg	Y	Cubbies	Y		\$3,195.34
H.	C3B2X2E1F0	Maxi H3	53.6"H x 42"W x 19.2"D	Whiteboard	Peg	Y	Cubbies	Y	Handles	\$3,268.10
I.	C3B2X2E1D0-XXXX-XX	Maxi H3	57.1"H x 48"W x 24"D	Whiteboard	Peg	Y	Cubbies	Y	Laminate	\$3,589.49
J.	C3B2X2D1X0	Maxi H3	51.1"H x 42"W x 19.2"D	Whiteboard	Peg	Y	Shelves	Y		\$2,527.63
K.	C3B2X2D1F0	Maxi H3	53.6"H x 42"W x 19.2"D	Whiteboard	Peg	Y	Shelves	Y	Handles	\$2,600.40
L.	C3B2X2D1D0-XXXX-XX	Maxi H3	57.1"H x 48"W x 24"D	Whiteboard	Peg	Y	Shelves	Y	Laminate	\$2,921.78

Compass Cabinets: Maxi H3 + Whiteboard Back Panel



Key	Part No.	Size	Dimensions	Back Panel	Side Panel	Doors	Interior Filling	Casters	Top	Base MSRP
A.	C3B2X1A1X2	Maxi H3	51.1"H x 42"W x 19.2"D	Whiteboard	Peg		(12) 3" Totes + Left Hand Shelves	Y		\$3,111.05
B.	C3B2X1A1F2	Maxi H3	53.6"H x 42"W x 19.2"D	Whiteboard	Peg		(12) 3" Totes + Left Hand Shelves	Y	Handles	\$3,183.81
C.	C3B2X1A1D2-XXXX-XX	Maxi H3	57.1"H x 48"W x 24"D	Whiteboard	Peg		(12) 3" Totes + Left Hand Shelves	Y	Laminate	\$3,505.18
D.	C3B2X1B1X4	Maxi H3	51.1"H x 42"W x 19.2"D	Whiteboard	Peg		(24) 3" Totes + LH Wardrobe	Y		\$2,765.41
E.	C3B2X1B1F4	Maxi H3	53.6"H x 42"W x 19.2"D	Whiteboard	Peg		(24) 3" Totes + LH Wardrobe	Y	Handles	\$2,838.17
F.	C3B2X1B1D4-XXXX-XX	Maxi H3	57.1"H x 48"W x 24"D	Whiteboard	Peg		(24) 3" Totes + LH Wardrobe	Y	Laminate	\$3,159.56
G.	C3B2X1B1X3	Maxi H3	51.1"H x 42"W x 19.2"D	Whiteboard	Peg		(24) 3" Totes + RH Wardrobe	Y		\$2,765.41
H.	C3B2X1B1F3	Maxi H3	53.6"H x 42"W x 19.2"D	Whiteboard	Peg		(24) 3" Totes + RH Wardrobe	Y	Handles	\$2,838.17
I.	C3B2X1B1D3-XXXX-XX	Maxi H3	57.1"H x 48"W x 24"D	Whiteboard	Peg		(24) 3" Totes + RH Wardrobe	Y	Laminate	\$3,159.56
J.	C3B2X1B1X0	Maxi H3	51.1"H x 42"W x 19.2"D	Whiteboard	Peg		(18) 6" Totes	Y		\$3,129.23
K.	C3B2X1B1F0	Maxi H3	53.6"H x 42"W x 19.2"D	Whiteboard	Peg		(18) 6" Totes	Y	Handles	\$3,202.00
L.	C3B2X1B1D0-XXXX-XX	Maxi H3	57.1"H x 48"W x 24"D	Whiteboard	Peg		(18) 6" Totes	Y	Laminate	\$3,523.38

Compass Cabinets: Maxi H3 + Whiteboard Back Panel



Key	Part No.	Size	Dimensions	Back Panel	Side Panel	Doors	Interior Filling	Casters	Top	Base MSRP
A.	C3B2X1A1X4	Maxi H3	51.1"H x 42"W x 19.2"D	Whiteboard	Peg		(24) 3" Totes + LH Wardrobe	Y		\$2,929.13
B.	C3B2X1A1F4	Maxi H3	53.6"H x 42"W x 19.2"D	Whiteboard	Peg		(24) 3" Totes + LH Wardrobe	Y	Handles	\$3,001.90
C.	C3B2X1A1D4-XXXX-XX	Maxi H3	57.1"H x 48"W x 24"D	Whiteboard	Peg		(24) 3" Totes + LH Wardrobe	Y	Laminate	\$3,323.27
D.	C3B2X1A1X3	Maxi H3	51.1"H x 42"W x 19.2"D	Whiteboard	Peg		(24) 3" Totes + RH Wardrobe	Y		\$2,929.13
E.	C3B2X1A1F3	Maxi H3	53.6"H x 42"W x 19.2"D	Whiteboard	Peg		(24) 3" Totes + RH Wardrobe	Y	Handles	\$3,001.90
F.	C3B2X1A1D3-XXXX-XX	Maxi H3	57.1"H x 48"W x 24"D	Whiteboard	Peg		(24) 3" Totes + RH Wardrobe	Y	Laminate	\$3,323.27
G.	C3B2X1A1X0	Maxi H3	51.1"H x 42"W x 19.2"D	Whiteboard	Peg		(36) 3" Totes	Y		\$3,292.96
H.	C3B2X1A1F0	Maxi H3	53.6"H x 42"W x 19.2"D	Whiteboard	Peg		(36) 3" Totes	Y	Handles	\$3,365.72
I.	C3B2X1A1D0-XXXX-XX	Maxi H3	57.1"H x 48"W x 24"D	Whiteboard	Peg		(36) 3" Totes	Y	Laminate	\$3,687.10
J.	C3B2X1F1X4	Maxi H3	51.1"H x 42"W x 19.2"D	Whiteboard	Peg		(6) 3" Totes + (6) 6" Totes + (2) 12" Totes + LH Wardrobe	Y		\$2,783.60
K.	C3B2X1F1F4	Maxi H3	53.6"H x 42"W x 19.2"D	Whiteboard	Peg		(6) 3" Totes + (6) 6" Totes + (2) 12" Totes + LH Wardrobe	Y	Handles	\$2,856.37
L.	C3B2X1F1D4-XXXX-XX	Maxi H3	57.1"H x 48"W x 24"D	Whiteboard	Peg		(6) 3" Totes + (6) 6" Totes + (2) 12" Totes + LH Wardrobe	Y	Laminate	\$3,177.74

Compass Cabinets: Maxi H3 + Whiteboard Back Panel



Key	Part No.	Size	Dimensions	Back Panel	Side Panel	Doors	Interior Filling	Casters	Top	Base MSRP
A.	C3B2X1F1X3	Maxi H3	51.1"H x 42"W x 19.2"D	Whiteboard	Peg		(6) 3" Totes + (6) 6" Totes + (2) 12" Totes + RH Wardrobe	Y		\$2,783.60
B.	C3B2X1F1F3	Maxi H3	53.6"H x 42"W x 19.2"D	Whiteboard	Peg		(6) 3" Totes + (6) 6" Totes + (2) 12" Totes + RH Wardrobe	Y	Handles	\$2,856.37
C.	C3B2X1F1D3-XXXX-XX	Maxi H3	57.1"H x 48"W x 24"D	Whiteboard	Peg		(6) 3" Totes + (6) 6" Totes + (2) 12" Totes + RH Wardrobe	Y	Laminate	\$3,177.74
D.	C3B2X1F1X0	Maxi H3	51.1"H x 42"W x 19.2"D	Whiteboard	Peg		(9) 3" Totes + (9) 6" Totes + (3) 12" Totes	Y		\$3,147.43
E.	C3B2X1F1F0	Maxi H3	57.1"H x 42"W x 19.2"D	Whiteboard	Peg		(9) 3" Totes + (9) 6" Totes + (3) 12" Totes	Y	Handles	\$3,220.19
F.	C3B2X1F1D0-XXXX-XX	Maxi H3	57.1"H x 48"W x 24"D	Whiteboard	Peg		(9) 3" Totes + (9) 6" Totes + (3) 12" Totes	Y	Laminate	\$3,541.57
G.	C3B2X1E1X0	Maxi H3	51.1"H x 42"W x 19.2"D	Whiteboard	Peg		Cubbies	Y		\$2,799.66
H.	C3B2X1E1F0	Maxi H3	53.6"H x 42"W x 19.2"D	Whiteboard	Peg		Cubbies	Y	Handles	\$2,872.42
I.	C3B2X1E1D0-XXXX-XX	Maxi H3	57.1"H x 42"W x 19.2"D	Whiteboard	Peg		Cubbies	Y	Laminate	\$3,193.81
J.	C3B2X1D1X0	Maxi H3	51.1"H x 42"W x 19.2"D	Whiteboard	Peg		Shelves	Y		\$2,130.66
K.	C3B2X1D1F0	Maxi H3	53.6"H x 42"W x 19.2"D	Whiteboard	Peg		Shelves	Y	Handles	\$2,203.43
L.	C3B2X1D1D0-XXXX-XX	Maxi H3	57.1"H x 48"W x 24"D	Whiteboard	Peg		Shelves	Y	Laminate	\$2,524.80

Compass Cabinets: Maxi H3 + Whiteboard Back Panel




Key	Part No.	Size	Dimensions	Back Panel	Side Panel	Doors	Interior Filling	Casters	Top	Base MSRP
A.	C3B1X2A1X2	Maxi H3	51.1"H x 42"W x 19.2"D	Whiteboard	Standard	Y	(12) 3" Totes + Left Hand Shelves	Y		\$3,303.22
B.	C3B1X2A1F2	Maxi H3	53.6"H x 42"W x 19.2"D	Whiteboard	Standard	Y	(12) 3" Totes + Left Hand Shelves	Y	Handles	\$3,375.98
C.	C3B1X2A1D2-XXXX-XX	Maxi H3	57.1"H x 48"W x 24"D	Whiteboard	Standard	Y	(12) 3" Totes + Left Hand Shelves	Y	Laminate	\$3,697.35
D.	C3B1X2B1X4	Maxi H3	51.1"H x 42"W x 19.2"D	Whiteboard	Standard	Y	(12) 6" Totes + LH Wardrobe	Y		\$2,636.20
E.	C3B1X2B1F4	Maxi H3	53.6"H x 42"W x 19.2"D	Whiteboard	Standard	Y	(12) 6" Totes + LH Wardrobe	Y	Handles	\$2,708.97
F.	C3B1X2B1D4-XXXX-XX	Maxi H3	57.1"H x 48"W x 24"D	Whiteboard	Standard	Y	(12) 6" Totes + LH Wardrobe	Y	Laminate	\$3,030.34
G.	C3B1X2B1X3	Maxi H3	51.1"H x 42"W x 19.2"D	Whiteboard	Standard	Y	(12) 6" Totes + RH Wardrobe	Y		\$2,636.20
H.	C3B1X2B1F3	Maxi H3	53.6"H x 42"W x 19.2"D	Whiteboard	Standard	Y	(12) 6" Totes + RH Wardrobe	Y	Handles	\$2,708.97
I.	C3B1X2B1D3-XXXX-XX	Maxi H3	57.1"H x 48"W x 24"D	Whiteboard	Standard	Y	(12) 6" Totes + RH Wardrobe	Y	Laminate	\$3,030.34
J.	C3B1X2B1X0	Maxi H3	51.1"H x 42"W x 19.2"D	Whiteboard	Standard	Y	(18) 6" Totes	Y		\$3,000.03
K.	C3B1X2B1F0	Maxi H3	53.6"H x 42"W x 19.2"D	Whiteboard	Standard	Y	(18) 6" Totes	Y	Handles	\$3,072.79
L.	C3B1X2B1D0-XXXX-XX	Maxi H3	57.1"H x 48"W x 24"D	Whiteboard	Standard	Y	(18) 6" Totes	Y	Laminate	\$3,394.17

Compass Cabinets: Maxi H3 + Whiteboard Back Panel



Key	Part No.	Size	Dimensions	Back Panel	Side Panel	Doors	Interior Filling	Casters	Top	Base MSRP
A.	C3B1X2A1X4	Maxi H3	51.1"H x 42"W x 19.2"D	Whiteboard	Standard	Y	(24) 3" Totes + LH Wardrobe	Y		\$3,121.30
B.	C3B1X2A1F4	Maxi H3	53.6"H x 42"W x 19.2"D	Whiteboard	Standard	Y	(24) 3" Totes + LH Wardrobe	Y	Handles	\$3,194.07
C.	C3B1X2A1D4-XXXX-XX	Maxi H3	57.1"H x 48"W x 24"D	Whiteboard	Standard	Y	(24) 3" Totes + LH Wardrobe	Y	Laminate	\$3,515.44
D.	C3B1X2A1X3	Maxi H3	51.1"H x 42"W x 19.2"D	Whiteboard	Standard	Y	(24) 3" Totes + RH Wardrobe	Y		\$3,121.30
E.	C3B1X2A1F3	Maxi H3	53.6"H x 42"W x 19.2"D	Whiteboard	Standard	Y	(24) 3" Totes + RH Wardrobe	Y	Handles	\$3,194.07
F.	C3B1X2A1D3-XXXX-XX	Maxi H3	57.1"H x 48"W x 24"D	Whiteboard	Standard	Y	(24) 3" Totes + RH Wardrobe	Y	Laminate	\$3,515.44
G.	C3B1X2A1X0	Maxi H3	51.1"H x 42"W x 19.2"D	Whiteboard	Standard	Y	(36) 3" Totes	Y		\$3,485.13
H.	C3B1X2A1F0	Maxi H3	53.6"H x 42"W x 19.2"D	Whiteboard	Standard	Y	(36) 3" Totes	Y	Handles	\$3,557.89
I.	C3B1X2A1D0-XXXX-XX	Maxi H3	57.1"H x 48"W x 24"D	Whiteboard	Standard	Y	(36) 3" Totes	Y	Laminate	\$3,879.27
J.	C3B1X2F1X4	Maxi H3	51.1"H x 42"W x 19.2"D	Whiteboard	Standard	Y	(6) 3" Totes + (6) 6" Totes + (2) 12" Totes + LH Wardrobe	Y		\$2,951.52
K.	C3B1X2F1F4	Maxi H3	53.6"H x 42"W x 19.2"D	Whiteboard	Standard	Y	(6) 3" Totes + (6) 6" Totes + (2) 12" Totes + LH Wardrobe	Y	Handles	\$3,024.28
L.	C3B1X2F1D4-XXXX-XX	Maxi H3	57.1"H x 48"W x 24"D	Whiteboard	Standard	Y	(6) 3" Totes + (6) 6" Totes + (2) 12" Totes + LH Wardrobe	Y	Laminate	\$3,345.66

Compass Cabinets: Maxi H3 + Whiteboard Back Panel



Key	Part No.	Size	Dimensions	Back Panel	Side Panel	Doors	Interior Filling	Casters	Top	Base MSRP
A.	C3B1X2F1X3	Maxi H3	51.1"H x 42"W x 19.2"D	Whiteboard	Standard	Y	(6) 3" Totes + (6) 6" Totes + (2) 12" Totes + RH Wardrobe	Y		\$2,951.52
B.	C3B1X2F1F3	Maxi H3	53.6"H x 42"W x 19.2"D	Whiteboard	Standard	Y	(6) 3" Totes + (6) 6" Totes + (2) 12" Totes + RH Wardrobe	Y	Handles	\$3,024.28
C.	C3B1X2F1D3-XXXX-XX	Maxi H3	57.1"H x 48"W x 24"D	Whiteboard	Standard	Y	(6) 3" Totes + (6) 6" Totes + (2) 12" Totes + RH Wardrobe	Y	Laminate	\$3,345.66
D.	C3B1X2F1X0	Maxi H3	51.1"H x 42"W x 19.2"D	Whiteboard	Standard	Y	(9) 3" Totes + (9) 6" Totes + (3) 12" Totes	Y		\$3,315.34
E.	C3B1X2F1F0	Maxi H3	53.6"H x 42"W x 19.2"D	Whiteboard	Standard	Y	(9) 3" Totes + (9) 6" Totes + (3) 12" Totes	Y	Handles	\$3,388.11
F.	C3B1X2F1D0-XXXX-XX	Maxi H3	57.1"H x 48"W x 24"D	Whiteboard	Standard	Y	(9) 3" Totes + (9) 6" Totes + (3) 12" Totes	Y	Laminate	\$3,709.48
G.	C3B1X2E1X0	Maxi H3	51.1"H x 42"W x 19.2"D	Whiteboard	Standard	Y	Cubbies	Y		\$2,952.79
H.	C3B1X2E1F0	Maxi H3	53.6"H x 42"W x 19.2"D	Whiteboard	Standard	Y	Cubbies	Y	Handles	\$3,025.55
I.	C3B1X2E1D0-XXXX-XX	Maxi H3	57.1"H x 48"W x 24"D	Whiteboard	Standard	Y	Cubbies	Y	Laminate	\$3,346.94
J.	C3B1X2D1X0	Maxi H3	51.1"H x 42"W x 19.2"D	Whiteboard	Standard	Y	Shelves	Y		\$2,285.08
K.	C3B1X2D1F0	Maxi H3	53.6"H x 42"W x 19.2"D	Whiteboard	Standard	Y	Shelves	Y	Handles	\$2,357.85
L.	C3B1X2D1D0-XXXX-XX	Maxi H3	57.1"H x 48"W x 24"D	Whiteboard	Standard	Y	Shelves	Y	Laminate	\$2,679.23

Compass Cabinets: Maxi H3 + Whiteboard Back Panel



Key	Part No.	Size	Dimensions	Back Panel	Side Panel	Doors	Interior Filling	Casters	Top	Base MSRP
A.	C3B1X1A1X2	Maxi H3	51.1"H x 42"W x 19.2"D	Whiteboard	Standard		(12) 3" Totes + Left Hand Shelves	Y		\$2,868.50
B.	C3B1X1A1F2	Maxi H3	53.6"H x 42"W x 19.2"D	Whiteboard	Standard		(12) 3" Totes + Left Hand Shelves	Y	Handles	\$2,941.26
C.	C3B1X1A1D2-XXXX-XX	Maxi H3	57.1"H x 48"W x 24"D	Whiteboard	Standard		(12) 3" Totes + Left Hand Shelves	Y	Laminate	\$3,262.63
D.	C3B1X1B1X4	Maxi H3	51.1"H x 42"W x 19.2"D	Whiteboard	Standard		(12) 6" Totes + LH Wardrobe	Y		\$2,522.86
E.	C3B1X1B1F4	Maxi H3	53.6"H x 42"W x 19.2"D	Whiteboard	Standard		(12) 6" Totes + LH Wardrobe	Y	Handles	\$2,595.62
F.	C3B1X1B1D4-XXXX-XX	Maxi H3	57.1"H x 48"W x 24"D	Whiteboard	Standard		(12) 6" Totes + LH Wardrobe	Y	Laminate	\$2,917.01
G.	C3B1X1B1X3	Maxi H3	51.1"H x 42"W x 19.2"D	Whiteboard	Standard		(12) 6" Totes + RH Wardrobe	Y		\$2,522.86
H.	C3B1X1B1F3	Maxi H3	53.6"H x 42"W x 19.2"D	Whiteboard	Standard		(12) 6" Totes + RH Wardrobe	Y	Handles	\$2,595.62
I.	C3B1X1B1D3-XXXX-XX	Maxi H3	57.1"H x 48"W x 24"D	Whiteboard	Standard		(12) 6" Totes + RH Wardrobe	Y	Laminate	\$2,917.01
J.	C3B1X1B1X0	Maxi H3	51.1"H x 42"W x 19.2"D	Whiteboard	Standard		(18) 6" Totes	Y		\$2,886.68
K.	C3B1X1B1F0	Maxi H3	53.6"H x 42"W x 19.2"D	Whiteboard	Standard		(18) 6" Totes	Y	Handles	\$2,959.45
L.	C3B1X1B1D0-XXXX-XX	Maxi H3	57.1"H x 48"W x 24"D	Whiteboard	Standard		(18) 6" Totes	Y	Laminate	\$3,280.83

Compass Cabinets: Maxi H3 + Whiteboard Back Panel



Key	Part No.	Size	Dimensions	Back Panel	Side Panel	Doors	Interior Filling	Casters	Top	Base MSRP
A.	C3B1X1A1X4	Maxi H3	51.1"H x 42"W x 19.2"D	Whiteboard	Standard		(24) 3" Totes + LH Wardrobe	Y		\$2,686.58
B.	C3B1X1A1F4	Maxi H3	53.6"H x 42"W x 19.2"D	Whiteboard	Standard		(24) 3" Totes + LH Wardrobe	Y	Handles	\$2,759.35
C.	C3B1X1A1D4-XXXX-XX	Maxi H3	57.1"H x 48"W x 24"D	Whiteboard	Standard		(24) 3" Totes + LH Wardrobe	Y	Laminate	\$3,080.72
D.	C3B1X1A1X3	Maxi H3	51.1"H x 42"W x 19.2"D	Whiteboard	Standard		(24) 3" Totes + RH Wardrobe	Y		\$2,686.58
E.	C3B1X1A1F3	Maxi H3	53.6"H x 42"W x 19.2"D	Whiteboard	Standard		(24) 3" Totes + RH Wardrobe	Y	Handles	\$2,759.35
F.	C3B1X1A1D3-XXXX-XX	Maxi H3	57.1"H x 48"W x 24"D	Whiteboard	Standard		(24) 3" Totes + RH Wardrobe	Y	Laminate	\$3,080.72
G.	C3B1X1A1X0	Maxi H3	51.1"H x 42"W x 19.2"D	Whiteboard	Standard		(36) 3" Totes	Y		\$3,050.41
H.	C3B1X1A1F0	Maxi H3	53.6"H x 42"W x 19.2"D	Whiteboard	Standard		(36) 3" Totes	Y	Handles	\$3,123.17
I.	C3B1X1A1D0-XXXX-XX	Maxi H3	57.1"H x 48"W x 24"D	Whiteboard	Standard		(36) 3" Totes	Y	Laminate	\$3,444.55
J.	C3B1X1F1X4	Maxi H3	51.1"H x 42"W x 19.2"D	Whiteboard	Standard		(6) 3" Totes + (6) 6" Totes + (2) 12" Totes + LH Wardrobe	Y		\$2,541.05
K.	C3B1X1F1F4	Maxi H3	53.6"H x 42"W x 19.2"D	Whiteboard	Standard		(6) 3" Totes + (6) 6" Totes + (2) 12" Totes + LH Wardrobe	Y	Handles	\$2,613.82
L.	C3B1X1F1D4-XXXX-XX	Maxi H3	57.1"H x 48"W x 24"D	Whiteboard	Standard		(6) 3" Totes + (6) 6" Totes + (2) 12" Totes + LH Wardrobe	Y	Laminate	\$2,935.19

Compass Cabinets: Maxi H3 + Whiteboard Back Panel



Key	Part No.	Size	Dimensions	Back Panel	Side Panel	Doors	Interior Filling	Casters	Top	Base MSRP
A.	C3B1X1F1X3	Maxi H3	51.1"H x 42"W x 19.2"D	Whiteboard	Standard		(6) 3" Totes + (6) 6" Totes + (2) 12" Totes + RH Wardrobe	Y		\$2,541.05
B.	C3B1X1F1F3	Maxi H3	53.6"H x 42"W x 19.2"D	Whiteboard	Standard		(6) 3" Totes + (6) 6" Totes + (2) 12" Totes + RH Wardrobe	Y	Handles	\$2,613.82
C.	C3B1X1F1D3-XXXX-XX	Maxi H3	57.1"H x 48"W x 24"D	Whiteboard	Standard		(6) 3" Totes + (6) 6" Totes + (2) 12" Totes + RH Wardrobe	Y	Laminate	\$2,935.19
D.	C3B1X1F1X0	Maxi H3	51.1"H x 42"W x 19.2"D	Whiteboard	Standard		(9) 3" Totes + (9) 6" Totes + (3) 12" Totes	Y		\$2,904.88
E.	C3B1X1F1F0	Maxi H3	53.6"H x 42"W x 19.2"D	Whiteboard	Standard		(9) 3" Totes + (9) 6" Totes + (3) 12" Totes	Y	Handles	\$2,977.64
F.	C3B1X1F1D0-XXXX-XX	Maxi H3	57.1"H x 48"W x 24"D	Whiteboard	Standard		(9) 3" Totes + (9) 6" Totes + (3) 12" Totes	Y	Laminate	\$3,299.02
G.	C3B1X1E1X0	Maxi H3	51.1"H x 42"W x 19.2"D	Whiteboard	Standard		Cubbies	Y		\$2,557.11
H.	C3B1X1E1F0	Maxi H3	53.6"H x 42"W x 19.2"D	Whiteboard	Standard		Cubbies	Y	Handles	\$2,629.87
I.	C3B1X1E1D0-XXXX-XX	Maxi H3	57.1"H x 48"W x 24"D	Whiteboard	Standard		Cubbies	Y	Laminate	\$2,951.26
J.	C3B1X1D1X0	Maxi H3	51.1"H x 42"W x 19.2"D	Whiteboard	Standard		Shelves	Y		\$1,888.11
K.	C3B1X1D1F0	Maxi H3	53.6"H x 42"W x 19.2"D	Whiteboard	Standard		Shelves	Y	Handles	\$1,960.88
L.	C3B1X1D1D0-XXXX-XX	Maxi H3	57.1"H x 48"W x 24"D	Whiteboard	Standard		Shelves	Y	Laminate	\$2,282.25

Compass Cabinets: Grande



A



B

Key	Part No.	Size	Dimensions	Back Panel	Side Panel	Doors	Interior Filling	Casters	Top	Base MSRP
A.	D3A1X2E1X0	Grande	60.6"H x 42"W x 19.2"D	Standard	Standard	Y	Cubbies	Y		\$2,285.55
B.	D3A1X1E1X0	Grande	60.6"H x 42"W x 19.2"D	Standard	Standard		Cubbies	Y		\$1,796.77



Section VI:
Soft Seating & Graded-In
Products

Soft Seating + Graded-In Product Information

Materials

Seating is assembled with 3/4" commercial grade plywood and hardwood. The seat back is made up of a Martex Syntex woven webbing. Hard top tables are constructed with 48-52 density MDF core and finished with HPL. CAL 117-2013 Compliant. Weight limit 400 lbs.

Warranty Information

Seating Frame – MooreCo warrants the frames used in soft seating products to be free from design defects in materials and workmanship for a period of twelve (12) years beginning on the date of shipment.

Seating Foam – MooreCo warrants the foam used in soft seating products to be free from defects in materials and workmanship, beginning on the date of shipment, extending for five (5) years. This does not include softening and flattening of the foam that occurs as a result of normal use and aging.

Seating Fabric – The MooreCo warranty of fabrics offered as part of the graded program is dictated by the materials manufacturer and passed on accordingly. Customer Own Material (COM) is not warranted.

Table Frame – MooreCo warrants the frames used in soft seating products to be free from design defects in materials and workmanship for a period of twelve (12) years beginning on the date of shipment.

Table Top – MooreCo warrants HPL table tops used in soft seating products to be free from design defects in materials and workmanship for a period of twelve (12) years beginning on the date of shipment.

Table Fabric – The MooreCo warranty of fabrics offered as part of the graded program is dictated by the materials manufacturer and passed on accordingly. Customer Own Material (COM) is not warranted.

Electrical Options – Electrical options are warranted for one (1) year from date of shipment for manufacturer's defects.

Changes & Cancellation

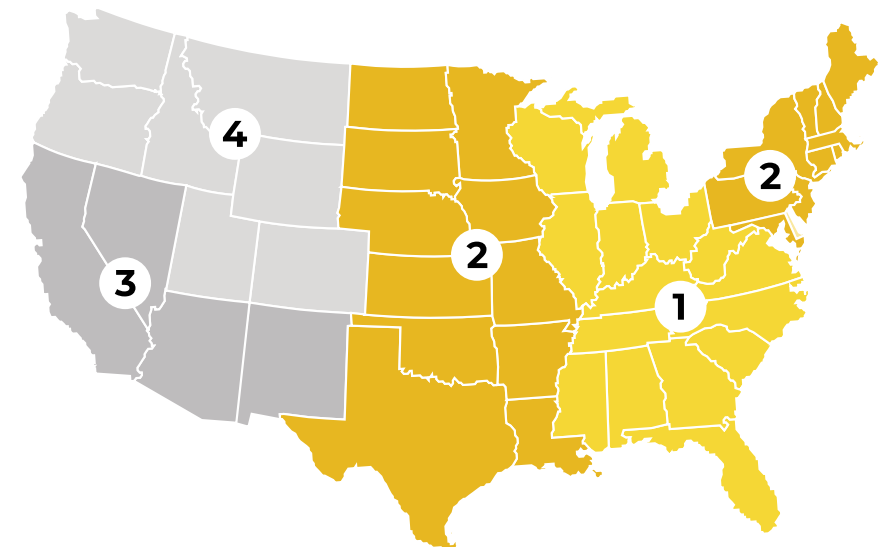
MooreCo's acceptance of an order for custom soft seating is final and binding and an order may not be changed or canceled without MooreCo's written consent. To change or cancel orders, contact MooreCo Customer Care in writing for authorization and applicable charges. **All orders for soft seating must be on a separate PO with no other MooreCo products.**

Freight Program

All soft seating and graded-in products ship FOB Tennessee. All charges illustrated in the matrix include delivery only and do not include extra services such as: inside delivery, lift gate service, white glove services, international shipments, or shipments to Alaska or Hawaii.

2021 Zoned Freight Pricing Matrix

Zone	Orders less than \$1000	Orders \$1001 – \$36,000	Orders greater than \$36,000 (truckload)
1	\$150.00	11%	6%
2	\$190.00	14%	8%
3	\$230.00	21%	14%
4	\$240.00	22%	15%



Soft Seating + Graded-In Product Information

Graded-In Fabrics

We've partnered with multiple fabric and textile manufacturers to offer you more than 5000 graded-in fabric options. Please refer to the MooreCo Graded-In Fabrics Guide for grading information. The guide can be downloaded at www.moorecoinc.com/price-guides.

[VIEW FABRIC GUIDE](#)

Upcharges

Upcharge Option:	Product Line:	Base MSRP:
Two fabrics		5%
Ganging device		\$47.81
Back shelf		\$692.79
Mobility package	Lounge seating with a back	\$86.47
Tablet arm	Lounge seating without arms	\$706.23
Tablet arm	Lounge seating with arms	\$696.63
a. Pop-Up Grommet Electrical	Table tops only	\$113.40
b. Face-Up Electrical		\$563.70
c. Under Seat Electrical	Under modular seats with legs	\$563.70
d. Pop-Up Flat Face Electrical		\$552.51
e. MoorePower™ Tower		\$723.25
f. Tablet Side Table		\$368.49

Ordering Details

Visit www.moorecoinc.com/price-quote-a-product or contact your sales representative at 800.749.2258 to request more information. Pricing and fabric availability are subject to change.

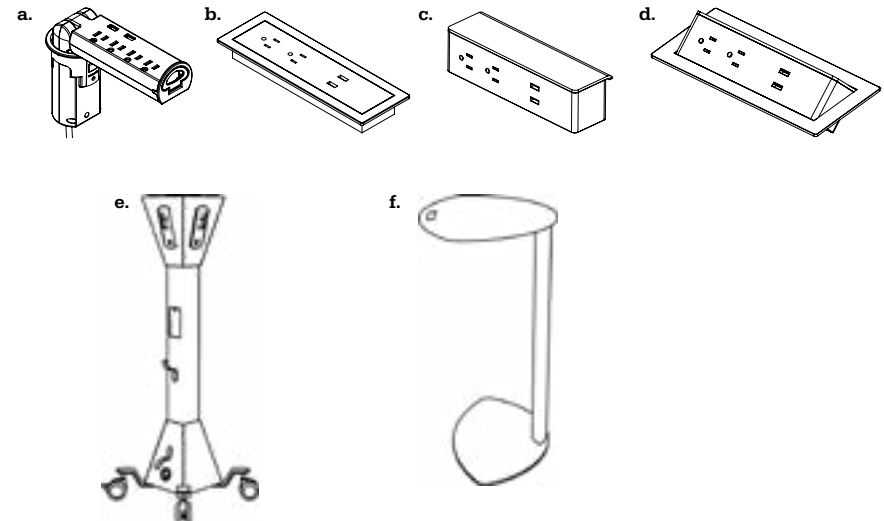
Table Top / Shelf Finish Options

View all our extensive laminate and edgeband collection at moorecoinc.com/materials. We offer a variety of options to fit any environment or style. Contact your sales representative for lead times and availability.

[VIEW TABLE OPTIONS](#)

Electrical Options & Accessories

Face-Up Electrical and Pop-Up Flat Face Electrical available on all pieces. Under Seat Electrical available on all pieces with four legs. Pop-Up Grommet Electrical available on table tops only.



Single Bench

1000B



Dimensions	18.5"H x 22.5"W x 29.5"D
Weight	37 lbs
Hardware	Brushed metal legs

Grade	MSRP
COM	\$956.41
1	\$1,058.93
2	\$1,122.06
3	\$1,161.03
4	\$1,290.15
5	\$1,365.22
6	\$1,485.73
7	\$1,569.63
8	\$1,641.61
9	\$1,683.74

Single Bench – Table Top

1000T



Dimensions	16"H x 22.5"W x 29.5"D
Weight	38 lbs
Hardware	Brushed metal legs

Grade	MSRP
COM	\$1,036.79
1	\$1,105.12
2	\$1,147.20
3	\$1,173.18
4	\$1,259.28
5	\$1,309.32
6	\$1,389.65
7	\$1,445.61
8	\$1,493.57
9	\$1,521.67

Chair – Armless

1000C



Dimensions	34.5"H x 22.5"W x 29.5"D
Weight	57 lbs
Hardware	Brushed metal legs

Grade	MSRP
COM	\$1,187.79
1	\$1,375.73
2	\$1,491.44
3	\$1,562.88
4	\$1,799.66
5	\$1,937.24
6	\$2,158.18
7	\$2,312.02
8	\$2,443.95
9	\$2,521.21

Chair – Right Arm

1000CRH



Dimensions	34.5"H x 26.5"W x 29.5"D
Weight	67 lbs
Hardware	Brushed metal legs

Grade	MSRP
COM	\$1,405.76
1	\$1,661.97
2	\$1,819.76
3	\$1,917.19
4	\$2,240.06
5	\$2,427.68
6	\$2,728.95
7	\$2,938.80
8	\$3,118.64
9	\$3,224.07

Chair – Left Arm

1000CLH



Dimensions	34.5"H x 26.5"W x 29.5"D
Weight	67 lbs
Hardware	Brushed metal legs

Grade	MSRP
COM	\$1,405.76
1	\$1,661.97
2	\$1,819.76
3	\$1,917.19
4	\$2,240.06
5	\$2,427.68
6	\$2,728.95
7	\$2,938.80
8	\$3,118.64
9	\$3,224.07

Chair – Both Arms

1000CLR



Dimensions	34.5"H x 30.5"W x 29.5"D
Weight	85 lbs
Hardware	Brushed metal legs

Grade	MSRP
COM	\$1,615.92
1	\$1,940.52
2	\$2,140.40
3	\$2,263.81
4	\$2,672.77
5	\$2,910.44
6	\$3,292.03
7	\$3,557.80
8	\$3,785.64
9	\$3,919.12

Chair – Armless + Mobility Package

1000CM



Dimensions	34.5"H x 22.5"W x 29.5"D
Weight	60 lbs
Hardware	Brushed metal legs

Grade	MSRP
COM	\$1,279.81
1	\$1,467.70
2	\$1,583.46
3	\$1,654.90
4	\$1,891.67
5	\$2,029.27
6	\$2,250.14
7	\$2,404.04
8	\$2,535.92
9	\$2,613.24

Chair – Both Arms + Mobility Package

1000CLRM



Dimensions	34.5"H x 30.5"W x 29.5"D
Weight	88 lbs
Hardware	Brushed metal legs

Grade	MSRP
COM	\$1,738.70
1	\$2,063.25
2	\$2,263.18
3	\$2,386.59
4	\$2,795.51
5	\$3,033.22
6	\$3,414.76
7	\$3,680.58
8	\$3,908.37
9	\$4,041.90

Double Bench

2000B



Dimensions	18.5"H x 45"W x 29.5"D
Weight	74 lbs
Hardware	Brushed metal legs

Grade	MSRP
COM	\$1,344.00
1	\$1,568.92
2	\$1,647.05
3	\$1,801.55
4	\$1,998.74
5	\$2,146.01
6	\$2,382.25
7	\$2,547.08
8	\$2,688.21
9	\$2,770.94

Double Bench – Table Top

2000T



Dimensions	16"H x 45"W x 29.5"D
Weight	76 lbs
Hardware	Brushed metal legs

Grade	MSRP
COM	\$1,599.36
1	\$1,749.30
2	\$1,801.40
3	\$1,904.38
4	\$2,035.86
5	\$2,134.02
6	\$2,291.50
7	\$2,401.40
8	\$2,495.48
9	\$2,550.65

Loveseat – Armless

2000C



Grade	MSRP
COM	\$1,701.98
1	\$1,975.28
2	\$2,143.63
3	\$2,247.54
4	\$2,591.92
5	\$2,792.08
6	\$3,113.40
7	\$3,337.24
8	\$3,529.06
9	\$3,641.51

Dimensions	34.5"H x 45"W x 29.5"D
Weight	96 lbs
Hardware	Brushed metal legs

Loveseat – Right Arm

2000CRH



Grade	MSRP
COM	\$1,922.28
1	\$2,263.92
2	\$2,474.34
3	\$2,604.25
4	\$3,034.72
5	\$3,284.91
6	\$3,686.55
7	\$3,966.35
8	\$4,206.14
9	\$4,346.69

Dimensions	34.5"H x 49"W x 29.5"D
Weight	106 lbs
Hardware	Brushed metal legs

Loveseat – Left Arm

2000CLH



Grade	MSRP
COM	\$1,922.28
1	\$2,263.92
2	\$2,474.34
3	\$2,604.25
4	\$3,034.72
5	\$3,284.91
6	\$3,686.55
7	\$3,966.35
8	\$4,206.14
9	\$4,346.69

Dimensions	34.5"H x 49"W x 29.5"D
Weight	106 lbs
Hardware	Brushed metal legs

Loveseat – Both Arms

2000CLR



Grade	MSRP
COM	\$2,146.53
1	\$2,556.49
2	\$2,809.02
3	\$2,964.89
4	\$3,481.47
5	\$3,781.69
6	\$4,263.66
7	\$4,599.42
8	\$4,887.18
9	\$5,055.83

Dimensions	34.5"H x 53"W x 29.5"D
Weight	116 lbs
Hardware	Brushed metal legs

Mid Back Loveseat – Armless

2000BM



Dimensions	37.4"H x 47.1"W x 29.5"D
Weight	110 lbs
Hardware	Brushed metal legs

Grade	MSRP
COM	\$1,966.92
1	\$2,341.82
2	\$2,472.01
3	\$2,729.49
4	\$3,058.17
5	\$3,303.61
6	\$3,697.36
7	\$3,972.06
8	\$4,207.30
9	\$4,345.17

Mid Back Loveseat – Armless + Back Shelf (29")

2000BMS-29



Dimensions	37.4"H x 47.1"W x 41.8"D
Weight	120 lbs
Hardware	Brushed metal legs

Grade	MSRP
COM	\$2,659.71
1	\$3,034.61
2	\$3,164.80
3	\$3,422.28
4	\$3,750.96
5	\$3,996.40
6	\$4,390.16
7	\$4,664.85
8	\$4,900.09
9	\$5,037.96

Mid Back Loveseat – Armless + Back Shelf (36")

2000BMS-36



Dimensions	37.4"H x 47.1"W x 41.8"D
Weight	120 lbs
Hardware	Brushed metal legs

Grade	MSRP
COM	\$2,659.71
1	\$3,034.61
2	\$3,164.80
3	\$3,422.28
4	\$3,750.96
5	\$3,996.40
6	\$4,390.16
7	\$4,664.85
8	\$4,900.09
9	\$5,037.96

Mid Back Loveseat – Both Arms

2000MB



Dimensions	37.4"H x 56.3"W x 29.5"D
Weight	140 lbs
Hardware	Brushed metal legs

Grade	MSRP
COM	\$3,107.65
1	\$3,782.43
2	\$4,016.84
3	\$4,480.26
4	\$5,071.90
5	\$5,513.66
6	\$6,222.38
7	\$6,716.88
8	\$7,140.31
9	\$7,388.49

Mid Back Loveseat – Both Arms + Back Shelf (29")

2000MBS-29



Dimensions	37.4"H x 56.3"W x 41.8"D
Weight	150 lbs
Hardware	Brushed metal legs

Grade	MSRP
COM	\$3,800.45
1	\$4,475.22
2	\$4,709.63
3	\$5,173.05
4	\$5,764.69
5	\$6,206.45
6	\$6,915.17
7	\$7,409.67
8	\$7,833.10
9	\$8,081.28

Mid Back Loveseat – Both Arms + Back Shelf (36")

2000MBS-36



Dimensions	37.4"H x 56.3"W x 41.8"D
Weight	150 lbs
Hardware	Brushed metal legs

Grade	MSRP
COM	\$3,800.45
1	\$4,475.22
2	\$4,709.63
3	\$5,173.05
4	\$5,764.69
5	\$6,206.45
6	\$6,915.17
7	\$7,409.67
8	\$7,833.10
9	\$8,081.28

High Back Loveseat – Armless

2000BH



Dimensions	49.4"H x 47.1"W x 29.5"D
Weight	130 lbs
Hardware	Brushed metal legs

Grade	MSRP
COM	\$2,115.39
1	\$2,565.20
2	\$2,721.47
3	\$3,030.46
4	\$3,424.85
5	\$3,719.38
6	\$4,191.87
7	\$4,521.54
8	\$4,803.80
9	\$4,969.23

High Back Loveseat – Armless + Back Shelf (29")

2000BHS-29



Dimensions	49.4"H x 47.1"W x 41.8"D
Weight	140 lbs
Hardware	Brushed metal legs

Grade	MSRP
COM	\$2,808.18
1	\$3,257.99
2	\$3,414.26
3	\$3,723.25
4	\$4,117.64
5	\$4,412.17
6	\$4,884.66
7	\$5,214.33
8	\$5,496.59
9	\$5,662.02

High Back Loveseat – Armless + Back Shelf (36")

2000BHS-36



Dimensions	49.4"H x 47.1"W x 41.8"D
Weight	140 lbs
Hardware	Brushed metal legs

Grade	MSRP
COM	\$2,808.18
1	\$3,257.99
2	\$3,414.26
3	\$3,723.25
4	\$4,117.64
5	\$4,412.17
6	\$4,884.66
7	\$5,214.33
8	\$5,496.59
9	\$5,662.02

High Back Loveseat – Armless + Back Shelf (42")

2000BHS-42



Dimensions	49.4"H x 47.1"W x 41.8"D
Weight	140 lbs
Hardware	Brushed metal legs

Grade	MSRP
COM	\$2,808.18
1	\$3,257.99
2	\$3,414.26
3	\$3,723.25
4	\$4,117.64
5	\$4,412.17
6	\$4,884.66
7	\$5,214.33
8	\$5,496.59
9	\$5,662.02

High Back Loveseat – Both Arms

2000HB



Dimensions	49.4"H x 56.3"W x 29.5"D
Weight	170 lbs
Hardware	Brushed metal legs

Grade	MSRP
COM	\$3,355.08
1	\$4,179.78
2	\$4,466.31
3	\$5,032.71
4	\$5,755.83
5	\$6,295.76
6	\$7,161.99
7	\$7,766.35
8	\$8,283.87
9	\$8,587.21

High Back Loveseat – Both Arms + Back Shelf (29")

2000HBS-29



Dimensions	49.4"H x 56.3"W x 41.8"D
Weight	180 lbs
Hardware	Brushed metal legs

Grade	MSRP
COM	\$4,047.87
1	\$4,872.57
2	\$5,159.10
3	\$5,725.50
4	\$6,448.62
5	\$6,988.55
6	\$7,854.78
7	\$8,459.14
8	\$8,976.66
9	\$9,280.00

High Back Loveseat – Both Arms + Back Shelf (36")

2000HBS-36



Dimensions	49.4"H x 56.3"W x 41.8"D
Weight	180 lbs
Hardware	Brushed metal legs

Grade	MSRP
COM	\$4,047.87
1	\$4,872.57
2	\$5,159.10
3	\$5,725.50
4	\$6,448.62
5	\$6,988.55
6	\$7,854.78
7	\$8,459.14
8	\$8,976.66
9	\$9,280.00

High Back Loveseat – Both Arms + Back Shelf (42")

2000HBS-42



Dimensions	49.4"H x 56.3"W x 41.8"D
Weight	180 lbs
Hardware	Brushed metal legs

Grade	MSRP
COM	\$4,047.87
1	\$4,872.57
2	\$5,159.10
3	\$5,725.50
4	\$6,448.62
5	\$6,988.55
6	\$7,854.78
7	\$8,459.14
8	\$8,976.66
9	\$9,280.00

Triple Bench

2500B



Dimensions	18.5"H x 68.5"W x 29.5"D
Weight	84 lbs
Hardware	Brushed metal legs

Grade	MSRP
COM	\$2,197.03
1	\$2,506.41
2	\$2,613.85
3	\$2,826.33
4	\$3,097.57
5	\$3,300.12
6	\$3,625.06
7	\$3,851.75
8	\$4,045.89
9	\$4,159.66

Sofa – Armless

2500C



Dimensions	34.5"H x 68.5"W x 29.5"D
Weight	123 lbs
Hardware	Brushed metal legs

Grade	MSRP
COM	\$2,797.34
1	\$3,292.31
2	\$3,464.29
3	\$3,804.21
4	\$4,238.22
5	\$4,562.27
6	\$5,082.18
7	\$5,444.88
8	\$5,755.50
9	\$5,937.55

Sofa – Right Arm

2500CRH



Dimensions	34.5"H x 72.5"W x 29.5"D
Weight	138 lbs
Hardware	Brushed metal legs

Grade	MSRP
COM	\$3,147.82
1	\$3,737.42
2	\$3,942.25
3	\$4,347.18
4	\$4,864.16
5	\$5,250.15
6	\$5,869.42
7	\$6,301.50
8	\$6,671.51
9	\$6,888.35

Sofa – Left Arm

2500CLH



Dimensions	34.5"H x 72.5"W x 29.5"D
Weight	138 lbs
Hardware	Brushed metal legs

Grade	MSRP
COM	\$3,147.82
1	\$3,737.42
2	\$3,942.25
3	\$4,347.18
4	\$4,864.16
5	\$5,250.15
6	\$5,869.42
7	\$6,301.50
8	\$6,671.51
9	\$6,888.35

Sofa – Both Arms

2500CLR



Dimensions	34.5"H x 76.5"W x 29.5"D
Weight	138 lbs
Hardware	Brushed metal legs

Grade	MSRP
COM	\$3,407.83
1	\$4,144.46
2	\$4,400.37
3	\$4,906.30
4	\$5,552.18
5	\$6,034.46
6	\$6,808.19
7	\$7,348.00
8	\$7,810.24
9	\$8,081.19

Square Corner Bench – Table Top

5000SBT



Dimensions	16"H x 49"W x 36"D
Weight	85 lbs
Hardware	Brushed metal legs

Grade	MSRP
COM	\$1,562.15
1	\$1,647.57
2	\$1,700.15
3	\$1,732.63
4	\$1,840.23
5	\$1,902.79
6	\$2,003.23
7	\$2,073.17
8	\$2,133.13
9	\$2,168.25

Square Corner Bench

5000SB

Grade	MSRP
COM	\$1,479.82
1	\$1,721.92
2	\$1,843.33
3	\$2,003.27
4	\$2,206.82
5	\$2,352.23
6	\$2,497.63
7	\$2,643.04
8	\$2,788.43
9	\$3,006.53

Dimensions	16"H x 49"W x 36"D
Weight	85 lbs
Hardware	Brushed metal legs

Round Corner Bench – Table Top

6000RBT



Dimensions	16"H x 49"W x 34"D
Weight	74 lbs
Hardware	Brushed metal legs

Grade	MSRP
COM	\$1,532.53
1	\$1,617.96
2	\$1,670.54
3	\$1,703.01
4	\$1,810.62
5	\$1,873.18
6	\$1,973.62
7	\$2,043.56
8	\$2,103.51
9	\$2,138.63

Round Corner Bench

6000RB

Grade	MSRP
COM	\$1,420.39
1	\$1,662.50
2	\$1,783.90
3	\$1,943.83
4	\$2,147.40
5	\$2,292.81
6	\$2,438.21
7	\$2,583.60
8	\$2,729.00
9	\$2,947.11

Dimensions	16"H x 49"W x 34"D
Weight	74 lbs
Hardware	Brushed metal legs

22.5° Wedge Bench

3000B



Dimensions	18.5"H x 33"W x 29.5"D
Weight	44 lbs
Hardware	Brushed metal legs

Grade	MSRP
COM	\$1,141.23
1	\$1,277.88
2	\$1,362.05
3	\$1,414.02
4	\$1,586.21
5	\$1,686.28
6	\$1,846.93
7	\$1,958.86
8	\$2,054.78
9	\$2,111.00

22.5° Wedge Bench – Table Top

3000T



Dimensions	16"H x 33"W x 29.5"D
Weight	50 lbs
Hardware	Brushed metal legs

Grade	MSRP
COM	\$1,295.18
1	\$1,363.52
2	\$1,405.60
3	\$1,431.57
4	\$1,517.67
5	\$1,567.71
6	\$1,648.03
7	\$1,704.00
8	\$1,751.96
9	\$1,780.06

22.5° Inside Wedge Chair – Armless

3000CIB



Dimensions	34.5"H x 33"W x 29.5"D
Weight	61 lbs
Hardware	Brushed metal legs

Grade	MSRP
COM	\$1,527.44
1	\$1,732.42
2	\$1,858.68
3	\$1,936.63
4	\$2,194.91
5	\$2,345.02
6	\$2,586.01
7	\$2,753.89
8	\$2,897.75
9	\$2,982.10

22.5° Inside Wedge Chair – Right Arm

3000CIBRH



Dimensions	34.5"H x 37"W x 29.5"D
Weight	71 lbs
Hardware	Brushed metal legs

Grade	MSRP
COM	\$1,773.32
1	\$2,046.62
2	\$2,214.97
3	\$2,318.88
4	\$2,663.27
5	\$2,863.42
6	\$3,184.73
7	\$3,408.57
8	\$3,600.40
9	\$3,712.84

22.5° Inside Wedge Chair – Left Arm

3000CIBLH



Dimensions	34.5"H x 37"W x 29.5"D
Weight	71 lbs
Hardware	Brushed metal legs

Grade	MSRP
COM	\$1,773.32
1	\$2,046.62
2	\$2,214.97
3	\$2,318.88
4	\$2,663.27
5	\$2,863.42
6	\$3,184.73
7	\$3,408.57
8	\$3,600.40
9	\$3,712.84

22.5° Inside Wedge Chair – Both Arms

3000CIBLR



Dimensions	34.5"H x 41"W x 29.5"D
Weight	81 lbs
Hardware	Brushed metal legs

Grade	MSRP
COM	\$1,979.25
1	\$2,354.14
2	\$2,484.34
3	\$2,741.81
4	\$3,070.49
5	\$3,315.94
6	\$3,709.68
7	\$3,984.38
8	\$4,219.62
9	\$4,357.50

22.5° Outside Wedge Chair – Armless

3000COB



Dimensions	34.5"H x 33"W x 29.5"D
Weight	65 lbs
Hardware	Brushed metal legs

Grade	MSRP
COM	\$1,450.96
1	\$1,638.85
2	\$1,754.57
3	\$1,826.00
4	\$2,062.78
5	\$2,200.36
6	\$2,421.30
7	\$2,575.20
8	\$2,707.07
9	\$2,784.39

22.5° Outside Wedge Chair – Right Arm

3000COBRH



Dimensions	34.5"H x 37"W x 29.5"D
Weight	75 lbs
Hardware	Brushed metal legs

Grade	MSRP
COM	\$1,678.28
1	\$1,934.48
2	\$2,092.30
3	\$2,189.72
4	\$2,512.59
5	\$2,700.20
6	\$3,001.47
7	\$3,211.33
8	\$3,391.16
9	\$3,496.59

22.5° Outside Wedge Chair – Left Arm

3000COBLH



Dimensions	34.5"H x 37"W x 29.5"D
Weight	75 lbs
Hardware	Brushed metal legs

Grade	MSRP
COM	\$1,678.28
1	\$1,934.48
2	\$2,092.30
3	\$2,189.72
4	\$2,512.59
5	\$2,700.20
6	\$3,001.47
7	\$3,211.33
8	\$3,391.16
9	\$3,496.59

22.5° Outside Wedge Chair – Both Arms

3000COBLR



Dimensions	34.5"H x 41"W x 29.5"D
Weight	85 lbs
Hardware	Brushed metal legs

Grade	MSRP
COM	\$1,867.76
1	\$2,205.14
2	\$2,322.39
3	\$2,554.07
4	\$2,849.88
5	\$3,070.78
6	\$3,425.14
7	\$3,672.37
8	\$3,884.07
9	\$4,008.17

45° Wedge Bench

4000B



Dimensions	18.5"H x 45"W x 29.5"D
Weight	54 lbs
Hardware	Brushed metal legs

Grade	MSRP
COM	\$1,520.06
1	\$1,673.82
2	\$1,768.48
3	\$1,826.94
4	\$2,020.69
5	\$2,133.24
6	\$2,313.99
7	\$2,439.89
8	\$2,547.82
9	\$2,611.05

45° Wedge Bench – Table Top

4000T



Dimensions	16"H x 45"W x 29.5"D
Weight	65 lbs
Hardware	Brushed metal legs

Grade	MSRP
COM	\$1,637.34
1	\$1,739.85
2	\$1,802.98
3	\$1,841.95
4	\$1,971.07
5	\$2,046.15
6	\$2,166.64
7	\$2,250.56
8	\$2,322.52
9	\$2,364.66

45° Inside Wedge Chair – Armless

4000CIB



Dimensions	34.5"H x 45"W x 29.5"D
Weight	72 lbs
Hardware	Brushed metal legs

Grade	MSRP
COM	\$1,785.21
1	\$2,024.39
2	\$2,171.68
3	\$2,262.61
4	\$2,563.92
5	\$2,739.07
6	\$3,020.24
7	\$3,216.06
8	\$3,383.94
9	\$3,482.30

45° Inside Wedge Chair – Right Arm

4000CIBRH



Dimensions	34.5"H x 49"W x 29.5"D
Weight	82 lbs
Hardware	Brushed metal legs

Grade	MSRP
COM	\$1,988.26
1	\$2,295.35
2	\$2,484.74
3	\$2,601.65
4	\$2,989.46
5	\$3,214.61
6	\$3,576.09
7	\$3,827.93
8	\$4,043.71
9	\$4,170.24

45° Inside Wedge Chair – Left Arm

4000CIBLH



Dimensions	34.5"H x 49"W x 29.5"D
Weight	82 lbs
Hardware	Brushed metal legs

Grade	MSRP
COM	\$1,988.26
1	\$2,295.35
2	\$2,484.74
3	\$2,601.65
4	\$2,989.46
5	\$3,214.61
6	\$3,576.09
7	\$3,827.93
8	\$4,043.71
9	\$4,170.24

45° Inside Wedge Chair – Both Arms

4000CIBLR



Dimensions	34.5"H x 53"W x 29.5"D
Weight	92 lbs
Hardware	Brushed metal legs

Grade	MSRP
COM	\$2,147.99
1	\$2,560.35
2	\$2,703.61
3	\$2,986.81
4	\$3,348.39
5	\$3,618.34
6	\$4,051.42
7	\$4,353.64
8	\$4,612.38
9	\$4,764.07

45° Outside Wedge Chair – Armless

4000COB



Dimensions	34.5"H x 45"W x 29.5"D
Weight	80 lbs
Hardware	Brushed metal legs

Grade	MSRP
COM	\$1,699.90
1	\$1,921.96
2	\$2,058.77
3	\$2,143.21
4	\$2,423.00
5	\$2,585.64
6	\$2,846.68
7	\$3,028.54
8	\$3,184.41
9	\$3,275.77

45° Outside Wedge Chair – Right Arm

4000COBRH



Dimensions	34.5"H x 49"W x 29.5"D
Weight	90 lbs
Hardware	Brushed metal legs

Grade	MSRP
COM	\$1,916.35
1	\$2,206.75
2	\$2,385.59
3	\$2,496.01
4	\$2,861.96
5	\$3,074.58
6	\$3,416.01
7	\$3,653.82
8	\$3,857.66
9	\$3,977.11

45° Outside Wedge Chair – Left Arm

4000COBLH



Dimensions	34.5"H x 49"W x 29.5"D
Weight	90 lbs
Hardware	Brushed metal legs

Grade	MSRP
COM	\$1,916.35
1	\$2,206.75
2	\$2,385.59
3	\$2,496.01
4	\$2,861.96
5	\$3,074.58
6	\$3,416.01
7	\$3,653.82
8	\$3,857.66
9	\$3,977.11

45° Outside Wedge Chair – Both Arms

4000COBLR



Dimensions	34.5"H x 53"W x 29.5"D
Weight	100 lbs
Hardware	Brushed metal legs

Grade	MSRP
COM	\$2,090.74
1	\$2,484.34
2	\$2,621.11
3	\$2,891.45
4	\$3,236.56
5	\$3,494.24
6	\$3,907.66
7	\$4,196.12
8	\$4,443.10
9	\$4,587.88

Orbit Chair

1000CHBT



Dimensions	42.5"H x 22.5"W x 29.5"D
Weight	91 lbs
Hardware	Brushed metal legs

Grade	MSRP
COM	\$2,988.67
1	\$3,447.22
2	\$3,662.57
3	\$3,955.59
4	\$4,336.51
5	\$4,629.50
6	\$4,922.51
7	\$5,215.51
8	\$5,508.51
9	\$5,918.74

Orbit Chair + Back Shelf (29")

1000CHBTS-29



Dimensions	42.5"H x 22.5"W x 29.5"D
Weight	91 lbs
Hardware	Brushed metal legs

Grade	MSRP
COM	\$3,145.96
1	\$3,628.67
2	\$3,855.35
3	\$4,163.78
4	\$4,564.74
5	\$4,873.17
6	\$5,181.59
7	\$5,490.00
8	\$5,798.43
9	\$6,230.25

Orbit Chair + Back Shelf (42")

1000CHBTS-42



Dimensions	42.5"H x 22.5"W x 29.5"D
Weight	91 lbs
Hardware	Brushed metal legs

Grade	MSRP
COM	\$3,145.96
1	\$3,628.67
2	\$3,855.35
3	\$4,163.78
4	\$4,564.74
5	\$4,873.17
6	\$5,181.59
7	\$5,490.00
8	\$5,798.43
9	\$6,230.25

Orbit Loveseat

2000CHBT



Dimensions	42.5"H x 45"W x 29.5"D
Weight	188 lbs
Hardware	Brushed metal legs

Grade	MSRP
COM	\$3,553.57
1	\$4,100.73
2	\$4,775.01
3	\$5,111.13
4	\$5,636.43
5	\$6,028.83
6	\$6,659.74
7	\$7,097.62
8	\$7,473.80
9	\$7,694.13

Orbit Loveseat + Back Shelf (29")

2000CHBTS-29



Dimensions	42.5"H x 45"W x 41.8"D
Weight	198 lbs
Hardware	Brushed metal legs

Grade	MSRP
COM	\$3,740.61
1	\$4,316.55
2	\$5,026.33
3	\$5,380.13
4	\$5,933.08
5	\$6,346.12
6	\$7,010.25
7	\$7,471.18
8	\$7,867.16
9	\$8,099.08

Orbit Loveseat + Back Shelf (42")

2000CHBTS-42



Dimensions	42.5"H x 45"W x 41.8"D
Weight	198 lbs
Hardware	Brushed metal legs

Grade	MSRP
COM	\$3,740.61
1	\$4,316.55
2	\$5,026.33
3	\$5,380.13
4	\$5,933.08
5	\$6,346.12
6	\$7,010.25
7	\$7,471.18
8	\$7,867.16
9	\$8,099.08

Orbit 45° Wedge

4000CHBT



Dimensions	42.5"H x 52.5"W x 29.5"D
Weight	160 lbs
Hardware	Brushed metal legs

Grade	MSRP
COM	\$3,553.57
1	\$4,038.06
2	\$4,775.01
3	\$5,010.87
4	\$5,451.64
5	\$5,790.70
6	\$6,129.75
7	\$6,468.79
8	\$6,807.85
9	\$7,282.52

Orbit 45° Wedge + Back Shelf (29")

4000CHBTS-29



Dimensions	42.5"H x 52.5"W x 43.5"D
Weight	170 lbs
Hardware	Brushed metal legs

Grade	MSRP
COM	\$3,740.61
1	\$4,250.59
2	\$5,026.33
3	\$5,274.61
4	\$5,738.57
5	\$6,095.46
6	\$6,452.36
7	\$6,809.25
8	\$7,166.15
9	\$7,665.80

Orbit 45° Wedge + Back Shelf (42")

4000CHBTS-42



Dimensions	42.5"H x 52.5"W x 43.5"D
Weight	170 lbs
Hardware	Brushed metal legs

Grade	MSRP
COM	\$3,740.61
1	\$4,250.59
2	\$5,026.33
3	\$5,274.61
4	\$5,738.57
5	\$6,095.46
6	\$6,452.36
7	\$6,809.25
8	\$7,166.15
9	\$7,665.80

Pouf Stool

970



Dimensions	16.5"H x 18"W x 18"D
Weight	30 lbs
Hardware	Nylon glides

Grade	MSRP
COM	\$672.63
1	\$758.10
2	\$800.95
3	\$857.43
4	\$929.29
5	\$980.62
6	\$1,031.95
7	\$1,083.29
8	\$1,134.63
9	\$1,211.62

Pouf Stool – Table Top

970T



Dimensions	16.5"H x 18"W x 18"D
Weight	30 lbs
Hardware	Nylon glides

Grade	MSRP
COM	\$816.40
1	\$880.53
2	\$912.66
3	\$955.00
4	\$1,008.91
5	\$1,047.40
6	\$1,085.91
7	\$1,124.41
8	\$1,162.90
9	\$1,220.65

Round Stool – Low

980L



Dimensions	15"H x 18"W x 18"D
Weight	20 lbs
Hardware	Brushed metal legs

Grade	MSRP
COM	\$564.12
1	\$639.10
2	\$665.13
3	\$716.64
4	\$782.36
5	\$831.44
6	\$910.22
7	\$965.15
8	\$1,012.21
9	\$1,039.76

Round Stool – Medium

980M



Dimensions	20"H x 18"W x 18"D
Weight	23 lbs
Hardware	Brushed metal legs

Grade	MSRP
COM	\$643.30
1	\$755.78
2	\$794.83
3	\$872.07
4	\$970.70
5	\$1,044.33
6	\$1,162.45
7	\$1,244.85
8	\$1,315.40
9	\$1,356.78

Round Stool – High

980H



Dimensions	24"H x 18"W x 18"D
Weight	26 lbs
Hardware	Brushed metal legs

Grade	MSRP
COM	\$717.53
1	\$867.47
2	\$919.58
3	\$1,022.56
4	\$1,154.03
5	\$1,252.22
6	\$1,409.66
7	\$1,519.58
8	\$1,613.66
9	\$1,668.83

Square Stool – Low

990L




Dimensions	15"H x 18"W x 18"D
Weight	20 lbs
Hardware	Brushed metal legs

Grade	MSRP
COM	\$564.12
1	\$639.10
2	\$665.13
3	\$716.64
4	\$782.36
5	\$831.44
6	\$910.22
7	\$965.15
8	\$1,012.21
9	\$1,039.76

Square Stool – Medium

990M



Dimensions	20"H x 18"W x 18"D
Weight	23 lbs
Hardware	Brushed metal legs

Grade	MSRP
COM	\$643.30
1	\$755.78
2	\$794.83
3	\$872.07
4	\$970.70
5	\$1,044.33
6	\$1,162.45
7	\$1,244.85
8	\$1,315.40
9	\$1,356.78

Square Stool – High

990H



Dimensions	24"H x 18"W x 18"D
Weight	26 lbs
Hardware	Brushed metal legs

Grade	MSRP
COM	\$717.53
1	\$867.47
2	\$919.58
3	\$1,022.56
4	\$1,154.03
5	\$1,252.22
6	\$1,409.66
7	\$1,519.58
8	\$1,613.66
9	\$1,668.83

60° Curved Variable Height Ottoman – Low

1500S



Dimensions	12"H x 43"W x 23.2"D
Weight	60 lbs
Hardware	Nylon glides

Grade	MSRP
COM	\$687.20
1	\$837.13
2	\$889.24
3	\$992.21
4	\$1,123.71
5	\$1,221.88
6	\$1,379.35
7	\$1,489.25
8	\$1,583.32
9	\$1,638.49

60° Curved Variable Height Ottoman – Low Table Top

1500ST

Grade	MSRP
COM	\$878.56
1	\$1,009.75
2	\$1,055.37
3	\$1,145.49
4	\$1,260.48
5	\$1,346.39
6	\$1,484.20
7	\$1,580.35
8	\$1,662.69
9	\$1,710.95

Dimensions	12"H x 43"W x 23.2"D
Weight	70 lbs
Hardware	Nylon glides

60° Curved Variable Height Ottoman – Medium

1500M



Dimensions	15"H x 43"W x 23.2"D
Weight	65 lbs
Hardware	Nylon glides

Grade	MSRP
COM	\$697.59
1	\$847.53
2	\$899.64
3	\$1,002.61
4	\$1,134.10
5	\$1,232.28
6	\$1,389.73
7	\$1,499.64
8	\$1,593.70
9	\$1,648.89

60° Curved Variable Height Ottoman – Medium Table Top

1500MT

Grade	MSRP
COM	\$892.02
1	\$1,023.20
2	\$1,068.83
3	\$1,158.94
4	\$1,273.93
5	\$1,359.84
6	\$1,497.66
7	\$1,593.81
8	\$1,676.15
9	\$1,724.40

Dimensions	15"H x 43"W x 23.2"D
Weight	75 lbs
Hardware	Nylon glides

60° Curved Variable Height Ottoman – High

1500H



Dimensions	18"H x 43"W x 23.2"D
Weight	70 lbs
Hardware	Nylon glides

Grade	MSRP
COM	\$714.87
1	\$864.80
2	\$916.89
3	\$1,019.88
4	\$1,151.36
5	\$1,249.53
6	\$1,407.01
7	\$1,516.91
8	\$1,610.98
9	\$1,666.16

60° Curved Variable Height Ottoman – High Table Top

1500HT

Grade	MSRP
COM	\$914.49
1	\$1,045.67
2	\$1,091.29
3	\$1,181.40
4	\$1,296.41
5	\$1,382.30
6	\$1,520.13
7	\$1,616.27
8	\$1,698.61
9	\$1,746.87

Dimensions	18"H x 43"W x 23.2"D
Weight	80 lbs
Hardware	Nylon glides

Rectangular Variable Height Ottoman – Low

1400S



Dimensions	12"H x 41.5"W x 20.8"D
Weight	60 lbs
Hardware	Nylon glides

Grade	MSRP
COM	\$738.17
1	\$850.63
2	\$889.68
3	\$966.93
4	\$1,065.56
5	\$1,139.19
6	\$1,257.31
7	\$1,339.71
8	\$1,410.28
9	\$1,451.64

Rectangular Variable Height Ottoman – Low Table Top

1400ST

Grade	MSRP
COM	\$944.77
1	\$1,038.49
2	\$1,071.05
3	\$1,135.43
4	\$1,217.58
5	\$1,278.95
6	\$1,377.37
7	\$1,446.05
8	\$1,504.83
9	\$1,539.33

Dimensions	12"H x 41.5"W x 20.8"D
Weight	70 lbs
Hardware	Nylon glides

Rectangular Variable Height Ottoman – Medium

1400M



Dimensions	15"H x 41.5"W x 20.8"D
Weight	65 lbs
Hardware	Nylon glides

Grade	MSRP
COM	\$750.93
1	\$900.87
2	\$952.97
3	\$1,055.96
4	\$1,187.43
5	\$1,285.61
6	\$1,443.08
7	\$1,552.99
8	\$1,647.05
9	\$1,702.23

Rectangular Variable Height Ottoman – Med. Table Top

1400MT

Grade	MSRP
COM	\$961.39
1	\$1,092.58
2	\$1,138.19
3	\$1,228.30
4	\$1,343.32
5	\$1,429.23
6	\$1,567.04
7	\$1,663.19
8	\$1,745.52
9	\$1,793.77

Dimensions	15"H x 41.5"W x 20.8"D
Weight	75 lbs
Hardware	Nylon glides

Rectangular Variable Height Ottoman – High

1400H



Dimensions	18"H x 41.5"W x 20.8"D
Weight	70 lbs
Hardware	Nylon glides

Grade	MSRP
COM	\$774.90
1	\$924.83
2	\$976.93
3	\$1,079.91
4	\$1,211.39
5	\$1,309.57
6	\$1,467.03
7	\$1,576.94
8	\$1,671.01
9	\$1,726.18

Rectangular Variable Height Ottoman – High Table Top

1400HT

Grade	MSRP
COM	\$992.52
1	\$1,123.71
2	\$1,169.33
3	\$1,259.43
4	\$1,374.44
5	\$1,460.35
6	\$1,598.16
7	\$1,694.31
8	\$1,776.64
9	\$1,824.90

Dimensions	18"H x 41.5"W x 20.8"D
Weight	80 lbs
Hardware	Nylon glides

Shapes Bench

900S



Dimensions	16"H x 29"W x 28.5"D
Weight	44 lbs
Hardware	Nylon glides

Grade	MSRP
COM	\$661.02
1	\$783.81
2	\$859.77
3	\$906.52
4	\$1,068.85
5	\$1,160.56
6	\$1,307.81
7	\$1,410.39
8	\$1,498.29
9	\$1,549.83

Shapes Bench – Table Top

900T



Dimensions	16"H x 29"W x 28.5"D
Weight	54 lbs
Hardware	Nylon glides

Grade	MSRP
COM	\$907.46
1	\$991.90
2	\$1,039.96
3	\$1,071.14
4	\$1,129.96
5	\$1,179.99
6	\$1,260.33
7	\$1,316.28
8	\$1,364.24
9	\$1,392.36

Chevron Bench

1100S



Dimensions	16"H x 30"W x 24"D
Weight	30 lbs
Hardware	Nylon glides

Grade	MSRP
COM	\$676.19
1	\$809.94
2	\$856.45
3	\$956.47
4	\$1,065.58
5	\$1,153.13
6	\$1,293.68
7	\$1,391.62
8	\$1,475.54
9	\$1,524.74

Chevron Bench – Table Top

1100T



Dimensions	16"H x 30"W x 24"D
Weight	36 lbs
Hardware	Nylon glides

Grade	MSRP
COM	\$919.83
1	\$996.27
2	\$1,022.81
3	\$1,079.97
4	\$1,142.32
5	\$1,192.36
6	\$1,272.68
7	\$1,328.65
8	\$1,376.61
9	\$1,404.71

Cloud 9 Bench

1200S




Dimensions	16"H x 48"W x 33.5"D
Weight	63 lbs
Hardware	Nylon glides

Grade	MSRP
COM	\$1,315.04
1	\$1,544.32
2	\$1,623.97
3	\$1,795.45
4	\$1,982.50
5	\$2,132.61
6	\$2,373.59
7	\$2,541.47
8	\$2,685.35
9	\$2,769.68

Cloud 9 Bench – Table Top

1200T



Dimensions	16"H x 48"W x 33.5"D
Weight	75 lbs
Hardware	Nylon glides

Grade	MSRP
COM	\$1,918.07
1	\$2,090.06
2	\$2,149.82
3	\$2,278.41
4	\$2,418.70
5	\$2,531.24
6	\$2,712.01
7	\$2,837.90
8	\$2,945.81
9	\$3,009.05

Quad Bench

1300S




Dimensions	16"H x 41.5"W x 32"D
Weight	58 lbs
Hardware	Nylon glides

Grade	MSRP
COM	\$1,362.26
1	\$1,591.56
2	\$1,671.22
3	\$1,842.68
4	\$2,029.73
5	\$2,179.85
6	\$2,420.83
7	\$2,588.71
8	\$2,732.58
9	\$2,816.90

Quad Bench – Table Top

1300T



Dimensions	16"H x 41.5"W x 32"D
Weight	70 lbs
Hardware	Nylon glides

Grade	MSRP
COM	\$1,829.74
1	\$1,982.61
2	\$2,035.72
3	\$2,150.02
4	\$2,274.71
5	\$2,374.80
6	\$2,535.45
7	\$2,647.36
8	\$2,743.29
9	\$2,799.50

Boomerang Bench

10HS




Dimensions	16"H x 28"W x 28"D
Weight	40 lbs
Hardware	Nylon glides

Grade	MSRP
COM	\$1,133.99
1	\$1,402.18
2	\$1,528.09
3	\$1,699.43
4	\$1,922.18
5	\$2,093.53
6	\$2,264.89
7	\$2,436.23
8	\$2,607.58
9	\$2,847.47

Boomerang Bench – Table Top

10HST



Dimensions	16"H x 28"W x 28"D
Weight	50 lbs
Hardware	Nylon glides

Grade	MSRP
COM	\$1,542.34
1	\$1,676.41
2	\$1,739.40
3	\$1,825.08
4	\$1,936.44
5	\$2,022.12
6	\$2,107.80
7	\$2,193.47
8	\$2,279.13
9	\$2,399.09

Fender by MooreCo Bench

11RS




Dimensions	16"H x 32.7"W x 22.3"D
Weight	42 lbs
Hardware	Nylon glides

Grade	MSRP
COM	\$1,202.53
1	\$1,470.72
2	\$1,596.63
3	\$1,767.98
4	\$1,990.74
5	\$2,162.08
6	\$2,333.43
7	\$2,504.77
8	\$2,676.12
9	\$2,916.01

Fender by MooreCo Bench – Table Top

11RST



Dimensions	16"H x 32.7"W x 22.3"D
Weight	52 lbs
Hardware	Nylon glides

Grade	MSRP
COM	\$1,594.30
1	\$1,755.23
2	\$1,830.75
3	\$1,933.57
4	\$2,067.22
5	\$2,170.03
6	\$2,272.83
7	\$2,375.65
8	\$2,478.45
9	\$2,622.39

Creator Trapezoid Bench

16JS



Dimensions	16"H x 58"W x 25.4"D
Weight	79 lbs
Hardware	Nylon glides

Grade	MSRP
COM	\$2,020.82
1	\$2,342.60
2	\$2,493.73
3	\$2,699.37
4	\$2,966.67
5	\$3,172.29
6	\$3,377.90
7	\$3,583.53
8	\$3,789.14
9	\$4,077.01

Creator Trapezoid Bench – Table Top

16JST



Dimensions	16"H x 58"W x 25.4"D
Weight	93 lbs
Hardware	Nylon glides

Grade	MSRP
COM	\$2,826.23
1	\$3,040.74
2	\$3,141.51
3	\$3,278.58
4	\$3,456.78
5	\$3,593.87
6	\$3,730.95
7	\$3,868.03
8	\$4,005.10
9	\$4,197.03

Creator Square Bench

16MS




Dimensions	16"H x 30.8"W x 30.5"D
Weight	50 lbs
Hardware	Nylon glides

Grade	MSRP
COM	\$1,350.44
1	\$1,672.22
2	\$1,823.36
3	\$2,028.97
4	\$2,296.28
5	\$2,501.91
6	\$2,707.52
7	\$2,913.14
8	\$3,118.75
9	\$3,406.62

Creator Square Bench – Table Top

16MST



Dimensions	16"H x 30.8"W x 30.5"D
Weight	60 lbs
Hardware	Nylon glides

Grade	MSRP
COM	\$1,861.40
1	\$2,075.92
2	\$2,176.68
3	\$2,313.75
4	\$2,491.96
5	\$2,629.03
6	\$2,766.13
7	\$2,903.20
8	\$3,040.27
9	\$3,232.17

Creator Half Round Bench

16NS



Dimensions	16"H x 56.9"W x 29.5"D
Weight	88 lbs
Hardware	Nylon glides

Grade	MSRP
COM	\$2,243.51
1	\$2,565.29
2	\$2,716.42
3	\$2,922.05
4	\$3,189.35
5	\$3,394.97
6	\$3,600.59
7	\$3,806.21
8	\$4,011.82
9	\$4,299.68

Creator Half Round Bench – Table Top

16NST



Dimensions	16"H x 56.9"W x 29.5"D
Weight	102 lbs
Hardware	Nylon glides

Grade	MSRP
COM	\$3,170.08
1	\$3,384.61
2	\$3,485.36
3	\$3,622.45
4	\$3,800.64
5	\$3,937.73
6	\$4,074.81
7	\$4,211.89
8	\$4,348.97
9	\$4,540.89

Creator Chevron Bench

16PS



Dimensions	16"H x 29.8"W x 26"D
Weight	30 lbs
Hardware	Nylon glides

Grade	MSRP
COM	\$1,111.09
1	\$1,325.62
2	\$1,426.37
3	\$1,563.45
4	\$1,741.65
5	\$1,878.73
6	\$2,015.81
7	\$2,152.90
8	\$2,289.97
9	\$2,481.89

Creator Chevron Bench – Table Top

16PST



Dimensions	16"H x 29.8"W x 26"D
Weight	36 lbs
Hardware	Nylon glides

Grade	MSRP
COM	\$1,516.78
1	\$1,650.85
2	\$1,713.83
3	\$1,799.50
4	\$1,910.89
5	\$1,996.56
6	\$2,082.23
7	\$2,167.91
8	\$2,253.59
9	\$2,373.53

Creator Rectangle Bench

16QS



Dimensions	16"H x 59.6"W x 31"D
Weight	106 lbs
Hardware	Nylon glides

Grade	MSRP
COM	\$2,406.77
1	\$2,835.81
2	\$3,037.33
3	\$3,311.48
4	\$3,667.88
5	\$3,942.05
6	\$4,216.21
7	\$4,490.38
8	\$4,764.53
9	\$5,148.35

Creator Rectangle Bench – Table Top

16QST




Dimensions	16"H x 59.6"W x 31"D
Weight	120 lbs
Hardware	Nylon glides

Grade	MSRP
COM	\$3,419.44
1	\$3,633.96
2	\$3,734.72
3	\$3,871.80
4	\$4,049.99
5	\$4,187.08
6	\$4,324.16
7	\$4,461.24
8	\$4,598.32
9	\$4,790.23

Creator Triangle Bench

16KS




Dimensions	16"H x 54.2"W x 49.2"D
Weight	100 lbs
Hardware	Nylon glides

Grade	MSRP
COM	\$2,502.86
1	\$2,931.91
2	\$3,133.43
3	\$3,407.58
4	\$3,763.98
5	\$4,038.14
6	\$4,312.31
7	\$4,586.45
8	\$4,860.61
9	\$5,244.43

Creator Triangle Bench – Table Top

16KST



Dimensions	16"H x 54.2"W x 49.2"D
Weight	115 lbs
Hardware	Nylon glides

Grade	MSRP
COM	\$4,041.71
1	\$4,256.23
2	\$4,356.98
3	\$4,494.07
4	\$4,672.26
5	\$4,809.35
6	\$4,946.43
7	\$5,083.51
8	\$5,220.59
9	\$5,412.50

Kids Single Bench

7000B



Dimensions	15"H x 19.5"W x 24.5"D
Weight	28 lbs
Hardware	Brushed metal legs

Grade	MSRP
COM	\$731.07
1	\$799.39
2	\$841.48
3	\$867.46
4	\$953.56
5	\$1,003.60
6	\$1,083.92
7	\$1,139.89
8	\$1,187.84
9	\$1,215.95

Kids Single Bench – Table Top

7000T



Dimensions	12.8"H x 19.5"W x 24.5"D
Weight	37 lbs
Hardware	Brushed metal legs

Grade	MSRP
COM	\$775.53
1	\$826.77
2	\$858.32
3	\$877.80
4	\$942.39
5	\$979.90
6	\$1,040.17
7	\$1,082.16
8	\$1,118.11
9	\$1,139.20

Kids Chair – Armless

7000C



Dimensions	29"H x 19.5"W x 24.5"D
Weight	41 lbs
Hardware	Brushed metal legs

Grade	MSRP
COM	\$858.00
1	\$960.52
2	\$1,023.64
3	\$1,062.61
4	\$1,191.73
5	\$1,266.82
6	\$1,387.31
7	\$1,471.23
8	\$1,543.18
9	\$1,585.33

Kids Chair – Right Arm

7000CRH



Dimensions	29"H x 22.9"W x 24.5"D
Weight	56 lbs
Hardware	Brushed metal legs

Grade	MSRP
COM	\$1,003.49
1	\$1,167.84
2	\$1,224.94
3	\$1,347.82
4	\$1,481.88
5	\$1,589.43
6	\$1,762.13
7	\$1,882.47
8	\$1,985.57
9	\$2,045.99

Kids Chair – Left Arm

7000CLH



Dimensions	29"H x 22.9"W x 24.5"D
Weight	56 lbs
Hardware	Brushed metal legs

Grade	MSRP
COM	\$1,003.49
1	\$1,167.84
2	\$1,224.94
3	\$1,347.82
4	\$1,481.88
5	\$1,589.43
6	\$1,762.13
7	\$1,882.47
8	\$1,985.57
9	\$2,045.99

Kids Chair – Both Arms

7000CLR



Dimensions	29"H x 26.3"W x 24.5"D
Weight	70 lbs
Hardware	Brushed metal legs

Grade	MSRP
COM	\$1,204.74
1	\$1,429.15
2	\$1,507.11
3	\$1,674.93
4	\$1,857.98
5	\$2,004.86
6	\$2,240.71
7	\$2,405.02
8	\$2,545.81
9	\$2,628.34

Kids Chair – Armless + Mobility Package

7000CM



Dimensions	29"H x 19.5"W x 24.5"D
Weight	43 lbs
Hardware	Brushed metal legs

Grade	MSRP
COM	\$914.38
1	\$1,016.90
2	\$1,080.01
3	\$1,118.99
4	\$1,248.10
5	\$1,323.19
6	\$1,443.68
7	\$1,527.60
8	\$1,599.57
9	\$1,641.71

Kids Loveseat – Armless

7500C



Dimensions	29"H x 39"W x 24.5"D
Weight	82 lbs
Hardware	Brushed metal legs

Grade	MSRP
COM	\$1,564.32
1	\$1,733.01
2	\$1,791.60
3	\$1,907.50
4	\$2,055.41
5	\$2,165.81
6	\$2,343.01
7	\$2,466.62
8	\$2,572.46
9	\$2,634.52

Kids Loveseat – Right Arm

7500CRH



Dimensions	29"H x 42.4"W x 24.5"D
Weight	97 lbs
Hardware	Brushed metal legs

Grade	MSRP
COM	\$1,662.94
1	\$1,842.87
2	\$1,905.35
3	\$2,028.93
4	\$2,186.73
5	\$2,304.50
6	\$2,493.55
7	\$2,625.37
8	\$2,738.30
9	\$2,804.46

Kids Loveseat – Left Arm

7500CLH



Dimensions	29"H x 42.4"W x 24.5"D
Weight	97 lbs
Hardware	Brushed metal legs

Grade	MSRP
COM	\$1,752.45
1	\$1,932.44
2	\$1,994.94
3	\$2,118.50
4	\$2,276.30
5	\$2,394.08
6	\$2,583.05
7	\$2,714.93
8	\$2,827.86
9	\$2,894.02

Kids Loveseat – Both Arms

7500CLR



Dimensions	29"H x 45.8"W x 24.5"D
Weight	111 lbs
Hardware	Brushed metal legs

Grade	MSRP
COM	\$1,805.65
1	\$2,030.56
2	\$2,108.70
3	\$2,263.18
4	\$2,460.39
5	\$2,607.66
6	\$2,843.89
7	\$3,008.73
8	\$3,149.86
9	\$3,232.60

Kids Square Corner Bench

8500SBT



Dimensions	12.5"H x 42.8"W x 28"D
Weight	67 lbs
Hardware	Brushed metal legs

Grade	MSRP
COM	\$1,086.65
1	\$1,161.62
2	\$1,187.64
3	\$1,239.15
4	\$1,304.86
5	\$1,353.96
6	\$1,432.74
7	\$1,487.66
8	\$1,534.73
9	\$1,562.29

Kids Round Corner Bench

8500RBT



Dimensions	12.5"H x 42.8"W x 28"D
Weight	62 lbs
Hardware	Brushed metal legs

Grade	MSRP
COM	\$1,066.14
1	\$1,141.12
2	\$1,167.16
3	\$1,218.67
4	\$1,284.38
5	\$1,333.46
6	\$1,412.25
7	\$1,467.18
8	\$1,514.23
9	\$1,541.82

Kids 22.5° Curve Bench

8000B



Dimensions	15"H x 26.8"W x 24.5"D
Weight	30 lbs
Hardware	Brushed metal legs

Grade	MSRP
COM	\$793.42
1	\$912.97
2	\$986.60
3	\$1,032.06
4	\$1,182.74
5	\$1,270.29
6	\$1,410.90
7	\$1,508.85
8	\$1,592.76
9	\$1,641.96

Kids 22.5° Wedge Bench – Table Top

8000T



Dimensions	12.8"H x 26.8"W x 24.5"D
Weight	39 lbs
Hardware	Brushed metal legs

Grade	MSRP
COM	\$1,069.48
1	\$1,149.07
2	\$1,198.11
3	\$1,228.38
4	\$1,328.68
5	\$1,386.97
6	\$1,480.56
7	\$1,545.76
8	\$1,601.62
9	\$1,634.38

Kids 22.5° Inside Wedge Chair – Armless

8000CIB



Dimensions	29"H x 26.8"W x 24.5"D
Weight	41 lbs
Hardware	Brushed metal legs

Grade	MSRP
COM	\$1,032.06
1	\$1,185.81
2	\$1,280.48
3	\$1,338.93
4	\$1,532.69
5	\$1,645.23
6	\$1,826.00
7	\$1,951.90
8	\$2,059.82
9	\$2,123.06

Kids 22.5° Inside Wedge Chair – Right Arm

8000CIBRH



Dimensions	29"H x 30.1"W x 24.5"D
Weight	56 lbs
Hardware	Brushed metal legs

Grade	MSRP
COM	\$1,323.03
1	\$1,544.69
2	\$1,621.70
3	\$1,787.46
4	\$1,968.26
5	\$2,113.39
6	\$2,346.32
7	\$2,508.59
8	\$2,647.69
9	\$2,729.20

Kids 22.5° Inside Wedge Chair – Left Arm

8000CIBLH



Dimensions	29"H x 30.1"W x 24.5"D
Weight	56 lbs
Hardware	Brushed metal legs

Grade	MSRP
COM	\$1,323.03
1	\$1,544.69
2	\$1,621.70
3	\$1,787.46
4	\$1,968.26
5	\$2,113.39
6	\$2,346.32
7	\$2,508.59
8	\$2,647.69

Kids 22.5° Outside Wedge Chair – Armless

8000COB



Dimensions	29"H x 26.8"W x 24.5"D
Weight	43 lbs
Hardware	Brushed metal legs

Grade	MSRP
COM	\$1,015.65
1	\$1,152.29
2	\$1,236.48
3	\$1,288.43
4	\$1,460.62
5	\$1,560.69
6	\$1,721.36
7	\$1,833.27
8	\$1,929.18
9	\$1,985.41

Kids 22.5° Outside Wedge Chair – Right Arm

8000COBRH



Dimensions	29"H x 30.1"W x 24.5"D
Weight	56 lbs
Hardware	Brushed metal legs

Grade	MSRP
COM	\$1,161.14
1	\$1,363.66
2	\$1,434.03
3	\$1,585.49
4	\$1,750.72
5	\$1,883.31
6	\$2,096.18
7	\$2,244.47
8	\$2,371.58
9	\$2,446.08

Kids 22.5° Outside Wedge Chair – Left Arm

800COBLH




Dimensions	29"H x 30.1"W x 24.5"D
Weight	56 lbs
Hardware	Brushed metal legs

Grade	MSRP
COM	\$1,161.14
1	\$1,363.66
2	\$1,434.03
3	\$1,585.49
4	\$1,750.72
5	\$1,883.31
6	\$2,096.18
7	\$2,244.47
8	\$2,371.58
9	\$2,446.08

Kids Shapes Bench

915S



Dimensions	16"H x 18"W x 20"D
Weight	15 lbs
Hardware	Nylon glides

Grade	MSRP
COM	\$487.89
1	\$564.33
2	\$590.88
3	\$648.03
4	\$710.38
5	\$760.42
6	\$840.75
7	\$896.71
8	\$944.66
9	\$972.77

Kids Shapes Bench – Table Top

915T




Dimensions	16"H x 18"W x 20"D
Weight	24 lbs
Hardware	Nylon glides

Grade	MSRP
COM	\$653.65
1	\$730.08
2	\$756.62
3	\$813.78
4	\$876.14
5	\$926.17
6	\$1,006.50
7	\$1,062.46
8	\$1,110.42
9	\$1,138.53

Dot Rocking Stool (15" dia.) – Xtra Low (5")

97R105-VX



Dimensions	5"H x 15"W x 15"D
Weight	6 lbs
Hardware	Black plastic base

Grade	MSRP
COM	\$248.58
1	\$292.66
2	\$312.29
3	\$338.98
4	\$373.68
5	\$400.36
6	\$427.05
7	\$453.74
8	\$480.45
9	\$517.80

Dot Rocking Stool (15" dia.) – Low (12")

97R112-VX



Dimensions	12"H x 15"W x 15"D
Weight	8 lbs
Hardware	Black plastic base

Grade	MSRP
COM	\$249.48
1	\$325.71
2	\$364.98
3	\$413.49
4	\$480.48
5	\$526.68
6	\$572.88
7	\$619.08
8	\$665.28
9	\$734.58

Dot Rocking Stool (15" dia.) – Medium (15")

97R115-VX



Dimensions	15"H x 15"W x 15"D
Weight	9 lbs
Hardware	Black plastic base

Grade	MSRP
COM	\$266.81
1	\$344.19
2	\$382.31
3	\$434.28
4	\$497.81
5	\$544.01
6	\$590.21
7	\$636.41
8	\$682.61
9	\$751.91

Dot Rocking Stool (15" dia.) – High (18")

97R118-VX



Dimensions	18"H x 15"W x 15"D
Weight	10 lbs
Hardware	Black plastic base

Grade	MSRP
COM	\$287.60
1	\$390.39
2	\$441.21
3	\$508.20
4	\$595.98
5	\$657.20
6	\$718.41
7	\$780.78
8	\$842.00
9	\$934.40

Dot Rocking Stool (18" dia.) – Xtra Low (5")

96R105-VX



Dimensions	5"H x 18"W x 18"D
Weight	8 lbs
Hardware	Black plastic base

Grade	MSRP
COM	\$246.02
1	\$331.49
2	\$374.22
3	\$430.82
4	\$503.58
5	\$554.40
6	\$605.22
7	\$657.20
8	\$708.02
9	\$785.40

Dot Rocking Stool (18" dia.) – Low (12")

96R112-VX



Dimensions	12"H x 18"W x 18"D
Weight	10 lbs
Hardware	Black plastic base

Grade	MSRP
COM	\$315.32
1	\$400.79
2	\$443.52
3	\$500.12
4	\$572.88
5	\$623.70
6	\$674.52
7	\$726.50
8	\$777.32
9	\$854.70

Dot Rocking Stool (18" dia.) – Medium (15")

96R115-VX



Dimensions	15"H x 18"W x 18"D
Weight	11 lbs
Hardware	Black plastic base

Grade	MSRP
COM	\$346.50
1	\$434.28
2	\$474.71
3	\$531.30
4	\$602.91
5	\$654.89
6	\$705.71
7	\$757.68
8	\$808.50
9	\$885.89

Dot Rocking Stool (18" dia.) – High (18")

96R118-VX



Dimensions	18"H x 18"W x 18"D
Weight	12 lbs
Hardware	Black plastic base

Grade	MSRP
COM	\$380.00
1	\$489.72
2	\$546.32
3	\$619.08
4	\$713.79
5	\$780.78
6	\$846.62
7	\$913.61
8	\$980.60
9	\$1,081.08

Dot Stool 5-Pack

8784X



Dimensions	5"H x 15"W x 15"D
Weight	30 lbs
Hardware	Black plastic base

Color	MSRP
Charcoal (5)	\$646.80
Peacock (6)	\$646.80
Pewter (7)	\$646.80
Pollen (8)	\$646.80
Salsa (9)	\$646.80
Zest (0)	\$646.80

Swatches on p. 18

Blossom Petal Stool – Legs

30BSL



Dimensions	18"H x 20"W x 18"D
Weight	20 lbs
Hardware	Brushed metal legs

Grade	MSRP
COM	\$695.52
1	\$770.48
2	\$796.51
3	\$848.02
4	\$913.74
5	\$962.83
6	\$1,041.61
7	\$1,096.54
8	\$1,143.60
9	\$1,171.16

Blossom Petal Stool – Casters

30BSC



Dimensions	18"H x 20"W x 18"D
Weight	20 lbs
Hardware	Casters

Grade	MSRP
COM	\$695.52
1	\$770.48
2	\$796.51
3	\$848.02
4	\$913.74
5	\$962.83
6	\$1,041.61
7	\$1,096.54
8	\$1,143.60
9	\$1,171.16

Blossom Petal Stool – Glides

30BSG



Dimensions	18"H x 20"W x 18"D
Weight	20 lbs
Hardware	Nylon glides

Grade	MSRP
COM	\$526.32
1	\$601.29
2	\$627.33
3	\$678.84
4	\$744.55
5	\$793.65
6	\$872.42
7	\$927.36
8	\$974.41
9	\$1,001.98

Blossom Center Ottoman (26") – Legs

26BOL



Dimensions	18"H x 26"W x 26"D
Weight	35 lbs
Hardware	Brushed metal legs

Grade	MSRP
COM	\$996.17
1	\$1,146.12
2	\$1,198.23
3	\$1,301.21
4	\$1,432.68
5	\$1,530.87
6	\$1,688.32
7	\$1,798.24
8	\$1,892.31
9	\$1,947.47

Blossom Center Ottoman (26") – Casters

26BOC



Dimensions	18"H x 26"W x 26"D
Weight	35 lbs
Hardware	Casters

Grade	MSRP
COM	\$996.17
1	\$1,146.12
2	\$1,198.23
3	\$1,301.21
4	\$1,432.68
5	\$1,530.87
6	\$1,688.32
7	\$1,798.24
8	\$1,892.31
9	\$1,947.47

Blossom Center Ottoman (26") – Glides

26BOG



Dimensions	18"H x 26"W x 26"D
Weight	35 lbs
Hardware	Nylon glides

Grade	MSRP
COM	\$790.22
1	\$940.16
2	\$992.28
3	\$1,095.25
4	\$1,226.73
5	\$1,324.92
6	\$1,482.36
7	\$1,592.28
8	\$1,686.34
9	\$1,741.52

Blossom Center Table Top Ottoman (26") – Legs

26BOLT



Dimensions	18"H x 26"W x 26"D
Weight	45 lbs
Hardware	Brushed metal legs

Grade	MSRP
COM	\$1,280.18
1	\$1,411.41
2	\$1,456.97
3	\$1,547.08
4	\$1,662.13
5	\$1,748.01
6	\$1,885.82
7	\$1,981.97
8	\$2,064.30
9	\$2,112.55

Blossom Center Table Top Ottoman (26") – Casters

26BOCT



Dimensions	18"H x 26"W x 26"D
Weight	45 lbs
Hardware	Casters

Grade	MSRP
COM	\$1,280.18
1	\$1,411.41
2	\$1,456.97
3	\$1,547.08
4	\$1,662.13
5	\$1,748.01
6	\$1,885.82
7	\$1,981.97
8	\$2,064.30
9	\$2,112.55

Blossom Center Table Top Ottoman (26") – Glides

26BOGT



Dimensions	18"H x 26"W x 26"D
Weight	45 lbs
Hardware	Nylon glides

Grade	MSRP
COM	\$1,074.21
1	\$1,205.39
2	\$1,251.03
3	\$1,341.13
4	\$1,456.15
5	\$1,542.06
6	\$1,679.85
7	\$1,776.01
8	\$1,858.35
9	\$1,906.60

Blossom Center Ottoman (30") – Legs

30BOL



Dimensions	18"H x 30"W x 30"D
Weight	40 lbs
Hardware	Brushed metal legs

Grade	MSRP
COM	\$1,017.47
1	\$1,167.41
2	\$1,219.50
3	\$1,322.48
4	\$1,453.97
5	\$1,552.13
6	\$1,709.61
7	\$1,819.51
8	\$1,913.58
9	\$1,968.76

Blossom Center Ottoman (30") – Casters

30BOC



Dimensions	18"H x 30"W x 30"D
Weight	40 lbs
Hardware	Casters

Grade	MSRP
COM	\$1,017.47
1	\$1,167.41
2	\$1,219.50
3	\$1,322.48
4	\$1,453.97
5	\$1,552.13
6	\$1,709.61
7	\$1,819.51
8	\$1,913.58
9	\$1,968.76

Blossom Center Ottoman (30") – Glides

30BOG



Dimensions	18"H x 30"W x 30"D
Weight	40 lbs
Hardware	Nylon glides

Grade	MSRP
COM	\$811.50
1	\$961.44
2	\$1,013.55
3	\$1,116.52
4	\$1,248.02
5	\$1,346.19
6	\$1,503.65
7	\$1,613.56
8	\$1,707.62
9	\$1,762.81

Blossom Center Table Top Ottoman (30") – Legs

30BOLT



Dimensions	18"H x 30"W x 30"D
Weight	50 lbs
Hardware	Brushed metal legs

Grade	MSRP
COM	\$1,307.85
1	\$1,439.02
2	\$1,484.64
3	\$1,574.75
4	\$1,689.77
5	\$1,775.68
6	\$1,913.47
7	\$2,009.63
8	\$2,091.97
9	\$2,140.22

Blossom Center Table Top Ottoman (30") – Casters

30BOCT



Dimensions	18"H x 30"W x 30"D
Weight	50 lbs
Hardware	Casters

Grade	MSRP
COM	\$1,307.85
1	\$1,439.02
2	\$1,484.64
3	\$1,574.75
4	\$1,689.77
5	\$1,775.68
6	\$1,913.47
7	\$2,009.63
8	\$2,091.97
9	\$2,140.22

Blossom Center Table Top Ottoman (30") – Glides

30BOGT




Dimensions	18"H x 30"W x 30"D
Weight	50 lbs
Hardware	Nylon glides

Grade	MSRP
COM	\$1,101.87
1	\$1,233.06
2	\$1,278.68
3	\$1,368.80
4	\$1,483.80
5	\$1,569.71
6	\$1,707.52
7	\$1,803.67
8	\$1,886.02
9	\$1,934.25

Blossom Center Ottoman (36") – Legs

36BOL



Dimensions	18"H x 36"W x 36"D
Weight	50 lbs
Hardware	Brushed metal legs

Grade	MSRP
COM	\$1,168.54
1	\$1,355.98
2	\$1,421.11
3	\$1,549.82
4	\$1,714.16
5	\$1,836.88
6	\$2,033.72
7	\$2,171.10
8	\$2,288.72
9	\$2,357.65

Blossom Center Ottoman (36") – Casters

36BOC



Dimensions	18"H x 36"W x 36"D
Weight	50 lbs
Hardware	Casters

Grade	MSRP
COM	\$1,168.54
1	\$1,355.98
2	\$1,421.11
3	\$1,549.82
4	\$1,714.16
5	\$1,836.88
6	\$2,033.72
7	\$2,171.10
8	\$2,288.72
9	\$2,357.65

Blossom Center Ottoman (36") – Glides

36BOG



Dimensions	18"H x 36"W x 36"D
Weight	50 lbs
Hardware	Nylon glides

Grade	MSRP
COM	\$962.58
1	\$1,150.04
2	\$1,215.15
3	\$1,343.87
4	\$1,508.20
5	\$1,630.93
6	\$1,827.77
7	\$1,965.14
8	\$2,082.77
9	\$2,151.70

Blossom Center Table Top Ottoman (36") – Legs

36BOLT



Dimensions	18"H x 36"W x 36"D
Weight	60 lbs
Hardware	Brushed metal legs

Grade	MSRP
COM	\$1,504.24
1	\$1,654.18
2	\$1,706.29
3	\$1,809.26
4	\$1,940.75
5	\$2,038.93
6	\$2,196.39
7	\$2,306.29
8	\$2,400.35
9	\$2,455.54

Blossom Center Table Top Ottoman (36") – Casters

36BOCT



Dimensions	18"H x 36"W x 36"D
Weight	60 lbs
Hardware	Casters

Grade	MSRP
COM	\$1,504.24
1	\$1,654.18
2	\$1,706.29
3	\$1,809.26
4	\$1,940.75
5	\$2,038.93
6	\$2,196.39
7	\$2,306.29
8	\$2,400.35
9	\$2,455.54

Blossom Center Table Top Ottoman (36") – Glides

36BOGT



Dimensions	18"H x 36"W x 36"D
Weight	60 lbs
Hardware	Nylon glides

Grade	MSRP
COM	\$1,298.29
1	\$1,448.23
2	\$1,500.33
3	\$1,603.31
4	\$1,734.80
5	\$1,832.96
6	\$1,990.44
7	\$2,100.33
8	\$2,194.41
9	\$2,249.58

Blossom Center Ottoman (42") – Legs

42BOL



Dimensions	18"H x 42"W x 42"D
Weight	60 lbs
Hardware	Brushed metal legs

Grade	MSRP
COM	\$1,316.69
1	\$1,541.61
2	\$1,619.74
3	\$1,774.23
4	\$1,971.42
5	\$2,118.70
6	\$2,354.95
7	\$2,519.77
8	\$2,660.90
9	\$2,743.63

Blossom Center Ottoman (42") – Casters

42BOC



Dimensions	18"H x 42"W x 42"D
Weight	60 lbs
Hardware	Casters

Grade	MSRP
COM	\$1,316.69
1	\$1,541.61
2	\$1,619.74
3	\$1,774.23
4	\$1,971.42
5	\$2,118.70
6	\$2,354.95
7	\$2,519.77
8	\$2,660.90
9	\$2,743.63

Blossom Center Ottoman (42") – Glides

42BOG



Dimensions	18"H x 42"W x 42"D
Weight	60 lbs
Hardware	Nylon glides

Grade	MSRP
COM	\$1,110.74
1	\$1,335.65
2	\$1,413.79
3	\$1,568.27
4	\$1,765.47
5	\$1,912.74
6	\$2,148.98
7	\$2,313.82
8	\$2,454.96
9	\$2,537.68

Blossom Center Table Top Ottoman (42") – Legs

42BOLT



Dimensions	18"H x 42"W x 42"D
Weight	70 lbs
Hardware	Brushed metal legs

Grade	MSRP
COM	\$1,696.85
1	\$1,865.53
2	\$1,924.12
3	\$2,040.02
4	\$2,187.93
5	\$2,298.34
6	\$2,475.54
7	\$2,599.15
8	\$2,704.99
9	\$2,767.05

Blossom Center Table Top Ottoman (42") – Casters

42BOCT



Dimensions	18"H x 42"W x 42"D
Weight	70 lbs
Hardware	Casters

Grade	MSRP
COM	\$1,696.85
1	\$1,865.53
2	\$1,924.12
3	\$2,040.02
4	\$2,187.93
5	\$2,298.34
6	\$2,475.54
7	\$2,599.15
8	\$2,704.99
9	\$2,767.05

Blossom Center Table Top Ottoman (42") – Glides

42BOGT



Dimensions	18"H x 42"W x 42"D
Weight	70 lbs
Hardware	Nylon glides

Grade	MSRP
COM	\$1,490.89
1	\$1,659.57
2	\$1,718.16
3	\$1,834.06
4	\$1,981.97
5	\$2,092.38
6	\$2,269.58
7	\$2,393.19
8	\$2,499.04
9	\$2,561.10

Elevate Steps 2-Tier Straight Seat

TS1001



Dimensions	35"H x 37"W x 41"D
Weight	100 lbs
Hardware	Nylon glides

Grade	MSRP
COM	\$1,432.56
1	\$1,916.75
2	\$2,159.56
3	\$2,479.46
4	\$2,886.57
5	\$3,177.37
6	\$3,468.18
7	\$3,758.98
8	\$4,049.79
9	\$4,485.99

Elevate Steps 3-Tier Straight Seat

TS1002



Dimensions	35"H x 37"W x 41"D
Weight	105 lbs
Hardware	Nylon glides

Grade	MSRP
COM	\$1,568.01
1	\$2,052.19
2	\$2,295.02
3	\$2,614.90
4	\$3,022.03
5	\$3,312.83
6	\$3,603.63
7	\$3,894.44
8	\$4,185.24
9	\$4,621.44

Elevate Steps 2-Tier Outside Wedge

TS1003



Dimensions	35"H x 37"W x 41"D
Weight	100 lbs
Hardware	Nylon glides

Grade	MSRP
COM	\$1,670.49
1	\$2,198.69
2	\$2,463.58
3	\$2,812.56
4	\$3,256.68
5	\$3,573.93
6	\$3,891.16
7	\$4,208.40
8	\$4,525.65
9	\$5,001.51

Elevate Steps 3-Tier Outside Wedge

TS1004



Dimensions	35"H x 37"W x 41"D
Weight	110 lbs
Hardware	Nylon glides

Grade	MSRP
COM	\$1,799.33
1	\$2,327.53
2	\$2,592.44
3	\$2,941.39
4	\$3,385.53
5	\$3,702.77
6	\$4,020.02
7	\$4,337.25
8	\$4,654.49
9	\$5,130.35

Elevate Steps 2-Tier Inside Wedge

TS1005



Dimensions	35"H x 37"W x 41"D
Weight	110 lbs
Hardware	Nylon glides

Grade	MSRP
COM	\$1,670.49
1	\$2,198.69
2	\$2,463.58
3	\$2,812.56
4	\$3,256.68
5	\$3,573.93
6	\$3,891.16
7	\$4,208.40
8	\$4,525.65
9	\$5,001.51

Elevate Steps 3-Tier Inside Wedge

TS1006




Dimensions	35"H x 37"W x 41"D
Weight	110 lbs
Hardware	Nylon glides

Grade	MSRP
COM	\$1,799.33
1	\$2,327.53
2	\$2,592.44
3	\$2,941.39
4	\$3,385.53
5	\$3,702.77
6	\$4,020.02
7	\$4,337.25
8	\$4,654.49
9	\$5,130.35

Elevate Steps 2-Tier Inside Corner

TS1007



Dimensions	35"H x 41"W x 41"D
Weight	115 lbs
Hardware	Nylon glides

Grade	MSRP
COM	\$1,498.64
1	\$2,026.84
2	\$2,291.74
3	\$2,640.70
4	\$3,084.84
5	\$3,402.08
6	\$3,719.32
7	\$4,036.56
8	\$4,353.80
9	\$4,829.66

Elevate Steps 2-Tier Outside Corner

TS1008



Dimensions	35"H x 41"W x 41"D
Weight	115 lbs
Hardware	Nylon glides

Grade	MSRP
COM	\$1,625.22
1	\$2,153.42
2	\$2,418.32
3	\$2,767.28
4	\$3,211.42
5	\$3,528.66
6	\$3,845.90
7	\$4,163.14
8	\$4,480.38
9	\$4,956.24

Elevate Steps 2-Tier Inside 45° Wedge

TS1009



Dimensions	35"H x 43"W x 41"D
Weight	100 lbs
Hardware	Nylon glides

Grade	MSRP
COM	\$1,670.49
1	\$2,198.69
2	\$2,463.58
3	\$2,812.56
4	\$3,256.68
5	\$3,573.93
6	\$3,891.16
7	\$4,208.40
8	\$4,525.65
9	\$5,001.51

Elevate Steps 3-Tier Inside 45° Wedge

TS1010



Dimensions	35"H x 43"W x 41"D
Weight	110 lbs
Hardware	Nylon glides

Grade	MSRP
COM	\$1,799.33
1	\$2,327.53
2	\$2,592.44
3	\$2,941.39
4	\$3,385.53
5	\$3,702.77
6	\$4,020.02
7	\$4,337.25
8	\$4,654.49
9	\$5,130.35

Elevate Steps 2-Tier Outside 45° Wedge

TS1011



Dimensions	35"H x 43"W x 41"D
Weight	100 lbs
Hardware	Nylon glides

Grade	MSRP
COM	\$1,670.49
1	\$2,198.69
2	\$2,463.58
3	\$2,812.56
4	\$3,256.68
5	\$3,573.93
6	\$3,891.16
7	\$4,208.40
8	\$4,525.65
9	\$5,001.51

Elevate Steps 3-Tier Outside 45° Wedge

TS1012



Dimensions	35"H x 43"W x 41"D
Weight	110 lbs
Hardware	Nylon glides

Grade	MSRP
COM	\$1,799.33
1	\$2,327.53
2	\$2,592.44
3	\$2,941.39
4	\$3,385.53
5	\$3,702.77
6	\$4,020.02
7	\$4,337.25
8	\$4,654.49
9	\$5,130.35

Elevate Wind Lounge Chair

TS1020



Dimensions	30"H x 20"W x 30"D
Weight	77 lbs
Hardware	Nylon glides

Grade	MSRP
COM	\$1,111.13
1	\$1,309.22
2	\$1,408.55
3	\$1,539.41
4	\$1,705.96
5	\$1,824.92
6	\$1,943.89
7	\$2,062.85
8	\$2,181.82
9	\$2,360.27

Elevate Wind 2-Sided Lounge Chair

TS1021



Dimensions	30"H x 20"W x 50"D
Weight	115 lbs
Hardware	Nylon glides

Grade	MSRP
COM	\$1,701.35
1	\$2,009.47
2	\$2,164.00
3	\$2,367.55
4	\$2,626.65
5	\$2,811.70
6	\$2,996.75
7	\$3,181.82
8	\$3,366.86
9	\$3,644.45

Elevate Wind 1-½ Seat Lounge Chair

TS1022



Dimensions	30"H x 30"W x 30"D
Weight	115 lbs
Hardware	Nylon glides

Grade	MSRP
COM	\$1,434.72
1	\$1,725.24
2	\$1,870.92
3	\$2,062.85
4	\$2,307.13
5	\$2,481.61
6	\$2,656.09
7	\$2,830.58
8	\$3,005.06
9	\$3,266.78

Elevate Wind 2-Sided 1-½ Seat Lounge Chair

TS1023



Dimensions	30"H x 30"W x 50"D
Weight	155 lbs
Hardware	Nylon glides

Grade	MSRP
COM	\$2,203.50
1	\$2,599.65
2	\$2,798.32
3	\$3,060.05
4	\$3,393.15
5	\$3,631.08
6	\$3,869.01
7	\$4,106.94
8	\$4,344.87
9	\$4,701.76

Elevate Wind Loveseat

TS1024



Dimensions	30"H x 40"W x 30"D
Weight	145 lbs
Hardware	Nylon glides

Grade	MSRP
COM	\$1,757.93
1	\$2,118.88
2	\$2,299.88
3	\$2,538.35
4	\$2,841.83
5	\$3,058.62
6	\$3,275.39
7	\$3,492.18
8	\$3,708.96
9	\$4,034.13

Elevate Wind 2-Sided Loveseat

TS1025



Dimensions	30"H x 40"W x 50"D
Weight	195 lbs
Hardware	Nylon glides

Grade	MSRP
COM	\$2,713.25
1	\$3,285.47
2	\$3,572.44
3	\$3,950.49
4	\$4,431.64
5	\$4,775.30
6	\$5,118.98
7	\$5,462.66
8	\$5,806.34
9	\$6,321.84

Elevate Wind Corner Lounge Chair

TS1026



Dimensions	30"H x 30"W x 30"D
Weight	97 lbs
Hardware	Nylon glides

Grade	MSRP
COM	\$1,644.09
1	\$2,040.25
2	\$2,238.92
3	\$2,500.64
4	\$2,833.74
5	\$3,071.67
6	\$3,309.60
7	\$3,547.53
8	\$3,785.46
9	\$4,142.36

Elevate Wind Sofa

TS1027



Dimensions	30"H x 60"W x 30"D
Weight	231 lbs
Hardware	Nylon glides

Grade	MSRP
COM	\$2,401.41
1	\$2,907.60
2	\$3,161.46
3	\$3,495.89
4	\$3,921.51
5	\$4,225.53
6	\$4,529.55
7	\$4,833.58
8	\$5,137.61
9	\$5,593.63

Elevate Wind 1-½ Seat Bench

TS1028



Dimensions	18"H x 30"W x 20"D
Weight	80 lbs
Hardware	Nylon glides

Grade	MSRP
COM	\$737.58
1	\$979.68
2	\$1,101.10
3	\$1,261.03
4	\$1,464.58
5	\$1,609.99
6	\$1,755.40
7	\$1,900.80
8	\$2,046.20
9	\$2,264.30

Elevate Wind 2-Seat Bench

TS1029



Dimensions	18"H x 40"W x 20"D
Weight	120 lbs
Hardware	Nylon glides

Grade	MSRP
COM	\$903.19
1	\$1,167.29
2	\$1,299.74
3	\$1,474.22
4	\$1,696.29
5	\$1,854.91
6	\$2,013.53
7	\$2,172.15
8	\$2,330.77
9	\$2,568.70

Elevate Wind 3-Seat Bench

TS1030



Dimensions	18"H x 60"W x 20"D
Weight	160 lbs
Hardware	Nylon glides

Grade	MSRP
COM	\$1,235.92
1	\$1,610.06
2	\$1,797.69
3	\$2,044.88
4	\$2,359.47
5	\$2,584.19
6	\$2,808.89
7	\$3,033.61
8	\$3,258.32
9	\$3,595.38

Elevate Wind Octagonal Ottoman

TS1031



Dimensions	18"H x 32"W x 32"D
Weight	134 lbs
Hardware	Nylon glides

Grade	MSRP
COM	\$1,120.53
1	\$1,407.81
2	\$1,551.31
3	\$1,740.33
4	\$1,980.89
5	\$2,152.74
6	\$2,324.58
7	\$2,496.41
8	\$2,668.26
9	\$2,926.02

Elevate Wind Quartile Bench

TS1032



Dimensions	18"H x 28"W x 20"D
Weight	80 lbs
Hardware	Nylon glides

Grade	MSRP
COM	\$756.10
1	\$932.16
2	\$1,020.46
3	\$1,136.78
4	\$1,284.82
5	\$1,390.58
6	\$1,496.32
7	\$1,602.06
8	\$1,707.82
9	\$1,866.44

Elevate Wind Quartile Chair

TS1033



Dimensions	30"H x 42"W x 30"D
Weight	100 lbs
Hardware	Nylon glides

Grade	MSRP
COM	\$1,470.68
1	\$1,800.80
2	\$1,966.36
3	\$2,184.47
4	\$2,462.05
5	\$2,660.33
6	\$2,858.60
7	\$3,056.88
8	\$3,255.15
9	\$3,552.56

Elevate Wind Cube

TS1034



Dimensions	18"H x 20"W x 20"D
Weight	35 lbs
Hardware	Nylon glides

Grade	MSRP
COM	\$741.03
1	\$939.09
2	\$1,038.43
3	\$1,169.30
4	\$1,335.85
5	\$1,454.82
6	\$1,573.78
7	\$1,692.75
8	\$1,811.71
9	\$1,990.15

Elevate Wind Round Ottoman – 20"

TS1035



Dimensions	18"H x 20"W x 20"D
Weight	33 lbs
Hardware	Nylon glides

Grade	MSRP
COM	\$741.03
1	\$917.09
2	\$1,005.38
3	\$1,121.71
4	\$1,269.75
5	\$1,375.51
6	\$1,481.24
7	\$1,586.99
8	\$1,692.75
9	\$1,851.37

Elevate Wind Round Ottoman – 24"

TS1036



Dimensions	18"H x 24"W x 24"D
Weight	35 lbs
Hardware	Nylon glides

Grade	MSRP
COM	\$847.73
1	\$1,045.79
2	\$1,145.13
3	\$1,276.00
4	\$1,442.55
5	\$1,561.52
6	\$1,680.48
7	\$1,799.45
8	\$1,918.41
9	\$2,096.85

Elevate Wind 90° Inside Arch

TS1037



Dimensions	30"H x 85"W x 60"D
Weight	274 lbs
Hardware	Nylon glides

Grade	MSRP
COM	\$2,244.47
1	\$2,926.75
2	\$3,268.89
3	\$3,719.64
4	\$4,293.32
5	\$4,703.08
6	\$5,112.86
7	\$5,522.62
8	\$5,932.39
9	\$6,547.04

Elevate Wind 90° Outside Arch

TS1038



Dimensions	30"H x 70.5"W x 50"D
Weight	240 lbs
Hardware	Nylon glides

Grade	MSRP
COM	\$2,105.16
1	\$2,655.37
2	\$2,931.30
3	\$3,294.81
4	\$3,757.44
5	\$4,087.91
6	\$4,418.36
7	\$4,748.82
8	\$5,079.28
9	\$5,574.97

Elevate Wind 90° Arch

TS1039



Dimensions	18"H x 60"W x 20"D
Weight	164 lbs
Hardware	Nylon glides

Grade	MSRP
COM	\$1,649.08
1	\$2,045.23
2	\$2,243.90
3	\$2,505.62
4	\$2,838.73
5	\$3,076.66
6	\$3,314.59
7	\$3,552.52
8	\$3,790.45
9	\$4,147.34

Elevate Wind Crescent Bench

TS1040



Dimensions	18"H x 50"W x 20"D
Weight	143 lbs
Hardware	Nylon glides

Grade	MSRP
COM	\$1,405.47
1	\$1,713.59
2	\$1,868.12
3	\$2,071.67
4	\$2,330.77
5	\$2,515.82
6	\$2,700.87
7	\$2,885.94
8	\$3,070.98
9	\$3,348.58

Elevate Wind Hexagonal Ottoman

TS1041

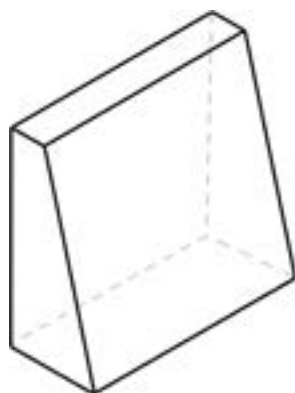


Dimensions	18"H x 37"W x 32"D
Weight	148 lbs
Hardware	Nylon glides

Grade	MSRP
COM	\$1,544.60
1	\$1,852.71
2	\$2,007.23
3	\$2,210.80
4	\$2,469.86
5	\$2,654.93
6	\$2,839.98
7	\$3,025.03
8	\$3,210.11
9	\$3,487.68

Elevate Wind Wedge Pillow

TS1042



Dimensions	17"H x 18"W x 7.5"D
Weight	4 lbs

Grade	MSRP
COM	\$175.12
1	\$263.15
2	\$307.30
3	\$365.46
4	\$439.48
5	\$492.36
6	\$545.23
7	\$598.10
8	\$650.98
9	\$730.29

Soft Sway Rocking Chair (Small)

7000RC-VX



Dimensions	26"H x 21"W x 26.5"D
Weight	35 lbs
Hardware	Nylon rocking glides

Grade	MSRP
COM	\$749.60
1	\$962.12
2	\$1,070.69
3	\$1,211.60
4	\$1,390.62
5	\$1,519.98
6	\$1,648.19
7	\$1,776.39
8	\$1,904.60
9	\$2,097.48

Soft Sway Rocking Chair (Large)

1000RC-VX



Dimensions	30.5"H x 22.5"W x 29"D
Weight	50 lbs
Hardware	Nylon rocking glides

Grade	MSRP
COM	\$921.69
1	\$1,198.89
2	\$1,337.49
3	\$1,522.29
4	\$1,755.60
5	\$1,921.92
6	\$2,089.40
7	\$2,255.72
8	\$2,423.19
9	\$2,671.52

Mobile Counter Stool

940



Dimensions	24"H x 20"W x 20"D
Weight	31 lbs
Hardware	Steel base with locking casters

Grade	MSRP
COM	\$830.10
1	\$887.41
2	\$907.36
3	\$950.24
4	\$997.00
5	\$1,034.51
6	\$1,094.73
7	\$1,136.71
8	\$1,172.66
9	\$1,193.76

Mobile Bar Stool

950



Dimensions	30"H x 20"W x 20"D
Weight	33 lbs
Hardware	Steel base with locking casters

Grade	MSRP
COM	\$867.15
1	\$924.46
2	\$944.41
3	\$987.27
4	\$1,034.03
5	\$1,071.55
6	\$1,131.77
7	\$1,173.76
8	\$1,209.71
9	\$1,230.80

Upholstered Hierarchy Seating Upcharge

Available on all Hierarchy chairs and stools. Upcharge per chair listed.



Grade	MSRP
COM	\$128.66
1	\$166.17
2	\$179.19
3	\$204.92
4	\$237.78
5	\$262.32
6	\$301.71
7	\$329.18
8	\$352.68
9	\$366.50

Upholstered Seed Seating Upcharge

Available on all Seed chairs and stools. Upcharge per chair listed.



Grade	MSRP
COM	\$128.66
1	\$166.17
2	\$179.19
3	\$204.92
4	\$237.78
5	\$262.32
6	\$301.71
7	\$329.18
8	\$352.68
9	\$366.50

Round Seat Pad (3"H x 15"W)

115R3-VX



Grade	MSRP
COM	\$130.52
1	\$207.90
2	\$246.02
3	\$297.99
4	\$361.52
5	\$407.72
6	\$453.92
7	\$500.12
8	\$546.32
9	\$615.62

Dimensions	3"H x 15"W x 15"D
Weight	3 lbs

Round Seat Pad (5"H x 15"W)

115R5-VX



Grade	MSRP
COM	\$138.60
1	\$215.99
2	\$254.10
3	\$304.92
4	\$369.60
5	\$415.80
6	\$462.00
7	\$508.20
8	\$554.40
9	\$623.70

Dimensions	5"H x 15"W x 15"D
Weight	4 lbs

Round Seat Pad (3"H x 18"W)

118R3-VX



Grade	MSRP
COM	\$138.60
1	\$222.92
2	\$266.81
3	\$323.40
4	\$395.01
5	\$446.99
6	\$497.81
7	\$549.78
8	\$600.60
9	\$677.99

Dimensions	3"H x 18"W x 18"D
Weight	4 lbs

Round Seat Pad (5"H x 18"W)

118R5-VX



Grade	MSRP
COM	\$149.00
1	\$233.31
2	\$277.20
3	\$333.80
4	\$405.41
5	\$457.38
6	\$508.20
7	\$559.02
8	\$611.00
9	\$688.38

Dimensions	5"H x 18"W x 18"D
Weight	5 lbs

Square Seat Pad (3"H x 15"W)

115S3-VX

Grade	MSRP
COM	\$130.52
1	\$215.99
2	\$258.72
3	\$315.32
4	\$388.08
5	\$438.90
6	\$489.72
7	\$541.70
8	\$592.52
9	\$669.90



Dimensions	3"H x 15"W x 15"D
Weight	3 lbs

Square Seat Pad (5"H x 15"W)

115S5-VX

Grade	MSRP
COM	\$138.60
1	\$222.92
2	\$266.81
3	\$323.40
4	\$395.01
5	\$446.99
6	\$497.81
7	\$549.78
8	\$600.60
9	\$677.99



Dimensions	5"H x 15"W x 15"D
Weight	4 lbs

Square Seat Pad (3"H x 18"W)

118S3-VX

Grade	MSRP
COM	\$138.60
1	\$241.40
2	\$292.22
3	\$361.52
4	\$446.99
5	\$508.20
6	\$569.42
7	\$631.79
8	\$693.00
9	\$785.40



Dimensions	3"H x 18"W x 18"D
Weight	4 lbs

Square Seat Pad (5"H x 18"W)

118S5-VX

Grade	MSRP
COM	\$149.00
1	\$251.79
2	\$302.61
3	\$369.60
4	\$457.38
5	\$518.60
6	\$579.81
7	\$642.18
8	\$703.40
9	\$795.80



Dimensions	5"H x 18"W x 18"D
Weight	5 lbs

Lima Lounger (Small)

58581-VX-XXX



Color	MSRP
Buckskin	\$396.17
Charcoal	\$396.17
Lipstick	\$396.17
Navy	\$396.17
Purple	\$396.17
Sea Blue	\$396.17
Tide Pool	\$396.17

Dimensions	26"H x 46"W x 34"D
Weight	25 lbs

Swatches on p. 18

Lima Lounger (Large)

58580-VX-XXX



Color	MSRP
Buckskin	\$990.99
Charcoal	\$990.99
Lipstick	\$990.99
Navy	\$990.99
Purple	\$990.99
Sea Blue	\$990.99
Tide Pool	\$990.99

Dimensions	36"H x 64"W x 47"D
Weight	65 lbs

Swatches on p. 18

Lentil Round Lounger (Small)

58582-VX-XXX



Color	MSRP
Buckskin	\$396.17
Charcoal	\$396.17
Lipstick	\$396.17
Navy	\$396.17
Purple	\$396.17
Sea Blue	\$396.17
Tide Pool	\$396.17

Dimensions	16"H x 45"W x 45"D
Weight	20 lbs

Swatches on p. 18

Lentil Round Lounger (Large)

58583-VX-XXX



Color	MSRP
Buckskin	\$822.36
Charcoal	\$822.36
Lipstick	\$822.36
Navy	\$822.36
Purple	\$822.36
Sea Blue	\$822.36
Tide Pool	\$822.36

Dimensions	40"H x 48"W x 58"D
Weight	65 lbs

Swatches on p. 18

Pinto Pillow

58584-VX-XXX



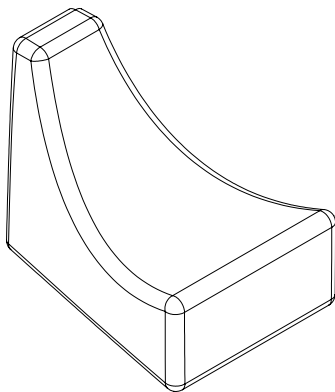
Dimensions	15"H x 44"W x 64"D
Weight	25 lbs

Color	MSRP
Buckskin	\$411.18
Charcoal	\$411.18
Lipstick	\$411.18
Navy	\$411.18
Purple	\$411.18
Sea Blue	\$411.18
Tide Pool	\$411.18

Swatches on p. 18

Chana Lounge Chair

58588-VX-XXX



Dimensions	30"H x 36"W x 28"D
Weight	8 lbs

Color	MSRP
Ginkgo	\$436.59
Jockey Red	\$436.59
Navy	\$436.59
Tuscan	\$436.59

Swatches on p. 18

Fava Lounge Chair

58589-VX-XXX



Dimensions	28"H x 26"W x 36"D
Weight	8 lbs

Color	MSRP
Ginkgo	\$472.40
Jockey Red	\$472.40
Navy	\$472.40
Tuscan	\$472.40

Swatches on p. 18

Square Ottoman

58585-VX-XXX




Dimensions	17"H x 17"W x 17"D
Weight	5 lbs

Color	MSRP
Ginkgo	\$211.37
Jockey Red	\$211.37
Navy	\$211.37
Tuscan	\$211.37

Swatches on p. 18

Round Ottoman

58586-VX-XXX



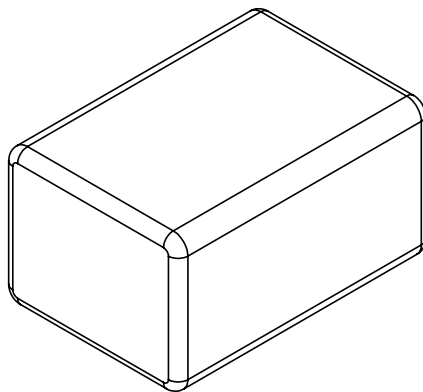
Dimensions	17"H x 21"W x 21"D
Weight	5 lbs

Color	MSRP
Ginkgo	\$231.00
Jockey Red	\$231.00
Navy	\$231.00
Tuscan	\$231.00

Swatches on p. 18

Rectangle Ottoman

58587-VX-XXX



Dimensions	14"H x 26"W x 18"D
Weight	7 lbs

Color	MSRP
Ginkgo	\$308.39
Jockey Red	\$308.39
Navy	\$308.39
Tuscan	\$308.39

Swatches on p. 18

Elate Task Chair

56584-VX



Grade	MSRP
COM	\$1,039.50
1	\$1,157.31
2	\$1,213.91
3	\$1,291.29
4	\$1,390.62
5	\$1,459.92
6	\$1,529.22
7	\$1,598.52
8	\$1,671.29
9	\$1,776.39

Dimensions	39.5" – 41.5"H x 24.3"W x 24.3"D
Weight	51 lbs

Elate Guest Chair

56585-VX



Grade	MSRP
COM	\$790.02
1	\$908.99
2	\$965.58
3	\$1,041.81
4	\$1,142.30
5	\$1,211.60
6	\$1,280.90
7	\$1,350.20
8	\$1,421.81
9	\$1,526.91

Dimensions	35" – 40"H x 23.5"W x 23"D
Weight	62 lbs

D.O.C. Partition (6'H x 4'W) – Fabric Panel Upcharge

661AD-XX-XXXX / Price listed is upcharge per board



Dimensions	73"H x 52"W x 20"D
Panel Dimensions	6'H x 4'W
Hardware	Platinum aluminum frame

Grade	MSRP
COM	\$99.94
1	\$347.38
2	\$417.57
3	\$568.66
4	\$732.82
5	\$866.06
6	\$1,077.82
7	\$1,225.35
8	\$1,352.64
9	\$1,426.39

D.O.C. Partition (6'H x 6'W) – Fabric Panel Upcharge

661AG-XX-XXXX / Price listed is upcharge per board



Dimensions	73"H x 76"W x 20"D
Panel Dimensions	6'H x 6'W
Hardware	Platinum aluminum frame

Grade	MSRP
COM	\$136.81
1	\$518.68
2	\$636.46
3	\$887.48
4	\$1,162.29
5	\$1,382.37
6	\$1,735.70
7	\$1,983.15
8	\$2,193.72
9	\$2,317.44

D.O.C. Partition (6'H x 8'W) – Fabric Panel Upcharge

661AH-XX-XXXX / Price listed is upcharge per board



Dimensions	73"H x 100"W x 20"D
Panel Dimensions	6'H x 8'W
Hardware	Platinum aluminum frame

Grade	MSRP
COM	\$159.41
1	\$609.10
2	\$749.49
3	\$1,051.66
4	\$1,379.99
5	\$1,645.28
6	\$2,068.80
7	\$2,365.02
8	\$2,618.42
9	\$2,767.13

Privacy Pod Upholstered (Tall + Power)

SG.SPP.UPP.533962.P



Grade	MSRP
COM	\$4,293.69
1	\$5,041.74
2	\$5,446.87
3	\$5,948.25
4	\$6,600.06
5	\$7,101.44
6	\$7,602.82
7	\$8,104.21
8	\$8,605.60
9	\$9,307.52

Dimensions | 62"H x 53"W x 39"D

Privacy Pod Upholstered (Short + Power)

SG.SPP.UPP.533948.P



Grade	MSRP
COM	\$4,211.64
1	\$4,924.98
2	\$5,259.99
3	\$5,715.80
4	\$6,308.34
5	\$6,764.13
6	\$7,219.95
7	\$7,675.75
8	\$8,131.56
9	\$8,769.68

Dimensions | 48"H x 53"W x 39"D

Privacy Pod Upholstered (Tall)

SG.SPP.UPP.533962.NP

Grade	MSRP
COM	\$3,906.24
1	\$4,690.91
2	\$5,059.43
3	\$5,560.82
4	\$6,212.61
5	\$6,714.00
6	\$7,215.37
7	\$7,716.78
8	\$8,218.16
9	\$8,920.09

Dimensions | 62"H x 53"W x 39"D

Privacy Pod Upholstered (Short)

SG.SPP.UPP.533948.NP

Grade	MSRP
COM	\$3,815.10
1	\$4,528.43
2	\$4,863.43
3	\$5,319.24
4	\$5,911.79
5	\$6,367.58
6	\$6,823.40
7	\$7,279.20
8	\$7,735.01
9	\$8,373.12

Dimensions | 48"H x 53"W x 39"D

Double Privacy Pod Upholstered (Tall + Power)

SG.DPP.UPP.793662.P



Grade	MSRP
COM	\$7,620.43
1	\$8,985.75
2	\$9,626.97
3	\$10,499.38
4	\$11,633.51
5	\$12,505.92
6	\$13,378.33
7	\$14,250.74
8	\$15,123.15
9	\$16,344.53

Dimensions | 62"H x 79"W x 36"D

Double Privacy Pod Upholstered (Tall)

SG.DPP.UPP.793662.NP

Grade	MSRP
COM	\$6,932.96
1	\$8,298.28
2	\$8,939.50
3	\$9,811.91
4	\$10,946.06
5	\$11,818.46
6	\$12,690.87
7	\$13,563.29
8	\$14,435.69
9	\$15,657.07

Dimensions | 62"H x 79"W x 36"D

Double Privacy Pod Upholstered (Short + Power)

SG.DPP.UPP.793648.P



Grade	MSRP
COM	\$7,474.82
1	\$8,716.02
2	\$9,298.94
3	\$10,092.05
4	\$11,123.08
5	\$11,916.17
6	\$12,709.28
7	\$13,502.38
8	\$14,295.47
9	\$15,405.82

Dimensions | 48"H x 79"W x 36"D

Double Privacy Pod Upholstered (Short)

SG.DPP.UPP.793648.NP

Grade	MSRP
COM	\$6,771.71
1	\$8,012.91
2	\$8,595.83
3	\$9,388.94
4	\$10,419.96
5	\$11,213.06
6	\$12,006.17
7	\$12,799.26
8	\$13,592.36
9	\$14,702.70

Dimensions | 48"H x 79"W x 36"D

Cocoon Bench + Back Rest

BM.CO.B.602930



Grade	MSRP
COM	\$4,639.64
1	\$5,050.35
2	\$5,268.45
3	\$5,565.19
4	\$5,950.96
5	\$6,247.68
6	\$6,544.42
7	\$6,841.16
8	\$7,137.90
9	\$7,553.34

Dimensions | 30"H x 60"W x 29"D

Cocoon Bench

BM.CO.B.602918.NB



Grade	MSRP
COM	\$3,122.83
1	\$4,073.14
2	\$4,192.10
3	\$4,353.95
4	\$4,564.36
5	\$4,726.23
6	\$4,888.09
7	\$5,049.95
8	\$5,211.80
9	\$5,438.40

Dimensions | 18"H x 60"W x 29"D

Cocoon Small Bench + Back Rest

BM.CO.B.512818



Grade	MSRP
COM	\$3,818.78
1	\$4,199.79
2	\$4,378.23
3	\$4,621.01
4	\$4,936.65
5	\$5,179.43
6	\$5,422.21
7	\$5,665.00
8	\$5,907.79
9	\$6,247.68

Dimensions | 30"H x 51"W x 28"D

Cocoon Small Bench

BM.CO.B.512818.NB



Grade	MSRP
COM	\$2,736.20
1	\$3,394.28
2	\$3,493.42
3	\$3,628.31
4	\$3,803.65
5	\$3,938.53
6	\$4,073.41
7	\$4,208.28
8	\$4,343.16
9	\$4,532.00

Dimensions | 18"H x 51"W x 28"D

Cocoon Media Space Straight Bench + Back Rest

BM.CO.B.492630

Grade	MSRP
COM	\$1,922.09
1	\$2,314.08
2	\$2,498.12
3	\$2,748.58
4	\$3,074.16
5	\$3,324.62
6	\$3,575.08
7	\$3,825.53
8	\$4,075.98
9	\$4,426.62

Dimensions | 30"H x 26"W x 30"D

Cocoon Media Space Curved Bench + Back Rest

BM.CO.B.552630

Grade	MSRP
COM	\$2,583.83
1	\$2,975.82
2	\$3,159.87
3	\$3,410.33
4	\$3,735.92
5	\$3,986.38
6	\$4,236.82
7	\$4,487.27
8	\$4,737.73
9	\$5,088.37

Dimensions | 30"H x 55"W x 26"D

Cocoon Media Space Straight Bench

BM.CO.B.492630.NB

Grade	MSRP
COM	\$1,509.67
1	\$1,814.56
2	\$1,957.70
3	\$2,152.50
4	\$2,405.73
5	\$2,600.53
6	\$2,795.33
7	\$2,990.12
8	\$3,184.93
9	\$3,457.63

Dimensions | 18"H x 26"W x 30"D

Cocoon Media Space Curved Bench


BM.CO.B.552630.NB

Grade	MSRP
COM	\$2,154.16
1	\$2,371.94
2	\$2,474.20
3	\$2,613.34
4	\$2,794.21
5	\$2,933.36
6	\$3,072.50
7	\$3,211.64
8	\$3,350.79
9	\$3,545.58

Dimensions | 18"H x 55"W x 26"D

Cocoon Community Table Bench (53")

BM.CO.B.531718




Grade	MSRP
COM	\$4,271.29
1	\$5,142.39
2	\$5,551.39
3	\$6,107.95
4	\$6,831.46
5	\$7,388.05
6	\$7,944.61
7	\$8,501.16
8	\$9,057.74
9	\$9,836.93

Dimensions | 18"H x 53"W x 17"D

Cocoon Community Table Bench (65")

BM.CO.B.651718




Grade	MSRP
COM	\$3,354.84
1	\$4,032.36
2	\$4,350.45
3	\$4,783.34
4	\$5,346.09
5	\$5,778.95
6	\$6,211.84
7	\$6,644.72
8	\$7,077.61
9	\$7,683.62

Dimensions | 18"H x 65"W x 17"D

Cocoon Community Table Bench (77")

BM.CO.B.771718




Grade	MSRP
COM	\$5,741.87
1	\$6,612.94
2	\$7,021.94
3	\$7,578.52
4	\$8,302.04
5	\$8,858.62
6	\$9,415.15
7	\$9,971.73
8	\$10,528.29
9	\$11,307.47

Dimensions | 18"H x 77"W x 17"D

Cocoon Community Table Bench (89")

BM.CO.B.891718



Grade	MSRP
COM	\$4,787.04
1	\$5,270.98
2	\$5,498.21
3	\$5,807.42
4	\$6,209.36
5	\$6,518.57
6	\$6,827.77
7	\$7,136.98
8	\$7,446.19
9	\$7,879.05

Dimensions | 18"H x 89"W x 17"D

Schoolworks Straight Storage Low Ottoman (12")

SG.SW.B.422112



Grade	MSRP
COM	\$829.72
1	\$1,003.93
2	\$1,085.73
3	\$1,197.05
4	\$1,341.77
5	\$1,453.07
6	\$1,564.38
7	\$1,675.70
8	\$1,787.01
9	\$1,942.84

Dimensions | 12"H x 42"W x 21"D

Schoolworks Straight Storage Medium Ottoman (15")

SG.SW.B.422115




Grade	MSRP
COM	\$845.08
1	\$1,041.05
2	\$1,133.10
3	\$1,258.32
4	\$1,421.12
5	\$1,546.36
6	\$1,671.57
7	\$1,796.80
8	\$1,922.04
9	\$2,097.34

Dimensions | 15"H x 42"W x 21"D

Schoolworks Straight Storage High Ottoman (18")

SG.SW.B.422118



Grade	MSRP
COM	\$873.96
1	\$1,091.75
2	\$1,194.00
3	\$1,333.13
4	\$1,514.01
5	\$1,653.16
6	\$1,792.30
7	\$1,931.44
8	\$2,070.57
9	\$2,265.37

Dimensions | 18"H x 42"W x 21"D

Schoolworks Curved Storage Low Ottoman (12")

SG.SW.B.422312



Grade	MSRP
COM	\$768.34
1	\$942.54
2	\$1,024.34
3	\$1,135.66
4	\$1,280.38
5	\$1,391.68
6	\$1,502.99
7	\$1,614.31
8	\$1,725.63
9	\$1,881.46

Dimensions | 12"H x 42"W x 23"D

Schoolworks Curved Storage Medium Ottoman (15")

SG.SW.B.422315



Grade	MSRP
COM	\$780.85
1	\$976.82
2	\$1,068.87
3	\$1,194.09
4	\$1,356.89
5	\$1,482.13
6	\$1,607.34
7	\$1,732.57
8	\$1,857.80
9	\$2,033.12

Dimensions | 15"H x 42"W x 23"D

Schoolworks Curved Storage High Ottoman (18")

SG.SW.B.422318



Grade	MSRP
COM	\$801.60
1	\$1,019.40
2	\$1,121.64
3	\$1,260.78
4	\$1,441.67
5	\$1,580.80
6	\$1,719.94
7	\$1,859.08
8	\$1,998.22
9	\$2,193.03

Dimensions | 18"H x 42"W x 23"D

Urdu Stool – Round (24")

SG.UR.RD.CO



Grade	MSRP
COM	\$887.48
1	\$931.11
2	\$983.22
3	\$1,054.13
4	\$1,146.30
5	\$1,217.19
6	\$1,288.10
7	\$1,359.01
8	\$1,429.96
9	\$1,529.20

Dimensions | 24"H x 18.5"W x 18.5"D

Urdu Stool – Square (24")

SG.UR.SQ.CO



Grade	MSRP
COM	\$887.48
1	\$931.11
2	\$983.22
3	\$1,054.13
4	\$1,146.30
5	\$1,217.19
6	\$1,288.10
7	\$1,359.01
8	\$1,429.96
9	\$1,529.20

Dimensions | 24"H x 18.5"W x 18.5"D

Urdu Stool – Round (30")

SG.UR.RD.BH



Grade	MSRP
COM	\$895.81
1	\$938.65
2	\$990.79
3	\$1,061.69
4	\$1,153.86
5	\$1,224.76
6	\$1,295.66
7	\$1,366.56
8	\$1,437.52
9	\$1,536.77

Dimensions | 30"H x 18.5"W x 18.5"D

Urdu Stool – Square (30")

SG.UR.SQ.BH



Grade	MSRP
COM	\$895.81
1	\$938.65
2	\$990.79
3	\$1,061.69
4	\$1,153.86
5	\$1,224.76
6	\$1,295.66
7	\$1,366.56
8	\$1,437.52
9	\$1,536.77

Dimensions | 30"H x 18.5"W x 18.5"D

COM Yardage Table

Part No.	Item	Plain Goods COM Yardage
1000B-COM	Single Bench (COM)	1.5
1000T-COM	Single Bench + Table Top (COM)	1
1000C-COM	Chair - Armless (COM)	2.75
1000CRH-COM	Chair - Right Arm (COM)	3.75
1000CLH-COM	Chair - Left Arm (COM)	3.75
1000CLR-COM	Chair - Both Arms (COM)	4.75
1000CM-COM	Chair - Armless + Mobility Package (COM)	2.75
1000CLRM-COM	Chair - Both Arms + Mobility Package (COM)	4.75
2000B-COM	Double Bench (COM)	3
2000T-COM	Double Bench - Table Top (COM)	2
2000C-COM	Loveseat - Armless (COM)	4
2000CRH-COM	Loveseat - Right Arm (COM)	5
2000CLH-COM	Loveseat - Left Arm (COM)	5
2000CLR-COM	Loveseat - Both Arms (COM)	6
2000BM-COM	Mid Back Loveseat - Armless (COM)	5
2000BMS-29-COM	Mid Back Loveseat - Armless + Back Shelf (29"H) (COM)	5
2000BMS-36-COM	Mid Back Loveseat - Armless + Back Shelf (36"H) (COM)	5
2000MB-COM	Mid Back Loveseat - Both Arms (COM)	9
2000MBS-29-COM	Mid Back Loveseat - Both Arms + Back Shelf (29"H) (COM)	9
2000MBS-36-COM	Mid Back Loveseat - Both Arms + Back Shelf (36"H) (COM)	9
2000BH-COM	High Back Loveseat - Armless (COM)	6
2000BHS-29-COM	High Back Loveseat - Armless + Back Shelf (29"H) (COM)	6
2000BHS-36-COM	High Back Loveseat - Armless + Back Shelf (36"H) (COM)	6
2000BHS-42-COM	High Back Loveseat - Armless + Back Shelf (42"H) (COM)	6
2000HB-COM	High Back Loveseat - Both Arms (COM)	11
2000HBS-29-COM	High Back Loveseat - Both Arms + Back Shelf (29"H) (COM)	11
2000HBS-36-COM	High Back Loveseat - Both Arms + Back Shelf (36"H) (COM)	11
2000HBS-42-COM	High Back Loveseat - Both Arms + Back Shelf (42"H) (COM)	11
2500B-COM	Triple Bench (COM)	5
2500C-COM	Sofa - Armless (COM)	8
2500CRH-COM	Sofa - Right Arm (COM)	9
2500CLH-COM	Sofa - Left Arm (COM)	9
2500CLR-COM	Sofa - Both Arms (COM)	11
5000SBT-COM	Corner Bench - Square - Table Top (COM)	1.25
5000SB-COM	Corner Bench - Square (COM)	2.75
6000RBT-COM	Corner Bench - Round - Table Top (COM)	1.25

COM Yardage Table

Part No.	Item	Plain Goods COM Yardage
6000RB-COM	Corner Bench - Round (COM)	2.75
3000B-COM	22.5° Wedge Bench (COM)	2
3000T-COM	22.5° Wedge Bench - Table Top (COM)	1
3000CIB-COM	22.5° Inside Wedge Chair - Armless (COM)	3
3000CIBRH-COM	22.5° Inside Wedge Chair - Right Arm (COM)	4
3000CIBLH-COM	22.5° Inside Wedge Chair - Left Arm (COM)	4
3000CIBLR-COM	22.5° Inside Wedge Chair - Both Arms (COM)	5
3000COB-COM	22.5° Outside Wedge Chair - Armless (COM)	2.75
3000COBRH-COM	22.5° Outside Wedge Chair - Right Arm (COM)	3.75
3000COBLH-COM	22.5° Outside Wedge Chair - Left Arm (COM)	3.75
3000COBLR-COM	22.5° Outside Wedge Chair - Both Arms (COM)	4.5
4000B-COM	45° Wedge Bench (COM)	2.25
4000T-COM	45° Wedge Bench - Table Top (COM)	1.5
4000CIB-COM	45° Inside Wedge Chair - Armless (COM)	3.5
4000CIBRH-COM	45° Inside Wedge Chair - Right Arm (COM)	4.5
4000CIBLH-COM	45° Inside Wedge Chair - Left Arm (COM)	4.5
4000CIBLR-COM	45° Inside Wedge Chair - Both Arms (COM)	5.5
4000COB-COM	45° Outside Wedge Chair - Armless (COM)	3.25
4000COBRH-COM	45° Outside Wedge Chair - Right Arm (COM)	4.25
4000COBLH-COM	45° Outside Wedge Chair - Left Arm (COM)	4.25
4000COBLR-COM	45° Outside Wedge Chair - Both Arms (COM)	5.25
1000CHBT-COM	Orbit Chair (COM)	5
1000CHBTS-29-COM	Orbit Chair + Back Shelf (29"H) (COM)	5
1000CHBTS-42-COM	Orbit Chair + Back Shelf (42"H) (COM)	5
2000CHBT-COM	Orbit Loveseat (COM)	7
2000CHBTS-29-COM	Orbit Loveseat + Back Shelf (29"H) (COM)	7
2000CHBTS-42-COM	Orbit Loveseat + Back Shelf (42"H) (COM)	7
4000CHBT-COM	Orbit 45° Wedge Chair (COM)	6
4000CHBTS-29-COM	Orbit 45° Wedge Chair + Back Shelf (29"H) (COM)	6
4000CHBTS-42-COM	Orbit 45° Wedge Chair + Back Shelf (42"H) (COM)	6
970-COM	Pouf Stool (COM)	1
970T-COM	Pouf Stool - Table Top (COM)	0.75
980L-COM	Round Stool - Low (COM)	1
980M-COM	Round Stool - Medium (COM)	1.5
980H-COM	Round Stool - High (COM)	2
990L-COM	Square Stool - Low (COM)	1

COM Yardage Table

Part No.	Item	Plain Goods COM Yardage
990M-COM	Square Stool – Medium (COM)	1.5
990H-COM	Square Stool – High (COM)	2
1500S-COM	Variable Height Ottoman – 60° Curve – Low (COM)	2
1500ST-COM	Variable Height Ottoman – 60° Curve – Low – Table Top (COM)	1.75
1500M-COM	Variable Height Ottoman – 60° Curve – Medium (COM)	2
1500MT-COM	Variable Height Ottoman – 60° Curve – Medium – Table Top (COM)	1.75
1500H-COM	Variable Height Ottoman – 60° Curve – High (COM)	2
1500HT-COM	Variable Height Ottoman – 60° Curve – High – Table Top (COM)	1.75
1400S-COM	Variable Height Ottoman – Rectangle – Low (COM)	1.5
1400ST-COM	Variable Height Ottoman – Rectangle – Low – Table Top (COM)	2
1400M-COM	Variable Height Ottoman – Rectangle – Medium (COM)	2
1400MT-COM	Variable Height Ottoman – Rectangle – Medium – Table Top (COM)	1.25
1400H-COM	Variable Height Ottoman – Rectangle – High (COM)	1.75
1400HT-COM	Variable Height Ottoman – Rectangle – High – Table Top (COM)	1.75
900S-COM	Shapes Bench (COM)	1.83
900T-COM	Shapes Bench – Table Top (COM)	1
1100S-COM	Chevron Bench (COM)	1.75
1100T-COM	Chevron Bench – Table Top (COM)	1
1200S-COM	Cloud 9 Bench (COM)	3
1200T-COM	Cloud 9 Bench – Table Top (COM)	2.25
1300S-COM	Quad Bench (COM)	3
1300T-COM	Quad Bench – Table Top (COM)	2
10HS-COM	Boomerang Bench (COM)	2.5
10HST-COM	Boomerang Bench – Table Top (COM)	1.25
11RS-COM	Fender by MooreCo Bench (COM)	2.5
11RST-COM	Fender by MooreCo Bench – Table Top (COM)	1.5
16JS-COM	Creator Trapezoid Bench (COM)	3
16JST-COM	Creator Trapezoid Bench – Table Top (COM)	2
16MS-COM	Creator Square Bench (COM)	3
16MST-COM	Creator Square Bench – Table Top (COM)	2
16NS-COM	Creator Half Round Bench (COM)	3
16NST-COM	Creator Half Round Bench – Table Top (COM)	2
16PS-COM	Creator Chevron Bench (COM)	2
16PST-COM	Creator Chevron Bench – Table Top (COM)	1.25
16QS-COM	Creator Rectangle Bench (COM)	4
16QST-COM	Creator Rectangle Bench – Table Top (COM)	2

COM Yardage Table

Part No.	Item	Plain Goods COM Yardage
16KS-COM	Creator Triangle Bench (COM)	4
16KST-COM	Creator Triangle Bench – Table Top (COM)	2
7000B-COM	Kids Single Bench (COM)	1
7000T-COM	Kids Single Bench – Table Top (COM)	0.75
7000C-COM	Kids Chair – Armless (COM)	1.5
7000CRH-COM	Kids Chair – Right Arm (COM)	2.15
7000CLH-COM	Kids Chair – Left Arm (COM)	2.15
7000CLR-COM	Kids Chair – Both Arms (COM)	2.8
7000CM-COM	Kids Chair – Armless + Mobility Package (COM)	1.5
7500C-COM	Kids Loveseat – Armless (COM)	2.25
7500CRH-COM	Kids Loveseat – Right Arm (COM)	2.4
7500CLH-COM	Kids Loveseat – Left Arm (COM)	2.4
7500CLR-COM	Kids Loveseat – Both Arms (COM)	3
8500SBT-COM	Kids Corner Bench – Square (COM)	1
8500RBT-COM	Kids Corner Bench – Round (COM)	1
8000B-COM	Kids 22.5° Wedge Bench (COM)	1.75
8000T-COM	Kids 22.5° Wedge Bench – Table Top (COM)	1
8000CIB-COM	Kids 22.5° Inside Wedge Chair – Armless (COM)	2.25
8000CIBRH-COM	Kids 22.5° Inside Wedge Chair – Right Arm (COM)	2.9
8000CIBLH-COM	Kids 22.5° Inside Wedge Chair – Left Arm (COM)	2.9
8000COB-COM	Kids 22.5° Outside Wedge Chair – Armless (COM)	2
8000COBRH-COM	Kids 22.5° Outside Wedge Chair – Right Arm (COM)	2.65
8000COBLH-COM	Kids 22.5° Outside Wedge Chair – Left Arm (COM)	2.65
915S-COM	Kids Shapes Bench (COM)	1
915T-COM	Kids Shapes Bench – Table Top (COM)	1
97R105-VX-COM	Dot Rocking Stool (15") – Xtra Low (COM)	0.9
97R112-VX-COM	Dot Rocking Stool (15") – Low (COM)	0.9
97R115-VX-COM	Dot Rocking Stool (15") – Medium (COM)	0.9
97R118-VX-COM	Dot Rocking Stool (15") – High (COM)	1.2
96R105-VX-COM	Dot Rocking Stool (18") – Xtra Low (COM)	1
96R112-VX-COM	Dot Rocking Stool (18") – Low (COM)	1
96R115-VX-COM	Dot Rocking Stool (18") – Medium (COM)	1
96R118-VX-COM	Dot Rocking Stool (18") – High (COM)	1.3
30BSL-COM	Blossom Petal Stool – Legs (COM)	1
30BSC-COM	Blossom Petal Stool – Casters (COM)	1
30BSG-COM	Blossom Petal Stool – Glides (COM)	1

COM Yardage Table

Part No.	Item	Plain Goods COM Yardage
26BOL-COM	Blossom Ottoman (26") – Legs (COM)	2
26BOC-COM	Blossom Ottoman (26") – Casters (COM)	2
26BOG-COM	Blossom Ottoman (26") – Glides (COM)	2
26BOLT-COM	Blossom Ottoman (26") – Table Top – Legs (COM)	1.75
26BOCT-COM	Blossom Ottoman (26") – Table Top – Casters (COM)	1.75
26BOGT-COM	Blossom Ottoman (26") – Table Top – Glides (COM)	1.75
30BOL-COM	Blossom Ottoman (30") – Legs (COM)	2
30BOC-COM	Blossom Ottoman (30") – Casters (COM)	2
30BOG-COM	Blossom Ottoman (30") – Glides (COM)	2
30BOLT-COM	Blossom Ottoman (30") – Table Top – Legs (COM)	1.75
30BOCT-COM	Blossom Ottoman (30") – Table Top – Casters (COM)	1.75
30BOGT-COM	Blossom Ottoman (30") – Table Top – Glides (COM)	1.75
36BOL-COM	Blossom Ottoman (36") – Legs (COM)	2.5
36BOC-COM	Blossom Ottoman (36") – Casters (COM)	2.5
36BOG-COM	Blossom Ottoman (36") – Glides (COM)	2.5
36BOLT-COM	Blossom Ottoman (36") – Table Top – Legs (COM)	1.75
36BOCT-COM	Blossom Ottoman (36") – Table Top – Casters (COM)	1.75
36BOGT-COM	Blossom Ottoman (36") – Table Top – Glides (COM)	1.75
42BOL-COM	Blossom Ottoman (42") – Legs (COM)	3
42BOC-COM	Blossom Ottoman (42") – Casters (COM)	3
42BOG-COM	Blossom Ottoman (42") – Glides (COM)	3
42BOLT-COM	Blossom Ottoman (42") – Table Top – Legs (COM)	2.25
42BOCT-COM	Blossom Ottoman (42") – Table Top – Casters (COM)	2.25
42BOGT-COM	Blossom Ottoman (42") – Table Top – Glides (COM)	2.25
TS1001-COM	Elevate Steps 2-Tier Straight Seat (COM)	5.5
TS1002-COM	Elevate Steps 3-Tier Straight Seat (COM)	5.5
TS1003-COM	Elevate Steps 2-Tier Outside Wedge (COM)	6
TS1004-COM	Elevate Steps 3-Tier Outside Wedge (COM)	6
TS1005-COM	Elevate Steps 2-Tier Inside Wedge (COM)	6
TS1006-COM	Elevate Steps 3-Tier Inside Wedge (COM)	6
TS1007-COM	Elevate Steps 2-Tier Inside Corner (COM)	6
TS1008-COM	Elevate Steps 2-Tier Outside Corner (COM)	6
TS1009-COM	Elevate Steps 2-Tier Inside 45° Wedge (COM)	6
TS1010-COM	Elevate Steps 3-Tier Inside 45° Wedge (COM)	6
TS1011-COM	Elevate Steps 2-Tier Outside 45° Wedge (COM)	6
TS1012-COM	Elevate Steps 3-Tier Outside 45° Wedge (COM)	6

COM Yardage Table

Part No.	Item	Plain Goods COM Yardage
TS1020-COM	Elevate Wind Lounge Chair (COM)	2.25
TS1021-COM	Elevate Wind 2-Sided Lounge Chair (COM)	3.5
TS1022-COM	Elevate Wind 1-1/2 Seat Lounge Chair (COM)	3.3
TS1023-COM	Elevate Wind 2-Sided 1-1/2 Seat Lounge Chair (COM)	4.5
TS1024-COM	Elevate Wind Loveseat (COM)	4.1
TS1025-COM	Elevate Wind 2-Sided Loveseat (COM)	6.5
TS1026-COM	Elevate Wind Corner Lounge Chair (COM)	4.5
TS1027-COM	Elevate Wind Sofa (COM)	5.75
TS1028-COM	Elevate Wind 1-1/2 Seat Bench (COM)	2.75
TS1029-COM	Elevate Wind 2-Seat Bench (COM)	3
TS1030-COM	Elevate Wind 3-Seat Bench (COM)	4.25
TS1031-COM	Elevate Wind Octagonal Ottoman (COM)	3.25
TS1032-COM	Elevate Wind Quartile Bench (COM)	2
TS1033-COM	Elevate Wind Quartile Chair (COM)	3.75
TS1034-COM	Elevate Wind Cube (COM)	2.25
TS1035-COM	Elevate Wind Round Ottoman – 20" (COM)	2
TS1036-COM	Elevate Wind Round Ottoman – 24" (COM)	2.25
TS1037-COM	Elevate Wind 90° Inside Arch (COM)	7.75
TS1038-COM	Elevate Wind 90° Outside Arch (COM)	6.25
TS1039-COM	Elevate Wind 90° Arch Bench (COM)	4.5
TS1040-COM	Elevate Wind Crescent Bench (COM)	3.5
TS1041-COM	Elevate Wind Hexagonal Ottoman (COM)	3.5
TS1042-COM	Elevate Wind Wedge Pillow (COM)	1
7000RC-VX-COM	Soft Sway Rocking Chair (Small) (COM)	2.5
1000RC-VX-COM	Soft Sway Rocking Chair (Large) (COM)	3.25
940-COM	Mobile Counter Height Stool – 24"H (COM)	0.75
950-COM	Mobile Bar Height Stool – 30"H (COM)	0.75
HIERUPHSEAT-COM	Hierarchy Upholstered Seat Upcharge (COM)	0.5
SEEDUPHSEAT-COM	Seed Upholstered Seat Upcharge (COM)	0.5
115R3-VX-COM	Round Seat Pad (3"H x 15"W) (COM)	0.9
115R5-VX-COM	Round Seat Pad (5"H x 15"W) (COM)	0.9
118R3-VX-COM	Round Seat Pad (3"H x 18"W) (COM)	1
118R5-VX-COM	Round Seat Pad (5"H x 18"W) (COM)	1
115S3-VX-COM	Square Seat Pad (3"H x 15"W) (COM)	1
115S5-VX-COM	Square Seat Pad (5"H x 15"W) (COM)	1
118S3-VX-COM	Square Seat Pad (3"H x 18"W) (COM)	1.2

COM Yardage Table

Part No.	Item	Plain Goods COM Yardage
11885-VX-COM	Square Seat Pad (5"H x 18"W) (COM)	1.2
58581-VX-COM	Beanies – Indoor Lima Lounger (Small) (COM)	
58580-VX-COM	Beanies – Indoor Lima Lounger (Large) (COM)	
58582-VX-COM	Beanies – Indoor Lentil Round Lounger (Small) (COM)	
58583-VX-COM	Beanies – Indoor Lentil Round Lounger (Large) (COM)	
58584-VX-COM	Beanies – Indoor Pinto Pillow (COM)	
58588-VX-COM	Beanies – Outdoor Chana Lounge Chair (COM)	
58589-VX-COM	Beanies – Outdoor Fava Lounge Chair (COM)	
58585-VX-COM	Beanies – Outdoor Square Ottoman (COM)	
58586-VX-COM	Beanies – Outdoor Round Ottoman (COM)	
58587-VX-COM	Beanies – Outdoor Rectangle Ottoman (COM)	
56584-VX-COM	Elate Task Chair (COM)	1.5
56585-VX-COM	Elate Guest Chair (COM)	1.5
661AD-XX-COM	DOC Partition (6'H x 4'W) – Fabric Panel Upcharge (COM)	3
661AG-XX-COM	DOC Partition (6'H x 6'W) – Fabric Panel Upcharge (COM)	5
661AH-XX-COM	DOC Partition (6'H x 8'W) – Fabric Panel Upcharge (COM)	6
SG.SPP.UPP.533962.P-XXXX-XX-COM	Privacy Pod – Tall + Power (COM)	11
SG.SPP.UPP.533962.NP-XXXX-XX-COM	Privacy Pod – Tall (COM)	11
SG.SPP.UPP.533948.P-XXXX-XX-COM	Privacy Pod – Short + Power (COM)	10
SG.SPP.UPP.533948.NP-XXXX-XX-COM	Privacy Pod – Short (COM)	10
SG.DPP.UPP.793662.P-XXXX-XX-COM	Double Privacy Pod – Tall + Power (COM)	16.5
SG.DPP.UPP.793662.NP-XXXX-XX-COM	Double Privacy Pod – Tall (COM)	16.5
SG.DPP.UPP.793648.P-XXXX-XX-COM	Double Privacy Pod – Short + Power (COM)	15
SG.DPP.UPP.793648.NP-XXXX-XX-COM	Double Privacy Pod – Short (COM)	15
BM.CO.B.602930-COM	Cocoon Bench + Back Rest (COM)	5.5
BM.CO.B.602918.NB-COM	Cocoon Bench (COM)	3.5
BM.CO.B.512818-COM	Cocoon Small Bench + Back Rest (COM)	4
BM.CO.B.512818.NB-COM	Cocoon Small Bench (COM)	2.5
BM.CO.B.492630-COM	Cocoon MediaSpace Straight Bench + Back Rest (COM)	4.5
BM.CO.B.492618.NB-COM	Cocoon MediaSpace Straight Bench (COM)	3.5
BM.CO.B.552630-COM	Cocoon MediaSpace Curved Bench + Back Rest (COM)	4.5
BM.CO.B.552618.NB-COM	Cocoon MediaSpace Curved Bench (COM)	2.5
BM.CO.B.531718-XXXX-COM	Cocoon Community Table Bench – 53" (COM)	1.5
BM.CO.B.651718-XXXX-COM	Cocoon Community Table Bench – 65" (COM)	2
BM.CO.B.771718-XXXX-COM	Cocoon Community Table Bench – 77" (COM)	2.25
BM.CO.B.891718-XXXX-COM	Cocoon Community Table Bench – 89" (COM)	2.5

COM Yardage Table

Part No.	Item	Plain Goods COM Yardage
SG.SW.B.422112-COM	Straight Storage Low Ottoman (12"H) (COM)	2
SG.SW.B.422115-COM	Straight Storage Medium Ottoman (15"H) (COM)	2.25
SG.SW.B.422118-COM	Straight Storage High Ottoman (18"H) (COM)	2.5
SG.SW.B.422312-COM	Curved Storage Low Ottoman (12"H) (COM)	2
SG.SW.B.422315-COM	Curved Storage Medium Ottoman (15"H) (COM)	2.25
SG.SW.B.422318-COM	Curved Storage High Ottoman (18"H) (COM)	2.5
SG.UR.RD.CO-XXX-COM	Urdu Stool (24"H) - Round (COM)	1.2
SG.UR.RD.BH-XXX-COM	Urdu Stool (30"H) - Round (COM)	1.2
SG.UR.SQ.CO-XXX-COM	Urdu Stool (24"H) - Square (COM)	1.2
SG.UR.SQ.BH-XXX-COM	Urdu Stool (30"H) - Square (COM)	1.2



COM Approval Form

All COM must be approved. If your order has been placed, please list PO# _____

For COM approval ship to:

COM and COL must be identified as follows:

1. Name and address
2. Your purchase order number
3. Our style number to which fabric is to be applied
4. Supplier name and fabric name, number, and color

MooreCo
1307 Davis Street
Morristown, TN 37814

Photocopy this form and submit with COM fabric for approval. This fabric approval is for the purpose of advising how to apply your COM fabric, verify yardage required, and suitability of fabric.

COLLECT SHIPMENTS WILL NOT BE ACCEPTED. SHIPMENT SCHEDULE WILL BE GIVEN WHEN ALL FABRIC IS RECEIVED FOR ENTIRE ORDER. YARDAGE REQUIREMENTS LISTED IN PRICE LIST ARE BASED ON PLAIN GOODS 54" WIDE. Fabrics less than 54" wide, or those requiring matching (stripes, plaids, prints, large patterns) will require additional yardage based on the fabric used and the item ordered. FABRIC WITH NAP: IF USING MOHAIR, VELVET, OR ANY FABRIC WITH A NAP, INCREASE YARDAGE REQUIRED BY 11%. CONSULT MATRIX BELOW FOR ADDITIONAL YARDAGE NEEDED.

COM INCREASE MATRIX - This table is a general guide.

FABRIC WIDTH	PLAIN FABRIC	UP TO 7" REPEAT	8" - 13" REPEAT	14" - 21" REPEAT	22" - 27" REPEAT	28" - 33" REPEAT	34" - 40" REPEAT	41" - 48" REPEAT
54"	0%	20%	25%	30%	40%	50%	60%	70%
51" - 53"	15%	25%	30%	35%	45%	60%	70%	80%
48" - 50"	20%	30%	35%	40%	50%	65%	75%	85%
45" - 47"	30%	45%	50%	55%	60%	80%	90%	100%
36" - 44"	50%	65%	70%	75%	80%	100%	110%	120%

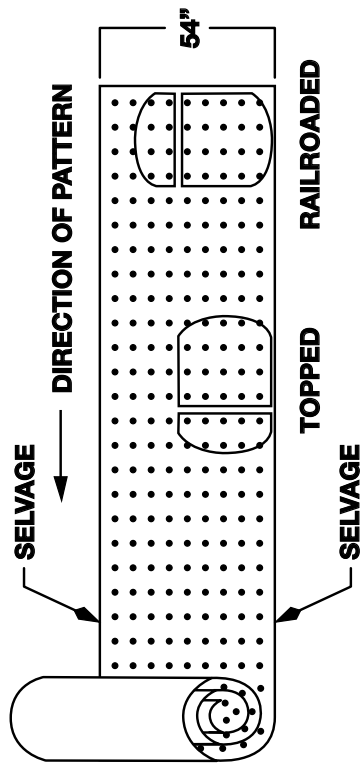
FABRIC WITH DOUBLE REPEAT: IF USING A FABRIC WITH A DOUBLE REPEAT, PLEASE FOLLOW THIS FORMULA: TAKE THE TOTAL AMOUNT OF THE LARGER AND HALF OF THE SMALLER REPEAT, ADD TOGETHER TO FIND THE CORRECT OVERALL REPEAT. EXAMPLE: 10" VERTICAL WITH 14" HORIZONTAL WOULD BE 14 + 5 = 19. IF FABRIC COMES ON MULTIPLE ROLLS, ONE ADDITIONAL YARD PER ROLL NEEDS TO BE ADDED TO THE YARDAGE REQUIREMENTS.

SPECIAL NOTE: WE CAN ASSUME NO RESPONSIBILITY FOR THE DURABILITY OF TAILORING QUALITY OF CUSTOMER FURNISHED COVERINGS (COM).

ADDITIONAL NOTES:

- Orders cannot go into production without the information listed below.
- Attach memo sample to this approval sheet.

The cost of the COM sample will be paid by the client. Even after preliminary approval, MooreCo reserves the right to reject COM/COL if necessary when the quality is not satisfactory for the product to be upholstered. MooreCo assumes no responsibility for its overall appearance, flammability, durability, colorfastness or any other quality after upholstered on a MooreCo product.



Your Company Name: _____

Phone: _____ Fax: _____

Material Supplier: _____ Material Name: _____ Material Number: _____

Material Color: _____ Width: _____ Vertical Repeat: _____ Horizontal Repeat: _____

Fiber Content: _____ Direction stripe/pattern to be applied: _____

COM to be used on the following products:

- | | |
|--------------------|------------|
| Name/Number: _____ | Qty: _____ |
| Name/Number: _____ | Qty: _____ |
| Name/Number: _____ | Qty: _____ |
| Name/Number: _____ | Qty: _____ |



MOORECO™

MooreCo, Inc.
2885 Lorraine Ave | Temple, TX 76501
800.749.2258
www.moorecoinc.com