

# visual communication

PRODUCT GUIDE 2023



MOORECO™



**MooreCo Inc.**

2885 Lorraine Avenue | Temple, TX 76501

p: 800.749.2258 | f: 866.888.7483

[www.moorecoinc.com](http://www.moorecoinc.com)

**©2022 MooreCo, Inc. All rights reserved.**

MooreCo, Inc. reserves the right to correct pricing or copy errors.

Due to the current volatility in the price of raw and finished materials, please refer to our web site for the latest price list for pricing. Since individual items are subject to availability of materials from our suppliers, we reserve the right to limit quantities.

All shipping weights are nominal and may vary depending on items and quantities ordered. When ordering please contact MooreCo customer service at 1-800-749-2258 for accurate shipping rates and lead times.

Board dimensions reflect panel sizes prior to framing. All boards listed as 3'H x 4'W actually measure 33-3/4"H x 48"W due to shipping restrictions. Dimensions on all glass dry erase boards are estimated and may vary slightly.

**Return Policy:** A return authorization is required for the return of any merchandise. All requests for returns should be made within 90 (ninety) days of receipt of merchandise. The dealer may be responsible for restock and return freight charges. Returned products must be unused, undamaged, and in the original packaging. Please contact customer service for more details. Returned merchandise may be subject to a restocking fee.

**Restocking Fee:** Returned merchandise will be subject to a restocking fee.

**Non-Returnable Merchandise:** All boards and furniture which have been custom sized, custom framed, or customized to specifications will be considered a non-returnable item.

# table of contents:

## I. Markerboards

Glass Boards . . . . .	6-7
Porcelain Steel Whiteboards . . . . .	8-10
Dura-Rite® Whiteboards . . . . .	11
Magne-Rite Whiteboards . . . . .	11
TuF-Rite™ Whiteboards . . . . .	11
Small Boards . . . . .	12
Combination Boards . . . . .	12
Track Systems . . . . .	13

## II. Tackboards

Natural Cork Tackboards . . . . .	16
Colored Cork Tackboards . . . . .	17
Fabric Tackboards . . . . .	17
Vinyl Tackboards . . . . .	18
Display Rails & Panels . . . . .	18-19

## III. Mobile Boards & Easels

Mobile Glass Boards . . . . .	22-23
Mobile Boards . . . . .	24-25
D.O.C.s . . . . .	26-27
Easels . . . . .	28
Room Dividers & Display Panels . . . . .	29

## IV. Wall Coverings & Resurfacing


Glass Wall Systems . . . . .	32-33
Whiteboard Resurfacing . . . . .	34-35
Tackboard Resurfacing . . . . .	36-37

## V. Enclosed Boards & Cabinets

Bulletin Board Cabinets . . . . .	40-41
Display Cases . . . . .	42-43

## VI. Accessories

Accessories . . . . .	44-45
-----------------------	-------



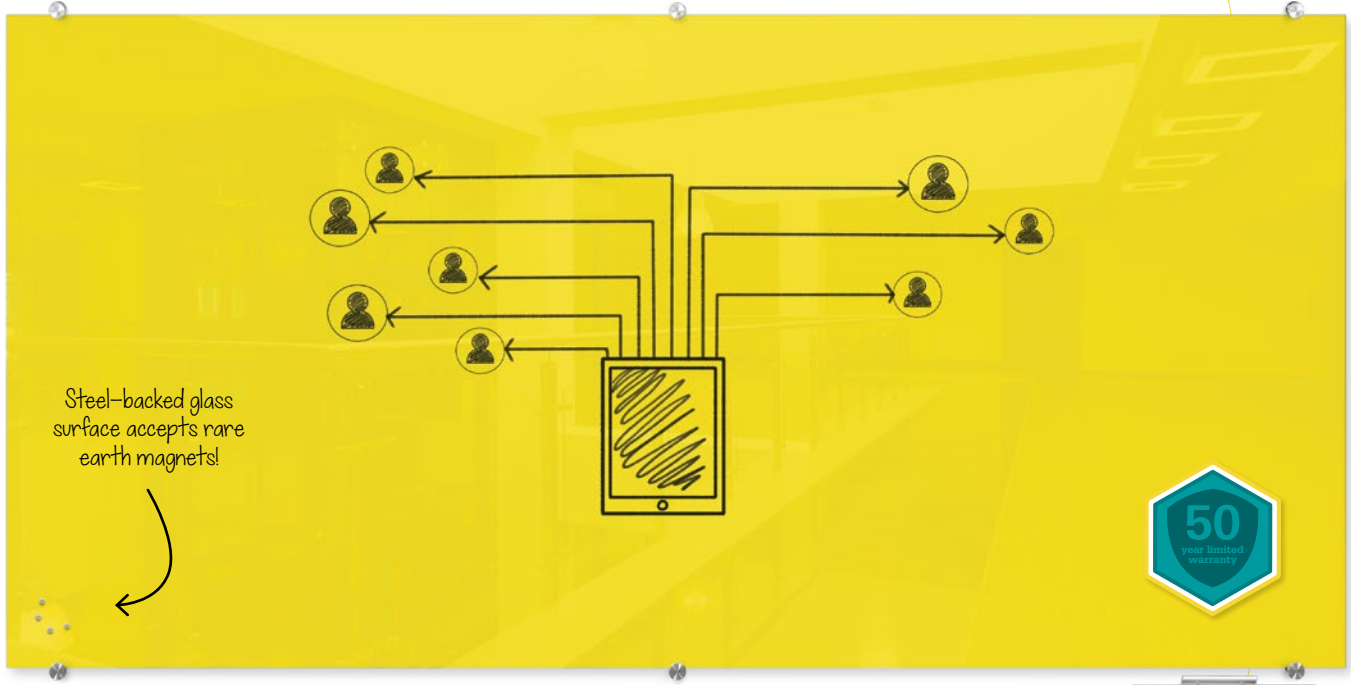
Today  
Unit 3:  
Basics on Color Correction

\* Photography projects due  
in 2 weeks!

# I: Markerboards




# MARKERBOARDS: Glass Boards



## Visionary® Hierarchy Magnetic Glass Board

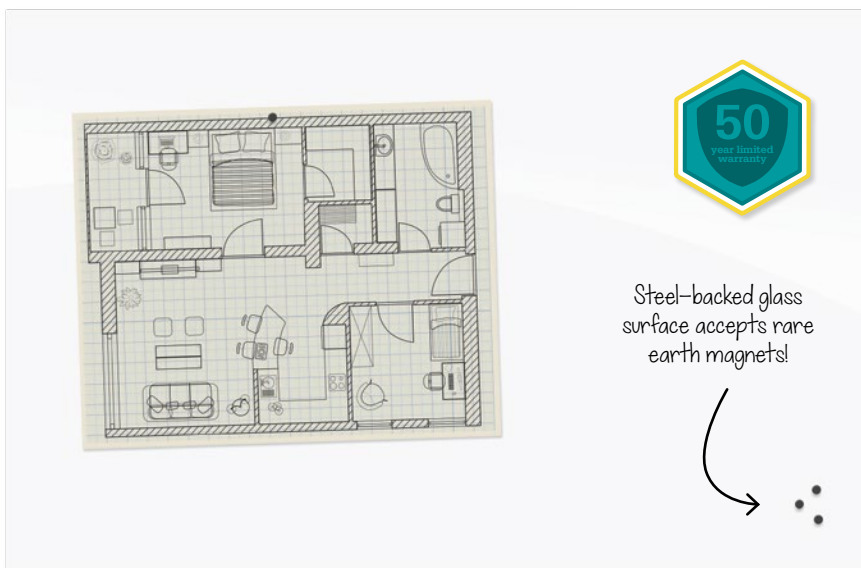
- Reflect on your true colors. Ultra modern glass boards now available in multiple colors to accentuate any space.
- Borderless and seamless, the board is available in fresh modern colors to match your environment and our line of Hierarchy furniture.
- Tempered safety glass ideal for use in any environment. Compatible with any dry erase or wet erase marker, grease pen, etc. Easily cleans without ghosting or staining. Accepts rare earth magnets.
- Attractive stainless steel mounting standoffs. Mounts are standard with a silver finish, but accessory mounts now available with a brass finish for an upgraded appearance (purchase separately).
- Includes aluminum accessory tray and set of magnets. Glass accessory tray available separately.
- Fifty year limited warranty. SCS Indoor Advantage Gold Certified.

Glass color options:



PART NO.	DIMENSIONS	SHIP WT.
83844-XXXX	35.4"H x 47.2"W	42 lbs
83845-XXXX	47.2"H x 70.9"W	79 lbs
83846-XXXX	47.2"H x 94.5"W	104 lbs

[VIEW ONLINE](#)

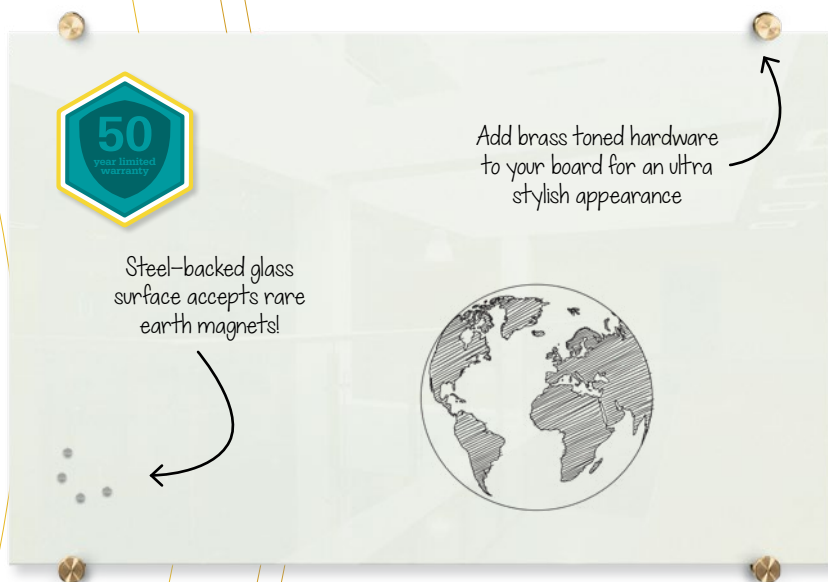


## Insight® Magnetic Glass Board

- Add seamless style to any environment with low iron glass. Low iron glass reduces the green cast of regular glass, providing a more true white coloration.
- Durable steel backing allows the board to accept rare earth magnets. Concealed mounting devices give a seamless appearance. Includes glass accessory tray, set of rare earth magnets, and eraser.
- Fifty year limited warranty. SCS Indoor Advantage Gold Certified.

PART NO.	DIMENSIONS	SHIP WT.
83908	35.4"H x 47.2"W	42 lbs
83906	47.2"H x 59.7"W	75 lbs
83909	47.2"H x 70.9"W	88 lbs
83910	47.2"H x 94.5"W	104 lbs

[VIEW ONLINE](#)




### Visionary® Magnetic Glass Board

- A contemporary communication tool. Ultra glossy magnetic markerboard provides exceptional dry erase performance.
- Borderless and seamless, standard in glossy white. Custom colors and graphics printing available.
- Tempered safety glass ideal for use in any environment. Easily cleans without ghosting or staining. Accepts rare earth magnets.
- Stainless steel mounting standoffs are available with a brass finish for an upgraded appearance.
- Includes set of magnets and accessory tray.
- Fifty year limited warranty. SCS Indoor Advantage Gold Certified.

[VIEW ONLINE](#)

PART NO.	ITEM	DIMENSIONS	SHIP WT.
83843	Gloss White	23.6"H x 35.4"W	19 lbs
83844	Gloss White	35.4"H x 47.2"W	42 lbs
83841	Gloss White	47.2"H x 47.2"W	46 lbs
83845	Gloss White	47.2"H x 70.9"W	79 lbs
83846	Gloss White	47.2"H x 94.5"W	104 lbs

PART NO.	ITEM	DIMENSIONS	SHIP WT.
<b>OPTIONAL ACCESSORIES</b>			
572"	Glass Accessory Tray	1"H x 12"W x 4"D	2 lbs
B574V*	Brass Finish Mounts (set of 4)	1.3"H x 1.3"W x .8"D	2 lbs
B574V6*	Brass Finish Mounts (set of 6)	1.3"H x 1.3"W x .8"D	2 lbs
B574V8*	Brass Finish Mounts (set of 8)	1.3"H x 1.3"W x .8"D	2 lbs




### Visionary® Board + Exo Tray System

- Upgrade your expectations. Finally a glass board with an ultra stylish accessory tray. The Exo Tray System provides clean and functional anodized aluminum accessory storage.
- Tempered safety glass ideal for use in any environment. Easily cleans without ghosting or staining. Accepts rare earth magnets. Available in standard and custom color and graphic options.
- Fifty year limited warranty. SCS Indoor Advantage Gold Certified.

PART NO.	DIMENSIONS	SHIP WT.
83843-1X576	23.6"H x 35.4"W	19 lbs
83844-1X576	35.4"H x 47.2"W	42 lbs
83845-2X576	47.2"H x 70.9"W	79 lbs
83846-2X576	47.2"H x 94.5"W	105 lbs

[VIEW ONLINE](#)



### Framed Magnetic Glass Board

- Our Best in Class® glass board with a safety edge. Framed glass surface is a superior writing and erasing surface.
- Anodized aluminum trim includes a full-length tackable map rail with a colored cork insert, and a full-length accessory tray with rubber Dura-Safe® end caps to eliminate sharp edges.
- Trim is designed with vinyl glazing so that aluminum does not contact glass at all. Mitered corners are attached with friction locks.
- Fifty year limited warranty. SCS Indoor Advantage Gold Certified.

PART NO.	DIMENSIONS	SHIP WT.
14800	35.4"H x 47.2"W	51 lbs
14801	47.2"H x 70.9"W	90 lbs
14802	47.2"H x 94.5"W	120 lbs


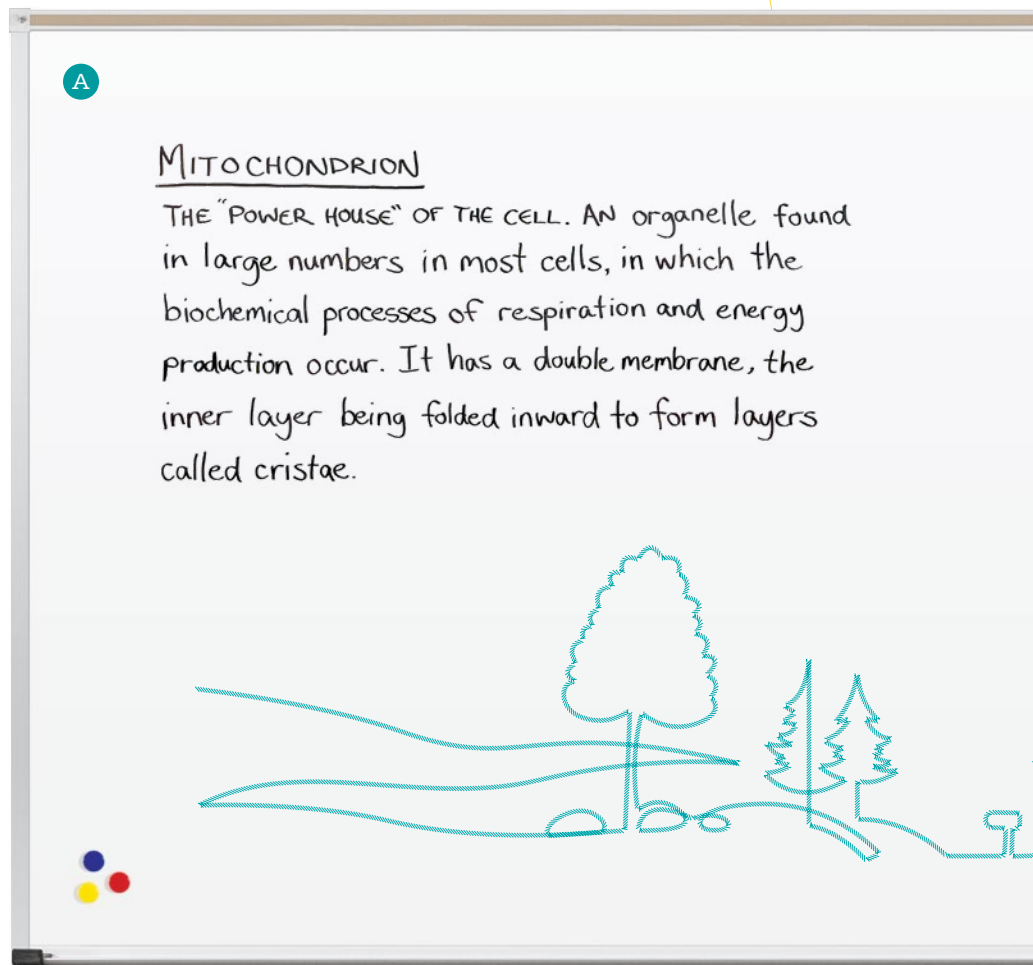
[VIEW ONLINE](#)

# MARKERBOARDS: Porcelain Steel Boards

## Porcelain Steel Whiteboard

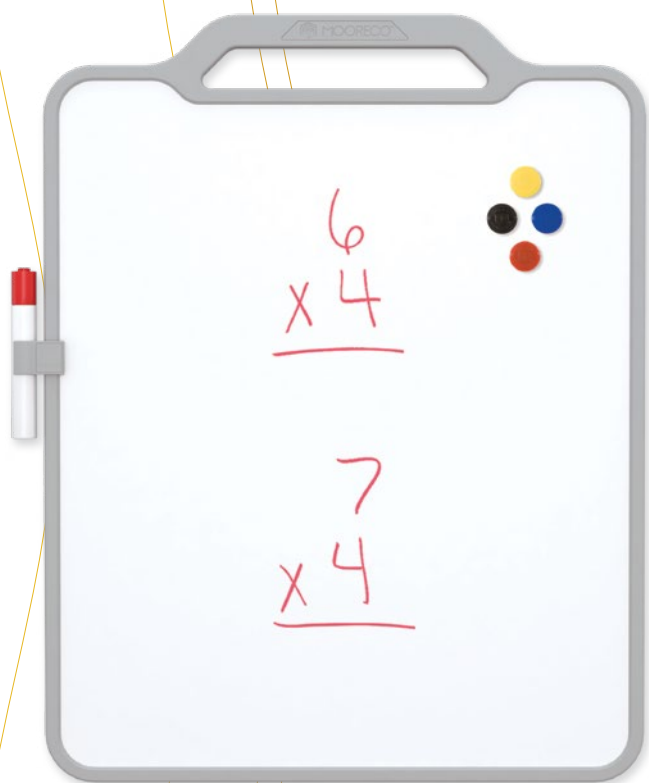
- Tried and true porcelain steel provides exceptional writability, erasability, and versatility.
- Magnetic porcelain steel whiteboards are engineered for superior color contrast with dry erase markers. Standard gloss dry erase surface provides superior writability and erasability with no ghosting.
- Reduced surface light distortion enhances visibility to provide optimum eye comfort. Steel is permanently laminated to a lightweight substrate for stability and durability.
- Available in multiple size and frame options to fit any environment and any need. Call for custom options.
- Fifty year limited warranty. SCS Indoor Advantage Gold Certified.

PART NO.	DIMENSIONS	SHIP WT.
<b>A. DELUXE ALUMINUM TRIM</b>		
202AB	2'H x 3'W	20 lbs
202AC	3'H x 4'W	36 lbs
202AD	4'H x 4'W	69 lbs
202AF	4'H x 5'W	84 lbs
202AG	4'H x 6'W	94 lbs
202AH	4'H x 8'W	120 lbs
202AK	4'H x 10'W	146 lbs
202AM	4'H x 12'W	194 lbs
202AP	4'H x 16'W	243 lbs
202AJ	5'H x 8'W	147 lbs
202AL	5'H x 10'W	195 lbs
202AN	5'H x 12'W	224 lbs
202AQ	5'H x 16'W	308 lbs
<b>B. ABC TRIM</b>		
2H2NA	1.5'H x 2'W	10 lbs
2H2NB	2'H x 3'W	20 lbs
2H2NC	3'H x 4'W	36 lbs
2H2ND	4'H x 4'W	69 lbs
2H2NF	4'H x 5'W	84 lbs
2H2NG	4'H x 6'W	94 lbs
2H2NH	4'H x 8'W	120 lbs
<b>C. ABC TRIM + MAP RAIL</b>		
2H2NA-M	1.5'H x 2'W	10 lbs
2H2NB-M	2'H x 3'W	20 lbs
2H2NC-M	3'H x 4'W	36 lbs
2H2ND-M	4'H x 4'W	69 lbs
2H2NF-M	4'H x 5'W	84 lbs
2H2NG-M	4'H x 6'W	94 lbs
2H2NH-M	4'H x 8'W	120 lbs
<b>D. PRESIDENTIAL TRIM</b>		
2H2PA	1.5'H x 2'W	10 lbs
2H2PB	2'H x 3'W	20 lbs
2H2PC	3'H x 4'W	36 lbs
2H2PD	4'H x 4'W	69 lbs
2H2PF	4'H x 5'W	84 lbs
2H2PG	4'H x 6'W	94 lbs
2H2PH	4'H x 8'W	120 lbs
<b>E. ULTRA TRIM</b>		
2029B	2'H x 3'W	20 lbs
2029C	3'H x 4'W	36 lbs
2029D	4'H x 4'W	69 lbs
2029G	4'H x 6'W	94 lbs
2029H	4'H x 8'W	120 lbs
<b>F. MUSIC LINE BOARD (DELUXE ALUMINUM)</b>		
202AG-S1	4'H x 6'W	94 lbs
202AH-S1	4'H x 8'W	120 lbs



VIEW ONLINE





### Compass Porcelain Steel Lapboard

- Group learning and sharing made easy. Porcelain lapboards are versatile, erasable, and make learning fun.
- Compact magnetic porcelain steel hand-held panels provide easy group communication and collaboration.
- Designed to work with a wide variety of accessories, giving you maximum flexibility for classroom activities and projects.
- Accessories include marker trays, marker clips, clamp mounts for desktop use (fit desktops from 3/4" to 1-3/4" thick), and wall mounts.
- SCS Indoor Advantage Gold Certified.

PART	DESCRIPTION	WT.
PRODUCT		
70501	Lapboard (set of 4)	16 lbs
70502	Docking Channel	2 lbs
70503	Single Channel + Tray	2 lbs
70504	Double Channel + Tray	2 lbs
70505	Wall Mount	2 lbs
70506	Marker Clip	2 lbs
70507	Desktop Clamp Mount	2 lbs

[VIEW ONLINE](#)

# MARKERBOARDS: Porcelain Steel Boards



## Interactive Projector Board

- The special construction of the Interactive Projector Board provides the flatness required for the best performance of your interactive projector.
- With a flatness guarantee <3mm across the board surface, the board can be used on carts or walls and still achieve the projector manufacturer's flatness requirements.
- Surface is engineered to minimize visual strain from anywhere in the room. Magnetic surface provides even more versatility, and the low profile aluminum Brio trim is a modern addition.
- Fifty year limited warranty. SCS Indoor Advantage Gold Certified.

PART NO.	PART NO.	DIMENSIONS	SHIP WT.
STANDARD	LOW GLOSS		
2G5KG-25	2G5KG-26	4'H x 6'W	85 lbs
2G5KH-25	2G5KH-26	4'H x 8'W	115 lbs
2G5KJ-25	2G5KJ-26	5'H x 8'W	137 lbs
2G5KL-25	2G5KL-26	5'H x 10'W	177 lbs

[VIEW ONLINE](#)



## Interactive Projector Board + Whiteboard System

- Take advantage of the full breadth of your classroom or training room with the flexibility, functionality, and superior quality of projection steel whiteboard system designed specifically for the updated technology and changing needs of the modern classroom.
- All surface materials are optimized for smooth writing, clean erasing, and clear projection. Magnetic porcelain steel surfaces guarantee true long life and erasability.
- Main board has specially constructed board flatness for compatibility with interactive projectors. Side boards offer use of the whiteboard, or side notation while projecting.
- Fifty year limited warranty. SCS Indoor Advantage Gold Certified.

[VIEW ONLINE](#)

4H x 10W	4H x 12W	4H x 14W	4H x 16W	4H x 18W	4H x 20W
5H x 10W	5H x 12W	5H x 14W	5H x 16W	5H x 18W	5H x 20W



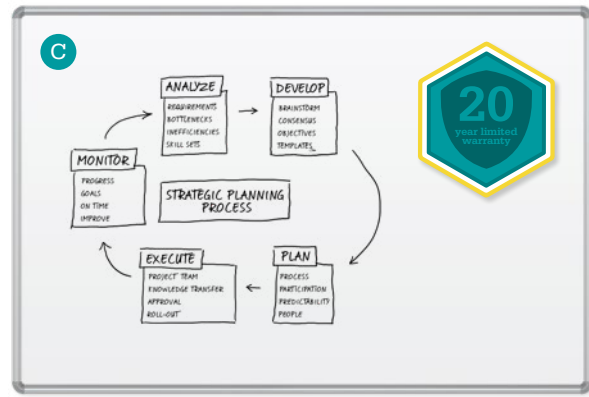
PART NO.	OVERALL DIMS	CENTER DIMS	SIDE DIMS	SHIP WT.
PRODUCT				
76441	4H x 10W	4H x 8W	4H x 1W	202 lbs
76442	4H x 12W	4H x 8W	4H x 2W	228 lbs
76447	4H x 14W	4H x 8W	4H x 3W	263 lbs
76443	4H x 16W	4H x 8W	4H x 4W	291 lbs
76448	4H x 18W	4H x 8W	4H x 5W	331 lbs
76449	4H x 20W	4H x 8W	4H x 6W	359 lbs
76444	5H x 10W	5H x 8W	5H x 1W	272 lbs
76445	5H x 12W	5H x 8W	5H x 2W	306 lbs
76450	5H x 14W	5H x 8W	5H x 3W	340 lbs
76446	5H x 16W	5H x 8W	5H x 4W	376 lbs
76451	5H x 18W	5H x 8W	5H x 5W	412 lbs
76452	5H x 20W	5H x 8W	5H x 6W	454 lbs

### Dura-Rite® Whiteboard

- Dura-Rite Whiteboards provide a wear-resistant and dust-free dry erase surface at an affordable price.
- HPL gives smooth writability and erasability. White dry erase HPL surface is permanently adhered to a rigid substrate for strength and durability.
- Twenty year limited warranty. SCS Indoor Advantage Gold Certified.

[VIEW ONLINE](#)

PART NO.	DIMENSIONS	SHIP WT.
<b>A. ABC TRIM</b>		
212NB	2'H x 3'W	13 lbs
212NC	3'H x 4'W	23 lbs
212ND	4'H x 4'W	50 lbs
212NG	4'H x 6'W	67 lbs
212NH	4'H x 8'W	83 lbs



PART NO.	DIMENSIONS	SHIP WT.
<b>B. DELUXE ALUMINUM TRIM</b>		
212AB	2'H x 3'W	13 lbs
212AC	3'H x 4'W	23 lbs
212AD	4'H x 4'W	50 lbs
212AG	4'H x 6'W	67 lbs
212AH	4'H x 8'W	83 lbs


PART NO.	DIMENSIONS	SHIP WT.
<b>C. PRESIDENTIAL TRIM</b>		
212PB	2'H x 3'W	13 lbs
212PC	3'H x 4'W	23 lbs
212PD	4'H x 4'W	50 lbs
212PG	4'H x 6'W	67 lbs
212PH	4'H x 8'W	83 lbs

### Magne-Rite Whiteboard

- Magne-Rite boards feature a magnetic dry erase surface made with powder-coated steel, specially engineered for exceptionally smooth writability.
- Glossy surface is double-coated to enhance quality and durability, and erases cleanly with no ghosting, providing excellent color contrast with markers.
- Ten year limited warranty. SCS Indoor Advantage Gold Certified.

[VIEW ONLINE](#)

PART NO.	DIMENSIONS	SHIP WT.
<b>D. ABC TRIM</b>		
219NB	2'H x 3'W	15 lbs
219NC	3'H x 4'W	24 lbs
219ND	4'H x 4'W	60 lbs
219NG	4'H x 6'W	69 lbs
219NH	4'H x 8'W	88 lbs



PART NO.	DIMENSIONS	SHIP WT.
<b>E. DELUXE ALUMINUM TRIM</b>		
219AB	2'H x 3'W	15 lbs
219AC	3'H x 4'W	24 lbs
219AD	4'H x 4'W	60 lbs
219AG	4'H x 6'W	69 lbs
219AH	4'H x 8'W	88 lbs

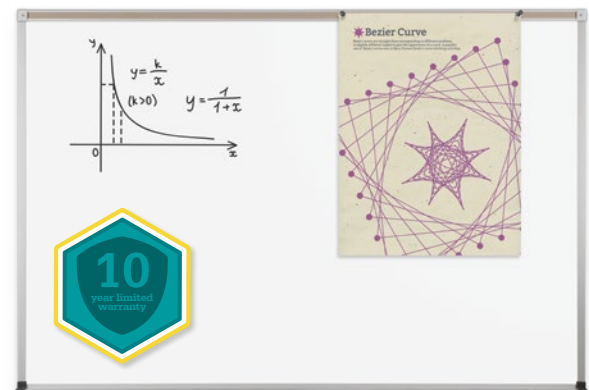


PART NO.	DIMENSIONS	SHIP WT.
<b>F. PRESIDENTIAL TRIM</b>		
219PB	2'H x 3'W	15 lbs
219PC	3'H x 4'W	24 lbs
219PD	4'H x 4'W	60 lbs
219PG	4'H x 6'W	69 lbs
219PH	4'H x 8'W	88 lbs

### TuF-Rite™ Whiteboard

- Take a step up from your standard melamine whiteboard.
- TuF-Rite dry erase whiteboard surface provides a vast improvement over standard economy melamine boards.
- Thermal fuse process improves erasability and lasts up to three times as long.
- Five year limited warranty. SCS Indoor Advantage Gold Certified.

[VIEW ONLINE](#)

PART NO.	DIMENSIONS	SHIP WT.
<b>G. ABC TRIM</b>		
2H1NC	2'H x 3'W	22 lbs
2H1ND	3'H x 4'W	35 lbs
2H1NF	4'H x 4'W	60 lbs
2H1NG	4'H x 6'W	62 lbs
2H1NH	4'H x 8'W	77 lbs



PART NO.	DIMENSIONS	SHIP WT.
<b>H. ABC TRIM + MAP RAIL</b>		
2H1AB	2'H x 3'W	22 lbs
2H1AC	3'H x 4'W	35 lbs
2H1AD	4'H x 4'W	60 lbs
2H1AG	4'H x 6'W	62 lbs
2H1AH	4'H x 8'W	77 lbs

# MARKERBOARDS: Small Boards / Combination Boards



## Economy Lapboard

- Make group interaction fun and positive to bring out the best in your students!
- Available in handy sets of 24 for any size classroom, Economy Lapboards make student interaction and group activities easy, fun, and informative.
- Featuring a lightweight and easy to use dry erase surface measuring 9"H x 12"W, the board is perfect for spelling practice, math, games, or any other group activity.
- Slim size makes easy and compact storage.
- SCS Indoor Advantage Gold Certified.

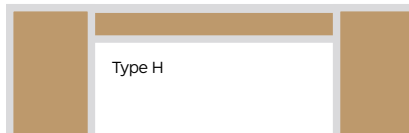


PART NO.	DESCRIPTION	SHIP WT.
629-24	Set of 24	10 lbs

[VIEW ONLINE](#)



## Combination & Combo-Rite Boards

- Combine porcelain steel markerboard and tackboard into one durable and versatile unit. Ideal for any classroom environment.
- All-in-one Combination Boards feature anodized aluminum trim with full-length tackable map rail and full-length accessory tray with Dura-Safe® rubber end caps.
- Or opt for the modular Combo-Rite Board. The surfaces can be changed or replaced when worn or damaged, saving time and money. Anodized aluminum trim features easy to use H-channels to attach panels together, also enabling easy disassembly for panel replacement.
- Available in a variety of sizes and panel configurations to fit your needs.
- Fifty year limited warranty on porcelain steel. Ten year limited warranty on tackboard. SCS Indoor Advantage Gold Certified.



[VIEW ONLINE](#)



### Horizontal Sliding Board

- A better choice Across the Board!® Get the maximum use out of your presentation and instruction space. Horizontal Sliding Boards save wall space and add functional board surface.
- Lightweight core material and precise alignment of the tracks ensure easy operation. Choose from two-, three-, or four-track systems. Panels are 4'H and from 6' to 20'W. Available with porcelain steel markerboard or any tackable surface.
- Framed with heavy gauge anodized aluminum tubing. Map rail and accessory tray included.
- SCS Indoor Advantage Gold Certified.

PART NO.	DESCRIPTION	DIMS	WT.
<b>PRODUCT</b>			
822HH	2 Track / 2 Panel	4H x 8W	350 lbs
822HM	2 Track / 2 Panel	4H x 12W	510 lbs
824HH	4 Track / 4 Panel	4H x 8W	415 lbs
824HM	4 Track / 4 Panel	4H x 12W	620 lbs

[VIEW ONLINE](#)



### Whiteboard Track System

- Keep your workspace or classroom on track with an intuitive and flexible whiteboard track system. System is available in 6' and 8' lengths and includes a sliding removable whiteboard panel. Track includes full-length tackable cork strip for even more display options.
- Removable lightweight sliding panel (43-1/2"H x 31"W) is double-sided in porcelain steel whiteboard, and trimmed in anodized aluminum. Plastic rollers provide smooth operation. Flip chart clips complete your system.
- Additional sliding whiteboard panels available separately.
- SCS Indoor Advantage Gold Certified.



PART NO.	ITEM	SHIP WT.
<b>PRODUCT</b>		
62850	6' Track + Sliding Panel	34 lbs
62852	8' Track + Sliding Panel	59 lbs
62712	Removable Sliding Panel	27 lbs

[VIEW ONLINE](#)

# HOW DO YOU FEEL?

				
HAPPY	SAD	ANGRY	HUNGRY	EMBARRASSED
				
SLEEPY	UNSURE	SICK	PROUD	LONELY
				
JEALOUS	SURPRISED	ANNOYED	SHY	SCARED
				
BORED	NERVOUS	EXCITED	GUILTY	SILLY



I feel sad  
sometimes

# II: Tackboards



## Natural Cork Tackboard


- Natural cork is always a winning choice. Classic unfinished cork adds an organic element to any environment.
- Natural cork tackboards are suitable for any classroom, library, or other space, dampening sound and adding texture as well as display space.
- Natural cork is an environmentally responsible and naturally renewable resource. Cork is harvested from a cork tree, stripped with careful cuts that do not harm the inner core of the tree. The cork bark regrows, and this process allows a useful life of more than 150 years for each tree.
- Choose from three substrate options to fit your requirements or budget:
- **Valu-Tak:** Our most economical and best value surface, Valu-Tak features 1/8" thick cork layer bonded to 3/8" lightweight and tackable substrate material.
- **Natural Add-Cork:** Step up to our select Add-Cork surface, which features a 1/8" thick cork layer bonded to 3/8" thick durable substrate material.
- **Natural Cork-Plate:** Premium Cork-Plate surface is our top of the line option, featuring a full 1/4" thick cork layer bonded to 1/4" thick rigid and moisture-resistant substrate material.
- Anodized aluminum trim has a 7/8" profile with hairline mitered corners. Black aluminum trim available at an upcharge.
- Ten year limited warranty. SCS Indoor Advantage Gold Certified.

PART NO.	DIMENSIONS	SHIP WT.
<b>VALU-TAK</b>		
301AA	1.5H x 2'W	3 lbs
301AB	2'H x 3'W	7 lbs
301AC	3'H x 4'W	13 lbs
301AD	4'H x 4'W	20 lbs
301AF	4'H x 5'W	28 lbs
301AG	4'H x 6'W	30 lbs
301AH	4'H x 8'W	38 lbs
301AK	4'H x 10'W	42 lbs
301AM	4'H x 12'W	47 lbs


PART NO.	DIMENSIONS	SHIP WT.
<b>NATURAL ADD-CORK</b>		
302AA	1.5H x 2'W	6 lbs
302AB	2'H x 3'W	12 lbs
302AC	3'H x 4'W	20 lbs
302AD	4'H x 4'W	39 lbs
302AF	4'H x 5'W	46 lbs
302AG	4'H x 6'W	49 lbs
302AH	4'H x 8'W	64 lbs
302AK	4'H x 10'W	71 lbs
302AM	4'H x 12'W	104 lbs

PART NO.	DIMENSIONS	SHIP WT.
<b>NATURAL CORK-PLATE</b>		
303AA	1.5H x 2'W	6 lbs
303AB	2'H x 3'W	14 lbs
303AC	3'H x 4'W	22 lbs
303AD	4'H x 4'W	44 lbs
303AF	4'H x 5'W	55 lbs
303AG	4'H x 6'W	66 lbs
303AH	4'H x 8'W	88 lbs

[VIEW ONLINE](#)

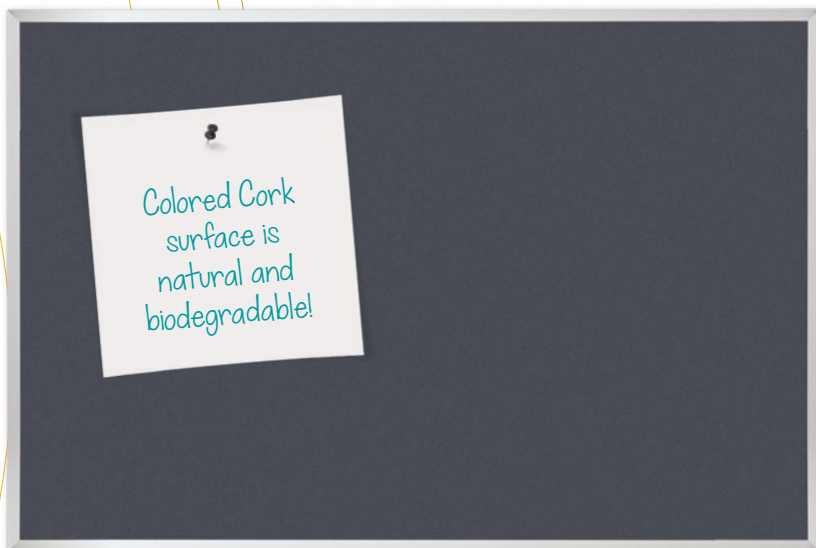


Natural Add-Cork features a 1/8" natural cork layer adhered to a rigid and durable substrate.



Natural Cork-Plate features a 1/4" natural cork layer adhered to a rigid and durable substrate.






### Colored Cork Tackboard

- Colored Cork Tackboards feature colorful and durable Forbo® linoleum, produced from natural and renewable raw materials.
- Featured with standard 3/8" clear anodized aluminum trim with hairline mitered corners.
- Ten year limited warranty. SCS Indoor Advantage Gold Certified.

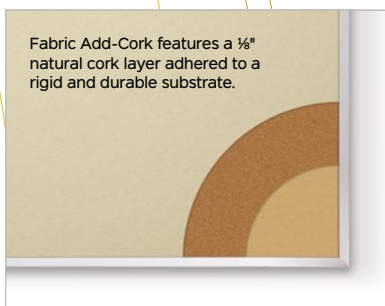
PART NO.	DIMENSIONS	SHIP WT.
PRODUCT		
322AA	1.5H x 2W	6 lbs
322AB	2H x 3W	14 lbs
322AC	3H x 4W	22 lbs
322AD	4H x 4W	44 lbs
322AF	4H x 5W	55 lbs
322AG	4H x 6W	66 lbs
322AH	4H x 8W	88 lbs

[VIEW ONLINE](#)

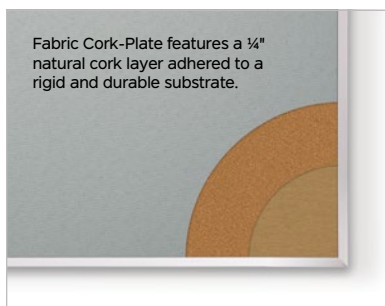


### Fabric Tackboard

- Durable and non-fraying fabric creates an attractive tackboard suitable for any classroom, library, or other space, dampening sound and adding texture as well as display space.
- Polyolefin fabric is washable, and unaffected by most common household chemicals, salts, and cleansers. Fabric is also treated to resist the growth of stain- and odor-causing microbes.
- **Fab-Tak:** Our most economical and best value surface, Fab-Tak features fabric adhered to 3/8" lightweight and tackable substrate material.
- **Fabric Add-Cork:** Step up to our select Add-Cork surface, which features fabric adhered to a 1/8" thick cork layer bonded to 3/8" thick durable substrate material.
- **Fabric Cork-Plate:** Premium Cork-Plate surface is our top of the line option, featuring fabric adhered to a full 1/4" thick cork layer bonded to 3/8" thick rigid and moisture-resistant substrate material.
- Featured with standard 3/8" clear anodized aluminum trim with hairline mitered corners. Anodized black aluminum trim available at an upcharge.
- Ten year limited warranty on all surfaces. SCS Indoor Advantage Gold Certified.



Fabric Add-Cork features a 1/8" natural cork layer adhered to a rigid and durable substrate.



Fabric Cork-Plate features a 1/4" natural cork layer adhered to a rigid and durable substrate.

[VIEW ONLINE](#)

PART NO.	DIMENSIONS	SHIP WT.
FAB-TAK		
331AA	1.5H x 2W	3 lbs
331AB	2H x 3W	7 lbs
331AC	3H x 4W	13 lbs
331AD	4H x 4W	20 lbs
331AF	4H x 5W	28 lbs
331AG	4H x 6W	30 lbs
331AH	4H x 8W	38 lbs
331AK	4H x 10W	42 lbs
331AM	4H x 12W	47 lbs

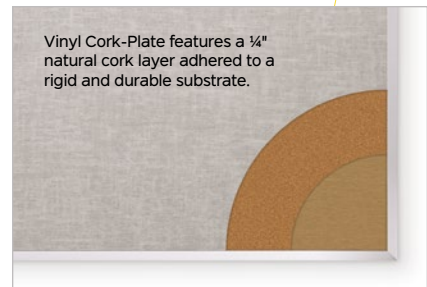
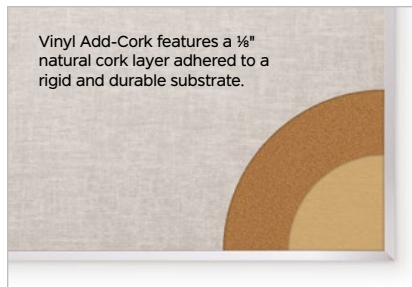
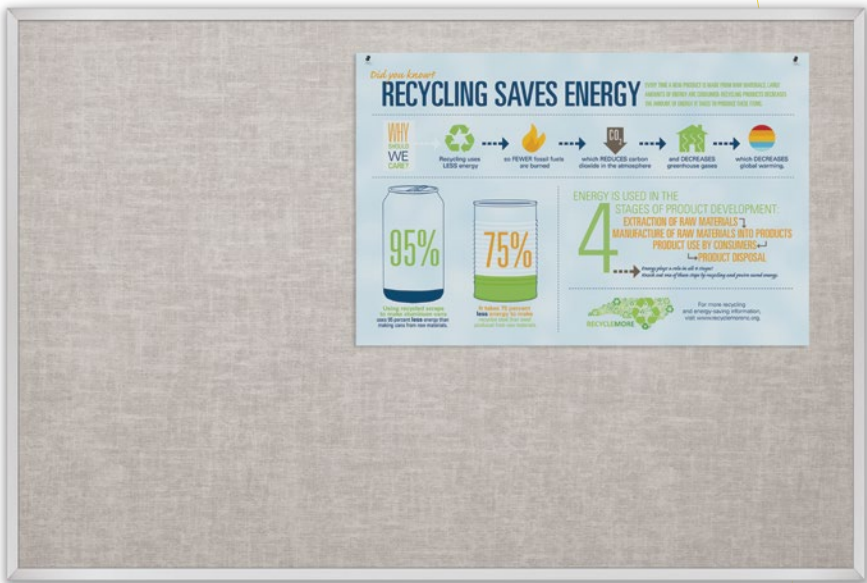
PART NO.	DIMENSIONS	SHIP WT.
FABRIC ADD-CORK		
332AA	1.5H x 2W	6 lbs
332AB	2H x 3W	12 lbs
332AC	3H x 4W	20 lbs
332AD	4H x 4W	39 lbs
332AF	4H x 5W	46 lbs
332AG	4H x 6W	49 lbs
332AH	4H x 8W	64 lbs
332AK	4H x 10W	71 lbs
332AM	4H x 12W	104 lbs

PART NO.	DIMENSIONS	SHIP WT.
FABRIC CORK-PLATE		
333AA	1.5H x 2W	6 lbs
333AB	2H x 3W	14 lbs
333AC	3H x 4W	22 lbs
333AD	4H x 4W	44 lbs
333AF	4H x 5W	55 lbs
333AG	4H x 6W	66 lbs
333AH	4H x 8W	88 lbs

# TACKBOARDS: Vinyl / Display Rails & Panels

## Vinyl Tackboard

- Fabric-backed vinyl over a tackable substrate makes a low-maintenance and attractive tackboard. An easy to clean surface, the vinyl is treated to resist the growth of odor- and stain-causing microbes.
- Choose from three substrate options to fit your requirements or budget:
- Vin-Tak:** Our most economical and best value surface, Vin-Tak features vinyl adhered to 7/8" lightweight and tackable substrate material.
- Vinyl Add-Cork:** Step up to our select Add-Cork surface, which features vinyl adhered to a 1/8" thick cork layer bonded to 3/8" thick durable substrate material.
- Vinyl Cork-Plate:** Premium Cork-Plate surface is our top of the line option, featuring vinyl adhered to a full 1/4" thick cork layer bonded to 1/4" thick rigid and moisture-resistant substrate material.
- Featured with standard 7/8" clear anodized aluminum trim with hairline mitered corners. Anodized black aluminum trim available at an upcharge.
- Ten year limited warranty. SCS Indoor Advantage Gold Certified.



[VIEW ONLINE](#)

PART NO.	DIMENSIONS	SHIP WT.
<b>VIN-TAK</b>		
311AA	1.5H x 2W	3 lbs
311AB	2H x 3W	7 lbs
311AC	3H x 4W	13 lbs
311AD	4H x 4W	20 lbs
311AF	4H x 5W	28 lbs
311AG	4H x 6W	30 lbs
311AH	4H x 8W	38 lbs
311AK	4H x 10W	42 lbs
311AM	4H x 12W	47 lbs

PART NO.	DIMENSIONS	SHIP WT.
<b>VINYL ADD-CORK</b>		
312AA	1.5H x 2W	6 lbs
312AB	2H x 3W	12 lbs
312AC	3H x 4W	20 lbs
312AD	4H x 4W	39 lbs
312AF	4H x 5W	46 lbs
312AG	4H x 6W	49 lbs
312AH	4H x 8W	64 lbs
312AK	4H x 10W	71 lbs
312AM	4H x 12W	104 lbs

PART NO.	DIMENSIONS	SHIP WT.
<b>VINYL CORK-PLATE</b>		
313AA	1.5H x 2W	6 lbs
313AB	2H x 3W	14 lbs
313AC	3H x 4W	22 lbs
313AD	4H x 4W	44 lbs
313AF	4H x 5W	55 lbs
313AG	4H x 6W	66 lbs
313AH	4H x 8W	88 lbs



## Tack-Bite

- Features a unique roller system to provide a secure hold and quick release. Natural cork tackable insert for even more versatility.
- Optional accessories available. Sold in sets of six except for 96" sold in set of four.
- Ten year limited warranty. SCS Indoor Advantage Gold Certified.

PART NO.	DIMENSIONS	SHIP WT.
<b>PRODUCT</b>		
504-0	2.5'H x 7"W	2 lbs
504-1	2.5'H x 12"W	4 lbs
504-2	2.5'H x 24"W	5 lbs
504-3	2.5'H x 36"W	7 lbs
504-4	2.5'H x 48"W	10 lbs
504-6	2.5'H x 72"W	12 lbs
504-8	2.5'H x 96"W	13 lbs

## Bulletin Bar

- Turn any unused wall space into an instant display area with tackable bulletin bars. Ideal for classrooms, offices, design spaces, libraries, and other collaborative environments.
- Bulletin bars consist of a tackable natural cork strip encased in a 1" satin aluminum extrusion.
- Available in a variety of lengths, bars are sold in packages of 12 with a set of 40 push pins.
- SCS Indoor Advantage Gold Certified.

PART NO.	DIMENSIONS	SHIP WT.
<b>PRODUCT</b>		
558-1	1'H x 12"W	3 lbs
558-2	1'H x 24"W	5 lbs
558-3	1'H x 36"W	8 lbs
558-4	1'H x 48"W	10 lbs



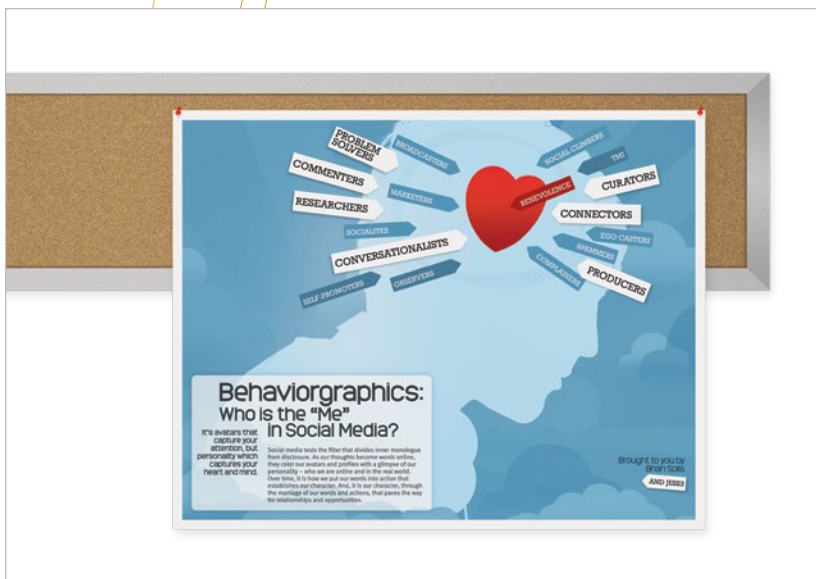
[VIEW ONLINE](#)

[VIEW ONLINE](#)



## Map Rail

- Durable map rails turn any empty wall space into instant display space.
- Map rails are available in 1" or 2" high varieties, with a colored cork tackable insert. Extrusion is anodized aluminum.
- Sold in sets of six. Hook clips, flag holders, map winders, and end stops available separately.
- SCS Indoor Advantage Gold Certified.



PART NO.	DIMENSIONS	SHIP WT.
<b>1" MAP RAILS (SET OF 6)</b>		
522D-07*	1"H x 4"W	6 lbs
522G-07*	1"H x 6"W	8 lbs
522H-07*	1"H x 8"W	10 lbs
522K-07	1"H x 10"W	14 lbs
522M-07	1"H x 12"W	18 lbs
<b>1" MAP RAIL ACCESSORIES</b>		
510*	Hook Clip	1 lb
512*	Flag Holder	1 lb
514*	Map Winders (2)	1 lb
516*	End Stops (2)	1 lb
<b>2" MAP RAILS (SET OF 6)</b>		
523D-07*	2"H x 4"W	8 lbs
523G-07*	2"H x 6"W	14 lbs
523H-07*	2"H x 8"W	18 lbs
523K-07	2"H x 10"W	22 lbs
523M-07	2"H x 12"W	33 lbs
<b>2" MAP RAIL ACCESSORIES</b>		
511*	Hook Clip	1 lb
513*	Flag Holder	1 lb
515*	Map Winders (2)	1 lb
517*	End Stops (2)	1 lb

[VIEW ONLINE](#)

## Tackboard Display Panel

- Tackboard Display Panels turn any blank wall into instant display space. Ideal for hanging artwork, posters, maps, or other information.
- Twelve-inch high panels provide ample tack space without taking up the space of a full-size tackboard. Choose the size and material that fits your space the best.
- Available in natural cork or in easy to clean vinyl over a lightweight substrate.
- Ten year limited warranty. SCS Indoor Advantage Gold Certified.

PART NO.	DIMENSIONS	SHIP WT.
<b>PRODUCT</b>		
507AG**	11.8"H x 72"W	12 lbs
507AH	11.8"H x 96"W	16 lbs

[VIEW ONLINE](#)

## Tackboard Display Rail

- Tackboard Display Panels turn any blank wall into instant display space. Ideal for hanging artwork, posters, maps, or other information.
- Three-inch high panels provide adequate tack space without taking up the space of a full-size tackboard. Choose the size and material that fits your space the best.
- Available in natural cork or in easy to clean vinyl over a lightweight substrate.
- Ten year limited warranty. SCS Indoor Advantage Gold Certified.

PART NO.	DIMENSIONS	SHIP WT.
<b>PRODUCT</b>		
506AG**	3"H x 72"W	12 lbs
506AH	3"H x 96"W	16 lbs

[VIEW ONLINE](#)



# III: Mobile Boards & Easels



# MOBILE BOARDS & EASELS: Mobile Glass Boards

## Visionary® Move Mobile Glass Board

- Get your ideas on the go—in full color. Mobile glass board moves your info with you wherever you need it.
- Ultra durable double-sided glass magnetic markerboard is a contemporary communication tool providing the highest quality writing and erasing experience. Accepts rare earth magnets.
- Smooth finish accepts dry erase, wet erase, chalk markers and more. Tempered safety glass for use in any environment with sturdy steel plate backing.
- Choose from any of our standard glass colors—even mix and match sides for a designer board. Custom colors and graphic printing available.
- Frame and trim are made with platinum powder-coated steel for superior durability.
- Wide base design for stability includes dual-wheel locking casters. Mobile board can be set at either 60-½"H or 72-¾"H for ideal viewing.
- SCS Indoor Advantage Gold Certified.



[VIEW ONLINE](#)

PART NO.	DESCRIPTION	DIMENSIONS	SHIP WT.
74950-XXXX	Visionary Move (Small)	72.8"H x 38.3"W x 25.9"D	156 lbs
74951-XXXX	Visionary Move (Large)	72.8"H x 73.1"W x 25.9"D	360 lbs



## Visionary® Curve Mobile Glass Board

- Get your colors to go. Mobile glass markerboard is stylish and available in multiple color options.
- Panel is beautiful and modern double-sided magnetic glass, giving you style as well as a surface that provides unmatched writability and erases without ghosting.
- Glass available in multiple colors. Choose the color that will accent the design of your environment. Mix and match for an even more personalized board. Custom colors and graphics available.
- Tempered safety glass surface measures 47-¼"H x 35-½"W and accepts rare earth magnets.
- Frame and trim are made with white powder-coated steel for superior durability. Wide base design for stability includes dual-wheel locking casters.
- SCS Indoor Advantage Gold Certified.

PART NO.	DIMENSIONS	SHIP WT.
74957-XXXX	68.8"H x 36"W x 22.8"D	144 lbs

[VIEW ONLINE](#)




### Hierarchy Grow & Roll Mobile Glass Board

- A colorful board that accommodates all ages. Floor length board is easy to use and works as a space divider as well.
- Ideal for use in collaborative learning environments, the dual-sided magnetic glass markerboard allows for multiple users, while the floor to stand surface maximizes use.
- Available in two sizes. Moves easily wherever you want it.
- Available in all Hierarchy colors and custom colors as well. Mix and match front and back surface for a designer appearance.
- Standard with a platinum frame and dual-wheel swivel casters (two locking).
- SCS Indoor Advantage Gold Certified.

PART NO.	DESCRIPTION	DIMENSIONS	SHIP WT.
84425	Small	47.2"H x 35.4"W x 23.5"D	150 lbs
84426	Large	70.9"H x 47.2"W x 23.5"D	350 lbs

[VIEW ONLINE](#)

# MOBILE BOARDS & EASELS: Mobile Boards

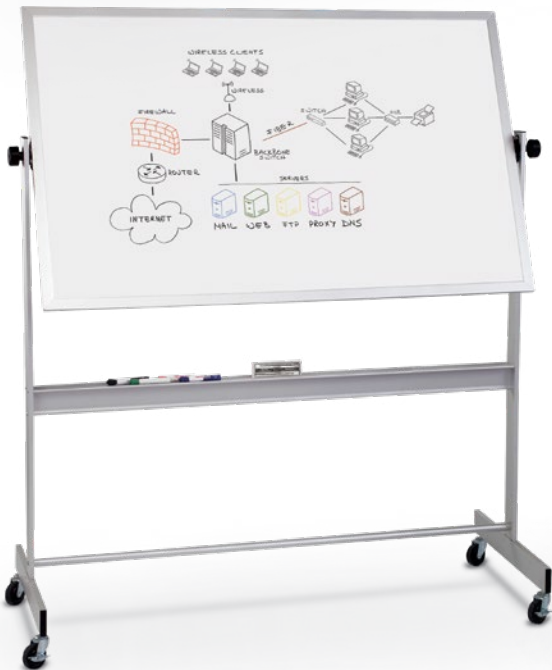


## Essentials Mobile Whiteboard

- Get mobile dry erase space, create private work areas, and facilitate group learning with the Essentials Mobile Whiteboard.
- Featuring anodized aluminum trim, the mobile markerboard is available with a magnetic surface to fit any need or environment, from corporate to classroom.
- Double-sided dry erase whiteboard writing surfaces each measure 38-½"W x 54"H. Includes a handy marker cup that can be attached to the frame.
- Wide base design provides stability, and heavy duty locking casters give you easy mobility.
- SCS Indoor Advantage Gold Certified.

PART NO.	DESCRIPTION	DIMENSIONS	SHIP WT.
62542	Essentials Mobile Whiteboard	71.8"H x 42"W x 21"D	50 lbs

[VIEW ONLINE](#)



## Deluxe Mobile Reversible Board

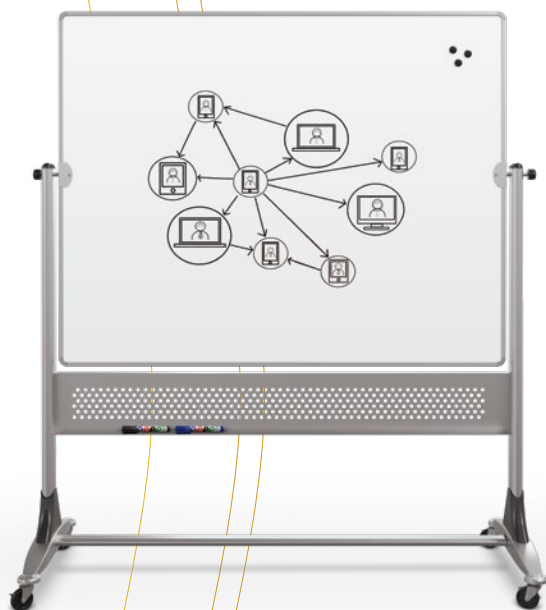
- Versatility on the move. Mobile boards offer up to twice as much functional space as a regular board.
- Get up to twice the functional space of a wall-mounted board with a versatile and mobile Deluxe Mobile Reversible Board.
- Boards are double-sided and available in a variety of surface combinations, including porcelain steel magnetic markerboard, Dura-Rite HPL dry erase markerboard, and tackable natural cork.
- Panel rotates 360° on a pivot hinge, and locks into place with the turn of a knob.
- Available with a panel size of 40"H x 30"W, 4'H x 5'W, 4'H x 6'W, or 4'H x 8'W. Smallest size ships UPS to save you time and money.
- Anodized aluminum trim includes a full-length accessory tray. Wide base design for stability includes 3" locking casters.
- SCS Indoor Advantage Gold Certified.

[VIEW ONLINE](#)

PART NO.	SURFACE	DIMENSIONS	SHIP WT.
<b>40"H X 30"W PANEL</b>			
668AC-DD	Porcelain Steel Whiteboard	40"H x 30"W	60 lbs
668AC-DC	Porcelain Steel Whiteboard / Natural Cork	40"H x 30"W	75 lbs
<b>4'H X 5'W PANEL</b>			
668AF-DD	Porcelain Steel Whiteboard	4'H x 5'W	116 lbs
668AF-DC	Porcelain Steel Whiteboard / Natural Cork	4'H x 5'W	105 lbs

PART NO.	SURFACE	DIMENSIONS	SHIP WT.
<b>4'H X 6'W PANEL</b>			
668AG-DD	Porcelain Steel Whiteboard	4'H x 6'W	130 lbs
668AG-DC	Porcelain Steel Whiteboard / Natural Cork	4'H x 6'W	114 lbs
<b>4'H X 8'W PANEL</b>			
668AH-DD	Porcelain Steel Whiteboard	4'H x 8'W	170 lbs
668AH-DC	Porcelain Steel Whiteboard / Natural Cork	4'H x 8'W	114 lbs





### Platinum Mobile Reversible Board

- Upscale appearance with all the functionality you expect. Attractive and modern mobile reversible adds style to any space.
- Panel is trimmed with modern anodized aluminum, rotates 360° on a pivot hinge, and locks into place with the turn of a knob. Trim includes a full-length accessory tray with perforated panel for style and stability. Wide base design for stability includes molded bumpers to protect walls, and 3" locking casters.
- SCS Indoor Advantage Gold Certified.

PART NO.	SURFACE	DIMENSIONS	SHIP WT.
<b>PRODUCT</b>			
669RU-DD	Porcelain Steel Whiteboard	40"H x 30"W	66 lbs
669RU-DC	Porcelain Steel Whiteboard / Natural Cork	40"H x 30"W	72 lbs
669RF-DD	Porcelain Steel Whiteboard	4'H x 5'W	135 lbs
669RF-DC	Porcelain Steel Whiteboard / Natural Cork	4'H x 5'W	143 lbs
669RG-DD	Porcelain Steel Whiteboard	4'H x 6'W	134 lbs
669RG-DC	Porcelain Steel Whiteboard / Natural Cork	4'H x 6'W	147 lbs
669RH-DD	Porcelain Steel Whiteboard	4'H x 8'W	209 lbs
669RH-DC	Porcelain Steel Whiteboard / Natural Cork	4'H x 8'W	191 lbs

[VIEW ONLINE](#)



### Essentials Mobile Clear Divider

- Get clear protection for your office, school, and industrial spaces!
- With a clear plastic panel to create spaces that are protected yet still maintain visibility, the Essentials Mobile Clear Divider provides mobile and see-through protection for your guests, employees, students, and more.
- Featuring anodized aluminum trim, the plastic panel accepts dry erase markers. Divider available in two sizes. Smaller panel measures 54"H x 38-1/2"W. Larger panel measures 54"H x 68"W.
- Wide base design is stable, and heavy duty locking casters move easily.
- SCS Indoor Advantage Gold Certified.

PART NO.	DESCRIPTION	DIMENSIONS	SHIP WT.
<b>PRODUCT</b>			
62541-CLEAR	Standard	71.8"H x 42"W x 21"D	36 lbs
62506-CLEAR	Large	71.8"H x 68"W x 21"D	60 lbs

[VIEW ONLINE](#)



# MOBILE BOARDS & EASELS: Mobile Boards & Room Dividers

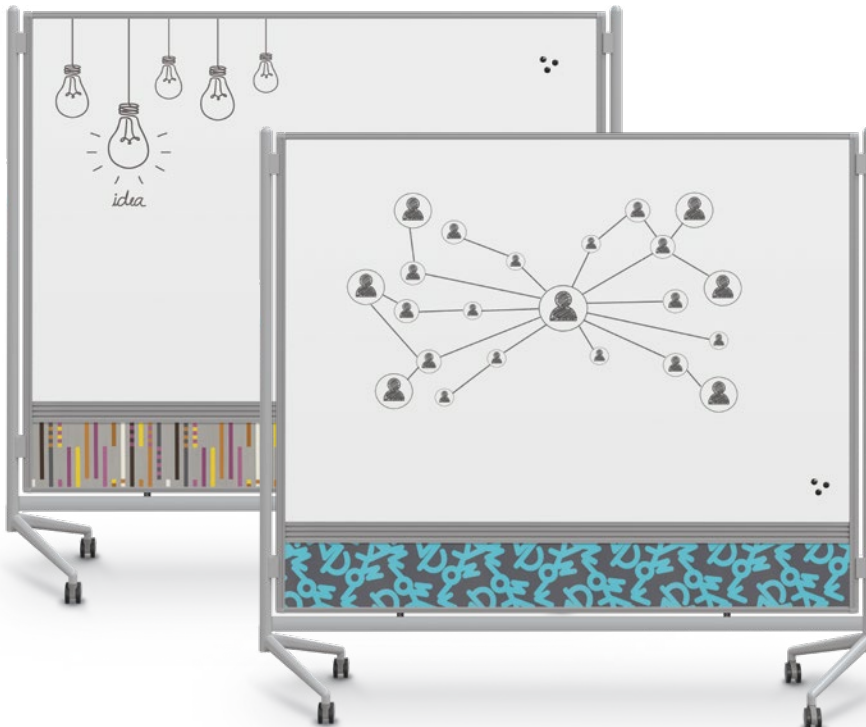


## D.O.C. Mobile Room Divider

- Divide and conquer your space. Create the spaces and divisions you need with these easy to use mobile panels.
- Versatile and multi-functional, D.O.C. Mobile Room Dividers allow you to divide, organize, and customize a work or display area however you choose.
- Mobile double-sided dividers come in a variety of surface combinations, including porcelain steel magnetic whiteboard, Dura-Rite HPL whiteboard, natural cork, and decorative laminate.
- Three sizes available for maximum configuration flexibility: 6'H x 4'W, 6'H x 6'W, and 6'H x 8'W.
- Panels are trimmed in modern anodized aluminum and include locking casters.
- Leg design minimizes gapping, and connectors are available to join panels at 90° or 180° angles.
- SCS Indoor Advantage Gold Certified.

[VIEW ONLINE](#)

PART NO. PRODUCT	SURFACE	PANEL SIZE	OVERALL DIMENSIONS	SHIP WT.
661AD-DD	Porcelain Steel	58"H x 46.3"W	73"H x 52"W x 20"D	120 lbs
661AG-DD	Porcelain Steel	58"H x 70.3"W	73"H x 76"W x 20"D	180 lbs
661AH-DD	Porcelain Steel	58"H x 94.5"W	73"H x 100"W x 20"D	220 lbs



## D.O.C. Mobile Room Divider - Custom Fabric Panel

- Divide and conquer with style. Get all of the functionality of a D.O.C. with a sophisticated and customizable fabric panel upgrade.
- Available with a customizable fabric panel to match your soft seating or any other environment, versatile and multi-functional D.O.C. Mobile Room Dividers allow you to divide, organize, and customize a work or display area however you choose.
- Three sizes available for maximum configuration flexibility: 6'H x 4'W, 6'H x 6'W, and 6'H x 8'W.
- Upgrade your D.O.C. and add color and texture to your spaces with a sophisticated and customizable fabric panel upgrade. Choose a fabric from our graded-in program (COM available on approval) and enjoy a completely unique and designer room divider.
- Leg design minimizes gapping, and connectors are available to join panels at 90° or 180° angles. Base includes locking casters.
- SCS Indoor Advantage Gold Certified.

[VIEW ONLINE](#)

PART NO. PRODUCT	SURFACE	PANEL SIZE	OVERALL DIMENSIONS	SHIP WT.
661AD-DD-XXXX	Porcelain Steel	6'H x 4'W	73"H x 52"W x 20"D	120 lbs
661AG-DD-XXXX	Porcelain Steel	6'H x 6'W	73"H x 76"W x 20"D	180 lbs
661AH-DD-XXXX	Porcelain Steel	6'H x 8'W	73"H x 100"W x 20"D	220 lbs



### Divvy D.O.C. Mobile Room Divider

- Divide, organize, customize, and now modernize. With ultra stylish multi-panel Divvy D.O.C. room dividers, you can add instant color and texture (and functional whiteboard) to any space, in a truly unique ready-to-roll room divider.
- Mobile double-sided dividers include a variety of attractive and colorful surfaces to add style and function to any environment, while also offering privacy, acoustic shielding, and easy configuration.
- Available in two standard configurations. Sized at 6'H x 6'W for maximum configuration flexibility. Panel measures 58"H x 70-1/4"W.
- Your options for a custom Divvy D.O.C. are virtually limitless: choose from fabric, laminate, whiteboard, or tackboard surfaces. Go completely custom and get our design team to help create an amazing divider just for you!
- SCS Indoor Advantage Gold Certified.

[VIEW ONLINE](#)

PART NO.	DESCRIPTION	PANEL SIZE	OVERALL DIMENSIONS	SHIP WT.
<b>PRODUCT</b>				
661DG-L2	Standard	58"H x 70.3"W	73"H x 76"W x 20"D	160 lbs
661DG-L3	Balanced	58"H x 70.3"W	73"H x 76"W x 20"D	160 lbs
661DG-CUSTOM	Custom	58"H x 70.3"W	73"H x 76"W x 20"D	160 lbs



### D.O.C. Glass Mobile Room Divider

- Fresh modern style enhances creativity in your work environment. Pairing elegant magnetic glass whiteboard with a mobile aluminum frame, D.O.C. Glass Mobile Room Dividers allow you the freedom to divide, organize, and customize your space to fit your individual needs.
- Modular panels move wherever needed to create whatever space is needed; locking swivel casters keep them in place. Two sizes available for maximum configuration flexibility: 6'H x 4'W or 6'H x 6'W
- Double-sided in tempered safety glass to provide smooth writability and erasability. Glass is backed with steel to accept rare earth magnets.
- Divider comes standard with gloss white glass, but you can customize the glass panel in a variety of ways to personalize your workspace, including color and graphic printing options.
- Decorative kickplate is finished in your choice of laminates. Choose a standard option or create a custom divider.
- SCS Indoor Advantage Gold Certified.

[VIEW ONLINE](#)

PART NO.	DESCRIPTION	PANEL SIZE	OVERALL DIMENSIONS	SHIP WT.
<b>PRODUCT</b>				
8201D-XXXX	Silver Frame + White Glass	6'H x 4'W	73"H x 52"W x 20"D	360 lbs
8201G-XXXX	Silver Frame + White Glass	6'H x 6'W	73"H x 75.4"W x 20"D	540 lbs



Extended handle fits into the recess on the opposite side to allow side-by-side Ogees to nest.

### Ogee Curved Easel

- Throw a curve on the standard easel! Smoothly sloped surface allows full use for all ages and sizes.
- The curved whiteboard surface on the Ogee Curved Easel maximizes the use of the writing surface while giving it a sleek high end design look.
- Surface measures 72"H x 36"W. Curved bottom makes writing on the lower portion of the board easier. Available with porcelain steel or Magne-Rite surface.
- Middle storage tray also functions as a handle to easily move the Ogee around wherever it's needed.
- Great for space division. Boards nest using the handle.
- Comes standard with a marker tray, and bottom shelf provides additional storage space.
- SCS Indoor Advantage Gold Certified.

PART NO.	DESCRIPTION	DIMENSIONS	SHIP WT.
PRODUCT			
55471-DD	Porcelain Steel	74.3"H x 36.5"W x 23.5"D	107 lbs
55471-PP	Magne-Rite	74.3"H x 36.5"W x 23.5"D	107 lbs

[VIEW ONLINE](#)



### Nest Easel

- The Nest Easel is designed to nest together for compact storage. Choose silver or black frame. Includes double-sided magnetic whiteboard.
- Features accessory trays and flip chart hooks and height adjustable storage box. Can be adjusted to 65" or 72" high. Base includes 2" casters.
- SCS Indoor Advantage Gold Certified.

PART NO.	DESCRIPTION	DIMENSIONS	SHIP WT.
PRODUCT			
781P	Black	72"H x 34.8"W x 24"D	69 lbs
785P	Silver	72"H x 34.8"W x 24"D	69 lbs

[VIEW ONLINE](#)



### Wheasel® Mobile Easel

- The Wheasel is a versatile double-sided mobile easel ideal for any environment. Available framed with a magnetic porcelain steel whiteboard surface, or unframed with a melamine whiteboard surface.
- Lower storage tray and locking 2" casters included. Accessory tray and flip chart hooks on each side.
- SCS Indoor Advantage Gold Certified.

PART NO.	DESCRIPTION	DIMENSIONS	SHIP WT.
PRODUCT			
770	Porcelain Steel	65"H x 28.8"W x 27"D	55 lbs
759	Melamine	65"H x 28.8"W x 27"D	45 lbs

[VIEW ONLINE](#)



PART NO.	DIMENSIONS	SHIP WT.
VINYL / VINYL		
646D	4H x 4W x 18"D	37 lbs
646F	4H x 5W x 18"D	42 lbs
646G	4H x 6W x 18"D	48 lbs

PART NO.	DIMENSIONS	SHIP WT.
WHITEBOARD / VINYL		
648D	4H x 4W x 18"D	37 lbs
648F	4H x 5W x 18"D	42 lbs
648G	4H x 6W x 18"D	48 lbs

## Preschool Divider

- Preschool Dividers are the ideal portable panel and room divider for any early childhood environment.
- Use the versatile Preschool Dividers as room dividers, acoustical shields, storyboard displays, or to exhibit artwork. Join dividers together to create private learning areas, or to divide rooms into activity areas.
- Available finished in easy to clean vinyl, or melamine dry erase surface in black anodized aluminum trim. Lightweight panel and wide base design create stability.
- Panels include 2" casters (two locking). Each panel is 18"D.
- SCS Indoor Advantage Gold Certified.

[VIEW ONLINE](#)

PART NO.	DIMENSIONS	SHIP WT.
WHITEBOARD / WHITEBOARD		
650D	4H x 4W x 18"D	37 lbs
650F	4H x 5W x 18"D	42 lbs
650G	4H x 6W x 18"D	48 lbs



## Mobile Floor Display Panel

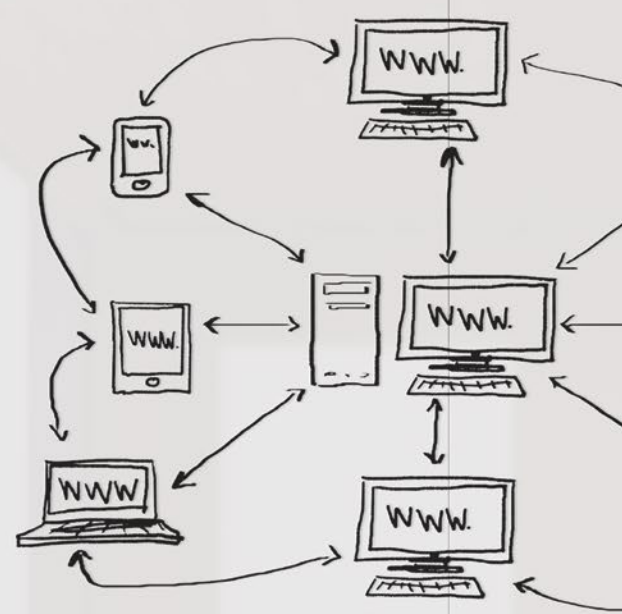
- Divide your spaces on-the-go. Flexible dividers are ideal to add privacy and protection to any environment.
- Mobile Floor Display Panels provide a versatile way to display artwork, posters, or other information. Ideal for use as temporary partitions or room dividers.
- Available with an easy to clean vinyl surface. Surface is tackable and fully framed in anodized aluminum trim.
- Connecting brackets allow panels to attach at various angles to create a variety of configurations. Includes brackets for both 90° and 120° connections.
- For single panel set ups, caster legs (included with each panel) allow easy mobility.
- SCS Indoor Advantage Gold Certified.

[VIEW ONLINE](#)



PART NO.	DESCRIPTION	DIMENSIONS	SHIP WT.
SINGLE PANEL			
689D-44	Single - Gray Vinyl	78"H x 50"W	50 lbs
689D-47	Single - Pacific Blue Vinyl	78"H x 50"W	50 lbs


PART NO.	DESCRIPTION	DIMENSIONS	SHIP WT.
SET OF 3 PANELS			
689D3-44	Set of 3 - Gray Vinyl	78"H x 150"W	150 lbs
689D3-47	Set of 3 - Pacific Blue Vinyl	78"H x 150"W	150 lbs



# IV: Wall Systems & Resurfacing



# WALL SYSTEMS & RESURFACING: Glass Wall Systems



## Rapport Basic Glass Wall System

- Rapport will modernize and elevate your walls instantly with smart style and functional whiteboard space, ideal for communication, collaboration, and creativity. Create a user-friendly and inviting room-sized presentation surface.
- Tempered safety glass is suited for use in any environment, from industrial to classroom and everything in between. Steel-backed glass accepts rare earth magnets.
- Glass is available standard in gloss white, or in any of our standard glass colors. Create one sleek monochrome wall, or mix and match for a designer appearance. Custom colors and graphics also available.
- The Rapport Basic Series features stainless steel mounting standoffs along the top edge, and a full-length anodized aluminum accessory tray along the bottom for storing markers and erasers.
- Fifty year limited warranty. SCS Indoor Advantage Gold Certified.

PART NO.	DIMENSIONS	SHIP WT.
PRODUCT		
GWA406-XXXX	4H x 6W	79 lbs
GWA408-XXXX	4H x 8W	104 lbs
GWA412-XXXX	4H x 12W	170 lbs
GWA416-XXXX	4H x 16W	224 lbs

[VIEW ONLINE](#)



## Unity Commercial Glass Wall System

- Unity will modernize and elevate your walls instantly with smart style and functional whiteboard space, ideal for communication, collaboration, and creativity. Create a user-friendly room-sized presentation surface.
- Tempered safety glass is suited for use in any environment. Steel-backed glass accepts rare earth magnets. Glass is gloss white, or available in any standard or custom color.
- The Unity Commercial Series features slim and modern aluminum trim along the top and bottom edge.
- Fifty year limited warranty. SCS Indoor Advantage Gold Certified.

PART NO.	DIMENSIONS	SHIP WT.
PRODUCT		
GWD406-XXXX	4H x 6W	79 lbs
GWD408-XXXX	4H x 8W	104 lbs
GWD412-XXXX	4H x 12W	170 lbs
GWD416-XXXX	4H x 16W	224 lbs
GWD608-XXXX	6H x 8W	166 lbs
GWD612-XXXX	6H x 12W	249 lbs
GWD616-XXXX	6H x 16W	332 lbs
GWD620-XXXX	6H x 20W	415 lbs
GWD624-XXXX	6H x 24W	498 lbs
GWD808-XXXX	8H x 8W	216 lbs
GWD812-XXXX	8H x 12W	324 lbs
GWD816-XXXX	8H x 16W	432 lbs
GWD820-XXXX	8H x 20W	540 lbs
GWD824-XXXX	8H x 24W	648 lbs

[VIEW ONLINE](#)



### Liso Classroom Glass Wall System

- Liso will modernize and elevate your walls instantly with smart style and functional whiteboard space, ideal for communication, collaboration, and creativity. Create a user-friendly and inviting room-sized presentation surface.
- Tempered safety glass is suited for use in any environment, from industrial to classroom and everything in between. Steel-backed glass accepts rare earth magnets.
- Glass is available standard in gloss white, or in any of our standard glass colors. Create one sleek monochrome wall, or mix and match for a designer appearance. Custom colors and graphics also available.
- The Liso Classroom Series features a full-length tackable map rail along the top edge, and a full-length anodized aluminum accessory tray along the bottom for storing markers and erasers.
- Fifty year limited warranty. SCS Indoor Advantage Gold Certified.



PART NO.	DIMENSIONS	SHIP WT.
PRODUCT		
GWB406-XXXX	4H x 6W	79 lbs
GWB408-XXXX	4H x 8W	104 lbs
GWB412-XXXX	4H x 12W	170 lbs
GWB416-XXXX	4H x 16W	224 lbs

[VIEW ONLINE](#)



### Fluent Office Glass Wall System

- Fluent will modernize and elevate your walls instantly with smart style and functional whiteboard space, ideal for communication, collaboration, and creativity.
- Tempered safety glass is suited for use in any environment. Steel-backed glass accepts rare earth magnets.
- The Fluent Office Series features slim anodized aluminum trim along the top, and a full-length anodized aluminum accessory tray along the bottom.
- Fifty year limited warranty. SCS Indoor Advantage Gold Certified.



PART NO.	DIMENSIONS	SHIP WT.
PRODUCT		
GWC406-XXXX	4H x 6W	79 lbs
GWC408-XXXX	4H x 8W	104 lbs
GWC412-XXXX	4H x 12W	170 lbs
GWC416-XXXX	4H x 16W	224 lbs
GWC608-XXXX	6H x 8W	166 lbs
GWC612-XXXX	6H x 12W	249 lbs
GWC616-XXXX	6H x 16W	332 lbs
GWC620-XXXX	6H x 20W	415 lbs
GWC624-XXXX	6H x 24W	498 lbs
GWC808-XXXX	8H x 8W	216 lbs
GWC812-XXXX	8H x 12W	324 lbs
GWC816-XXXX	8H x 16W	432 lbs
GWC820-XXXX	8H x 20W	540 lbs
GWC824-XXXX	8H x 24W	648 lbs

[VIEW ONLINE](#)



# WALL SYSTEMS & RESURFACING: Porcelain Steel



## Sharewall® Spline System

- Create. Communicate. Collaborate. Full wall whiteboard for unlimited possibilities in the classroom, media room, office, or anywhere else.
- The Sharewall Spline System allows you to create a user-friendly and clean-lined room-sized presentation surface specially designed for versatile multimedia productions.
- Your complete panel system is fully trimmed in clean anodized aluminum for a clean and modern appearance. Trim available in silver or white finish.
- Unique groove and spline system allows for seamless, smooth walls.
- Each individual panel is available in 6' or 8'H and up to 16'W to cover as much space as you need.
- Porcelain surface is magnetic and provides easy writability and erasability.
- The steel surface is durable, and will erase cleanly, even after heavy use. Other markerboard surfaces can become stained with frequent use over a short period and can be difficult to clean.
- Fifty year limited warranty.
- SCS Indoor Advantage Gold Certified.

PART NO.	DIMENSIONS	SHIP WT.
PRODUCT		
2T201	6'H x 8'W	269 lbs
2T202	6'H x 12'W	427 lbs
2T203	6'H x 16'W	477 lbs
2T204	8'H x 8'W	370 lbs
2T205	8'H x 12'W	559 lbs
2T206	8'H x 16'W	631 lbs


[VIEW ONLINE](#)

## Porcelain Steel Retro-Finish Panel

- Porcelain Steel Retro-Finish Panels make short work of resurfacing any old chalkboard or markerboard.
- No need to remove the existing board. Simply drill the Retro-Finish panel directly into the old board. Factory framed panels come with pre-drilled holes to make mounting easy.
- Standard gloss porcelain provides superior writability and erasability with no ghosting. Reduced surface light distortion enhances visibility to provide optimum eye comfort.
- Fifty year limited warranty. SCS Indoor Advantage Gold Certified.

PART NO.	DIMENSIONS	SHIP WT.
PRODUCT		
2R2AX-25	per sq. ft.	3 lbs

[VIEW ONLINE](#)




### Unframed Whiteboard Panel

- Renew or replace any torn or worn board with whiteboard panels, available in two surface options.
- Porcelain Steel:** Magnetic porcelain steel dry erase surface is engineered for superior color contrast with dry erase markers. Porcelain steel layer is permanently laminated to durable and moisture-resistant substrate, retaining rigidity while staying easy to handle. Available in 1/4" or 1/2" thick panels. Fifty year limited warranty.
- TuF-Rite:** TuF-Rite dry erase whiteboard surface provides a vast improvement over standard economy melamine boards. Thermal fuse technology improves erasability and lasts up to three times as long. Five year limited warranty.
- Panel roller and adhesive available to ensure easy installation.
- SCS Indoor Advantage Gold Certified.

[VIEW ONLINE](#)

PART	DESCRIPTION	DIMENSIONS	SHIP WT.
<b>PRODUCT</b>			
202X	Porcelain Steel Whiteboard (1/2") - Unframed (Foil Back)	per sq. ft.	5 lbs
203X	Porcelain Steel Whiteboard (1/2") - Unframed (Sheet Back)	per sq. ft.	5 lbs
2H2X	Porcelain Steel Whiteboard (1/4") - Unframed	per sq. ft.	3 lbs
80-TM	Cover Bar for Porcelain Steel Panel Seams	per linear ft.	1 lb
2H1X	TuF-Rite Whiteboard - Unframed	per sq. ft.	2 lbs
545	Panel Roller	9"H x 9"W	5 lbs
531	Panel Adhesive	16 sq. ft.	4 lbs



### Whiteboard Self-Adhesive Skin

- Replace or renew any torn or worn board with whiteboard self-adhesive skins, designed to make markerboard resurfacing easy, with no mess or fumes.
- Porcelain Steel:** High quality skins are made from 24-gauge steel. Standard gloss porcelain provides superior writability and erasability with no ghosting. Reduced surface light distortion enhances visibility to provide optimum eye comfort.
- Dura-Rite:** High quality skins are made from Dura-Rite HPL for a tough and erasable surface that will provide years of use.
- Self-adhesive skins feature a peel-and-stick backing that applies easily to an existing board. Self-stick adhesive is intended for resurfacing on an existing board surface and has not been tested for use on other materials.
- Fifty year limited warranty on porcelain steel. Twenty year limited warranty on Dura-Rite®. SCS Indoor Advantage Gold Certified.

[VIEW ONLINE](#)

PART NO.	DESCRIPTION	DIMENSIONS	SHIP WT.
<b>PRODUCT</b>			
208SX	Porcelain Steel Whiteboard Self-Adhesive Skin (4'H)	per sq. ft.	4 lbs
210SX	Porcelain Steel Whiteboard Self-Adhesive Skin (5'H)	per sq. ft.	5 lbs
218S	Dura-Rite Self-Adhesive Skin	per sq. ft.	2 lbs

# WALL SYSTEMS & RESURFACING: Tackboard



Natural Cork Panel

Natural Cork Roll




Natural Cork Self-Adhesive Skin

## Natural Cork Resurfacing


- Renew or replace any torn or worn board with unframed tackboard panels, available in multiple surface and substrate options to fit any need, any budget, and any environment.
- Natural cork is an environmentally responsible and naturally renewable resource. Cork is harvested from a cork tree, stripped with careful cuts that do not harm the inner core of the tree. The cork bark regrows, and this process allows a useful life of more than 150 years for each tree.
- **Natural Add-Cork Panel:** Our select Add-Cork surface features a 3/8" thick cork layer bonded to 3/8" thick durable substrate material.
- **Natural Cork-Plate Panel:** Premium Cork-Plate surface is our top of the line option, featuring a full 1/4" thick cork layer bonded to 1/4" thick rigid and moisture-resistant substrate material.
- **Natural Cork Roll:** Rolls are available either cut to size or in precut sizes. Please add fiberboard or other appropriate backer to allow for use as tack surface. Adhesive for rolls sold separately.
- **Natural Cork Self-Adhesive Skin:** Self-adhesive skins feature a peel-and-stick backing that applies easily to an existing board. Self-stick adhesive is intended for resurfacing on an existing board surface and has not been tested for use on other materials.

[VIEW ONLINE](#)

PART	DESCRIPTION	DIMENSIONS	SHIP WT.
<b>NATURAL CORK PANEL</b>			
302X	Natural Add-Cork Panel - Unframed	per sq. ft.	1 lb
303X	Natural Cork-Plate Panel - Unframed	per sq. ft.	2 lbs
<b>NATURAL CORK ROLL</b>			
NCK406	Natural Cork Roll	4H x 6W	9 lbs
NCK408	Natural Cork Roll	4H x 8W	12 lbs
NCK412	Natural Cork Roll	4H x 12W	18 lbs
NCK424	Natural Cork Roll	4H x 24W	36 lbs
NCK4100	Natural Cork Roll	4H x 100W	150 lbs
<b>NATURAL CORK SELF-ADHESIVE SKIN</b>			
308JX	Natural Cork Self-Adhesive Skin (1/4")	per sq. ft.	1 lb



Colored Cork Panel



Colored Cork Self-Adhesive Skin

PART	DESCRIPTION	DIMENSIONS	SHIP WT.
PRODUCT			
322X	Colored Cork Tackboard - Unframed	per sq. ft.	2 lbs
325JX	Colored Cork Self-Adhesive Skin	per sq. ft.	1 lb

### Colored Cork Resurfacing

- Renew or replace any torn or worn board with Colored Cork, made with colorful and durable Forbo® linoleum.
- Surface is self-healing and colored throughout to ensure colorfastness and eliminate fading.
- Panels are made with ¼" thick Colored Cork permanently adhered to a ¼" thick layer of rigid substrate.
- Self-adhesive skins feature a peel-and-stick backing that applies easily to an existing board. Self-stick adhesive is intended for resurfacing on an existing board surface and has not been tested for use on other materials.
- Ten year limited warranty. SCS Indoor Advantage Gold Certified.

[VIEW ONLINE](#)




### Vinyl Panels

- Low-maintenance fabric-backed vinyl material is durable and easy to clean. Vinyl is also treated to resist the growth of stain- and odor-causing microbes, and is available in multiple colors to coordinate with any environment.
- **Vin-Tak:** Vin-Tak features vinyl adhered to ⅞" lightweight and tackable substrate material.
- **Vinyl Add-Cork:** Features vinyl adhered to a ⅞" thick cork layer bonded to ⅜" thick durable substrate material.
- **Vinyl Cork-Plate:** Features vinyl adhered to a full ¼" thick cork layer bonded to ¼" thick rigid substrate material.
- Ten year limited warranty on all panels. SCS Indoor Advantage Gold Certified.

[VIEW ONLINE](#)

PART	DESCRIPTION	DIMENSIONS	SHIP WT.
PRODUCT			
311X	Vin-Tak Tackboard - Unframed (Cut Edge)	per sq. ft.	1 lb
314E	Vin-Tak Tackboard - Unframed (Wrapped Edge)	per sq. ft.	1 lb
312X	Vinyl Covered Add-Cork - Unframed	per sq. ft.	1 lb
313X	Vinyl Covered Cork-Plate - Unframed	per sq. ft.	2 lbs



### Fabric Panels

- Featuring a polyolefin fabric that is washable, treated to resist the growth of stain- and odor-causing microbes, and unaffected by most common household chemicals, salts, and cleansers, fabric panels also soften any space with sound-dampening qualities
- **Fab-Tak:** Vin-Tak features vinyl adhered to ⅞" lightweight and tackable substrate material.
- **Fabric Add-Cork:** Features fabric adhered to a ⅞" thick cork layer bonded to ⅜" thick durable substrate material.
- **Fabric Cork-Plate:** Features fabric adhered to a ¼" thick cork layer bonded to ¼" thick rigid substrate material.
- Ten year limited warranty on all panels. SCS Indoor Advantage Gold Certified.

[VIEW ONLINE](#)

PART	DESCRIPTION	DIMENSIONS	SHIP WT.
PRODUCT			
331X	Fab-Tak Tackboard - Unframed (Cut Edge)	per sq. ft.	1 lb
334E	Fab-Tak Tackboard - Unframed (Wrapped Edge)	per sq. ft.	1 lb
332X	Fabric Covered Add-Cork - Unframed	per sq. ft.	1 lb
333X	Fabric Covered Cork-Plate - Unframed	per sq. ft.	2 lbs



# V: Enclosed Boards & Cabinets



# ENCLOSED BOARDS & CABINETS: Bulletin Board Cabinets



## Indoor Enclosed Bulletin Board Cabinet

- Display your information in style. Attractive cabinet comes in multiple sizes and materials.
- Attractive cabinet adds versatile display space to virtually any environment. Heavy duty trim in silver aluminum frames a 1-1/2" internal depth.
- Comes with up to three locking doors with concealed hinges and shatter-resistant clear acrylic panels.
- Available in natural cork or vinyl back panel. Please specify back panel material and color choice.
- SCS Indoor Advantage Gold Certified.

[VIEW ONLINE](#)



PART NO.	DESCRIPTION	DIMENSIONS	SHIP WT.
<b>PRODUCT</b>			
94PSA-I	1 Door	24"H x 18"W	10 lbs
94PSB-I	1 Door	36"H x 24"W	20 lbs
94PSU-I	1 Door	36"H x 30"W	26 lbs
94PS1-I	1 Door	36"H x 36"W	31 lbs
94PSC-I	2 Doors	36"H x 48"W	35 lbs
94PSE-I	2 Doors	36"H x 60"W	48 lbs
94PS2-I	3 Doors	36"H x 72"W	57 lbs
94PSG-I	3 Doors	48"H x 72"W	75 lbs
94PSH-I	3 Doors	48"H x 96"W	110 lbs



## Outdoor Enclosed Bulletin Board Cabinet

- Display your message in the great outdoors. Durable weather-resistant cabinet is designed to be used outside.
- Attractive cabinet adds versatile display space to virtually any environment. Heavy duty trim in silver aluminum frames a 1-1/2" internal depth.
- Comes with up to three locking doors with concealed hinges and shatter-resistant clear acrylic panels.
- Cabinet should be mounted beneath an overhang or in a semi-enclosed space.
- Available in natural cork or vinyl back panel. Please specify back panel material and color choice.
- SCS Indoor Advantage Gold Certified.

[VIEW ONLINE](#)



PART NO.	DESCRIPTION	DIMENSIONS	SHIP WT.
<b>PRODUCT</b>			
94PSA-O	1 Door	24"H x 18"W	11 lbs
94PSB-O	1 Door	36"H x 24"W	22 lbs
94PSU-O	1 Door	36"H x 30"W	29 lbs
94PS1-O	1 Door	36"H x 36"W	34 lbs
94PSC-O	2 Doors	36"H x 48"W	39 lbs
94PSE-O	2 Doors	36"H x 60"W	43 lbs
94PS2-O	3 Doors	36"H x 72"W	63 lbs
94PSG-O	3 Doors	48"H x 72"W	82 lbs
94PSH-O	3 Doors	48"H x 96"W	120 lbs



### Outdoor Headline Bulletin Board Cabinet

- Your school, company, or organization name is legible even from a distance with the weather-resistant Outdoor Headline Bulletin Board Cabinet.
- Heavy duty trim in silver aluminum frames a 1-½" internal depth. Locking hinged doors protect items on display and prevent tampering. Cabinet should be mounted beneath an overhang or in a semi-enclosed space.
- Comes with locking doors with concealed hinges and shatter-resistant clear acrylic panels. Includes 6" headline panel available with customized text.
- Available in natural cork or vinyl back panel. Please specify back panel material.
- SCS Indoor Advantage Gold Certified.

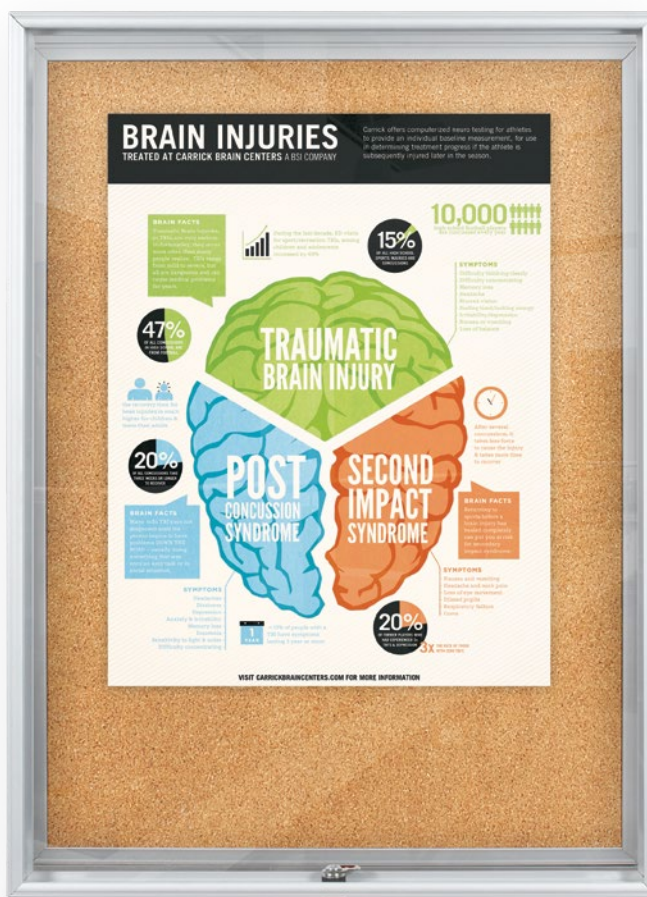


[VIEW ONLINE](#)

PART NO.	DESCRIPTION	DIMENSIONS	SHIP WT.
<b>PRODUCT</b>			
94PS1-OH	1 Door	36"H x 36"W	37 lbs
94PSC-OH	2 Doors	36"H x 48"W	43 lbs
94PSE-OH	2 Doors	36"H x 60"W	58 lbs
94PS2-OH	3 Doors	36"H x 72"W	68 lbs
94PSG-OH	3 Doors	48"H x 72"W	90 lbs
94PSH-OH	3 Doors	48"H x 96"W	135 lbs

### Economy Enclosed Bulletin Board Cabinet

- A unique, economical, and easy to use bulletin board cabinet for your lobby, foyer, hallway, or any other common walkway.
- Mount the board to the wall with included hardware, then attach the cover to the frame and lock.
- The removable locking cover is trimmed in ½" satin anodized aluminum for maximum viewing area, and features a durable ¼" Plexiglas face.
- Cover easily lifts off in one piece to give you access to the tackable surface.
- Overall depth is 2" with an internal depth of 1" for item display.
- SCS Indoor Advantage Gold Certified.



[VIEW ONLINE](#)

PART NO.	DIMENSIONS	SHIP WT.
<b>PRODUCT</b>		
94CAA-01	24"H x 18"W	11 lbs
94CAB-01	36"H x 24"W	20 lbs

# ENCLOSED BOARDS & CABINETS: Display Cases



## Counter Height Display Case

- Display your awards, trophies, collections, or other valuables in style.
- The Counter Height Display Case displays your awards or other valuables securely and visibly in your office, lobby, or other space.
- Includes glass top, sliding locking glass doors, and one glass shelf. Frame is black cast aluminum Elite trim with rounded corners for safety.
- Available with a full view glass back, or with a closed back and base. Closed base model features adjustable interior shelf.
- Choose from solid black, mahogany, or oak laminate panels. Custom laminates available.
- SCS Indoor Advantage Gold Certified.

PART NO.	DIMENSIONS	SHIP WT.
<b>CLOSED BASE</b>		
98B83	40"H x 36"W x 14"D	171 lbs
<b>FULL VIEW</b>		
98C83	40"H x 36"W x 14"D	171 lbs

[VIEW ONLINE](#)



## Wall Mount Display Case

- Display your awards, trophies, collections, or other valuables in style.
- The Wall Mount Display Case showcases any items you want to display.
- Features 3/8" thick tempered glass on three sides, allowing maximum viewability. Doors lock to help prevent tampering.
- Framed in elegant rounded black anodized aluminum Elite trim.
- Back panel is standard in black, mahogany, or oak laminate. Custom laminates and back panels are also available.
- SCS Indoor Advantage Gold Certified.

PART NO.	DIMENSIONS	SHIP WT.
<b>PRODUCT</b>		
90W83	48"H x 36"W x 14"D	250 lbs
90W84	48"H x 48"W x 14"D	350 lbs
90W85	48"H x 60"W x 14"D	450 lbs
90W86	48"H x 72"W x 14"D	550 lbs

[VIEW ONLINE](#)



### Elite Freestanding Display Case

- Show off your collection in style. With color and lighting options, your items on display will shine.
- The Elite Freestanding Display Case exhibits trophies, collectibles, and other valuables securely and visibly in your office, lobby, or other space.
- Frame is made of black anodized aluminum with rounded corners. Locking sliding doors are made of 3/8" thick tempered glass. Adjustable shelves are made of 3/8" glass.
- Laminate back panel is available standard in black, oak, or mahogany. Custom laminates and custom cabinet sizes are also available.
- Available with an optional cornice and light set to illuminate items on display.
- SCS Indoor Advantage Gold Certified.

PART NO.	DIMENSIONS	SHIP WT.
<b>STANDARD CASE</b>		
93R84	66"H x 48"W x 18"D	356 lbs
93R85	66"H x 60"W x 18"D	434 lbs
93R86	66"H x 72"W x 18"D	481 lbs
<b>CORNICE + LIGHT</b>		
93C84	72"H x 48"W x 18"D	420 lbs
93C85	72"H x 60"W x 18"D	485 lbs
93C86	72"H x 72"W x 18"D	550 lbs

[VIEW ONLINE](#)



## Cubicle Board Hanger

- Mount a whiteboard, tackboard, framed photograph, or artwork to your cubicle with ease and without using any damaging materials, tacks, or sticky substances.
- Lightweight hangers fit securely over most cubicle partitions, providing quick and easy accessibility. Easy to mount and unmount. A set holds up to 50 lbs.
- Screw adjustment allows hanger to fit wall thicknesses from 1" to 2-1/2". Sold in sets of two.
- SCS Indoor Advantage Gold Certified.

PART NO.	DESCRIPTION	SHIP WT.
56389	Cubicle Board Hanger (set of 2)	2 lbs

[VIEW ONLINE](#)




## Glass Accessory Tray

- Glass tray coordinates with virtually any of our glass board options.
- Attractive tray keeps your markers and erasers close at hand.
- Durable white glass finish adds sparkle to your glass board.
- SCS Indoor Advantage Gold Certified.

PART NO.	DIMENSIONS	SHIP WT.
572	1"H x 12"W x 4"D	2 lbs

[VIEW ONLINE](#)



## Magnetic Accessory Tray

- Keep your markers, erasers, and other whiteboard accessories close at hand with a magnetic accessory tray.
- Magnetic accessory trays attach to any surface that accepts magnets for instant and convenient marker and eraser storage. Measures 12" wide. Purchase two or more for larger boards.
- For use on standard magnetic whiteboards only. For magnetic glass boards use rare earth magnets.
- SCS Indoor Advantage Gold Certified.

PART NO.	DIMENSIONS	SHIP WT.
MT-12G	1.3"H x 12"W x 2.3"D	2 lbs


[VIEW ONLINE](#)

### Magnetic Q-Tray

- Keep your markers, erasers, and other whiteboard accessories close at hand with a Magnetic Q-Tray.
- Magnetic accessory tray attaches to any surface that accepts magnets for instant and convenient marker and eraser storage. Measures 16" wide. Purchase two or more for larger boards.
- For use on standard magnetic whiteboards only. For magnetic glass boards use rare earth magnets.
- SCS Indoor Advantage Gold Certified.

PART NO.	DIMENSIONS	SHIP WT.
MT-16	1.3"H x 16"W x 2.5"	2 lbs

[VIEW ONLINE](#)



### Magnetic Eraser Cloth

- Magnetic Eraser Cloth wipes away dry erase marker ink cleanly and with no ghosting.
- Cloth features a magnet sewn into one corner to easily attach to any surface that accepts magnets.
- Ideal for boards without a tray, the cloth conveniently stores wherever it is needed.
- SCS Indoor Advantage Gold Certified.

PART NO.	DIMENSIONS	SHIP WT.
555	8"H x 8"W	1 lb

[VIEW ONLINE](#)




### Visionary® Brass Finish Mounts

- The gold standard in glass board mounts. Brass finish mounts instantly elevate the chic in any space.
- Order a set of four mounts for boards 4'H x 4'W and smaller, a set of six mounts for boards 4'H x 6'W, or a set of eight mounts for boards 4'H x 8'W.
- SCS Indoor Advantage Gold Certified.

PART NO.	DESCRIPTION	SHIP WT.
B574V	Set of 4	2 lbs
B574V6	Set of 6	2 lbs
B574V8	Set of 8	2 lbs

[VIEW ONLINE](#)



## Appendix: Specified Fabrics & Finishes

**Please note:** fabrics and finishes are chosen for illustration purposes only and do not necessarily represent accurate scale, color, or best purpose of use. Please consult with our professional design team before selecting fabrics and finishes for your space.

Page	Product	Fabric / Finish
4-5	Akt Lounge Chair	Wilson Shadow
	Akt Lounge Corner Chair	Wilson Shadow
	Akt Lounge Loveseat	Wilson Shadow
	Akt Lounge Table	Laminate: Lost Pine / Edge Band: Platinum
10	Hierarchy Activity Table	Laminate: Whiteboard / Edge Band: Blue
	Hierarchy Chair Upholstered Seat	Fabric: Why Why Why Green
14-15	Schoolworks Bookcase	Laminate: Buka Bark
	Soft Sway Rocker	Fabric: Fanfare Wildberry
20-21	Elate Task Chair	Marathon Rain Storm
	Elate Electric Height Adjustable Desk	Laminate: Studio Teak / Edge Band: Platinum
	Akt Lounge Chair	Balen Morel
	Akt Lounge Sofa	Cairo II Green Tea
	Akt Lounge Table	Laminate: Studio Teak / Edge Band: Platinum
22-23	High Back Loveseat	Back + Arms: Cover Cloth Navel / Seat: Halo Lemongrass
	Blossom Petals	Fabric: Infinity Rinse
	Blossom Center	Fabric: Infinity Papaya
	Double Bench	Fabric: Cutout Aspen
26	D.O.C. - Custom Fabric Panel	Fabric: Roster Alloy / Fabric: Tag Fresco
30-31	MediaSpace Table - Large	Laminate: Ghost Maple / Edge Band: Black
32	Sofa	Fabric: Faux Mo Marine
	Triple Bench	Fabric: Lucio Ibiza
	Elate Electric Desk	Laminate: Asian Sun / Edge Band: Platinum
33	Avid Modular Desk	Laminate: Grey Elm / Edge Band: Navy
	Snap Desk	Laminate: Grey Elm / Edge Band: Navy
	MediaSpace Table - Large	Laminate: Ghost Maple / Edge Band: Black
34	Akt Lounge Sofa	Back: Bold Plaid Mixed Berries / Seat: Boundless Midnight
	Akt Lounge Loveseat Bench	Boundless Lipstick
38-39	Elevate Steps	Side Fabric: Silica Wifi Spark / Seat Fabric: Silica Flax

## Follow us:



[instagram.com/mooreco\\_inc](https://www.instagram.com/mooreco_inc)



[pinterest.com/moorecoinc](https://www.pinterest.com/moorecoinc)



[facebook.com/moorecoinc](https://www.facebook.com/moorecoinc)



[linkedin.com/company/mooreco-inc](https://www.linkedin.com/company/mooreco-inc)



[twitter.com/moorecoinc](https://twitter.com/moorecoinc)



[youtube.com/moorecoinc](https://www.youtube.com/moorecoinc)



[tiktok.com/@moorecoinc](https://www.tiktok.com/@moorecoinc)



**MooreCo Inc.**  
2885 Lorraine Avenue | Temple, TX 76501  
p: 800.749.2258 | f: 866.888.7483  
[www.moorecoinc.com](http://www.moorecoinc.com)