

Quick Ship

GUIDE | 2022

Outfit your entire classroom with product shipping in just **2-10 DAYS**

FASTEST IN THE INDUSTRY



MOORECO



2885 Lorraine Avenue | Temple, TX 76501

p: 800.749.2258 | f: 866.888.7483

www.moorecoinc.com

©2022 MooreCo, Inc. All rights reserved.

MooreCo reserves the right to correct pricing and/or copy errors.
Due to the current volatility in the price of raw and finished materials,
please refer to our latest online price guides for pricing and shipping
information. www.moorecoinc.com/price-guides

Quick Ship

GUIDE | 2022


what you get

Featuring products that are available as part of our QuickShip program to ship within ten business days or less! Contact your sales representative for volume purchases.




NO UPCHARGE TO SHIP ON TIME

Unlike our competitors, we don't charge you for faster shipping. We base our lead times on what we can get to you, not on what we can get out of you.



GUARANTEED LEAD TIMES

Products in our QuickShip program are available to ship to you within 2 to 10 days so you get your product when you need it. While supplies last.



OUTFIT YOUR ENTIRE SPACE

Our QuickShip program covers more than just desks and chairs. You can get wall mount boards, mobile boards, and more.



DESIGN FOR MODERN LEARNING

Our QuickShip products are designed for today's classroom with details that promote the latest educational philosophies.



Single desk ships UPS.

LAMINATE TOP OPTIONS:



FUSION MAPLE (7909)



GRAY NEBULA (4622)



BLACK

EDGEBAND OPTIONS:

ECONOMY SHAPES STUDENT DESK

- Desks offer quick and easy assembly, numerous group configurations, and height adjustability from 21" to 30". Optional youth height leg insert lowers the adjustment by six inches to 15" to 24" high to accommodate early childhood users.
- Top available in Fusion Maple or Gray Nebula with black edgebanding and adjustable powder-coated black steel leg. Legs feature swivel glides.

[VIEW ONLINE](#)

PART NO.	DESCRIPTION	DIMENSIONS	LEAD TIME
90580*	Economy Shapes Desk (Fusion Maple)	21" - 30"H x 28.8"W x 27.3"D	5 Days
90581*	Economy Shapes Desk (Gray Nebula)	21" - 30"H x 28.8"W x 27.3"D	5 Days

LAMINATE TOP OPTIONS:



FUSION MAPLE (7909)



GRAY NEBULA (4622)

EDGEBAND OPTIONS:



BLACK


ESSENTIALS ECONOMY RECTANGLE DESK

- Top available in Fusion Maple or Gray Nebula with black edgebanding, and adjustable powder-coated black steel leg.
- Desks offer quick and easy assembly, numerous group configurations, and height adjustability from 21" to 30".
- Optional youth height leg insert lowers the adjustment by six inches to 15" to 24" high to accommodate early childhood users. Available as a stand-alone accessory—purchase both the standard rectangle and the shorter leg inserts, and assemble your table with the youth height leg insert. Sold in sets of four.

[VIEW ONLINE](#)



Single desk ships UPS.



PART NO.	DESCRIPTION	DIMENSIONS	LEAD TIME
91672	Essentials Economy Rectangle Desk (Fusion Maple)	21" - 30"H x 26"W x 20"D	5 Days
91673	Essentials Economy Rectangle Desk (Gray Nebula)	21" - 30"H x 26"W x 20"D	5 Days

HIERARCHY SHAPES DESK

- Virtually endless configurations let you create custom layouts.
- Join the Hierarchy Shapes Desk together in a number of ways to fit your needs. The highly versatile table's ergonomic shape provides flexibility and workspace comfort. Allows easy left or right hand seating.
- Scratch resistant 1-1/4" thick HPL top with T-mold edgebanding.
- Powder coated steel legs are height adjustable, and designed for quick assembly.
- Legs include floor safe glides for easy pod configuration.

LAMINATE TOP OPTIONS:



FUSION MAPLE (7909)



GRAY ELM (8201)



WHITEBOARD (MRKR)

EDGE BAND OPTIONS:



PLATINUM



BLACK



[VIEW ONLINE](#)

PART NO.	DESCRIPTION	DIMENSIONS	LEAD TIME
113361-7909	Hierarchy Shapes Desk + Fusion Maple + Black Edgeband + Black Legs	22" - 32"H x 29.9"W x 28.4"D	5 Days
114362-8201	Hierarchy Shapes Desk + Grey Elm + Platinum Edgeband + Platinum Legs	22" - 32"H x 29.9"W x 28.4"D	5 Days
113361-MRKR	Hierarchy Shapes Desk + Whiteboard + Black Edgeband + Black Legs	22" - 32"H x 29.9"W x 28.4"D	5 Days
OPTIONAL ACCESSORIES			
66662	Wire Book Box (Chrome)	4"H X 15"W X 13.5"D	5 Days

HIERARCHY SHAPES DESK + PORCELAIN STEEL TOP

- Now available with a porcelain steel whiteboard top, designed to provide space for doodling, jotting down notes and ideas, and brainstorming.
- Surface accepts magnets for even more versatility.
- Tests show porcelain is 2.5 times harder and twice as scratch-resistant as laminate, reducing dents, dings, and other damage. Surface is also 5.5 times more wear-resistant.
- Porcelain top is also resistant to delamination, keeping dry erasability intact for the life of the desk.



[VIEW ONLINE](#)



PART NO.	DESCRIPTION	DIMENSIONS	LEAD TIME
70522	Hierarchy Shapes Desk + Porcelain Steel Top (Black Legs)	22" - 32"H x 29.9"W x 28.4"D	5 Days
70523	Hierarchy Shapes Desk + Porcelain Steel Top (Platinum Legs)	22" - 32"H x 29.9"W x 28.4"D	5 Days

HIERARCHY FENDER BY MOORECO DESK

- Innovative shape and curves create countless configurations.
- Available in two sizes (medium and large) and adjustable from 22" to 32"H in 1" increments.
- Youth height legs available for 12" to 18" height adjustment. Standing height legs available for 27" to 42" height adjustment.
- Join the desks together in a number of ways to fit your needs.
- The highly versatile table's ergonomic shape provides flexibility and workspace comfort.
- Powder coated steel legs are height adjustable, and designed for quick assembly. Available in black or silver.

LAMINATE TOP OPTIONS:



FUSION MAPLE (7909)



GRAY ELM (8201)



GRAY NEBULA (4622)



WHITEBOARD (MRKR)

EDGE BAND OPTIONS:



PLATINUM



BLACK



[VIEW ONLINE](#)

PART NO.	DESCRIPTION	DIMENSIONS	LEAD TIME
11X3RX-XXXX	Hierarchy Fender by MooreCo Desk - Standard	22" - 32"H x 33"W x 23"D	10 Days
11X3SX-XXXX	Hierarchy Fender by MooreCo Desk - Large	22" - 32"H x 36"W x 24"D	10 Days

LAMINATE TOP OPTIONS:




FUSION MAPLE (7909)



GRAY ELM (8201)



GRAY NEBULA (4622)



WHITEBOARD (MRKR)

EDGE BAND OPTIONS:



PLATINUM



BLACK



ROUND ACTIVITY TABLES

- Tables offer quick and easy assembly and height adjustability from 21" to 30".
- Optional youth height insert lowers the adjustment by six inches to 15" to 24" high to accommodate early childhood users. Available as a stand-alone accessory—purchase both the standard Activity Table and the shorter inserts, and assemble your table with the youth height leg insert. Sold in sets of four.

[VIEW ONLINE](#)

PART NO.	DESCRIPTION	DIMENSIONS	LEAD TIME
90527-N-XXXX-XX	Activity Table - 36 Round	21" - 30"H x 36"W x 36"D	10 Days
90527-P-XXXX-XX	Activity Table - 42 Round	21" - 30"H x 42"W x 42"D	10 Days
90527-Q-XXXX-XX	Activity Table - 48 Round	21" - 30"H x 48"W x 48"D	10 Days





LAMINATE TOP OPTIONS:



EDGE BAND OPTIONS:



UP-RITE STUDENT DESK

- The Up-Rite Student Height Adjustable Sit/Stand Desk is the energetic addition to complement any classroom. With full sit to stand adjustment, you can adjust for virtually any height, activity and position at the flip of a lever.
- Simple to make a collaborative configuration with two casters and two stabilizing glides, just tilt and reposition.
- With 26" to 43" of sit to stand adjustability, the Up-Rite Student Desk can work with either a chair or stool for position changes throughout the day.
- Standing desks are well known to contribute to more productivity, better posture, less energy dips and variety of other benefits. You will also have a space saving design and superior maneuverability in the classroom.
- Angled base includes a fully height adjustable foot rest.

[VIEW ONLINE](#)


PART NO.	DESCRIPTION	DIMENSIONS	LEAD TIME
90533-XXXX-XX	Up-Rite Student Desk (Platinum) - Curve Top	26" - 43"H x 26.6"W x 20"D	10 Days
90533-F-XXXX-XX	Up-Rite Student Desk (Platinum) - Fender Top	26" - 43"H x 33"W x 23"D	10 Days



LAMINATE TOP OPTIONS:



EDGE BAND OPTIONS:



HIERARCHY GROW & ROLL TABLES AND DESKS

- With a sleek design, new Hierarchy Grow & Roll tables and desks easily height adjust with the touch of the finger to accommodate users of all sizes and ages.
- All versions are height adjustable from 26.5" to 42.3" with one handle adjustment, making it easy on the student to adjust the height to their own comfort level.
- Available in fun and functional new table top designs. Choose from bean, beluga, fender by MooreCo, and rectangle.

[VIEW ONLINE](#)

PART NO.	DESCRIPTION	DIMENSIONS	LEAD TIME
59040-A-XXXX-XX	Hierarchy Grow & Roll Desk - 3624 Fender By MooreCo	26.5" - 42.3"H x 36"W x 24"D	10 Days
59040-B-XXXX-XX	Hierarchy Grow & Roll Desk - 3524 Beluga	26" - 43"H x 33"W x 23"D	10 Days
59040-C-XXXX-XX	Hierarchy Grow & Roll Desk - 3624 Rectangle	26.5" - 42.3"H x 36"W x 24"D	10 Days
59040-D-XXXX-XX	Hierarchy Grow & Roll Desk - 3624 Bean	26.5" - 42.3"H x 36"W x 24"D	10 Days



LAMINATE TOP OPTIONS:




FUSION MAPLE (7909) GRAY ELM (8201)



GRAY NEBULA (4622) WHITEBOARD (MRKR)

EDGE BAND OPTIONS:



PLATINUM




BLACK

HEIGHT ADJUSTABLE SIT/STAND FLIPPER TABLES (28.5" - 45")

- Easily accommodate a range of ages and sizes with the Height Adjustable Flipper Conference & Training Table.
- Tables adjust from 28.5" to 45" high, designed to allow easy viewing with stadium style seating in larger training room environments.

[VIEW ONLINE](#)



PART NO.	DESCRIPTION	DIMENSIONS	LEAD TIME
90316-XXXX-XX	Height Adjustable Sit/Stand Flipper Table - 6024 Rectangle	28.5" - 45"H x 60"W x 24"D	10 Days
90317-XXXX-XX	Height Adjustable Sit/Stand Flipper Table - 7224 Rectangle	28.5" - 45"H x 72"W x 24"D	10 Days
OPTIONAL ACCESSORIES			
66626	HAFT Modesty Panel for 60" Table	9.5"H x 46.5"W x 3.3"D	2 Days
66627	HAFT Modesty Panel for 72" Table	9.5"H x 58.3"W x 3.3"D	2 Days



LAMINATE TOP OPTIONS:



FUSION MAPLE (7909) GRAY ELM (8201)



GRAY NEBULA (4622) WHITEBOARD (MRKR)

EDGE BAND OPTIONS:



PLATINUM



BLACK

COMPASS MAKERSPACE TABLES

- Compass Makerspace Tables are designed to foster active thinking, creating, and doing!
- Available in 29", 36", or 42" heights for use while sitting or standing, we offer a wide variety of table top sizes to accommodate users, materials, and to provide a spacious work area that will foster a spacious mind.

PART NO.	DESCRIPTION	DIMENSIONS	LEAD TIME
91694-A-BUTCHER	Compass Makerspace Table 6030 - Butcher Block Top (29.6")	29.6"H x 60"W x 30"D	10 Days
91694-B-BUTCHER	Compass Makerspace Table 7230 - Butcher Block Top (29.6")	29.6"H x 72"W x 30"D	10 Days
91694-C-BUTCHER	Compass Makerspace Table 6036 - Butcher Block Top (29.6")	29.6"H x 60"W x 36"D	10 Days
91694-D-BUTCHER	Compass Makerspace Table 7236 - Butcher Block Top (29.6")	29.6"H x 72"W x 36"D	10 Days
91696-A-BUTCHER	Compass Makerspace Table 6030 - Butcher Block Top (42.6")	42.6"H x 60"W x 30"D	10 Days
91696-B-BUTCHER	Compass Makerspace Table 7230 - Butcher Block Top (42.6")	42.6"H x 72"W x 30"D	10 Days
91696-C-BUTCHER	Compass Makerspace Table 6036 - Butcher Block Top (42.6")	42.6"H x 60"W x 36"D	10 Days
91696-D-BUTCHER	Compass Makerspace Table 7236 - Butcher Block Top (42.6")	42.6"H x 72"W x 36"D	10 Days
91694-A-XXXX-XX	Compass Makerspace Table 6030 - Laminate Top (29")	29"H x 60"W x 30"D	10 Days
91694-B-XXXX-XX	Compass Makerspace Table 7230 - Laminate Top (29")	29"H x 72"W x 30"D	10 Days
91694-C-XXXX-XX	Compass Makerspace Table 6036 - Laminate Top (29")	29"H x 60"W x 36"D	10 Days
91694-D-XXXX-XX	Compass Makerspace Table 7236 - Laminate Top (29")	29"H x 72"W x 36"D	10 Days
91696-A-XXXX-XX	Compass Makerspace Table 6030 - Laminate Top (42")	42"H x 60"W x 30"D	10 Days
91696-B-XXXX-XX	Compass Makerspace Table 7230 - Laminate Top (42")	42"H x 72"W x 30"D	10 Days
91696-C-XXXX-XX	Compass Makerspace Table 6036 - Laminate Top (42")	42"H x 60"W x 36"D	10 Days
91696-D-XXXX-XX	Compass Makerspace Table 7236 - Laminate Top (42")	42"H x 72"W x 36"D	10 Days
52990-XXXX	Side Panels	19"H x 21.7"W x 1.5"D	10 Days
OPTIONAL ACCESSORIES			
91699	Shelves for 60" or 72" Table (2)	1.9"H x 58.2"W x 9"D	10 Days

[VIEW ONLINE](#)



LAMINATE TOP OPTIONS:




FUSION MAPLE (7909)



GRAY ELM (8201)



GRAY NEBULA (4622)



WHITEBOARD (MRKR)

EDGE BAND OPTIONS:



PLATINUM



BLACK

MOBILE TEACHER WORKSTATION II

- Ideal for the teacher on-the-go, the Mobile Teacher Workstation II is a stylish and mobile solution to today's changing classroom needs.
- Grommet provides easy cable management.
- Optional modesty panel and optional accessory locking pencil drawer available.


[VIEW ONLINE](#)



PART NO.	DESCRIPTION	DIMENSIONS	LEAD TIME
91289-XXXX-XX	Mobile Teacher Workstation II	40"H X 47.6"W X 30"D	10 Days
OPTIONAL ACCESSORIES			
91290	Mobile Teacher Workstation II - Optional Modesty Panel	10.3"H x 40"W	10 Days
34443*	Accessory Locking Pencil Drawer	3.5"H x 15.5"W x 12.5"D	10 Days



91782



91775

LAMINATE TOP OPTIONS:



FUSION MAPLE (7909) GRAY ELM (8201) GRAY NEBULA (4622) WHITEBOARD (MRKR)

EDGE BAND OPTIONS:



PLATINUM BLACK

AVID MODULAR DESK SYSTEM

- The flexible and customizable design of the Avid Modular Desk System makes creating your ideal workspace a breeze. Platinum base adds style to any space.
- Available with four basic top sizes.
- Pedestals offer ample file and supply storage and include screw-on handles.



91783

[VIEW ONLINE](#)

PART NO.	DESCRIPTION	DIMENSIONS	LEAD TIME
91774-XXXX-XX	Avid Single Pedestal Desk - 6030	29.8"H x 60"W x 30"D	10 Days
91775-XXXX-XX	Avid Single Pedestal Desk - 6024	29.8"H x 60"W x 24"D	10 Days
91776-XXXX-XX	Avid Single Pedestal Desk - 7230	29.8"H x 72"W x 30"D	10 Days
91777-XXXX-XX	Avid Single Pedestal Desk - 7224	29.8"H x 72"W x 24"D	10 Days
91778-XXXX-XX	Avid Double Pedestal Desk - 6030	29.8"H x 60"W x 30"D	10 Days
91779-XXXX-XX	Avid Double Pedestal Desk - 6024	29.8"H x 60"W x 24"D	10 Days
91780-XXXX-XX	Avid Double Pedestal Desk - 7230	29.8"H x 72"W x 30"D	10 Days
91781-XXXX-XX	Avid Double Pedestal Desk - 7224	29.8"H x 72"W x 24"D	10 Days
91782-XXXX-XX	Avid Return Desk	29.8"H x 72"W x 80"D	10 Days
91783-XXXX-XX	Avid Pneumatic Conference End	26.5"-42.3"H x 29.3"W x 35.7"D	10 Days
91784-XXXX-XX	Avid Pedestal File Cabinet	29.8"H x 24"W x 18"D	10 Days
91785-XXXX-XX	Avid Instructor Desk - Right	29.8"H x 60"W x 36.3"D	10 Days
91786-XXXX-XX	Avid Instructor Desk - Left	29.8"H x 60"W x 36.3"D	10 Days
91198-XXXX-XX	Avid Podium	43" - 49"H x 19.8"W x 20.8"D	10 Days



LAMINATE TOP OPTIONS:



FUSION MAPLE (7909) GRAY ELM (8201) GRAY NEBULA (4622) WHITEBOARD (MRKR)

EDGE BAND OPTIONS:



PLATINUM BLACK

AVID PODIUM

- The innovative and stylish Avid Podium is a stylish and functional piece for any instructional or audio visual environment.
- Coordinates with our Avid Modular Desktop System.
- Tilted top (19.8"W x 20.8"D) features 6" of height adjustment, locks into place, and includes a paper stop.
- Podium body (43"-49"H x 19.8"W x 20.8"D) features a locking cabinet with two adjustable interior shelves to accommodate all of your devices and materials.

[VIEW ONLINE](#)

PART NO.	DESCRIPTION	DIMENSIONS	LEAD TIME
91198-7909-BK	Fusion Maple + Black Edgeband	43" - 49"H X 19.8"W X 20.8"D	10 Days
91198-8201-PL	Gray Elm + Platinum Edgeband	43" - 49"H X 19.8"W X 20.8"D	10 Days
91198-MRKR-BK	Whiteboard + Black Edgeband	43" - 49"H X 19.8"W X 20.8"D	10 Days
91198-4622-PL	Gray Nebula + Platinum Edgeband	43" - 49"H X 19.8"W X 20.8"D	10 Days



SHELL COLOR OPTIONS:



HIERARCHY 4-LEG CHAIR

- With ergonomics in mind, the Hierarchy 4-Leg Chair is a colorful and flexible solution for stimulating focus and motivation in your learning environment.
- Multiple sizes, bases, and vibrant colors for all ages of learners.
- 4-leg available in four seat heights: 12", 14", 16", and 18" with heavy gauge chrome base.
- Includes nylon swivel glides.

[VIEW ONLINE](#)



PART NO.	DESCRIPTION	DIMENSIONS	LEAD TIME
53312-1-XXXX-NA-CH	No Arms - 12" Chrome Base	24"H x 16"W x 17"D	5 Days
53314-1-XXXX-NA-CH	No Arms - 14" Chrome Base	25.5"H x 17"W x 17.5"D	5 Days
53316-1-XXXX-NA-CH	No Arms - 16" Chrome Base	31.8"H x 18.5"W x 20.3"D	5 Days
53318-1-XXXX-NA-CH	No Arms - 18" Chrome Base	33.5"H x 18.8"W x 22"D	5 Days



SHELL COLOR OPTIONS:



HIERARCHY 4-LEG CASTER CHAIR


Position a student for learning with the Hierarchy 4-Leg Caster Chair!

- Color, durability, and multiple size and base options for any classroom space.
- 4-leg caster chair available in two seat heights: 16" and 18".
- A colorful and flexible solution for stimulating focus and motivation in any learning environment.

[VIEW ONLINE](#)

PART NO.	DESCRIPTION	DIMENSIONS	LEAD TIME
54316-1-XXXX-NA-CH-HC	No Arms - 16" Chrome Base - Hard Caster	31.1"H x 20.5"H x 23.8"D	5 Days
54316-1-XXXX-NA-CH-SC	No Arms - 16" Chrome Base - Soft Caster	31.1"H x 20.5"H x 23.8"D	5 Days
54318-1-XXXX-NA-CH-HC	No Arms - 18" Chrome Base - Hard Caster	33.1"H x 20.5"W x 23.8"D	5 Days
54318-1-XXXX-NA-CH-SC	No Arms - 18" Chrome Base - Soft Caster	33.1"H x 20.5"W x 23.8"D	5 Days

SHELL COLOR OPTIONS:



HIERARCHY 4-LEG STOOL


- 4-leg base features a heavy gauge platinum steel bases to be used for years to come and is available in two heights.
- Smaller stool has a 24" seat height and measures 6" from floor to footrest. Taller stool has a 30" seat height and measures 12" from floor to footrest.



[VIEW ONLINE](#)

PART NO.	DESCRIPTION	DIMENSIONS	LEAD TIME
53220-XXXX-NA-PL	No Arms - 24" Platinum Base	39.8"H x 20.5"W x 22"D	5 Days
53221-XXXX-NA-PL	No Arms - 30" Platinum Base	45.8"H x 20.5"W x 22"D	5 Days

SHELL COLOR OPTIONS:



HIERARCHY 5-STAR CHAIR

- Adjustable base and vibrant colors for all ages of learners.
- 5-star base seat height adjusts pneumatically from 16-1/2" to 21-1/2"H. Base is made from durable black plastic and includes 2" swivel casters, in your choice of hard or soft depending on your flooring needs.



[VIEW ONLINE](#)

PART NO.	DESCRIPTION	DIMENSIONS	LEAD TIME
53511-XXXX-NA-HC	No Arms - Hard Casters	31" - 36"H x 24"W x 24"D	5 Days
53511-XXXX-NA-SC	No Arms - Soft Casters	31" - 36"H x 24"W x 24"D	5 Days



SHELL COLOR OPTIONS:



HIERARCHY 5-STAR STOOL

- Multiple vibrant colors for all ages of learners. Flexible and ergonomically shaped seat for easy position changes, eliminating stagnant environments.
- Seat adjusts in height from 23" to 33" to accommodate a variety of users and positions.
- 5-star base is made with durable steel and plastic and features 2" swivel casters, in your choice of hard or soft depending on your flooring needs.

[VIEW ONLINE](#)

PART NO.	DESCRIPTION	DIMENSIONS	LEAD TIME
53512-XXXX-NA-HC	No Arms - Hard Casters	37.5" - 47.5"H x 24"W x 24"D	5 Days
53512-XXXX-NA-SC	No Arms - Soft Casters	37.5" - 47.5"H x 24"W x 24"D	5 Days



COLOR OPTIONS:



HIERARCHY ROCKER CHAIR

- Rocker base allows gentle and moderate movement to encourage calmness and cognitive processing.
- Shell available with or without arms.
- Rocker available in three seat heights without arms: 14", 16", and 18", and in two seat heights with arms: 16" and 18".

[VIEW ONLINE](#)

PART NO.	DESCRIPTION	DIMENSIONS	LEAD TIME
54715-1-XXXX-NA-PL	No Arms - 14" Platinum	25.3"H x 19.1"W x 19.1"D	5 Days
54716-1-XXXX-NA-PL	No Arms - 16" Platinum	30.5"H x 22.8"W x 23.6"D	5 Days
54717-1-XXXX-NA-PL	No Arms - 18" Platinum	32.5"H x 22.8"W x 23.6"D	5 Days
54716-1-XXXX-WA-PL	Arms - 16" Platinum	31.3"H x 26.4"W x 23.6"D	5 Days
54717-1-XXXX-WA-PL	Arms - 18" Platinum	33.3"H x 26.4"W x 23.6"D	5 Days



COLOR OPTIONS:



HIERARCHY GROW STOOL®

- Adjustable and colorful stool will add fun and function to any environments. Colors coordinate with our line of Hierarchy products.
- Shorter stool is height adjustable from 14" to 18", and taller stool adjusts from 17" to 24" to accommodate a variety of users.
- Wobble action and swiveling seat encourage micro-movement to help release excess energy.
- Helps promote upright posture and increased energy while working.
- Available in two sizes and nine colors.

[VIEW ONLINE](#)

PART NO.	DESCRIPTION	DIMENSIONS	LEAD TIME
50960-XXXX	Short Stool (Specify Color)	14" - 18"H x 13"W x 13"D	5 Days
50970-XXXX	Tall Stool (Specify Color)	17" - 24"H x 13"W x 13"D	5 Days



COLOR OPTIONS:



HIERARCHY FLIPZ STOOL

- Double ended stool can be used on one end as stationary seating and on the other as a rocking stool, offering gentle movement in all directions.
- Works like an exercise ball to keep a child's body moving, burning off extra energy and providing an outlet for restlessness.
- Each end is made with slip resistant rubber to keep the stool stable on any flooring material.
- Stools stack for easy storage when not in use.

[VIEW ONLINE](#)

PART NO.	DESCRIPTION	DIMENSIONS	LEAD TIME
83464-XXXX*	Hierarchy Flipz Stacking Rocking Stool	17.1"H x 12"W x 12"D	5 Days

DOT 5-PACK SOFT SEATING

- Instant active seating for young users.
- Modern, versatile, and fun addition to your active learning environment in an easy to carry, easy to store package.
- Each Dot comes with a non-skid rocking base in black. Rocking base provides side-to-side or front-to-back motion suitable for constant micro-movement, critical for many students to give full concentration.
- Each set includes five identical Dots in your choice of several fun fabrics that coordinate with our Hierarchy furniture line.

[VIEW ONLINE](#)

PART NO.	DESCRIPTION	DIMENSIONS	LEAD TIME
87845*	Charcoal	5"H x 14"W x 14"D	5 Days
87848*	Pollen	5"H x 14"W x 14"D	5 Days
87849*	Salsa	5"H x 14"W x 14"D	5 Days
87850*	Zest	5"H x 14"W x 14"D	5 Days



ECONOMY GRAY SHAPES SOFT SEATING


- Configurable Economy Gray Shapes Modular Lounge Seating soft seating makes a comfortable statement in any environment.
- The innovative design allows users to quickly reconfigure their space to create endless arrangements and pod sizes.
- Upholstered in a durable neutral gray fabric.

[VIEW ONLINE](#)



PART NO.	DESCRIPTION	DIMENSIONS	LEAD TIME
910-001*	Economy Gray Shapes Stool - Small	16"H x 19.3"W x 18.5"D	5 Days

FABRIC OPTIONS:



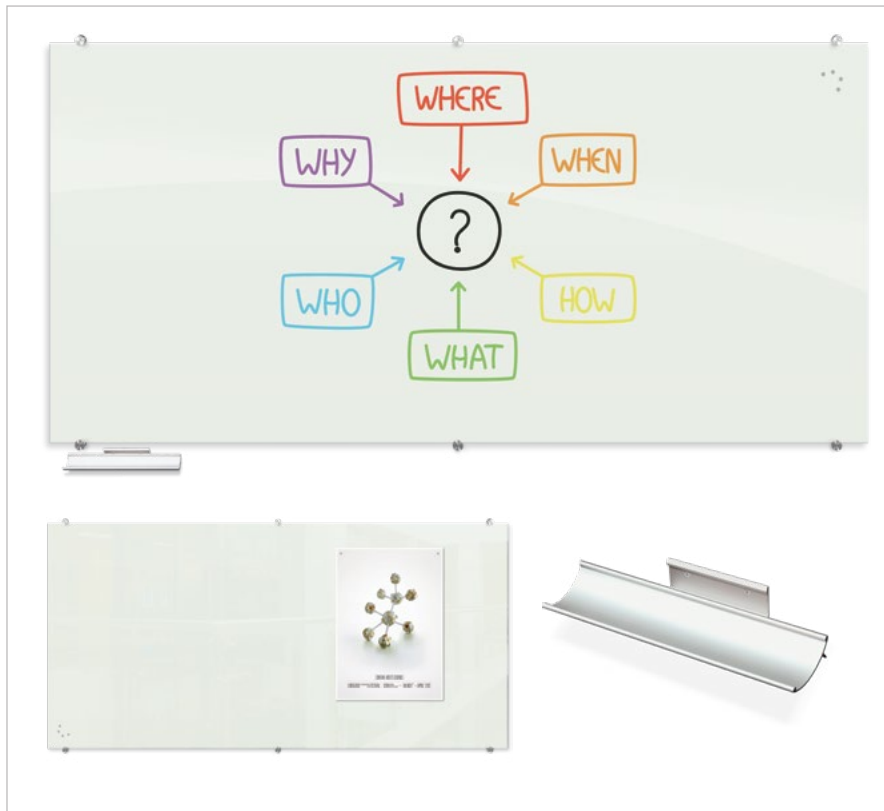
ECONOMY GRAY POUF STOOL & OTTOMAN

- Large stool is ideal for adults.
- A compact form factor saves floor space while also making this stool perfect for classroom configurations.
- Mix with the Economy Shapes stools for a flexible and configurable environment.

[VIEW ONLINE](#)



PART NO.	DESCRIPTION	DIMENSIONS	LEAD TIME
960-001*	Economy Gray Pouf / Ottoman - Large	16.5"H x 18"W x 18"D	5 Days



VISIONARY® MAGNETIC DRY ERASE GLASS MARKERBOARD

- Tempered safety glass. Compatible with any dry/wet-erase marker, grease pen, etc.
- Attractive stainless steel mounting standoffs. Mounts are standard with a silver finish.
- Easily cleans without ghosting or staining. Accepts rare earth magnets.

[VIEW ONLINE](#)

PART NO.	DESCRIPTION	DIMENSIONS	LEAD TIME
83841	Gloss White	47.2"H x 47.2"W	2 Days
83843	Gloss White	23.6"H x 35.4"W	2 Days
83844	Gloss White	35.4"H x 47.2"W	2 Days
83845	Gloss White	47.2"H x 70.9"W	2 Days
83846	Gloss White	47.2"H x 94.5"W	2 Days



LAMINATE TOP OPTIONS:



EDGE BAND OPTIONS:

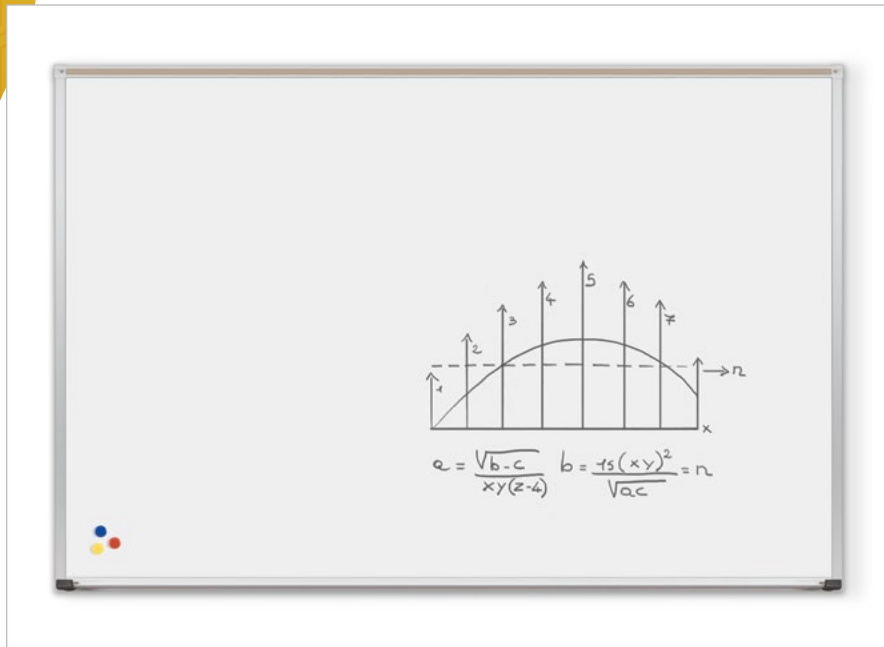
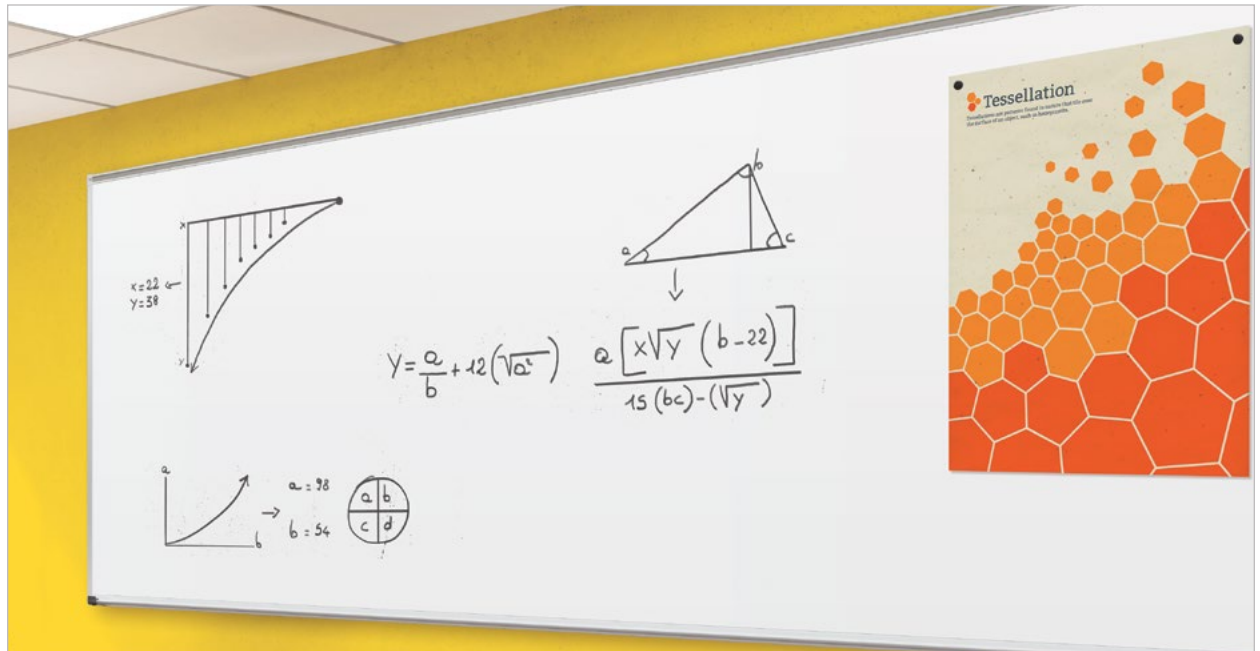
FUSION MAPLE (7909) GRAY ELM (8201) GRAY NEBULA (4622) WHITEBOARD (MRKR) PLATINUM BLACK

HEIGHT ADJUSTABLE BISTRO TABLE

- Height Adjustable Bistro Tables blend modern design with timeless durability for tables that will bring a lifetime of use.
- The simple and clean lines add a minimalist and elegant element to virtually any setting.
- Features a 1-1/8" thick top finished with scratch-resistant laminate with a brushed steel base.
- Available in square or round shape.

[VIEW ONLINE](#)

PART NO.	DESCRIPTION	DIMENSIONS	LEAD TIME
91189-S-XXXX-XX	Height Adjustable Bistro Table (Square)	30" - 38"H x 28"W x 28"D	10 Days
91189-R-XXXX-XX	Height Adjustable Bistro Table (Round)	30" - 38"H x 28"W x 28"D	10 Days



PORCELAIN STEEL WHITEBOARD - DELUXE ALUMINUM TRIM

- Magnetic porcelain steel whiteboards are engineered for superior color contrast with dry erase markers. Standard gloss dry erase surface provides superior writability and erasability with no ghosting.
- Reduced surface light distortion enhances visibility to provide optimum eye comfort.
- Steel is permanently laminated to a light weight substrate for stability and durability.
- Anodized aluminum trim has a 7/8" profile with hairline mitered corners. Includes a full-length tackable map rail with a colored cork insert, and a full-length accessory tray with rubber Dura-Safe® end caps to eliminate sharp edges.
- For interactive projectors with strict flatness requirements, we recommend the Interactive Projector Board, providing guaranteed results for projectability, erasability, and durability.

[VIEW ONLINE](#)

PART NO.	DESCRIPTION	DIMENSIONS	LEAD TIME
202AD-25	Porcelain Steel Whiteboard - Deluxe Aluminum Trim	4'H x 4'W	5 Days
202AG-25	Porcelain Steel Whiteboard - Deluxe Aluminum Trim	4'H x 6'W	5 Days
202AH-25	Porcelain Steel Whiteboard - Deluxe Aluminum Trim	4'H x 8'W	5 Days
202AK-25	Porcelain Steel Whiteboard - Deluxe Aluminum Trim	4'H x 10'W	5 Days
202AM-25	Porcelain Steel Whiteboard - Deluxe Aluminum Trim	4'H x 12'W	5 Days
202AP-25	Porcelain Steel Whiteboard - Deluxe Aluminum Trim	4'H x 16'W	5 Days



PLATINUM MOBILE REVERSIBLE BOARD

- Mobile boards are double-sided.
- Panel is trimmed with modern anodized aluminum, rotates 360° on a pivot hinge, and locks into place with the turn of a knob.
- Trim includes a full-length accessory tray with perforated panel for style and stability.
- Wide base design for stability includes molded bumpers to protect walls, and 3" locking casters.

[VIEW ONLINE](#)

PART NO.	DESCRIPTION	DIMENSIONS	OVERALL DIMENSIONS	LEAD TIME
669RG-DD	Porcelain Steel / Porcelain Steel	4'H x 6'W	79.5"H x 79.8"W x 24"D	2 Days
669RG-HH	Dura-Rite / Dura-Rite	4'H x 6'W	79.5"H x 79.8"W x 24"D	2 Days



NATURAL CORK TACKBOARD - ALUMINUM TRIM

- Classic unfinished cork adds an organic element to any environment.
- Our most economical and best value surface, Valu-Tak features 1/16" thick cork layer bonded to 7/16" lightweight and tackable substrate material.
- Anodized aluminum trim has a 7/8" profile with hairline mitered corners.

[VIEW ONLINE](#)

PART NO.	DESCRIPTION	DIMENSIONS	LEAD TIME
301AD	Valu-Tak - Aluminum Trim	4'H x 4'W	2 Days
301AF	Valu-Tak - Aluminum Trim	4'H x 5'W	2 Days
301AG	Valu-Tak - Aluminum Trim	4'H x 6'W	2 Days
301AH	Valu-Tak - Aluminum Trim	4'H x 8'W	2 Days



HIERARCHY GROW & ROLL MOBILE GLASS BOARD


- Moves easily wherever you want it!
- Ideal for use in collaborative learning environments, the dual magnetic glass markerboard allows for multiple users, while the floor to stand surface maximizes use.
- Available in two sizes. Standard with two locking and two non-locking casters.

[VIEW ONLINE](#)

COLOR OPTIONS:



WHITE



LOW IRON WHITE



BLACK



RED



ORANGE



YELLOW



GREEN



BLUE



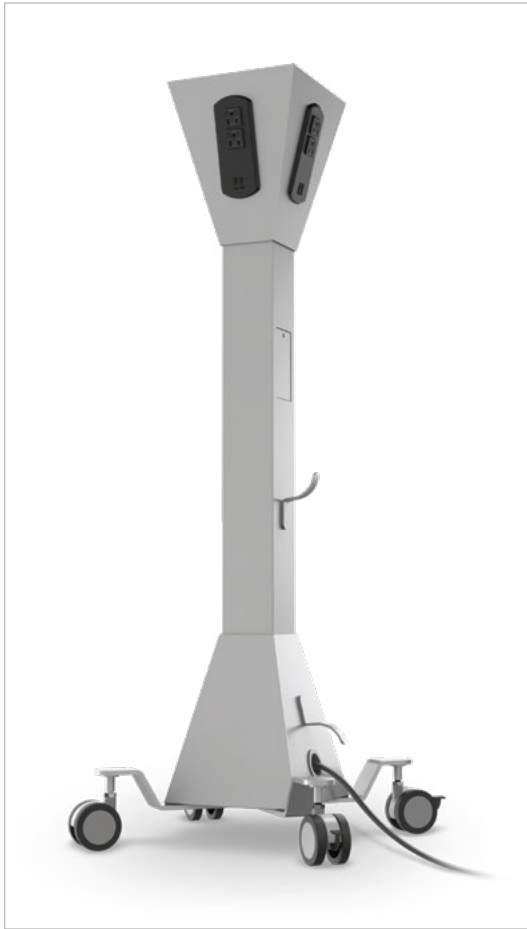
NAVY



PURPLE



PART NO.	DESCRIPTION	DIMENSIONS	LEAD TIME
84425-WHITE	Hierarchy Grow & Roll Mobile Glass Board (4'H x 3'W) - Low Iron White	52.2"H x 35.7"W x 23.5"D	2 Days
84425-XXXX	Hierarchy Grow & Roll Mobile Glass Board (4'H x 3'W) - Specify Color	52.2"H x 35.7"W x 23.5"D	2 Days
84426-WHITE	Hierarchy Grow & Roll Mobile Glass Board (6'H x 4'W) - Low Iron White	73.2"H x 47.6"W x 23.5"D	2 Days
84426-XXXX	Hierarchy Grow & Roll Mobile Glass Board (6'H x 4'W) - Specify Color	73.2"H x 47.6"W x 23.5"D	2 Days



MOOREPOWER™ TOWER

- Get convenient access to power in your multiuser table groups with the versatile and capable MoorePower™ Tower.
- The Power Tower includes two AC outlets and two USB outlets on each of four sides, for a total of eight each.

[VIEW ONLINE](#)

PART NO.	DESCRIPTION	DIMENSIONS	LEAD TIME
27735*	MoorePower Tower	40"H x 17.5"W x 17.5"D	2 Days



QUICKSHIP PRICE GUIDE

PART NO.	DESCRIPTION	DIMENSIONS	LEAD TIME	MSRP	PAGE
90580	Economy Shapes Desk (Fusion Maple)	21" - 30"H x 28.8"W x 27.3"D	5 Days	\$298.38	4
90581	Economy Shapes Desk (Gray Nebula)	21" - 30"H x 28.8"W x 27.3"D	5 Days	\$298.38	4
91672	Essentials Economy Rectangle Desk (Fusion Maple)	21" - 30"H x 26"W x 20"D	5 Days	\$291.29	4
91673	Essentials Economy Rectangle Desk (Gray Nebula)	21" - 30"H x 26"W x 20"D	5 Days	\$291.29	4
113361-7909	Hierarchy Shapes Desk + Fusion Maple + Black Edgeband + Black Legs	22" - 32"H x 29.9"W x 28.4"D	5 Days	\$490.66	5
114362-8201	Hierarchy Shapes Desk + Grey Elm + Platinum Edgeband + Platinum Legs	22" - 32"H x 29.9"W x 28.4"D	5 Days	\$490.66	5
113361-MRKR	Hierarchy Shapes Desk + Whiteboard + Black Edgeband + Black Legs	22" - 32"H x 29.9"W x 28.4"D	5 Days	\$490.66	5
70522	Hierarchy Shapes Desk + Porcelain Steel Top (Black Legs)	22" - 32"H x 29.9"W x 28.4"D	5 Days	\$490.66	5
70523	Hierarchy Shapes Desk + Porcelain Steel Top (Platinum Legs)	22" - 32"H x 29.9"W x 28.4"D	5 Days	\$490.66	5
11X3RX-XXXX	Hierarchy Fender by MooreCo Desk - Standard	22" - 32"H x 33"W x 23"D	10 Days	\$490.66	6
11X3SX-XXXX	Hierarchy Fender by MooreCo Desk - Large	22" - 32"H x 36"W x 24"D	10 Days	\$509.40	6
90527-N-XXXX-XX	Activity Table 36 (Round)	21" - 30"H x 36"W x 36"D	10 Days	\$402.65	6
90527-P-XXXX-XX	Activity Table 42 (Round)	21" - 30"H x 42"W x 42"D	10 Days	\$450.56	6
90527-Q-XXXX-XX	Activity Table 48 (Round)	21" - 30"H x 48"W x 48"D	10 Days	\$469.43	6
90533-XXXX-XX	Up-Rite Student Desk (Platinum) - Curve Top	26" - 43"H x 26.6"W x 20"D	10 Days	\$701.79	7
90533-F-XXXX-XX	Up-Rite Student Desk (Platinum) - Fender Top	26" - 43"H x 33"W x 23"D	10 Days	\$701.79	7
59040-A-XXXX-XX	Hierarchy Grow & Roll Tables and Desks - 3624 Fender By MooreCo	26.5" - 42.3"H x 36"W x 24"D	10 Days	\$810.83	7
59040-B-XXXX-XX	Hierarchy Grow & Roll Tables and Desks - 3524 Beluga	26" - 43"H x 33"W x 23"D	10 Days	\$810.83	7
59040-C-XXXX-XX	Hierarchy Grow & Roll Tables and Desks - 3624 Rectangle	26.5" - 42.3"H x 36"W x 24"D	10 Days	\$810.83	7
59040-D-XXXX-XX	Hierarchy Grow & Roll Tables and Desks - 3624 Bean	26.5" - 42.3"H x 36"W x 24"D	10 Days	\$810.83	7
90316-XXXX-XX	Height Adjustable Sit/Stand Flipper Table - 6024 Rectangle	28.5" - 45"H x 60"W x 24"D	10 Days	\$754.94	8
90317-XXXX-XX	Height Adjustable Sit/Stand Flipper Table - 7224 Rectangle	28.5" - 45"H x 72"W x 24"D	10 Days	\$847.75	8
66626	HAFT Modesty Panel for 60" Table	9.5"H x 46.5"W x 3.3"D	2 Days	\$195.40	8
66627	HAFT Modesty Panel for 72" Table	9.5"H x 58.3"W x 3.3"D	2 Days	\$249.62	8
91694-A-BUTCHER	Compass Makerspace Table 6030 - Butcher Block Top (29.6")	29.6"H x 60"W x 30"D	10 Days	\$2,026.77	9
91694-B-BUTCHER	Compass Makerspace Table 7230 - Butcher Block Top (29.6")	29.6"H x 72"W x 30"D	10 Days	\$2,282.50	9
91694-C-BUTCHER	Compass Makerspace Table 6036 - Butcher Block Top (29.6")	29.6"H x 60"W x 36"D	10 Days	\$2,256.34	9
91694-D-BUTCHER	Compass Makerspace Table 7236 - Butcher Block Top (29.6")	29.6"H x 72"W x 36"D	10 Days	\$2,518.06	9
91696-A-BUTCHER	Compass Makerspace Table 6030 - Butcher Block Top (42.6")	42.6"H x 60"W x 30"D	10 Days	\$2,129.62	9
91696-B-BUTCHER	Compass Makerspace Table 7230 - Butcher Block Top (42.6")	42.6"H x 72"W x 30"D	10 Days	\$2,385.35	9
91696-C-BUTCHER	Compass Makerspace Table 6036 - Butcher Block Top (42.6")	42.6"H x 60"W x 36"D	10 Days	\$2,359.19	9
91696-D-BUTCHER	Compass Makerspace Table 7236 - Butcher Block Top (42.6")	42.6"H x 72"W x 36"D	10 Days	\$2,620.88	9
91694-A-XXXX-XX	Compass Makerspace Table 6030 - Laminate Top (29")	29"H x 60"W x 30"D	10 Days	\$1,172.45	9
91694-B-XXXX-XX	Compass Makerspace Table 7230 - Laminate Top (29")	29"H x 72"W x 30"D	10 Days	\$1,133.75	9
91694-C-XXXX-XX	Compass Makerspace Table 6036 - Laminate Top (29")	29"H x 60"W x 36"D	10 Days	\$1,272.35	9
91694-D-XXXX-XX	Compass Makerspace Table 7236 - Laminate Top (29")	29"H x 72"W x 36"D	10 Days	\$1,275.12	9
91696-A-XXXX-XX	Compass Makerspace Table 6030 - Laminate Top (42")	42"H x 60"W x 30"D	10 Days	\$1,258.08	9
91696-B-XXXX-XX	Compass Makerspace Table 7230 - Laminate Top (42")	42"H x 72"W x 30"D	10 Days	\$1,300.18	9
91696-C-XXXX-XX	Compass Makerspace Table 6036 - Laminate Top (42")	42"H x 60"W x 36"D	10 Days	\$1,397.47	9
91696-D-XXXX-XX	Compass Makerspace Table 7236 - Laminate Top (42")	42"H x 72"W x 36"D	10 Days	\$1,401.62	9
52990-XXXX	Side Panels	19"H x 21.7"W x 1.5"D	10 Days	\$147.00	9
91699	Shelves for 60" or 72" Table (2)	1.9"H x 58.2"W x 9"D	10 Days	\$309.37	9

PART NO.	DESCRIPTION	DIMENSIONS	LEAD TIME	MSRP	PAGE
91289-XXXX-XX	Mobile Teacher Workstation II	40"H X 47.6"W X 30"D	10 Days	\$1,857.00	10
91290	Mobile Teacher Workstation II - Optional Modesty Panel	10.3"H x 40"W	10 Days	\$131.64	10
34443	Accessory Locking Pencil Drawer	3.5"H x 15.5"W x 12.5"D	10 Days	\$167.31	10
91774-XXXX-XX	Avid Single Pedestal Desk - 6030	29.8"H x 60"W x 30"D	10 Days	\$2,113.13	11
91775-XXXX-XX	Avid Single Pedestal Desk - 6024	29.8"H x 60"W x 24"D	10 Days	\$2,070.15	11
91776-XXXX-XX	Avid Single Pedestal Desk - 7230	29.8"H x 72"W x 30"D	10 Days	\$2,266.06	11
91777-XXXX-XX	Avid Single Pedestal Desk - 7224	29.8"H x 72"W x 24"D	10 Days	\$2,200.96	11
91778-XXXX-XX	Avid Double Pedestal Desk - 6030	29.8"H x 60"W x 30"D	10 Days	\$2,904.95	11
91779-XXXX-XX	Avid Double Pedestal Desk - 6024	29.8"H x 60"W x 24"D	10 Days	\$2,861.99	11
91780-XXXX-XX	Avid Double Pedestal Desk - 7230	29.8"H x 72"W x 30"D	10 Days	\$3,008.86	11
91781-XXXX-XX	Avid Double Pedestal Desk - 7224	29.8"H x 72"W x 24"D	10 Days	\$2,943.76	11
91782-XXXX-XX	Avid Return Desk	29.8"H x 72"W x 80"D	10 Days	\$3,878.61	11
91783-XXXX-XX	Avid Pneumatic Conference End	26.5"-42.3"H x 29.3"W x 35.7"D	10 Days	\$841.82	11
91784-XXXX-XX	Avid Pedestal File Cabinet	29.8"H x 24"W x 18"D	10 Days	\$1,243.06	11
91785-XXXX-XX	Avid Instructor Desk - Right	29.8"H x 60"W x 36.3"D	10 Days	\$1,908.76	11
91786-XXXX-XX	Avid Instructor Desk - Left	29.8"H x 60"W x 36.3"D	10 Days	\$1,908.76	11
91198-XXXX-XX	Avid Podium	43" - 49"H x 19.8"W x 20.8"D	10 Days	\$1,363.41	11
91198-7909-BK	Avid Podium (Fusion Maple + Black Edgeband)	43" - 49"H x 19.8"W x 20.8"D	10 Days	\$1,363.41	11
91198-8201-PL	Avid Podium (Gray Elm + Platinum Edgeband)	43" - 49"H x 19.8"W x 20.8"D	10 Days	\$1,363.41	11
91198-MRKR-BK	Avid Podium (Whiteboard + Black Edgeband)	43" - 49"H x 19.8"W x 20.8"D	10 Days	\$1,363.41	11
91198-4622-PL	Avid Podium (Gray Nebula + Platinum Edgeband)	43" - 49"H x 19.8"W x 20.8"D	10 Days	\$1,363.41	11
53312-1-XXXX-NA-CH	No Arms - 12" Chrome Base	24"H x 16"W x 17"D	5 Days	\$158.13	12
53314-1-XXXX-NA-CH	No Arms - 14" Chrome Base	25.5"H x 17"W x 17.5"D	5 Days	\$168.76	12
53316-1-XXXX-NA-CH	No Arms - 16" Chrome Base	31.8"H x 18.5"W x 20.3"D	5 Days	\$179.17	12
53318-1-XXXX-NA-CH	No Arms - 18" Chrome Base	33.5"H x 18.8"W x 22"D	5 Days	\$183.59	12
54316-1-XXXX-NA-CH-HC	No Arms - 16" Chrome Base - Hard Caster	31.1"H x 20.5"H x 23.8"D	5 Days	\$231.11	12
54316-1-XXXX-NA-CH-SC	No Arms - 16" Chrome Base - Soft Caster	31.1"H x 20.5"H x 23.8"D	5 Days	\$241.50	12
54318-1-XXXX-NA-CH-HC	No Arms - 18" Chrome Base - Hard Caster	33.1"H x 20.5"W x 23.8"D	5 Days	\$237.88	12
54318-1-XXXX-NA-CH-SC	No Arms - 18" Chrome Base - Soft Caster	33.1"H x 20.5"W x 23.8"D	5 Days	\$249.95	12
53220-XXXX-NA-PL	No Arms - 24" Platinum Base	39.8"H x 20.5"W x 22"D	5 Days	\$310.91	13
53221-XXXX-NA-PL	No Arms - 30" Platinum Base	45.8"H x 20.5"W x 22"D	5 Days	\$333.51	13
53511-XXXX-NA-HC	No Arms - Hard Casters	31" - 36"H x 24"W x 24"D	5 Days	\$340.52	13
53511-XXXX-NA-SC	No Arms - Soft Casters	31" - 36"H x 24"W x 24"D	5 Days	\$355.01	13
53512-XXXX-NA-HC	No Arms - Hard Casters	37.5" - 47.5"H x 24"W x 24"D	5 Days	\$479.38	13
53512-XXXX-NA-SC	No Arms - Soft Casters	37.5" - 47.5"H x 24"W x 24"D	5 Days	\$495.08	13
54715-1-XXXX-NA-PL	No Arms - 14" Platinum	25.3"H x 19.1"W x 19.1"D	5 Days	\$231.44	14
54716-1-XXXX-NA-PL	No Arms - 16" Platinum	30.5"H x 22.8"W x 23.6"D	5 Days	\$277.27	14
54717-1-XXXX-NA-PL	No Arms - 18" Platinum	32.5"H x 22.8"W x 23.6"D	5 Days	\$279.87	14
54716-1-XXXX-WA-PL	Arms - 16" Platinum	31.3"H x 26.4"W x 23.6"D	5 Days	\$319.56	14
54717-1-XXXX-WA-PL	Arms - 18" Platinum	33.3"H x 26.4"W x 23.6"D	5 Days	\$322.16	14
50960-XXXX	Short Stool (Specify Color)	14" - 18"H x 13"W x 13"D	5 Days	\$248.58	15
50970-XXXX	Tall Stool (Specify Color)	17" - 24"H x 13"W x 13"D	5 Days	\$248.58	15
83464-XXXX	Hierarchy Flipz Stacking Rocking Stool (Specify Color)	17.1"H x 12"W x 12"D	5 Days	\$274.34	15
87845	Charcoal	5"H x 14"W x 14"D	5 Days	\$646.80	16

PART NO.	DESCRIPTION	DIMENSIONS	LEAD TIME	MSRP	PAGE
87848	Pollen	5'H x 14"W x 14"D	5 Days	\$646.80	16
87849	Salsa	5'H x 14"W x 14"D	5 Days	\$646.80	16
87850	Zest	5'H x 14"W x 14"D	5 Days	\$646.80	16
910-001	Economy Gray Shapes Stool - Small	16"H x 19.3"W x 18.5"D	5 Days	\$530.88	16
960-001	Economy Gray Pouf / Ottoman - Large	16.5"H x 18"W x 18"D	5 Days	\$317.28	16
83841	Visionary Magnetic Glass Dry Erase Board - Gloss White	47.2"H x 47.2"W	2 Days	\$797.60	17
83843	Visionary Magnetic Glass Dry Erase Board - Gloss White	23.6"H x 35.4"W	2 Days	\$197.54	17
83844	Visionary Magnetic Glass Dry Erase Board - Gloss White	35.4"H x 47.2"W	2 Days	\$428.50	17
83845	Visionary Magnetic Glass Dry Erase Board - Gloss White	47.2"H x 70.9"W	2 Days	\$841.33	17
83846	Visionary Magnetic Glass Dry Erase Board - Gloss White	47.2"H x 94.5"W	2 Days	\$1,057.58	17
91189-S-XXXX-XX	Height Adjustable Bistro Table (Square)	30" - 38"H x 28"W x 28"D	10 Days	\$970.17	17
91189-R-XXXX-XX	Height Adjustable Bistro Table (Round)	30" - 38"H x 28"W x 28"D	10 Days	\$970.17	17
202AD-25	Porcelain Steel Whiteboard - Deluxe Aluminum Trim	4'H x 4'W	5 Days	\$531.82	18
202AG-25	Porcelain Steel Whiteboard - Deluxe Aluminum Trim	4'H x 6'W	5 Days	\$604.96	18
202AH-25	Porcelain Steel Whiteboard - Deluxe Aluminum Trim	4'H x 8'W	5 Days	\$751.24	18
202AK-25	Porcelain Steel Whiteboard - Deluxe Aluminum Trim	4'H x 10'W	5 Days	\$1,007.02	18
202AM-25	Porcelain Steel Whiteboard - Deluxe Aluminum Trim	4'H x 12'W	5 Days	\$1,074.80	18
202AP-25	Porcelain Steel Whiteboard - Deluxe Aluminum Trim	4'H x 16'W	5 Days	\$1,455.68	18
669RG-DD	Porcelain Steel / Porcelain Steel	4'H x 6'W	2 Days	\$1,615.30	19
669RG-HH	Dura-Rite / Dura-Rite	4'H x 6'W	2 Days	\$1,242.25	19
301AD	Valu-Tak - Aluminum Trim	4'H x 4'W	2 Days	\$260.20	19
301AF	Valu-Tak - Aluminum Trim	4'H x 5'W	2 Days	\$271.50	19
301AG	Valu-Tak - Aluminum Trim	4'H x 6'W	2 Days	\$278.97	19
301AH	Valu-Tak - Aluminum Trim	4'H x 8'W	2 Days	\$328.57	19
84425-WHITE	Hierarchy Grow & Roll Mobile Glass Board (4'H x 3'W) - Low Iron White	52.2"H x 35.7"W x 23.5"D	2 Days	\$1,839.83	20
84425-XXXX	Hierarchy Grow & Roll Mobile Glass Board (4'H x 3'W) - Specify Color	52.2"H x 35.7"W x 23.5"D	2 Days	\$1,568.90	20
84426-WHITE	Hierarchy Grow & Roll Mobile Glass Board (6'H x 4'W) - Low Iron White	73.2"H x 47.6"W x 23.5"D	2 Days	\$2,748.68	20
84426-XXXX	Hierarchy Grow & Roll Mobile Glass Board (6'H x 4'W) - Specify Color	73.2"H x 47.6"W x 23.5"D	2 Days	\$2,441.19	20
27735	MoorePower™ Tower	40"H x 17.5"W x 17.5"D	2 Days	\$723.25	21



2885 Lorraine Avenue | Temple, TX 76501
p: 800.749.2258 | f: 866.888.7483
www.moorecoinc.com

Follow us:

