




Intrinsically Safe PDA **i.roc® Ci70 -Ex**













PRODUCT GUIDE



Ci70-Ex


i.roc® Ci70 -Ex PRODUCT GUIDE



















- Unless otherwise indicated all accessories support the i.roc® Ci70 -Ex mobile computer.
- Only  marked accessories are qualified for use inside hazardous areas.
- Depending on country of usage you have to select your needed approval which is marked on the device.



CERTIFICATIONS		Sample Configuration Code: Ci70AN2NN00W10 A 00111	
	Intrinsic Safety Standard	Description	Config. Number Position 15
  	ATEX ZONE 1/21 IECEX ZONE 1/21 NEC CL I, DIV 1	Europe, Worldwide, USA, Canada	1
	NEC CI I, DIV 1	USA, Canada	E
 	NEC CL I, DIV 1 IECEX ZONE 1/21	Worldwide, USA, Canada	D
 	INMETRO Zone 1/21 NEC CL I, Div 1	Brazil, USA	N
 	ATEX MINING IECEX MINING	Europe, Worldwide	H
	MSHA (USA MINING)	USA	I
	TIIS	Japan	J


RADIO MODULES		Sample Configuration Code: Ci70AN2NN00 F3 0A00111	
Accessory Name	Description	Config. Number Position 10	
WLAN Module	WLAN Module IEEE 802.11 a/b/g/n	00	
WWAN + WLAN Module	WLAN Module IEEE 802.11 a/b/g/n, GPS UMTS/HSDPA/HSUPA, CDMA/EV-DO	F3	

- Unless otherwise indicated all accessories support the i.roc® Ci70 -Ex mobile computer.
- Only  marked accessories are qualified for use inside hazardous areas.





HEAD MODULES		Sample Configuration Code: Ci70AN2 SN 00W10A00111	
Data Capturing Module		Description	Config. Number Position 8
	SN-SE955-AA	1D Short Range Laser Barcode Scanner	SN 
	EN-EX25	2D Multi Range Barcode Imager	EN 
	NL-TLB30-AA	125/134 kHz LF RFID R/W Module AirCoil	NL 
	NF-TLB30-AA	125/134 kHz LF RFID R/W Module Ferrite	NF 
	NT-LID-AA	TROVAN LF RFID R/W Module	NT 
	NH-UNI13-AA	13.56 MHz HF RFID R/W Module	NH 
	NE-UNI900-AA	868 MHz UHF RFID R/W Module ETSI	NE 
	NU-UNI900-AA	915 MHz UHF RFID R/W Module FCC	NU 
	Single Cap	No data Capturing Module attached	NN 

Ci70-Ex

i.roc® Ci70 -Ex PRODUCT GUIDE

- Unless otherwise indicated all accessories support the i.roc® Ci70 -Ex mobile computer.
- Only  marked accessories are qualified for use inside hazardous areas.

COMBINED HEAD MODULE			
		Description	Config. Number Position 8
	SL-SE955-TLB30-AA	LF RFID Reader (Air Coil) 1D Barcode Scanner Combination of 1D Barcode Scanner and 125 / 134 kHz RFID Reader	SL 
	SF-SE955-TLB30-AA	LF RFID Reader (Ferrite) 1D Barcode Scanner Combination of 1D Barcode Scanner and 125 / 134 kHz RFID Reader	SF 
	SH-SE955-UNI13-AA	HF RFID Reader 1D Barcode Scanner	SH 
	ST-SE955-LID-AA	Trovan RFID Reader 1D Barcode Scanner	ST 

KEYPADS		Sample Configuration Code: Ci70A N2 SN00W10A00111
Keypad Option	Description	Config. Number Position 6
	Numeric Keypad Numeric Keypad with large function keys	N2 
	QWERTY Keypad Alphanumeric QWERTY Keypad	Q2 


- Unless otherwise indicated all accessories support the i.roc® Ci70 -Ex mobile computer.
- Only marked accessories are qualified for use inside hazardous areas.
- Blue marked part numbers indicate Intermec part numbers, black marked parts indicate ecom article numbers.











ACCESSORIES		Sample Configuration Code: Ci70AN2SN00W10A00 2 41			
Accessory Name & Part Number		Config. Number Position 18			
	Stylus Pen A0030325	Stylus Pen For use with bracket for hand strap.	Hand Strap Ensures a firm grip.	Dust Cover Provides protection of the docking connector.	
	Bracket for Hand Strap A0030317	Bracket for Hand Strap Required for use of hand strap; provides retaining fixture of stylus.			
	Hand Strap A0030316				
	Dust Cover A0030318				
		0	none	none	none
		1	none	none	mounted
		2	mounted	none	none
		3	mounted	none	mounted
		4	mounted	mounted	none
		5	mounted	mounted	mounted
		6	mounted	enclosed	none
		7	mounted	enclosed	mounted
		8	enclosed	enclosed	none
		9	enclosed	enclosed	mounted



MEMORY CARDS		Sample Configuration Code: Ci70AN2SN00W10A002 4 1	
Accessory Name		Description	Config. Number & Part Number Position 19
	ATP microSD Card, 1 GB	Industrial grade microSD Card for reliable performance in all i.roc® Ci70 -Ex operating environments.	1 A0030326 P/N 856-065-004
	ATP microSD Card, 2 GB		2 A0030327 P/N 856-065-005
	ATP microSD Card, 4 GB		4 A0030305 P/N 856-065-006
	ATP microSD Card, 8 GB		8 A0030306 P/N 856-065-007

Ci70-Ex

i.roc® Ci70 -Ex PRODUCT GUIDE

- Unless otherwise indicated all accessories support the i.roc® Ci70 -Ex mobile computer.
- Only  marked accessories are qualified for use inside hazardous areas.

ACCESSORIES			
	Accessory Name	Description	Part Number
	Scan Handle	Scan handle, customer installable.	A0030302 
	Carry Case	Carry case including front cover, one tethered stylus and shoulder strap.	AS030310 
	Holster	Holster including shoulder strap.	A0030304 
	Stylus Pen for Carry Case	Replacement for stylus provided with carry case.	A0002749 
	Shoulder Carrying Strap	Strap for use with leather carry case / holster.	A0030315 

BATTERIES			
	Accessory Name	Description	Part Number
	Spare Ex Battery Pack AM Ci70 -Ex	Lithium-ion, 3.7 V, 4000 mAh. Only for use with the i.roc® Ci70 -Ex. One battery pack included with every i.roc® Ci70 -Ex.	AS030300 

- Unless otherwise indicated all accessories support the i.roc® Ci70 -Ex mobile computer.
- Only marked accessories are qualified for use inside hazardous areas.

SINGLE DOCK AND POWER SUPPLY			
	Accessory Name	Description	Part Number
	Single Docking Station	For charging i.roc Ci70 -Ex. Provides USB client functionality. Includes USB cable, power supply (EU power cord) and adapter plug for power cord.	AS030301
	Power Supply for Single Docking Station	Power supply incl. EU power cord; weight approx.180 g (6.3 oz) For other power cords see page 7.	A0030312

PRE-CONFIGURED FLEXDOCK PACKS *			
	Accessory Name	Description	Part Number
	Desktop Dock	For charging 1 i.roc® Ci70 -Ex and 1 battery; provides USB client functionality; includes Torx screwdriver and USB cable.	AS030312
	Dual Dock PDA	For charging 2 i.roc® Ci70 -Ex.	AS030313
	Dual Dock Batt	For charging 2 batteries „AM Ci70 -Ex“.	AS030314
	Dual Dock PDA	For charging 4 i.roc® Ci70 -Ex.	AS030315
	Quad Dock Batt	For charging 4 batteries „AM Ci70 -Ex“.	AS030316
	Quad Dock Ethernet	Provides Ethernet Connection; For charging 4 i.roc® Ci70 -Ex.	A0030348

INCLUDED

- Dock base
- Adapter cups
- Power supply


TO BE ORDERED SEPARATELY







- AC power cord


* Modular docking system for i.roc® Ci70 -Ex mobile computers and battery packs. Packs contain assembled components.




Ci70-EX













i.roc® Ci70 -Ex PRODUCT GUIDE

- Unless otherwise indicated all accessories support the i.roc® Ci70 -Ex mobile computer.
- Only  marked accessories are qualified for use inside hazardous areas.
- Blue marked part numbers indicate Intermec part numbers, black marked parts indicate ecom article numbers.

FLEXDOCK PARTS			
	Accessory Name	Description	Part Number
	Desktop Dock	Base for USB client connectivity (1 bay) and charging 23.1 x 12.7 x 4.0 cm (9.1 x 5.0 x 1.6 in); weight approx. 540 g (19.1 oz)	A0030307 P/N 852-920-002
	Dual Dock	Base for charging 23.1 x 12.7 x 4.0 cm (9.1 x 5.0 x 1.6 in); weight approx. 550 g (18.8 oz)	A0030308 P/N 852-918-002
	Quad Dock	Base for charging 44.5 x 12.7 x 4.0 cm (17.5 x 5.0 x 1.6 in); weight approx. 1.155 g (40.8 oz)	A0030309 P/N 852-916-002
	Battery Cup	Insert for charging 1 battery pack „AM Ci70 -Ex“.	A0030310
	Computer Cup	Insert for charging 1 i.roc® Ci70 -Ex.	A0030311
	Ethernet Adapter	Including cables and power supply. Enables i.roc® Ci70 -Ex to connect to company network.	A0030324

- Unless otherwise indicated all accessories support the i.roc® Ci70 -Ex mobile computer.
- Only  marked accessories are qualified for use inside hazardous areas.
- Blue marked part numbers indicate Intermec part numbers, black marked parts indicate ecom article numbers.

POWER SUPPLIES AND CABLES			
	Accessory Name	Description	Part Number
	Power Supply for Desktop and Dual Dock	Power supply, 12 V, 48 W; for use with Desktop Dock or Dual Dock 13.0 x 7.6 x 3.3 cm (5.1 x 3.0 x 1.3 in); weight approx. 270 g (9.6 oz)	A0030313 P/N 851-095-131
	Power Supply for Quad Dock	Power supply, 12 V, 100 W; for use with Quad Dock 18.0 x 5.8 x 3.9 cm (7.1 x 2.3 x 1.5 in); weight approx. 690 g (24.3 oz)	A0030314 P/N 851-064-327
	USB cable	Use with Desktop Dock for USB client connection, Standard A - Micro B.	A0030323

POWER CORDS			
	Accessory Name	Description	Part Number
	AC Power Cord EU	To be ordered separately with every power supply, pre-configured FlexDock packs or Single Docking Station (exception: Single Docking Station includes EU power cord).	A0009206 
	AC Power Cord UK		A0009208 
	AC Power Cord IN, ZA, CH		A0009207 
	AC Power Cord US		A0009209 
	AC Power Cord IT		A0003485 
	AC Power Cord DK		A0003486 

Ci70-Ex

i.roc® Ci70 -Ex
PRODUCT GUIDE





EMEA

Germany (Headquarters) ¹

ecom instruments GmbH
Industriestraße 2
97959 Assamstadt
Phone +49 62 94 42 24-0
Fax +49 62 94 42 24-100
sales@ecom-ex.com
¹also covering Austria

ecom Benelux ²

ecom instruments BV
Watertoren 45c
3247 CL Dirksland, Netherlands
Phone +31 1 87 60 59 16
Fax +31 1 87 60 33 47
info.nl@ecom-ex.com
²also covering Belgium and Luxembourg

France ³

ecom Nied srl
4 Rue Ettore Bugatti
67201 Eckbolsheim
Phone +33 3 88 76 46 84
Fax +33 3 88 76 02 85
info.fr@ecom-ex.com
³also covering Algeria, Egypt, Morocco,
Tunisia and Libya

Italy

ecom instruments srl
Via Gandhi, 15 Galleria
20017 Rho (MI)
Phone +39 02 93 90 92 16
Fax +39 02 93 90 62 97
info.it@ecom-ex.com

Switzerland

ecom instruments GmbH
Merkurstraße 2
6210 Sursee
Phone +41 4 19 21 60 00
Fax +41 4 19 22 00 08
info.ch@ecom-ex.com

United Kingdom

ecom instruments ltd
A310, The Wilton Centre,
Redcar, TS10 4RF,
United Kingdom
Phone +44 1642 46 54 00
Fax +44 1642 46 54 02
info.uk@ecom-ex.com

Middle East

ecom instruments fze
P.O. Box 8918
Saif-Zone, Sharjah, UAE
Phone +971 6 5 57 34 30
Fax +971 6 5 57 34 31
info.uae@ecom-ex.com

Americas

USA

ecom instruments Inc.
1779 Westborough Drive, Suite 102
Katy, Texas 77449
Phone +1 281 496 59 30
Fax +1 281 496 23 21
info.us@ecom-ex.com

Asia

China

ecom instruments GmbH
Beijing Office
Room 11-C, CITIC Building Tower A 19
No.19 Jianguomenwai Dajie, Choyang District
Beijing 100004
Phone +86 1 08 52 61 81 76 01
Fax +86 1 08 52 61 43 6
info.cn@ecom-ex.com

South East Asia

Ecom Instruments (SEA) Pte Ltd
15 Pioneer Turn
P+F GDC Building
Singapore 627577
Phone +65 6779 9078
info.sg@ecom-ex.com



Locate your nearest ecom partner on www.ecom-ex.com