

142 series

ERSADUR soldering tips for:
Product group WI

- i-CON1 MK2
- i-CON C MK2
- i-CON1 C/1 V MK2
- i-CON2 MK2

- i-CON2 C MK2
- i-CON2 V MK2
- i-CON2 VC MK2
with soldering iron i-TOOL

- i-CON NANO MK2
- i-CON PICO MK2
- i-CON VARIO 2 MK2
- i-CON VARIO 4 MK2
with soldering iron i-TOOL

- i-CON TRACE



Identifiable
via QR code

TIP'N'
TURN

Figure / Article	Order No.	pcs p. pu	\$ / pu excl. VAT	Figure / Article	Order No.	pcs p. pu	\$ / pu excl. VAT
chisel-shaped, asymmetric, 2.4 mm 	0142CDLF24A/SB	1	27.52	chisel-shaped, extended, 2.4 mm 	0142CDLF24L/SB	1	19.83
chisel-shaped, 3.2 mm 	0142CDLF32/SB	1	13.53	chisel-shaped, asymmetric, 4.6 mm 	0142CDLF46A/SB	1	27.52
chisel-shaped, 5.0 mm 	0142CDLF50/SB	1	13.53	chisel-shaped, 6.5 mm 	0142CDLF65/SB	1	27.52
chisel-shaped, 8.0 mm 	0142CDLF80/SB	1	27.52	chisel-shaped, asymmetric, 4.6 mm 	0142CDLF80A/SB	1	27.52
chisel-shaped, 10.0 mm 	0142CDLF100/SB	1	27.52	chisel-shaped, 12.0 mm 	0142CDLF120/SB	1	27.52
pencil point, bent, extended, 0.4 mm ø 	0142SDLF04L/SB	1	27.52	pencil point, bent, extended, 0.6 mm ø 	0142SDLF06L/SB	1	27.52
pencil point, bent, extended, 0.8 mm ø 	0142SDLF08L/SB	1	27.52	angled face, 1.3 mm ø 	0142ADLF13/SB	1	19.83
angled face, 1.5 mm ø 	0142ADLF15/SB	1	19.83	angled face, 2.2 mm ø 	0142ADLF22/SB	1	19.83
angled face, 3.2 mm ø 	0142ADLF32/SB	1	19.83	angled face, 4.0 mm ø 	0142ADLF40/SB	1	19.83

Further tips on request.
Subject to technical changes!

ERSADUR soldering tips for:
Product group WI

- i-CON1 MK2
- i-CON C MK2
- i-CON1 C/1 V MK2
- i-CON2 MK2

- i-CON2 C MK2
- i-CON2 V MK2
- i-CON2 VC MK2
- with soldering iron i-TOOL

- i-CON NANO MK2
- i-CON PICO MK2
- i-CON VARIO 2 MK2
- i-CON VARIO 4 MK2
- with soldering iron i-TOOL

- i-CON TRACE



**TIP'N'
TURN**

Figure / Article	Order No.	pcs p. pu	\$ / pu excl. VAT
WICK-TIP, 10.0 mm 	0142ZDLF100/SB	1	49.05
WICK-TIP, 20.0 mm 	0142ZDLF200/SB	1	49.05
PowerWell with concave portion, 1.6 mm ø 	0142WDLF16/SB	1	27.52
PowerWell with concave portion, 3.5 mm ø 	0142WDLF35/SB	1	27.52

Figure / Article	Order No.	pcs p. pu	\$ / pu excl. VAT
WICK-TIP, 15.0 mm 	0142ZDLF150/SB	1	49.05
PLCC blade 	0142BDLF20/SB	1	19.83
PowerWell with concave portion, 2.3 mm ø 	0142WDLF23/SB	1	27.52

Know how transfer: professional tip care for long lifetimes

Dry cleaning by metal wool



340 – 360 °C for Lead-free solder
(644 – 680 °F)



Remove dirty metal wool and empty
the solder collecting box




Just stick soldering tip into
dry cleaner and turn




Add new solder after cleaning


Damp sponge cleaning




Sponge (0003B) must be damp



Wipe off carefully



DAMP – NOT WET!



Immediately add new solder



Professional tip care also explained by video on our YouTube channel:

Further tips on request.

Subject to technical changes!

142 series

ERSADUR soldering tips for:
Product group WI

■ i-CON1 MK2

■ i-CON C MK2

■ i-CON1 C/1 V MK2

■ i-CON2 MK2

■ i-CON2 C MK2

■ i-CON2 V MK2

■ i-CON2 VC MK2

with soldering iron i-TOOL

■ i-CON NANO MK2

■ i-CON PICO MK2

■ i-CON VARIO 2 MK2

■ i-CON VARIO 4 MK2

with soldering iron i-TOOL

■ i-CON TRACE



Identifiable
via QR code

TIP'N'
TURN

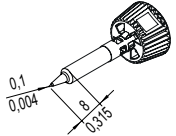
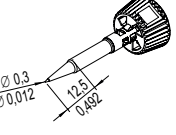
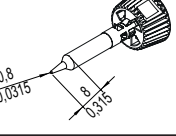
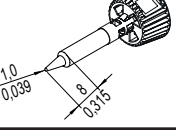
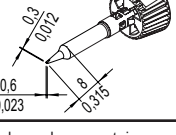
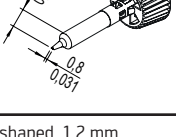
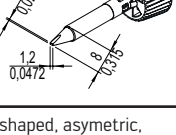
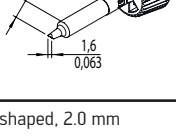
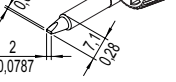
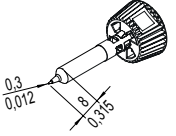
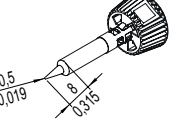
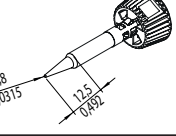
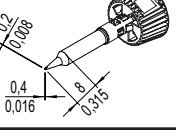
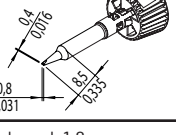
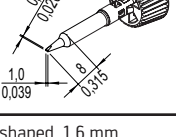
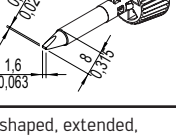
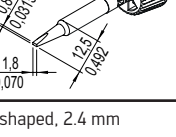



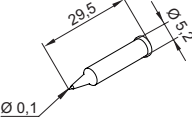
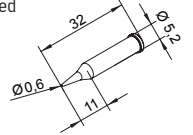
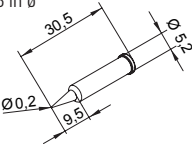
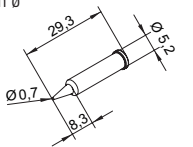
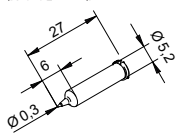
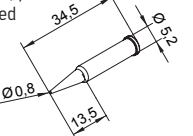
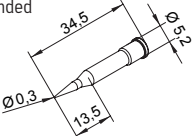
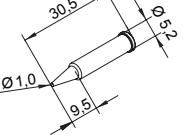
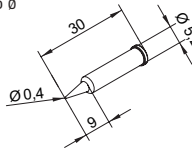
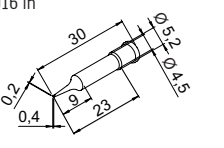
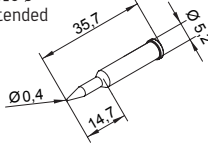
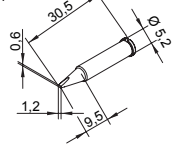
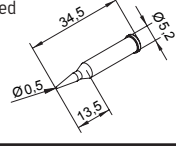
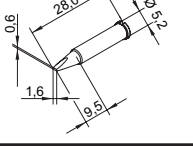
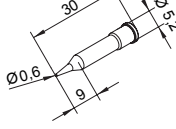
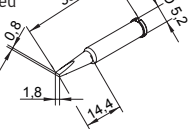
Figure / Article	Order No.	pcs p. pu	\$ / pu excl. VAT
pencil point, recessed, 0.1 mm \emptyset 	0142PDLF01/SB	1	19.83
pencil point, extended, 0.3 mm \emptyset 	0142PDLF03L/SB	1	19.83
pencil point, 0.8 mm \emptyset 	0142PDLF08/SB	1	13.53
pencil point, 1.0 mm \emptyset 	0142PDLF10/SB	1	13.53
chisel-shaped, 0.6 mm 	0142CDLF06/SB	1	13.53
chisel-shaped, asymmetric, 0.8 mm 	0142CDLF08A/SB	1	27.52
chisel-shaped, 1.2 mm 	0142CDLF12/SB	1	13.53
chisel-shaped, asymmetric, 1.6 mm 	0142CDLF16A/SB	1	27.52
chisel-shaped, 2.0 mm 	0142CDLF20/SB	1	13.53

Figure / Article	Order No.	pcs p. pu	\$ / pu excl. VAT
pencil point, recessed, 0.3 mm \emptyset 	0142PDLF03/SB	1	13.53
pencil point, 0.5 mm \emptyset 	0142PDLF05/SB	1	13.53
pencil point, extended, 0.8 mm \emptyset 	0142PDLF08L/SB	1	19.83
chisel-shaped, 0.4 mm 	0142CDLF04/SB	1	13.53
chisel-shaped, 0.8 mm 	0142CDLF08/SB	1	13.53
chisel-shaped, 1.0 mm 	0142CDLF10/SB	1	13.53
chisel-shaped, 1.6 mm 	0142CDLF16/SB	1	13.53
chisel-shaped, extended, 1.8 mm 	0142CDLF18L/SB	1	19.83
chisel-shaped, 2.4 mm 	0142CDLF24/SB	1	13.53

Further tips on request.

Subject to technical changes!

Pu = packing unit; /SB = single piece package; all dimensions without pre-tinning

Figure / Article	Order No.	pcs p. pu	\$ / pu excl. VAT	Figure / Article	Order No.	pcs p. pu	\$ / pu excl. VAT
i-TIP fastener, black version 	3IT1040-00	1	8.00	Tweezers to change tips 	0N544/SB	1	10.07
pencil point, recessed, 0.1 mm \varnothing /0.008 in \varnothing 	0102PDLF01/SB	1	29.58	pencil point, 0.6 mm \varnothing / 0.024 in \varnothing extended 	0102PDLF06L/SB	1	20.15
pencil point, 0.2 mm \varnothing / 0.008 in \varnothing 	0102PDLF02/SB	1	12.95	pencil point, 0.7 mm \varnothing / 0.028 in \varnothing 	0102PDLF07/SB	1	12.95
pencil point, recessed, 0.3 mm \varnothing /0.012 in \varnothing 	0102PDLF03/SB	1	20.15	pencil point, 0.8 mm \varnothing / 0.031 in \varnothing , extended 	0102PDLF08L/SB	1	20.15
pencil point, 0.3 mm \varnothing / 0.012 in \varnothing extended 	0102PDLF03L/SB	1	20.15	pencil point, 1.0 mm \varnothing / 0.039 in \varnothing 	0102PDLF10/SB	1	12.95
pencil point, 0.4 mm \varnothing / 0.016 \varnothing 	0102PDLF04/SB	1	12.95	chisel-shaped, 0.4 mm/ 0.016 in 	0102CDLF04/SB	1	12.95
pencil point, 0.4 mm/ 0.016 \varnothing extended 	0102PDLF04L/SB	1	20.15	chisel-shaped, 1.2 mm/ 0.047 in 	0102CDLF12/SB	1	12.95
pencil point, 0.5 mm \varnothing / 0.020 in \varnothing extended 	0102PDLF05L/SB	1	20.15	chisel-shaped, 1.6 mm/ 0.063 in 	0102CDLF16/SB	1	12.95
pencil point, 0.6 mm \varnothing / 0.024 in \varnothing 	0102PDLF06/SB	1	20.15	chisel-shaped, 1.8 mm/ 0.071 in, extended 	0102CDLF18L/SB	1	26.22

Further tips on request.

Subject to technical changes!

102 series

ERSADUR soldering tips for:
Product group WI

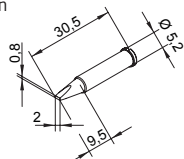
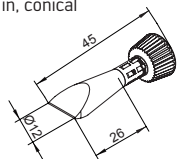
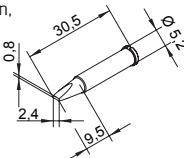
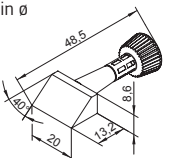
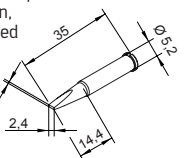
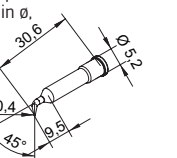
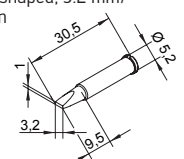
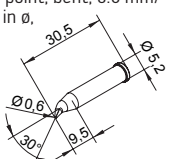
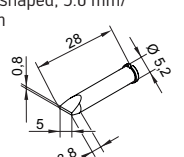
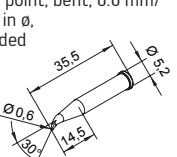
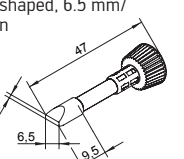
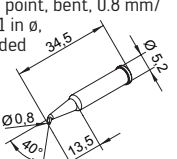
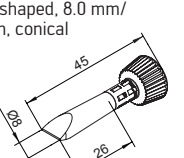
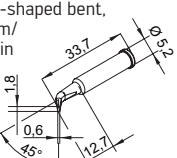
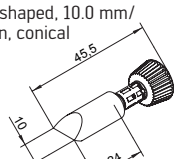
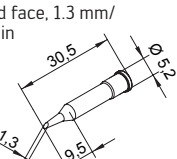
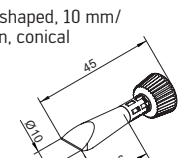
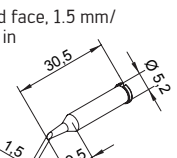
■ i-CON
■ i-CON 1
■ i-CON C
■ i-CON 1C/1V

■ i-CON 2
■ i-CON 2C
■ i-CON 2V
■ i-CON 2 VC
i-TOOL soldering iron

■ i-CON NANO
■ i-CON PICO

■ i-CON VARIO 2
■ i-CON VARIO 4
i-TOOL soldering iron

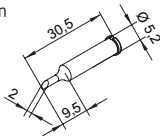
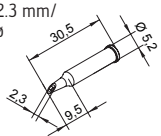
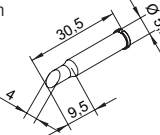
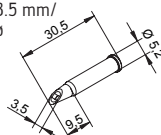
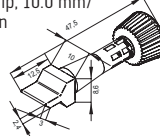
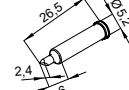
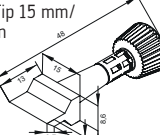
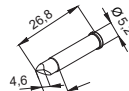
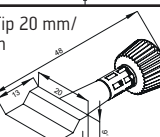
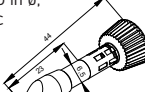
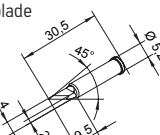
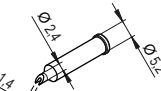
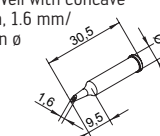
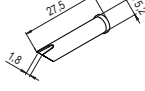
35

Figure / Article	Order No.	pcs p. pu	\$ / pu excl. VAT	Figure / Article	Order No.	pcs p. pu	\$ / pu excl. VAT
chisel-shaped, 2.0 mm/ 0.079 in 	0102CDLF20/SB	1	12.95	chisel-shaped, 12 mm/ 0.472 in, conical 	0102CDLF120C/SB	1	41.25
chisel-shaped, 2.4 mm/ 0.094 in 	0102CDLF24/SB	1	12.95	angled face, 20 mm/ 0.787 in ø 	0102CDLF200/SB	1	92.74
chisel-shaped, 2.4 mm/ 0.094 in, extended 	0102CDLF24L/SB	1	29.58	pencil point, bent, 0.4 mm/ 0.016 in ø 	0102SDLF04/SB	1	32.78
chisel-shaped, 3.2 mm/ 0.126 in 	0102CDLF32/SB	1	12.95	pencil point, bent, 0.6 mm/ 0.024 in ø 	0102SDLF06/SB	1	32.78
chisel-shaped, 5.0 mm/ 0.197 in 	0102CDLF50/SB	1	12.95	pencil point, bent, 0.6 mm/ 0.024 in ø, extended 	0102SDLF06L/SB	1	32.78
chisel-shaped, 6.5 mm/ 0.256 in 	0102CDLF65/SB	1	29.58	pencil point, bent, 0.8 mm/ 0.0321 in ø, extended 	0102SDLF08L/SB	1	32.78
chisel-shaped, 8.0 mm/ 0.315 in, conical 	0102CDLF080C/SB	1	37.74	chisel-shaped bent, 1.8 mm/ 0.071 in 	0102SDLF18/SB	1	36.30
chisel-shaped, 10.0 mm/ 0.394 in, conical 	0102CDLF100/SB	1	29.58	angled face, 1.3 mm/ 0.051 in 	0102ADLF13/SB	1	22.23
chisel-shaped, 10 mm/ 0.394 in, conical 	0102CDLF100C/SB	1	39.50	angled face, 1.5 mm/ 0.059 in 	0102ADLF15/SB	1	22.23

Further tips on request.

Subject to technical changes!

Pu = packing unit; /SB = single piece package; all dimensions without pre-tinning

Figure / Article	Order No.	pcs p. pu	\$ / pu excl. VAT	Figure / Article	Order No.	pcs p. pu	\$ / pu excl. VAT
angled face, 2.0 mm/ 0.079 in 	0102ADLF20/SB	1	22.23	PowerWell with concave portion, 2.3 mm/ 0.091 in ø 	0102WDLF23/SB	1	38.70
angled face, 4.0 mm/ 0.157 in 	0102ADLF40/SB	1	22.23	PowerWell with concave portion, 3.5 mm/ 0.138 in ø 	0102WDLF35/SB	1	38.70
Wick-Tip, 10.0 mm/ 0.394 in 	0102ZDLF100/SB	1	75.47	ERSADUR, 2,4 mm, 300µm Fe, asymmetric 	0102CDLF24A/SB	1	32.78
Wick-Tip 15 mm/ 0.591 in 	0102ZDLF150/SB	1	77.23	ERSADUR, 4,6 mm, 300µm Fe, asymmetric 	0102CDLF46A/SB	1	32.78
Wick-Tip 20 mm/ 0.787 in 	0102ZDLF200/SB	1	84.91	Soldering tip, lead-free, 8 mm/0,315 in ø, asymmetric 	0102CDLF80A/SB	1	46.05
PLCC blade 	0102BDLF20/SB	1	22.19	Soldering tip, lead-free, 2,4 mm/0,945 in ø, straight 	0102YDLF1224/SB	1	24.30
PowerWell with concave portion, 1,6 mm/ 0.063 in ø 	0102WDLF16/SB	1	38.70	Soldering tip, lead-free, 5,2 mm/2,047 in ø, straight 	0102YDLF1852/SB	1	24.30

Further tips on request.

Subject to technical changes!

Pu = packing unit; /SB = single piece package; all dimensions without pre-tinning

832 series

ERSADUR soldering tips for:
Product group 2

■ ANALOG 60 / A
■ ANALOG 80 / A
■ DIGITAL 80 A
■ DIGITAL 2000 A
POWER TOOL soldering iron

■ MULTI-PRO
■ MULTI-SPRINT
■ MULTI-TC
■ RDS 80

■ MICRO-CON 60 iA
POWER TOOL soldering iron
■ TWIN 80 A
ERGO TOOL soldering iron
■ Ersa 15+, 25+, 35+

■ ELS 8000/M/D
■ MS 6000
■ MS 8000/D

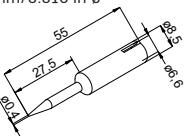
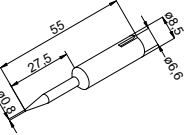
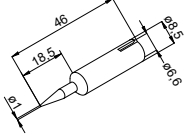
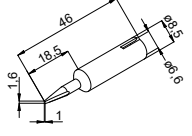
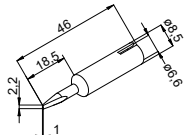
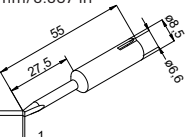
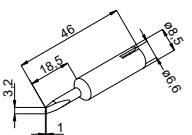
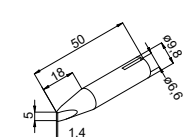
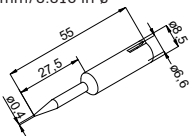
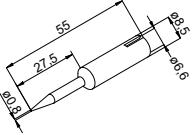
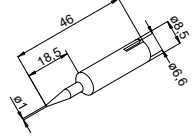
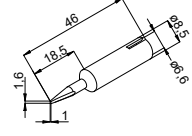
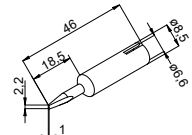
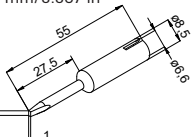
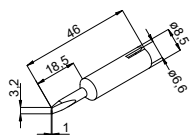
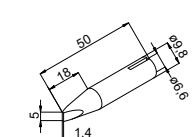
Figure / Article	Order No.	pcs p. pu	\$ / pu excl. VAT
pencil point, extended, 0.4 mm/0.016 in ϕ 	0832UDLF/SB	1	16.63
pencil point, extended, 0.8 mm/0.031 in ϕ 	0832SDLF/SB	1	15.99
pencil point, 1.0 mm/0.039 in ϕ 	0832BDLF/SB	1	15.99
chisel-shaped, 1.6 mm/0.063 in 	0832YDLF/SB	1	15.83
chisel-shaped, 2.2 mm/0.087 in 	0832CDLF/SB	1	15.99
chisel-shaped, extended, 2.2 mm/0.087 in 	0832KDLF/SB	1	15.99
chisel-shaped, 3.2 mm/0.126 in 	0832EDLF/SB	1	15.99
chisel-shaped, 5.0 mm/0.197 in 	0832VDLF/SB	1	24.78

Figure / Article	Order No.	pcs p. pu	\$ / pu excl. VAT
pencil point, extended, 0.4 mm/0.016 in ϕ 	0832UD/SB	1	15.83
pencil point, extended, 0.8 mm/0.031 in ϕ 	0832SD/SB	1	15.83
pencil point, 1.0 mm/0.039 in ϕ 	0832BD/SB	1	14.55
chisel-shaped, 1.6 mm/0.063 in 	0832YD/SB	1	14.23
chisel-shaped, 2.2 mm/0.087 in 	0832CD/SB	1	14.55
chisel-shaped, extended, 2.2 mm/0.087 in 	0832KD/SB	1	14.55
chisel-shaped, 3.2 mm/0.126 in 	0832ED/SB	1	14.55
chisel-shaped, 5.0 mm/0.197 in 	0832VD/SB	1	20.15

Further tips on request.

Subject to technical changes!

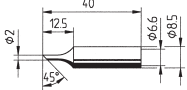
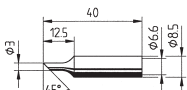
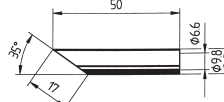
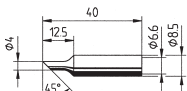
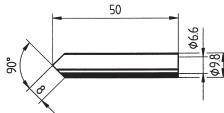
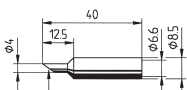
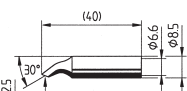
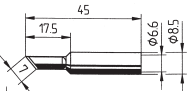
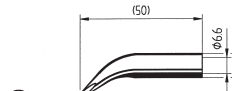
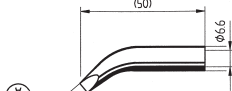
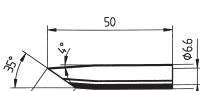
Pu = packing unit; /SB = single piece package; all dimensions without pre-tinning

■ ANALOG 60 / A
 ■ ANALOG 80 / A
 ■ DIGITAL 80 A
 ■ DIGITAL 2000 A
 POWER TOOL soldering iron

■ MULTI-PRO
 ■ MULTI-SPRINT
 ■ MULTI-TC
 ■ RDS 80

■ MICRO-CON 60 iA
 POWER TOOL soldering iron
 ■ TWIN 80 A
 ERGO TOOL soldering iron
 ■ ErsA 15+, 25+, 35+

■ ELS 8000/M/D
 ■ MS 6000
 ■ MS 8000/D

Figure / Article	Order No.	pcs p. pu	\$ / pu excl. VAT	Figure / Article	Order No.	pcs p. pu	\$ / pu excl. VAT
angled face, 2 mm/0.079 in 	0832FDLF/SB	1	32.94	INFO: Soldering tips 832 GDLF, 832 LDLF and 832 MDLF can only be used with the following soldering stations / irons: <ul style="list-style-type: none"> ■ ANALOG 80 / A ■ DIGITAL 80 A ■ DIGITAL 2000 A (POWER TOOL) ■ MICRO-CON 60 iA (POWER TOOL) ■ ELS 8000 / M / D ■ MULTI-TC ■ RDS 80 			
angled face, 3 mm/0.118 in \emptyset 	0832TDLF/SB	1	32.46	angled face 35°, 17 mm/0.67 in 	0832LDLF/SB	1	27.02
angled face, 4 mm/0.157 in \emptyset 	0832NDLF/SB	1	32.46	angled face both sides, 8 mm/0.315 in 	0832MDLF/SB	1	27.02
PowerWell with concave portion 	0832PW/SB	1	44.93				
SolderWell with concave portion, bent 	0832HD/SB	1	50.85				
PLCC blade, 1.5 mm/0.059 in 	0832AD/SB	1	31.50				
chisel-shaped, bent, 2.5 mm/0.098 in 	0832WD/SB	1	27.02				
chisel-shaped, bent, 5 mm/0.197 in 	0832RD/SB	1	27.02				
angled face 35°, 14 mm/0.55 in 	0832GDLF/SB	1	27.02				

Further tips on request.

Subject to technical changes!

Pu = packing unit; /SB = single piece package; all dimensions without pre-tinning

842 series for increased heat supply

ERSADUR long-life soldering tips for: see page 39/40
Product group 1

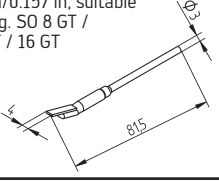
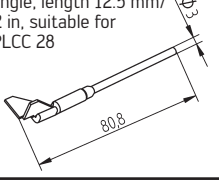
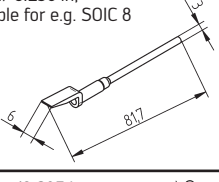
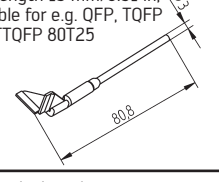
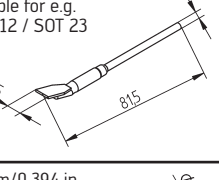
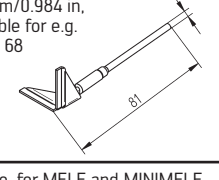
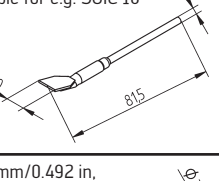
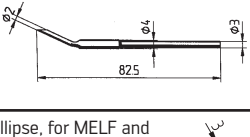
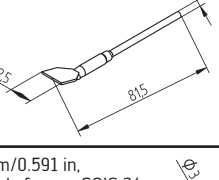
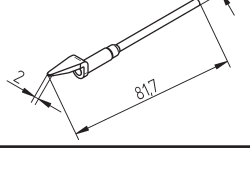
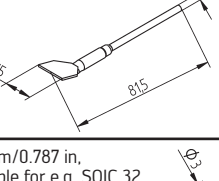
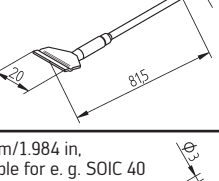
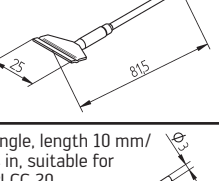
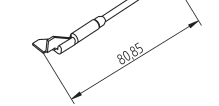
Figure / Article	Order No.	pcs p. pu	\$ / pu excl. VAT	Figure / Article	Order No.	pcs p. pu	\$ / pu excl. VAT
<p>pencil point, extended, 0.4 mm/0.016 in \varnothing</p>	0842UDLF/SB	1	25.74	<p>pencil point, extended, 0.4 mm/0.016 in \varnothing</p>	0842UD/SB	1	19.67
<p>pencil point, extended, 0.8 mm/0.031 in \varnothing</p>	0842SDLF/SB	1	25.74	<p>pencil point, extended, 0.8 mm/0.031 in \varnothing</p>	0842SD/SB	1	19.67
<p>pencil point, 1.0 mm/0.039 in \varnothing</p>	0842BDLF/SB	1	25.74	<p>pencil point, 1 mm/0.039 in \varnothing</p>	0842BD/SB	1	19.67
<p>chisel-shaped, 1.6 mm/0.063 in</p>	0842YDLF/SB	1	25.74	<p>chisel-shaped, 1.6 mm/0.063 in</p>	0842YD/SB	1	19.67
<p>chisel-shaped, 2.2 mm/0.087 in</p>	0842CDLF/SB	1	25.74	<p>chisel-shaped, 2.2 mm/0.087 in</p>	0842CD/SB	1	19.67
<p>chisel-shaped, extended, 2.2 mm/0.087 in</p>	0842KDLF/SB	1	25.74	<p>chisel-shaped, extended, 2.2 mm/0.087 in</p>	0842KD/SB	1	19.67
<p>chisel-shaped, 3.2 mm/0.126 in</p>	0842EDLF/SB	1	25.74	<p>chisel-shaped, 3.2 mm/0.126 in</p>	0842ED/SB	1	19.67
<p>pencil point, bent, 0.4 mm/0.016 in \varnothing</p>	0842ID/SB	1	27.66				
<p>chisel-shaped, bent, 2.2 mm/0.087 in</p>	0842JD/SB	1	28.14				

Further tips on request.
Subject to technical changes!

Pu = packing unit; /SB = single piece package; all dimensions without pre-tinning

ERSADUR desoldering tips (pair) for:
Product group 1

Pincette 40 desoldering tweezers
CHIP TOOL desoldering tweezers

Figure / Article	Order No.	pcs p. pu	\$ / pu excl. VAT	Figure / Article	Order No.	pcs p. pu	\$ / pu excl. VAT
4 mm/0.157 in, suitable for e.g. SO 8 GT / 14 GT / 16 GT 	0452FDLF040/SB	1	73.55	90° angle, length 12.5 mm/0.492 in, suitable for e.g. PLCC 28 	0452QDLF125/SB	1	100.90
6 mm/0.236 in, suitable for e.g. SOIC 8 	0452EDLF060/SB	1	86.99	90° angle, length 15 mm/0.91 in, suitable for e.g. QFP, TQFP and TTQFP 80T25 	0452QDLF150/SB	1	102.50
7.5 mm/0.295 in, suitable for e.g. SOIC 12 / SOT 23 	0452FDLF075/SB	1	73.55	90° angle, length 25 mm/0.984 in, suitable for e.g. PLCC 68 	0452QDLF250/SB	1	108.73
10 mm/0.394 in, suitable for e.g. SOIC 16 	0452FDLF100/SB	1	73.55	ellipse, for MELF and MINIMELF 	0422MD/SB	1	51.17
12.5 mm/0.492 in, suitable for e.g. SOIC 20 	0452FDLF125/SB	1	73.55	ellipse, for MELF and MINIMELF 	0452MDLF020/SB	1	86.99
15 mm/0.591 in, suitable for e.g. SOIC 24 	0452FDLF150/SB	1	73.55				
20 mm/0.787 in, suitable for e.g. SOIC 32 	0452FDLF200/SB	1	86.99				
25 mm/1.984 in, suitable for e.g. SOIC 40 	0452FDLF250/SB	1	86.99				
90° angle, length 10 mm/0.394 in, suitable for e.g. PLCC 20 	0452QDLF100/SB	1	98.98				

Further tips on request.
Subject to technical changes!

242 series

- i-CON VARIO 2
- i-CON VARIO 4

ERSADUR long-life tips for:
Product group 1

462 series

- i-CON 2V
CHIP TOOL VARIO tweezers
- i-CON VARIO 2
CHIP TOOL VARIO tweezers
- i-CON VARIO 4
CHIP TOOL VARIO tweezers

ERSADUR long-life tips for:
Product group 1

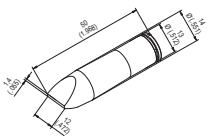
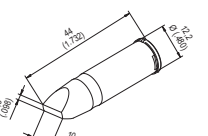
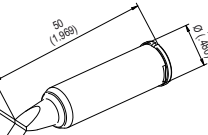
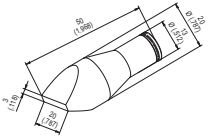
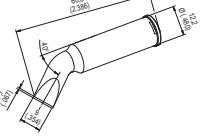
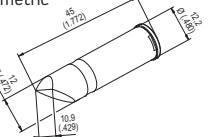
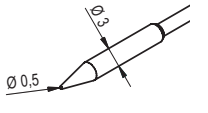
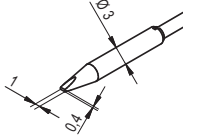
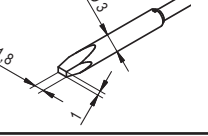
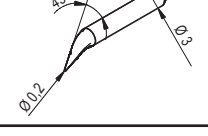
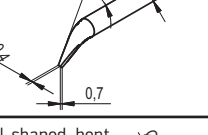
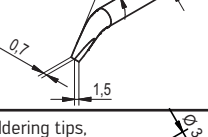
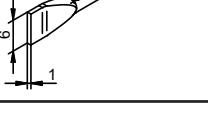
Figure / Article	Order No.	pcs p. pu	\$ / pu excl. VAT
ERSADUR, lead-free, 12,0 mm 	0242CDLF120/SB	1	57.08
ERSADUR, lead-free, 10,0 mm 	0242CDLF100/SB	1	57.08
ERSADUR, lead-free, 5,0 mm 	0242CDLF50/SB	1	57.08
ERSADUR, lead-free, 20,0 mm 	0242CDLF200/SB	1	68.60
ERSADUR, lead-free, 9,0 mm, bent 	0242SDLF90/SB	1	63.64
ERSADUR, lead-free, 10,9 mm, asymmetric 	0242CDLF109A/SB	1	63.64

Figure / Article	Order No.	pcs p. pu	\$ / pu excl. VAT
pencil point, 0.5 mm / 0.018 in ϕ 	0462PDLF005/SB	1	118.33
chisel-shaped, 1 mm / 0.039 in ϕ 	0462CDLF010/SB	1	118.33
chisel-shaped, 1.8 mm / 0.071 in ϕ 	0462CDLF018/SB	1	118.33
pencil point, bent, 0.2 mm / 0.008 in ϕ 	0462SDLF002/SB	1	118.33
chisel-shaped, bent, 0.7 mm / 0.028 in ϕ 	0462MDLF007/SB	1	118.33
chisel-shaped, bent, 1.5 mm / 0.059 in ϕ 	0462MDLF015/SB	1	118.33
Desoldering tips, 6,0 mm / 0.236 in ϕ 	0462FDLF060/SB	1	118.33

Further tips on request.
Subject to technical changes!

472 series*(highly tinplated)*

ERSADUR desoldering tips for:

Product group WI

- i-CON2 V
CHIP TOOL VARIO tweezers
- i-CON VARIO 2
CHIP TOOL VARIO tweezers
- i-CON VARIO 4
CHIP TOOL VARIO tweezers
i-TOOL AIR S hot air iron

742H series*(highly tinplated)*

ERSADUR desoldering tips for:

Product group WI

- i-CON 1V
- i-CON 2V
- i-CON VARIO 2
- i-CON VARIO 4
each with X-TOOL VARIO

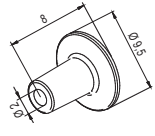
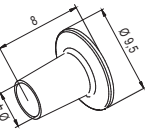
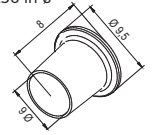
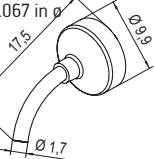
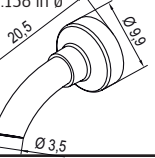
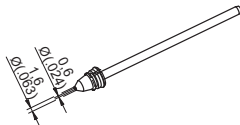
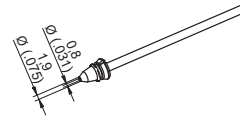
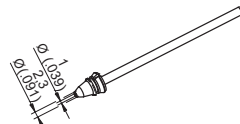
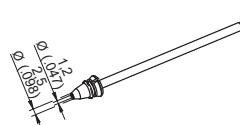
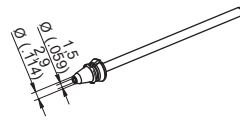
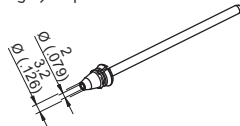
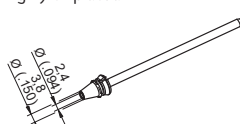


Figure / Article	Order No.	pcs p. pu	\$ / pu excl. VAT
hot air nozzle, 2 mm/ 0.079 in ϕ 	0472AR/SB	1	13.61
hot air nozzle, 4 mm/ 0.157 in ϕ 	0472BR/SB	1	13.61
hot air nozzle, 6 mm/ 0.236 in ϕ 	0472CR/SB	1	13.61
hot air nozzle, bent, 1.7 mm/0.067 in ϕ 	0472DR/SB	1	27.18
hot air nozzle, bent, 3.5 mm/0.138 in ϕ 	0472ER/SB	1	27.18

Figure / Article	Order No.	pcs p. pu	\$ / pu excl. VAT
ERSADUR desoldering tip, highly tinplated 	0742ED0616H/SB	1	51.01
ERSADUR desoldering tip, highly tinplated 	0742ED0819H/SB	1	51.01
ERSADUR desoldering tip, highly tinplated 	0742ED1023H/SB	1	51.01
ERSADUR desoldering tip, highly tinplated 	0742ED1225H/SB	1	51.01
ERSADUR desoldering tip, highly tinplated 	0742ED1529H/SB	1	51.01
ERSADUR desoldering tip, highly tinplated 	0742ED2032H/SB	1	51.01
ERSADUR desoldering tip, highly tinplated 	0742ED2438H/SB	1	51.01
ERSADUR desoldering tip, highly tinplated ID ϕ 1,5 mm, OD ϕ 4,8 mm 	0742ED1548H/SB	1	51.01
ERSADUR desoldering tip, highly tinplated ID ϕ 2,3 mm, OD ϕ 5,1 mm 	0742ED2351H/SB	1	51.01

Further tips on request.

Subject to technical changes!