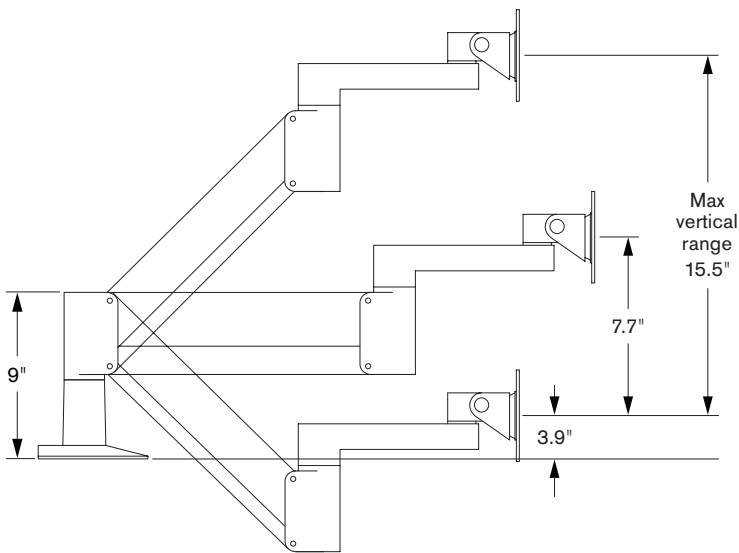
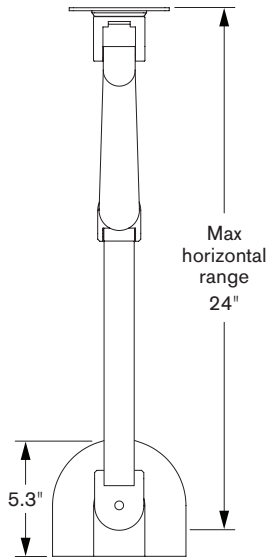


Model 9105

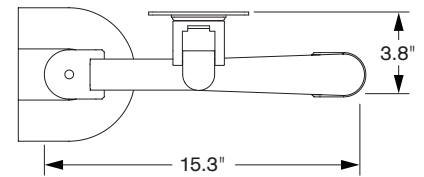
Specifications



SIDE VIEW
Vertical Range



TOP VIEW
Horizontal Range

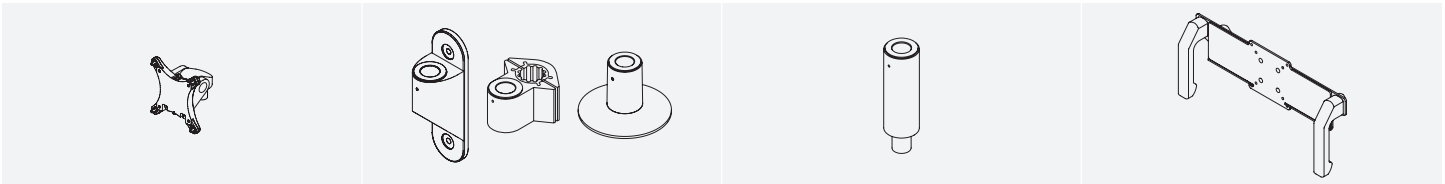


TOP VIEW
Arm Folded

CAPABILITIES

- Vertical range** 15.5"
- Horizontal range** 24"
- Rotation** 360 degrees at three joints
- Monitor tilt** 200 degrees
- Monitor pivot** Landscape to portrait
- Monitor compatibility** VESA® 75mm and 100mm
- Cable management** Cables are clipped beneath arm
- Mounting options** FLEXmount™, Wall, Pole, Thru-Desk
- Monitor weight/model number** 7 - 26 lbs / 9105-500
15 - 39 lbs / 9105-800
22 - 54 lbs / 9105-1000

OPTIONAL ACCESSORIES




QUICK RELEASE ADAPTERS
Allows for quick attach and release of monitor.

MOUNTS
Wall (8325), pole (8210) and thru-desk (8312).

EXTENDER TUBE
Raise the height of your arm.
6" (8171-75-6) extension available.

HANDLE SET
Provides convenient handles to reposition monitor (8291).



Phone: 800.524.2744 | Fax: 610.253.9521 | E-mail: sales@LCDarms.com | Web: www.LCDarms.com

This product is protected by one or more of the following U.S. Patent Nos. and other United States and foreign patents applied for: 119,345, 119,346, 1,324,842, 2,470,525, 6,076,785, 6,273,383, 6,409,134, 6,478,274, 6,499,704, 6,505,988, 6,609,691, 6,191,606, 6,719,253, 6,726,167, 6,736,364, 6,783,105, 6,854,698, 6,915,994, 6,935,883, 6,955,328, 6,983,917, 6,986,489, 7,014,157, 7,017,874, 7,048,242, 7,059,574, 7,063,296, 7,066,433, 7,066,435, 7,389,965, D435,852, D491,952, D492,893, D570,853, D575,293.