



XT Soldering tips

- XT Series Tips for WXP 120/ WP 120 Soldering Pencils
- Most difficult, high mass soldering jobs
- Maximum power and response for top performance
- Optimal balance between power, control and running costs with wide range of tips
- Highest quality soldering standard for widest range of applications.






Power Response XT





Chisel shape



A = Width mm
B = Thickness mm
C = Length mm

Model	A	B	C	PU	Order No.
XT A	1.6	0.7	37	1	T005 44 703 99
					
XT AL	1.6	1.0	40	1	T005 44 701 99
					
XT B	2.4	0.8	36	1	T005 44 704 99
					
XT BSC	2.5	0.8	36.3	1	T005 44 738 99
					
XT BSL	2.4	0.45	36	1	T005 44 741 99
					

Model	A	B	C	PU	Order No.
XT BX 30°	2.4	0.8		1	T005 44 744 99
					
XT C	3.2	0.8	36	1	T005 44 705 99
					
XT CSL	3.2	0.45	36	1	T005 44 742 99
XT D	4.6	0.8	35	1	T005 44 706 99
XT DL	4.6	0.8	40	1	T005 44 736 99
XT D 45°			37	1	T005 44 721 99
XT E	5.9	1.2	35	1	T005 44 707 99
XT H	0.8	0.4	37	1	T005 44 713 99
XT HX	0.8	0.4		1	T005 44 737 99
XT M	3.2	1.2	40	1	T005 44 702 99
XT MX	3.2	0.8		1	T005 44 745 99



Round



A = Width mm
B = Thickness mm
C = Length mm

Model	A	B	C	PU	Order No.
XT BS	2.4		37	1	T005 44 715 99



Model	A	B	C	PU	Order No.
XT CS	3.2		37	1	T005 44 716 99
XT DS	5.0		35	1	T005 44 717 99



Bevel Cut



A = Width mm
B = Thickness mm
C = Length mm

Model	A	B	C	PU	Order No.
XT AA 60°	1.6		37	1	T005 44 708 99
XT BB 45°	2.4		37	1	T005 44 709 99
XT CC 45°	3.2		37	1	T005 44 710 99



Model	A	B	C	PU	Order No.
XT DDH45	4		40.5	1	T005 44 730 99
XT F 30°	1.2		37	1	T005 44 718 99



Conical



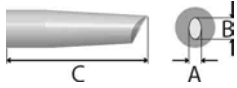
A = Width mm
B = Thickness mm
C = Length mm

Model	A	B	C	PU	Order No.
XT O	1.0		37	1	T005 44 714 99





Gullwing



A = Width mm
B = Thickness mm
C = Length mm

Model	A	B	C	PU	Order No.
XT GW1			37	1	T005 44 712 99



Knife



A = Width mm
B = Thickness mm
C = Length mm

Model	A	B	C	PU	Order No.
XT KN	2.0		45	1	T005 44 711 99



External thread

A = Width mm
B = Thickness mm
C = Length mm

Model	A	B	C	PU	Order No.
XT External thread, refined	M4		36	1	T005 44 719 99



XTR Soldering tips

Chisel shape



A = Width mm
B = Thickness mm
C = Length mm

Model	A	B	C	PU	Order No.
XTR A	1.6	0.7	36.5	1	T005 44 723 99
XTR B	2.4	0.8	36	1	T005 44 724 99



Model	A	B	C	PU	Order No.
XTR E	5.9	1.2	34.5	1	T005 44 727 99
XTR M	3.2	1.2	39.5	1	T005 44 728 99

