



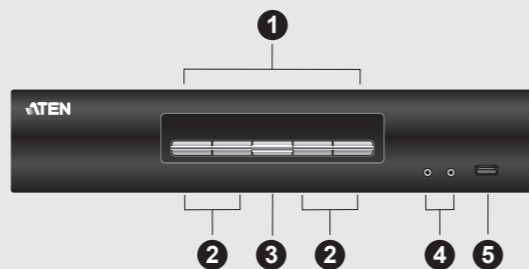
© Copyright 2019 ATEN® International Co., Ltd. ATEN and the ATEN logo are trademarks of ATEN International Co., Ltd. All rights reserved. All other trademarks are the property of their respective owners.

Part No. PAPE-1223-Q50G Printing Date: 02/2019

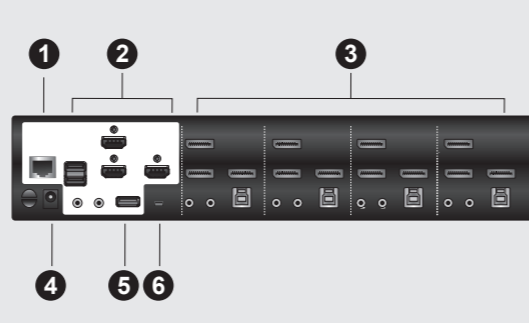


## A Hardware Review

CS1964 Front View



CS1964 Rear View



## CS1964 4-Port USB3.0 4K DisplayPort Triple Display KVM™ Switch

### A Hardware Review

#### Front View

- 1 LED Status Panel
2 Port Selection Pushbuttons
3 Mode Selection Pushbutton
4 Audio Ports
5 USB 3.1 Gen 1 Peripheral Port

#### Rear View

- 1 DCC Port (Daisy Chain Control)
2 Console Ports Section
3 KVM Port Section
4 Power Jack
5 USB 3.1 Gen 1 Peripheral Port
6 DCC Switch

### B Hardware Installation

- 1 Plug your USB keyboard and USB mouse into the USB console ports located on the unit's rear panel.
2 Plug your monitor(s) into the HDMI console ports located on the unit's rear panel and power on the monitor(s).
3 Plug your microphone and speakers into the console microphone and speaker jacks located on the unit's front panel. Audio cables are required on the CPU side for this connection to work.
4 Plug your microphone and speakers into the audio console ports located on the unit's rear panel. The microphone and speakers plugged into the front panel have priority over those plugged into the rear panel.

- 5 Using the DisplayPort cable, plug the DisplayPort connector into an available DisplayPort A socket on the KVM port section of the switch (CPU 1, CPU 2, etc.), then plug the USB 3.0 cable, microphone/speaker cables into their corresponding sockets. Using another DisplayPort cable, plug the DisplayPort cable connector into the DisplayPort socket B in the same KVM port section of the switch. Repeat for DisplayPort socket C.
6 At the other end of the cables from step 5, plug the microphone/speaker cables into their respective ports on the computer. Repeat steps 5, 6, and 7 for each triple-screen PC system you are installing.
7 (Optional) Plug your USB peripherals into the front or rear USB peripheral ports.
8 Plug the power adapter that came with your switch into an AC power source, then plug power adapter cable into the switch's Power Jack.
9 Power on the computers.

### Operation

#### Manual Port Switching

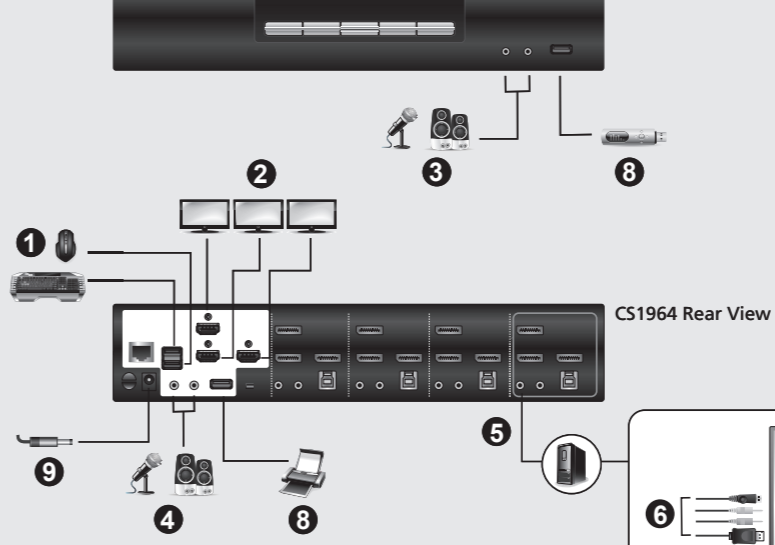
- To bring complete focus (audio, KVM, and USB) to a computer, either:
a) Press the port selection pushbutton that corresponds to that computer; or
b) Press the Mode pushbutton once (the Mode icons flash), and then press the port selection pushbutton that corresponds to that computer. All three port icons light up.

## Package Contents

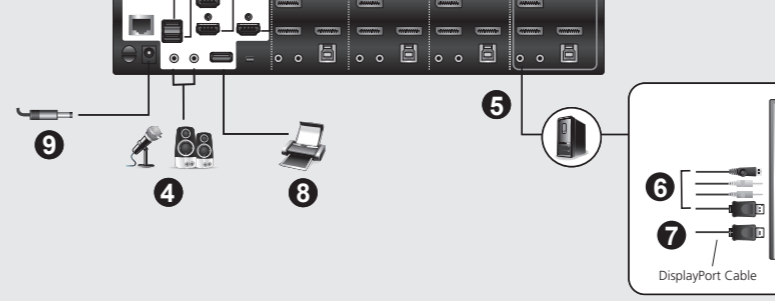
- 1 4-Port USB3.0 4K DisplayPort Triple Display KVM™ Switch
6 DisplayPort 1.2 Cables
2 USB 3.0 A-to-B Cables
2 Speaker Cables
2 Microphone Cables
1 Power Adapter
1 User Instructions

## B Hardware Installation

CS1964 Front View



CS1964 Rear View



## Support and Documentation Notice

All information, documentation, firmware, software utilities, and specifications contained in this package are subject to change without prior notification by the manufacturer. To reduce the environmental impact of our products, ATEN documentation and software can be found online at http://www.aten.com/download/

### Technical Support

www.aten.com/support

### Scan for more information



### EMC Information

FEDERAL COMMUNICATIONS COMMISSION INTERFERENCE STATEMENT
This equipment has been tested and found to comply with the limits for a Class A digital device, pursuant to Part 15 of the FCC Rules. These limits are designed to provide reasonable protection against harmful interference when the equipment is operated in a commercial environment. This equipment generates, uses, and can radiate radio frequency energy and, if not installed and used in accordance with the instruction manual, may cause harmful interference to radio communications. Operation of this equipment in a residential area is likely to cause harmful interference in which case the user will be required to correct the interference at his own expense.

FCC Caution: Any changes or modifications not expressly approved by the party responsible for compliance could void the user's authority to operate this equipment.

Warning: Operation of this equipment in a residential environment could cause radio interference.

This device complies with Part 15 of the FCC Rules. Operation is subject to the following two conditions: (1) this device must not cause harmful interference, and (2) this device must accept any interference received, including interference that may cause undesired operation.

Important: Before proceeding, download the Installation and Operation Manual by visiting the website, www.aten.com and navigating to the product page. The manual includes important warnings, loading specifications and grounding instructions.

이 기기는 업무용(CLASS A) 전자파적합기로서 판매자 또는 사용자는 이 점을 주의하시기 바라며, 가정외의 지역에서 사용하는 것을 목적으로 합니다.

## Commutateur KVM™ trois affichages DisplayPort 4K 4 ports USB3.0 CS1964

### A Aperçu du matériel

#### Vue de devant

- 1 Panneau d'état LED
2 Boutons poussoirs de sélection de port
3 Bouton de sélection de mode
4 Ports audio
5 Port périphérique USB 3.1 Gen 1

#### Vue de derrière

- 1 Port DCC (Contrôle en chaînage)
2 Section ports de la console
3 Section port KVM
4 Fiche d'alimentation
5 Port périphérique USB 3.1 Gen 1
6 Commutateur DCC

### B Installation du matériel

- 1 Branchez votre clavier USB et votre souris USB sur les ports de console USB situés à l'arrière de l'appareil.
2 Branchez le(s) moniteur(s) sur les ports de console HDMI situés sur le panneau arrière de l'appareil puis allumez les moniteurs.
3 Branchez votre micro et les enceintes principales sur les prises micro et enceintes de la console situées sur le panneau avant de l'appareil. Des câbles audio sont nécessaires du côté CPU pour que cette connexion fonctionne.
4 Branchez votre micro et les enceintes sur les ports audio de la console situés sur le panneau arrière de l'appareil. Le micro et les enceintes branchées sur le panneau avant ont la priorité sur ceux du panneau arrière.

- 5 Avec un câble DisplayPort, branchez le connecteur DisplayPort sur une prise DisplayPort A disponible de la section de ports KVM du commutateur (CPU 1, CPU 2, etc.), puis branchez le câble USB 3.0 et les câbles des micro/enceintes sur leurs prises respectives. Utilisez un autre câble DisplayPort, branchez le connecteur du câble DisplayPort sur la prise DisplayPort B de la même section de port KVM du commutateur. Répétez pour DisplayPort prise C.
6 A l'autre extrémité des câbles de l'étape 5, branchez les câbles micro/enceintes sur les ports respectifs de l'ordinateur.
7 A l'autre extrémité du câble DisplayPort et du câble USB 3.0 de l'étape 5, branchez le câble DisplayPort sur le port respectif de l'ordinateur. Répétez les étapes 5, 6 et 7 pour chaque système PC à trois écrans que vous installez.
8 (Facultatif) Branchez les périphériques USB sur les ports périphériques USB avant ou arrière.
9 Branchez l'adaptateur secteur fourni sur une prise de courant, puis le câble de l'adaptateur secteur dans la prise d'alimentation du commutateur.
10 Allumez les ordinateurs.

### Fonctionnement

#### Commutation manuelle du port

- Pour transférer les contrôles (audio, KVM, et USB) sur un même ordinateur :
a) appuyez sur le bouton de sélection de port qui correspond à cet ordinateur; ou
b) appuyez une fois sur le bouton de mode (les icônes de mode clignotent) puis appuyez sur le bouton de sélection de port qui correspond à cet ordinateur. Les trois icônes de ports s'allument.

### Hotkey Switching

All hotkey switches begin with tapping the Scroll Lock key twice. The table below describes the actions that each combination performs.
Note: If using the Scroll Lock key conflicts with other programs running on the computer, the Ctrl key can be used instead.

Table with 2 columns: Hotkey, Action. Includes combinations like [Scroll Lock][Scroll Lock][Enter] and [Scroll Lock][Scroll Lock][n].

Note: The n stands for the computer's Port ID number (1, 2, 3, or 4).

### Hotkey Setting Mode (HSM)

Hotkey Setting Mode is used to set functions on the switch. Invoke HSM and then press a key in the table below. Follow the steps below to invoke HSM and perform a hotkey function.
1. Press and hold down the Num Lock key.
2. Press and release the minus key.
3. Release the Num Lock key.
4. Press the hotkey to perform the desired function. Refer to the table below for the function.

### HSM Summary Table

Table with 2 columns: Key, Function. Includes entries for [H], [R] [Enter], [T], [u][p][g][r][a][d][e], [F1], [F2], [F4], [F10].

## Commutateur KVM™ trois affichages DisplayPort 4K 4 ports USB3.0 CS1964

### A Aperçu du matériel

#### Vue de devant

- 1 Panneau d'état LED
2 Boutons poussoirs de sélection de port
3 Bouton de sélection de mode
4 Ports audio
5 Port périphérique USB 3.1 Gen 1

### B Installation du matériel

- 3. Relâchez la touche Verr Num.
4. Appuyez le raccourci pour exécuter la fonction souhaitée. Consultez le tableau ci-dessous pour la fonction.

## Tableau récapitulatif HSM

Table with 2 columns: Touche, Fonction. Includes entries for [H], [R] [Entrée], [T], [u][p][g][r][a][d][e], [F1], [F2], [F4], [F10].

## Commutador KVM™ USB3.0 4K DisplayPort para tres pantallas de 4 puertos CS1964

### A Revisión de hardware

#### Vista frontal

- 1 Panel de estado del LED
2 Pulsadores de selección de puerto
3 Pulsador de selección de modo
4 Puertos de audio
5 Puerto Periférico USB 3.1 Gen 1

### B Instalación de hardware

- 1 Enchufe su teclado USB y su ratón USB en los puertos de la consola USB ubicados en el panel posterior de la unidad.
2 Conecte su(s) monitor(es) a los puertos de la consola HDMI ubicados en el panel posterior de la unidad y encienda los monitores.
3 Enchufe su microfono y sus altavoces en los conectores de microfono y de altavoz de la consola ubicados en el panel frontal de la unidad. Se requieren los cables de audio en el lado de la CPU para que esta conexión funcione.
4 Conecte su microfono y altavoces a los puertos de audio de la consola ubicados en el panel posterior de la unidad. El microfono y los altavoces conectados al panel frontal tienen prioridad sobre los enchufados en el panel posterior.

### Per Tastenkombination wechslen

Alle mittels Tastenkombinationen ausführbaren Anschlusswechsel beginnen mit zweimaliger Betätigung der Rollen-Taste. Die nachstehende Tabelle beschreibt die Maßnahmen, die jede Kombination ausführt.
Hinweis: Wenn die Nutzung der Rollen-Taste mit anderen aktuell auf dem Computer laufenden Programmen in Konflikt ist, können Sie stattdessen die Strg-Taste drücken.

Table with 2 columns: Schnellstaste, Aktion. Includes combinations like [Rollen-Taste][Rollen-Taste][Eingabe] and [Rollen-Taste][Rollen-Taste][n].

Hinweis: Das n steht für die Anschluss-ID-Nummer des Computers (1, 2, 3, oder 4).

### Tastenkombinationseinstellungsmodus (HSM)

Der Tastenkombinationseinstellungsmodus dient der Konfiguration der Funktionen am Switch. Aktivieren Sie HSM, drücken Sie dann eine Taste in der nachstehenden Tabelle. Führen Sie die folgenden Schritte aus, um HSM aufzurufen und eine Hotkey-Funktion auszuführen.
1. Halten Sie die Num-Taste gedrückt.
2. Drücken Sie kurz die Minus-Taste.
3. Lassen Sie die Num-Taste los.
4. Drücken Sie den Hotkey, um die gewünschte Funktion auszuführen. Die Funktion ist in der folgenden Tabelle aufgeführt.

### Commutación de teclas de acceso rápido

Todos los conmutadores de puerto de acceso directo comienzan tocando la tecla Bloq Despl. dos veces. La siguiente tabla describe las acciones que realiza cada combinación.
Nota: Si el uso de la tecla Bloq Despl resulta conflictivo con otros programas que se ejecutan en el PC, se puede usar la tecla Ctrl.

Table with 2 columns: Tecla de acceso rápido, Acción. Includes combinations like [Bloq Despl][Bloq Despl][Entrar] and [Bloq Despl][Bloq Despl][n].

Nota: La n representa el número de ID de puerto del PC (1, 2, 3, o 4).

### Ajuste del modo de teclas de acceso rápido (HSM)

El modo de configuración de teclas de acceso rápido se usa para configurar funciones en el conmutador. Invocar HSM y luego presionar una tecla en la tabla a continuación. Siga los pasos que se indican a continuación para invocar HSM y ejecute una función de tecla de acceso directo.
1. Presione y mantenga presionada la tecla Bloq Num.
2. Presione y suelte la tecla menos.

### Cambio con tasto di scelta rapida

Tutte le operazioni di cambio con tasto di scelta rapida iniziano toccando due volte il tasto Bloq Scorr. Nella tabella di seguito sono descritte le azioni di ogni combinazione.
Nota: Se l'uso del tasto BLOC SCORR è in conflitto con altri programmi in esecuzione sul computer, utilizzare il tasto CTRL.

Table with 2 columns: Tasto di scelta rapida, Azione. Includes combinations like [BLOC SCORR][BLOC SCORR][Invio] and [BLOC SCORR][BLOC SCORR][n].

Nota: n sta per il numero ID porta del computer (1, 2, 3 o 4).

### Modalità d'impostazione tasti di scelta rapida (HSM)

La modalità d'impostazione tasti di scelta rapida è utilizzata per impostare le funzioni sullo switch. Richiamare la modalità HSM e premere un tasto nella tabella di seguito. Seguire i passaggi per richiamare HSM ed eseguire una tasto rapido.
1. Tenere premuto il tasto BLOC NUM.
2. Premere e lasciare il tasto meno.
3. Lasciare il tasto BLOC NUM.
4. Premere il tasto rapido per eseguire la funzione desiderata. Consultare la tabella di seguito per la funzione.

## A Обзор аппаратного обеспечения

### Вид спереди

- 1 Панель светодиодной индикации состояния
2 Кнопки выбора порта
3 Кнопка выбора режима
4 Аудиопорты
5 Порт USB 3.1 Gen 1 (периферийный)

### Вид сзади

- 1 Порт DCC (подключение переключателей шлейфом (в стэк))
2 Секция портов консоли
3 Секция портов KVM
4 Коннектор питания
5 Порт USB 3.1 Gen 1 (периферийный)
6 Переключатель DCC

## B Установка аппаратного обеспечения

- 1 Подключите USB клавиатуру и мышь к USB портам консоли на задней панели устройства.
2 Подключите монитор(ы) к портам на задней панели консоли и включите питание мониторов.
3 Подключите микрофон и динамики к соответствующим разъемам на передней панели консоли. Для исправной работы подключения к ЦП необходимо подключить аудиокабели.
4 Подключите микрофон и динамики к аудиопортам на задней панели консоли. Подключенные к передней панели микрофон и динамики имеют преимущество над теми, которые подключены к задней панели.
5 Возьмите кабель DisplayPort и подключите разъем DisplayPort к свободному разъему DisplayPort в отдельном порту KVM-переключателя (ЦП 1, ЦП 2 и т.д.), а затем подключите кабель USB 3.0 и кабели микрофона (динамик) к

- соответствующим разъемам. Возьмите другой кабель DisplayPort и подключите разъем кабеля DisplayPort к разъему DisplayPort B в той же области портов KVM-переключателя. Повторите для DisplayPort гнездо C.
6 С другой стороны кабелей, присоединенных на этапе 5, подключите кабели микрофона (динамик) к соответствующим портам компьютера.
7 С другой стороны кабелей DisplayPort и кабеля USB 3.0, присоединенных на этапе 5, подключите кабель DisplayPort к соответствующему порту компьютера. Повторите шаги 5, 6 и 7 для каждой устанавливаемой ПК-системы с тремя мониторами.
8 (Дополнительно) Подключите периферийные устройства с USB интерфейсом к перендним или задним периферийным портам USB.
9 Подключите адаптер питания, который поставляется в комплекте с переключателем, к источнику питания переменного тока, а затем подключите кабель адаптера питания к разъему питания переключателя.
10 Включите питание компьютера.

### Эксплуатация

#### Переключение портов вручную

Для выбора компьютера для выполнения всех функций (аудио, KVM и USB) выполните одно из следующих действий:
a) нажмите на кнопку выбора портов, соответствующую этому компьютеру, или
b) однократно нажмите на кнопку выбора режима (загорятся значки Mode (Режим)), а затем нажмите на кнопку выбора портов, соответствующую этому компьютеру. Затем все три значка портов.

#### Переключение клавишей быстрого вызова

Переключение портов с помощью клавиши быстрого вызова всегда начинается

с двойного нажатия на клавишу Scroll Lock. В следующей таблице представлены комбинации клавиш и описания выполняемых ими действий.
Примечание: Если использование клавиши Scroll Lock создает конфликт с другими программами, выполняемыми на компьютере, можно использовать вместо нее клавишу Ctrl.

Table with 2 columns: Клавиша быстрого вызова, Действие. Includes combinations like [Scroll Lock][Scroll Lock][Enter] and [Scroll Lock][Scroll Lock][n].

Примечание: Буквой n обозначается идентификатор порта компьютера (1, 2, 3 или 4).

#### Режим использования клавиш быстрого вызова (HSM)

Режим использования клавиш быстрого вызова (горячих клавиш) используется для выполнения функций на переключателе. Вызовите HSM и нажмите на клавишу, указанную в следующей таблице. Выполните описанные ниже шаги для вызова режима настройки горячих клавиш (HSM) и выполнения функции горячей клавиши.
1. Нажмите и удерживайте клавишу Num Lock.
2. Нажмите и отпустите клавишу "минус".
3. Отпустите клавишу Num Lock.

### Tabella di descrizione HSM

Table with 2 columns: Клавиша, Функция. Includes entries for [H], [R] [Enter], [T], [u][p][g][r][a][d][e], [F1], [F2], [F4], [F10].

<span></span>	<span></span>
<b>А</b> <b>Огляд апаратного забезпечення</b>	
<b>Вигляд спереду</b> <div> <div><div><span><span>1</span></span></div><div><span><span>2</span></span></div></div> <div><div><span><span>3</span></span></div><div><span><span>4</span></span></div></div> <div><div><span><span>5</span></span></div><div><span><span>6</span></span></div></div> <div><div><span><span>7</span></span></div><div><span><span>8</span></span></div></div> <div><div><span><span>9</span></span></div><div><span><span>10</span></span></div></div> </div>	<b>Вигляд ззаду</b> <div> <div><div><span><span>1</span></span></div><div><span><span>2</span></span></div></div> <div><div><span><span>3</span></span></div><div><span><span>4</span></span></div></div> <div><div><span><span>5</span></span></div><div><span><span>6</span></span></div></div> <div><div><span><span>7</span></span></div><div><span><span>8</span></span></div></div> <div><div><span><span>9</span></span></div><div><span><span>10</span></span></div></div> </div>
<b>В</b> <b>Інсталяція апаратного забезпечення</b>	
<div> <div><div><span><span>1</span></span></div><div><span><span>2</span></span></div></div> <div><div><span><span>3</span></span></div><div><span><span>4</span></span></div></div> <div><div><span><span>5</span></span></div><div><span><span>6</span></span></div></div> <div><div><span><span>7</span></span></div><div><span><span>8</span></span></div></div> <div><div><span><span>9</span></span></div><div><span><span>10</span></span></div></div> </div>	
<div> <div><div><span><span>1</span></span></div><div><span><span>2</span></span></div></div> <div><div><span><span>3</span></span></div><div><span><span>4</span></span></div></div> <div><div><span><span>5</span></span></div><div><span><span>6</span></span></div></div> <div><div><span><span>7</span></span></div><div><span><span>8</span></span></div></div> <div><div><span><span>9</span></span></div><div><span><span>10</span></span></div></div> </div>	
<div> <div><div><span><span>1</span></span></div><div><span><span>2</span></span></div></div> <div><div><span><span>3</span></span></div><div><span><span>4</span></span></div></div> <div><div><span><span>5</span></span></div><div><span><span>6</span></span></div></div> <div><div><span><span>7</span></span></div><div><span><span>8</span></span></div></div> <div><div><span><span>9</span></span></div><div><span><span>10</span></span></div></div> </div>	
<div> <div><div><span><span>1</span></span></div><div><span><span>2</span></span></div></div> <div><div><span><span>3</span></span></div><div><span><span>4</span></span></div></div> <div><div><span><span>5</span></span></div><div><span><span>6</span></span></div></div> <div><div><span><span>7</span></span></div><div><span><span>8</span></span></div></div> <div><div><span><span>9</span></span></div><div><span><span>10</span></span></div></div> </div>	
<div> <div><div><span><span>1</span></span></div><div><span><span>2</span></span></div></div> <div><div><span><span>3</span></span></div><div><span><span>4</span></span></div></div> <div><div><span><span>5</span></span></div><div><span><span>6</span></span></div></div> <div><div><span><span>7</span></span></div><div><span><span>8</span></span></div></div> <div><div><span><span>9</span></span></div><div><span><span>10</span></span></div></div> </div>	
<div> <div><div><span><span>1</span></span></div><div><span><span>2</span></span></div></div> <div><div><span><span>3</span></span></div><div><span><span>4</span></span></div></div> <div><div><span><span>5</span></span></div><div><span><span>6</span></span></div></div> <div><div><span><span>7</span></span></div><div><span><span>8</span></span></div></div> <div><div><span><span>9</span></span></div><div><span><span>10</span></span></div></div> </div>	
<div> <div><div><span><span>1</span></span></div><div><span><span>2</span></span></div></div> <div><div><span><span>3</span></span></div><div><span><span>4</span></span></div></div> <div><div><span><span>5</span></span></div><div><span><span>6</span></span></div></div> <div><div><span><span>7</span></span></div><div><span><span>8</span></span></div></div> <div><div><span><span>9</span></span></div><div><span><span>10</span></span></div></div> </div>	
<div> <div><div><span><span>1</span></span></div><div><span><span>2</span></span></div></div> <div><div><span><span>3</span></span></div><div><span><span>4</span></span></div></div> <div><div><span><span>5</span></span></div><div><span><span>6</span></span></div></div> <div><div><span><span>7</span></span></div><div><span><span>8</span></span></div></div> <div><div><span><span>9</span></span></div><div><span><span>10</span></span></div></div> </div>	
<div> <div><div><span><span>1</span></span></div><div><span><span>2</span></span></div></div> <div><div><span><span>3</span></span></div><div><span><span>4</span></span></div></div> <div><div><span><span>5</span></span></div><div><span><span>6</span></span></div></div> <div><div><span><span>7</span></span></div><div><span><span>8</span></span></div></div> <div><div><span><span>9</span></span></div><div><span><span>10</span></span></div></div> </div>	
<div> <div><div><span><span>1</span></span></div><div><span><span>2</span></span></div></div> <div><div><span><span>3</span></span></div><div><span><span>4</span></span></div></div> <div><div><span><span>5</span></span></div><div><span><span>6</span></span></div></div> <div><div><span><span>7</span></span></div><div><span><span>8</span></span></div></div> <div><div><span><span>9</span></span></div><div><span><span>10</span></span></div></div> </div>	
<div> <div><div><span><span>1</span></span></div><div><span><span>2</span></span></div></div> <div><div><span><span>3</span></span></div><div><span><span>4</span></span></div></div> <div><div><span><span>5</span></span></div><div><span><span>6</span></span></div></div> <div><div><span><span>7</span></span></div><div><span><span>8</span></span></div></div> <div><div><span><span>9</span></span></div><div><span><span>10</span></span></div></div> </div>	
<div> <div><div><span><span>1</span></span></div><div><span><span>2</span></span></div></div> <div><div><span><span>3</span></span></div><div><span><span>4</span></span></div></div> <div><div><span><span>5</span></span></div><div><span><span>6</span></span></div></div> <div><div><span><span>7</span></span></div><div><span><span>8</span></span></div></div> <div><div><span><span>9</span></span></div><div><span><span>10</span></span></div></div> </div>	
<div> <div><div><span><span>1</span></span></div><div><span><span>2</span></span></div></div> <div><div><span><span>3</span></span></div><div><span><span>4</span></span></div></div> <div><div><span><span>5</span></span></div><div><span><span>6</span></span></div></div> <div><div><span><span>7</span></span></div><div><span><span>8</span></span></div></div> <div><div><span><span>9</span></span></div><div><span><span>10</span></span></div></div> </div>	
<div> <div><div><span><span>1</span></span></div><div><span><span>2</span></span></div></div> <div><div><span><span>3</span></span></div><div><span><span>4</span></span></div></div> <div><div><span><span>5</span></span></div><div><span><span>6</span></span></div></div> <div><div><span><span>7</span></span></div><div><span><span>8</span></span></div></div> <div><div><span><span>9</span></span></div><div><span><span>10</span></span></div></div> </div>	
<div> <div><div><span><span>1</span></span></div><div><span><span>2</span></span></div></div> <div><div><span><span>3</span></span></div><div><span><span>4</span></span></div></div> <div><div><span><span>5</span></span></div><div><span><span>6</span></span></div></div> <div><div><span><span>7</span></span></div><div><span><span>8</span></span></div></div> <div><div><span><span>9</span></span></div><div><span><span>10</span></span></div></div> </div>	
<div> <div><div><span><span>1</span></span></div><div><span><span>2</span></span></div></div> <div><div><span><span>3</span></span></div><div><span><span>4</span></span></div></div> <div><div><span><span>5</span></span></div><div><span><span>6</span></span></div></div> <div><div><span><span>7</span></span></div><div><span><span>8</span></span></div></div> <div><div><span><span>9</span></span></div><div><span><span>10</span></span></div></div> </div>	
<div> <div><div><span><span>1</span></span></div><div><span><span>2</span></span></div></div> <div><div><span><span>3</span></span></div><div><span><span>4</span></span></div></div> <div><div><span><span>5</span></span></div><div><span><span>6</span></span></div></div> <div><div><span><span>7</span></span></div><div><span><span>8</span></span></div></div> <div><div><span><span>9</span></span></div><div><span><span>10</span></span></div></div> </div>	
<div> <div><div><span><span>1</span></span></div><div><span><span>2</span></span></div></div> <div><div><span><span>3</span></span></div><div><span><span>4</span></span></div></div> <div><div><span><span>5</span></span></div><div><span><span>6</span></span></div></div> <div><div><span><span>7</span></span></div><div><span><span>8</span></span></div></div> <div><div><span><span>9</span></span></div><div><span><span>10</span></span></div></div> </div>	
<div> <div><div><span><span>1</span></span></div><div><span><span>2</span></span></div></div> <div><div><span><span>3</span></span></div><div><span><span>4</span></span></div></div> <div><div><span><span>5</span></span></div><div><span><span>6</span></span></div></div> <div><div><span><span>7</span></span></div><div><span><span>8</span></span></div></div> <div><div><span><span>9</span></span></div><div><span><span>10</span></span></div></div> </div>	
<div> <div><div><span><span>1</span></span></div><div><span><span>2</span></span></div></div> <div><div><span><span>3</span></span></div><div><span><span>4</span></span></div></div> <div><div><span><span>5</span></span></div><div><span><span>6</span></span></div></div> <div><div><span><span>7</span></span></div><div><span><span>8</span></span></div></div> <div><div><span><span>9</span></span></div><div><span><span>10</span></span></div></div> </div>	
<div> <div><div><span><span>1</span></span></div><div><span><span>2</span></span></div></div> <div><div><span><span>3</span></span></div><div><span><span>4</span></span></div></div> <div><div><span><span>5</span></span></div><div><span><span>6</span></span></div></div> <div><div><span><span>7</span></span></div><div><span><span>8</span></span></div></div> <div><div><span><span>9</span></span></div><div><span><span>10</span></span></div></div> </div>	
<div> <div><div><span><span>1</span></span></div><div><span><span>2</span></span></div></div> <div><div><span><span>3</span></span></div><div><span><span>4</span></span></div></div> <div><div><span><span>5</span></span></div><div><span><span>6</span></span></div></div> <div><div><span><span>7</span></span></div><div><span><span>8</span></span></div></div> <div><div><span><span>9</span></span></div><div><span><span>10</span></span></div></div> </div>	
<div> <div><div><span><span>1</span></span></div><div><span><span>2</span></span></div></div> <div><div><span><span>3</span></span></div><div><span><span>4</span></span></div></div> <div><div><span><span>5</span></span></div><div><span><span>6</span></span></div></div> <div><div><span><span>7</span></span></div><div><span><span>8</span></span></div></div> <div><div><span><span>9</span></span></div><div><span><span>10</span></span></div></div> </div>	
<div> <div><div><span><span>1</span></span></div><div><span><span>2</span></span></div></div> <div><div><span><span>3</span></span></div><div><span><span>4</span></span></div></div> <div><div><span><span>5</span></span></div><div><span><span>6</span></span></div></div> <div><div><span><span>7</span></span></div><div><span><span>8</span></span></div></div> <div><div><span><span>9</span></span></div><div><span><span>10</span></span></div></div> </div>	
<div> <div><div><span><span>1</span></span></div><div><span><span>2</span></span></div></div> <div><div><span><span>3</span></span></div><div><span><span>4</span></span></div></div> <div><div><span><span>5</span></span></div><div><span><span>6</span></span></div></div> <div><div><span><span>7</span></span></div><div><span><span>8</span></span></div></div> <div><div><span><span>9</span></span></div><div><span><span>10</span></span></div></div> </div>	
<div> <div><div><span><span>1</span></span></div><div><span><span>2</span></span></div></div> <div><div><span><span>3</span></span></div><div><span><span>4</span></span></div></div> <div><div><span><span>5</span></span></div><div><span><span>6</span></span></div></div> <div><div><span><span>7</span></span></div><div><span><span>8</span></span></div></div> <div><div><span><span>9</span></span></div><div><span><span>10</span></span></div></div> </div>	
<div> <div><div><span><span>1</span></span></div><div><span><span>2</span></span></div></div> <div><div><span><span>3</span></span></div><div><span><span>4</span></span></div></div> <div><div><span><span>5</span></span></div><div><span><span>6</span></span></div></div> <div><div><span><span>7</span></span></div><div><span><span>8</span></span></div></div> <div><div><span><span>9</span></span></div><div><span><span>10</span></span></div></div> </div>	
<div> <div><div><span><span>1</span></span></div><div><span><span>2</span></span></div></div> <div><div><span><span>3</span></span></div><div><span><span>4</span></span></div></div> <div><div><span><span>5</span></span></div><div><span><span>6</span></span></div></div> <div><div><span><span>7</span></span></div><div><span><span>8</span></span></div></div> <div><div><span><span>9</span></span></div><div><span><span>10</span></span></div></div> </div>	
<div> <div><div><span><span>1</span></span></div><div><span><span>2</span></span></div></div> <div><div><span><span>3</span></span></div><div><span><span>4</span></span></div></div> <div><div><span><span>5</span></span></div><div><span><span>6</span></span></div></div> <div><div><span><span>7</span></span></div><div><span><span>8</span></span></div></div> <div><div><span><span>9</span></span></div><div><span><span>10</span></span></div></div> </div>	
<div> <div><div><span><span>1</span></span></div><div><span><span>2</span></span></div></div> <div><div><span><span>3</span></span></div><div><span><span>4</span></span></div></div> <div><div><span><span>5</span></span></div><div><span><span>6</span></span></div></div> <div><div><span><span>7</span></span></div><div><span><span>8</span></span></div></div> <div><div><span><span>9</span></span></div><div><span><span>10</span></span></div></div> </div>	
<div> <div><div><span><span>1</span></span></div><div><span><span>2</span></span></div></div> <div><div><span><span>3</span></span></div><div><span><span>4</span></span></div></div> <div><div><span><span>5</span></span></div><div><span><span>6</span></span></div></div> <div><div><span><span>7</span></span></div><div><span><span>8</span></span></div></div> <div><div><span><span>9</span></span></div><div><span><span>10</span></span></div></div> </div>	
<div> <div><div><span><span>1</span></span></div><div><span><span>2</span></span></div></div> <div><div><span><span>3</span></span></div><div><span><span>4</span></span></div></div> <div><div><span><span>5</span></span></div><div><span><span>6</span></span></div></div> <div><div><span><span>7</span></span></div><div><span><span>8</span></span></div></div> <div><div><span><span>9</span></span></div><div><span><span>10</span></span></div></div> </div>	
<div> <div><div><span><span>1</span></span></div><div><span><span>2</span></span></div></div> <div><div><span><span>3</span></span></div><div><span><span>4</span></span></div></div> <div><div><span><span>5</span></span></div><div><span><span>6</span></span></div></div> <div><div><span><span>7</span></span></div><div><span><span>8</span></span></div></div> <div><div><span><span>9</span></span></div><div><span><span>10</span></span></div></div> </div>	
<div> <div><div><span><span>1</span></span></div><div><span><span>2</span></span></div></div> <div><div><span><span>3</span></span></div><div><span><span>4</span></span></div></div> <div><div><span><span>5</span></span></div><div><span><span>6</span></span></div></div> <div><div><span><span>7</span></span></div><div><span><span>8</span></span></div></div> <div><div><span><span>9</span></span></div><div><span><span>10</span></span></div></div> </div>	
<div> <div><div><span><span>1</span></span></div><div><span><span>2</span></span></div></div> <div><div><span><span>3</span></span></div><div><span><span>4</span></span></div></div> <div><div><span><span>5</span></span></div><div><span><span>6</span></span></div></div> <div><div><span><span>7</span></span></div><div><span><span>8</span></span></div></div> <div><div><span><span>9</span></span></div><div><span><span>10</span></span></div></div> </div>	
<div> <div><div><span><span>1</span></span></div><div><span><span>2</span></span></div></div> <div><div><span><span>3</span></span></div><div><span><span>4</span></span></div></div> <div><div><span><span>5</span></span></div><div><span><span>6</span></span></div></div> <div><div><span><span>7</span></span></div><div><span><span>8</span></span></div></div> <div><div><span><span>9</span></span></div><div><span><span>10</span></span></div></div> </div>	
<div> <div><div><span><span>1</span></span></div><div><span><span>2</span></span></div></div> <div><div><span><span>3</span></span></div><div><span><span>4</span></span></div></div> <div><div><span><span>5</span></span></div><div><span><span>6</span></span></div></div> <div><div><span><span>7</span></span></div><div><span><span>8</span></span></div></div> <div><div><span><span>9</span></span></div><div><span><span>10</span></span></div></div> </div>	
<div> <div><div><span><span>1</span></span></div><div><span><span>2</span></span></div></div> <div><div><span><span>3</span></span></div><div><span><span>4</span></span></div></div> <div><div><span><span>5</span></span></div><div><span><span>6</span></span></div></div> <div><div><span><span>7</span></span></div><div><span><span>8</span></span></div></div> <div><div><span><span>9</span></span></div><div><span><span>10</span></span></div></div> </div>	
<div> <div><div><span><span>1</span></span></div><div><span><span>2</span></span></div></div> <div><div><span><span>3</span></span></div><div><span><span>4</span></span></div></div> <div><div><span><span>5</span></span></div><div><span><span>6</span></span></div></div> <div><div><span><span>7</span></span></div><div><span><span>8</span></span></div></div> <div><div><span><span>9</span></span></div><div><span><span>10</span></span></div></div> </div>	
<div> <div><div><span><span>1</span></span></div><div><span><span>2</span></span></div></div> <div><div><span><span>3</span></span></div><div><span><span>4</span></span></div></div> <div><div><span><span>5</span></span></div><div><span><span>6</span></span></div></div> <div><div><span><span>7</span></span></div><div><span><span>8</span></span></div></div> <div><div><span><span>9</span></span></div><div><span><span>10</span></span></div></div> </div>	
<div> <div><div><span><span>1</span></span></div><div><span><span>2</span></span></div></div> <div><div><span><span>3</span></span></div><div><span><span>4</span></span></div></div> <div><div><span><span>5</span></span></div><div><span><span>6</span></span></div></div> <div><div><span><span>7</span></span></div><div><span><span>8</span></span></div></div> <div><div><span><span>9</span></span></div><div><span><span>10</span></span></div></div> </div>	
<div> <div><div><span><span>1</span></span></div><div><span><span>2</span></span></div></div> <div><div><span><span>3</span></span></div><div><span><span>4</span></span></div></div> <div><div><span><span>5</span></span></div><div><span><span>6</span></span></div></div> <div><div><span><span>7</span></span></div><div><span><span>8</span></span></div></div> <div><div><span><span>9</span></span></div><div><span><span>10</span></span></div></div> </div>	
<div> <div><div><span><span>1</span></span></div><div><span><span>2</span></span></div></div> <div><div><span><span>3</span></span></div><div><span><span>4</span></span></div></div> <div><div><span><span>5</span></span></div><div><span><span>6</span></span></div></div> <div><div><span><span>7</span></span></div><div><span><span>8</span></span></div></div> <div><div><span><span>9</span></span></div><div><span><span>10</span></span></div></div> </div>	
<div> <div><div><span><span>1</span></span></div><div><span><span>2</span></span></div></div> <div><div><span><span>3</span></span></div><div><span><span>4</span></span></div></div> <div><div><span><span>5</span></span></div><div><span><span>6</span></span></div></div> <div><div><span><span>7</span></span></div><div><span><span>8</span></span></div></div> <div><div><span><span>9</span></span></div><div><span><span>10</span></span></div></div> </div>	
<div> <div><div><span><span>1</span></span></div><div><span><span>2</span></span></div></div> <div><div><span><span>3</span></span></div><div><span><span>4</span></span></div></div> <div><div><span><span>5</span></span></div><div><span><span>6</span></span></div></div> <div><div><span><span>7</span></span></div><div><span><span>8</span></span></div></div> <div><div><span><span>9</span></span></div><div><span><span>10</span></span></div></div> </div>	
<div> <div><div><span><span>1</span></span></div><div><span><span>2</span></span></div></div> <div><div><span><span>3</span></span></div><div><span><span>4</span></span></div></div> <div><div><span><span>5</span></span></div><div><span><span>6</span></span></div></div> <div><div><span><span>7</span></span></div><div><span><span>8</span></span></div></div> <div><div><span><span>9</span></span></div><div><span><span>10</span></span></div></div> </div>	
<div> <div><div><span><span>1</span></span></div><div><span><span>2</span></span></div></div> <div><div><span><span>3</span></span></div><div><span><span>4</span></span></div></div> <div><div><span><span>5</span></span></div><div><span><span>6</span></span></div></div> <div><div><span><span>7</span></span></div><div><span><span>8</span></span></div></div> <div><div><span><span>9</span></span></div><div><span><span>10</span></span></div></div> </div>	
<div> <div><div><span><span>1</span></span></div><div><span><span>2</span></span></div></div> <div><div><span><span>3</span></span></div><div><span><span>4</span></span></div></div> <div><div><span><span>5</span></span></div><div><span><span>6</span></span></div></div> <div><div><span><span>7</span></span></div><div><span><span>8</span></span></div></div> <div><div><span><span>9</span></span></div><div><span><span>10</span></span></div></div> </div>	
<div> <div><div><span><span>1</span></span></div><div><span><span>2</span></span></div></div> <div><div><span><span>3</span></span></div><div><span><span>4</span></span></div></div> <div><div><span><span>5</span></span></div><div><span><span>6</span></span></div></div> <div><div><span><span>7</span></span></div><div><span><span>8</span></span></div></div> <div><div><span><span>9</span></span></div><div><span><span>10</span></span></div></div> </div>	
<div> <div><div><span><span>1</span></span></div><div><span><span>2</span></span></div></div> <div><div><span><span>3</span></span></div><div><span><span>4</span></span></div></div> <div><div><span><span>5</span></span></div><div><span><span>6</span></span></div></div> <div><div><span><span>7</span></span></div><div><span><span>8</span></span></div></div> <div><div><span><span>9</span></span></div><div><span><span>10</span></span></div></div> </div>	
<div> <div><div><span><span>1</span></span></div><div><span><span>2</span></span></div></div> <div><div><span><span>3</span></span></div><div><span><span>4</span></span></div></div> <div><div><span><span>5</span></span></div><div><span><span>6</span></span></div></div> <div><div><span><span>7</span></span></div><div><span><span>8</span></span></div></div> <div><div><span><span>9</span></span></div><div><span><span>10</span></span></div></div> </div>	
<div> <div><div><span><span>1</span></span></div><div><span><span>2</span></span></div></div> <div><div><span><span>3</span></span></div><div><span><span>4</span></span></div></div> <div><div><span><span>5</span></span></div><div><span><span>6</span></span></div></div> <div><div><span><span>7</span></span></div><div><span><span>8</span></span></div></div> <div><div><span><span>9</span></span></div><div><span><span>10</span></span></div></div> </div>	
<div> <div><div><span><span>1</span></span></div><div><span><span>2</span></span></div></div> <div><div><span><span>3</span></span></div><div><span><span>4</span></span></div></div> <div><div><span><span>5</span></span></div><div><span><span>6</span></span></div></div> <div><div><span><span>7</span></span></div><div><span><span>8</span></span></div></div> <div><div><span><span>9</span></span></div><div><span><span>10</span></span></div></div> </div>	
<div> <div><div><span><span>1</span></span></div><div><span><span>2</span></span></div></div> <div><div><span><span>3</span></span></div><div><span><span>4</span></span></div></div> <div><div><span><span>5</span></span></div><div><span><span>6</span></span></div></div> <div><div><span><span>7</span></span></div><div><span><span>8</span></span></div></div> <div><div><span><span>9</span></span></div><div><span><span>10</span></span></div></div> </div>	
<div> <div><div><span><span>1</span></span></div><div><span><span>2</span></span></div></div> <div><div><span><span>3</span></span></div><div><span><span>4</span></span></div></div> <div><div><span><span>5</span></span></div><div><span><span>6</span></span></div></div> <div><div><span><span>7</span></span></div><div><span><span>8</span></span></div></div> <div><div><span><span>9</span></span></div><div><span><span>10</span></span></div></div> </div>	
<div> <div><div><span><span>1</span></span></div><div><span><span>2</span></span></div></div> <div><div><span><span>3</span></span></div><div><span><span>4</span></span></div></div> <div><div><span><span>5</span></span></div><div><span><span>6</span></span></div></div> <div><div><span><span>7</span></span></div><div><span><span>8</span></span></div></div> <div><div><span><span>9</span></span></div><div><span><span>10</span></span></div></div> </div>	
<div> <div><div><span><span>1</span></span></div><div><span><span>2</span></span></div></div> <div><div><span><span>3</span></span></div><div><span><span>4</span></span></div></div> <div><div><span><span>5</span></span></div><div><span><span>6</span></span></div></div> <div><div><span><span>7</span></span></div><div><span><span>8</span></span></div></div> <div><div><span><span>9</span></span></div><div><span><span>10</span></span></div></div> </div>	
<div> <div><div><span><span>1</span></span></div><div><span><span>2</span></span></div></div> <div><div><span><span>3</span></span></div><div><span><span>4</span></span></div></div> <div><div><span><span>5</span></span></div><div><span><span>6</span></span></div></div> <div><div><span><span>7</span></span></div><div><span><span>8</span></span></div></div> <div><div><span><span>9</span></span></div><div><span><span>10</span></span></div></div> </div>	
<div> <div><div><span><span>1</span></span></div><div><span><span>2</span></span></div></div> <div><div><span><span>3</span></span></div><div><span><span>4</span></span></div></div> <div><div><span><span>5</span></span></div><div><span><span>6</span></span></div></div> <div><div><span><span>7</span></span></div><div><span><span>8</span></span></div></div> <div><div><span><span>9</span></span></div><div><span><span>10</span></span></div></div> </div>	
<div> <div><div><span><span>1</span></span></div><div><span><span>2</span></span></div></div> <div><div><span><span>3</span></span></div><div><span><span>4</span></span></div></div> <div><div><span><span>5</span></span></div><div><span><span>6</span></span></div></div> <div><div><span><span>7</span></span></div><div><span><span>8</span></span></div></div> <div><div><span><span>9</span></span></div><div><span><span>10</span></span></div></div> </div>	
<div> <div><div><span><span>1</span></span></div><div><span><span>2</span></span></div></div> <div><div><span><span>3</span></span></div><div><span><span>4</span></span></div></div> <div><div><span><span>5</span></span></div><div><span><span>6</span></span></div></div> <div><div><span><span>7</span></span></div><div><span><span>8</span></span></div></div> <div><div><span><span>9</span></span></div><div><span><span>10</span></span></div></div> </div>	
<div> <div><div><span><span>1</span></span></div><div><span><span>2</span></span></div></div> <div><div><span><span>3</span></span></div><div><span><span>4</span></span></div></div> <div><div><span><span>5</span></span></div><div><span><span>6</span></span></div></div> <div><div><span><span>7</span></span></div><div><span><span>8</span></span></div></div> <div><div><span><span>9</span></span></div><div><span><span>10</span></span></div></div> </div>	
<div> <div><div><span><span>1</span></span></div><div><span><span>2</span></span></div></div> <div><div><span><span>3</span></span></div><div><span><span>4</span></span></div></div> <div><div><span><span>5</span></span></div><div><span><span>6</span></span></div></div> <div><div><span><span>7</span></span></div><div><span><span>8</span></span></div></div> <div><div><span><span>9</span></span></div><div><span><span>10</span></span></div></div> </div>	
<div> <div><div><span><span>1</span></span></div><div><span><span>2</span></span></div></div> <div><div><span><span>3</span></span></div><div><span><span>4</span></span></div></div> <div><div><span><span>5</span></span></div><div><span><span>6</span></span></div></div> <div><div><span><span>7</span></span></div><div><span><span>8</span></span></div></div> <div><div><span><span>9</span></span></div><div><span><span>10</span></span></div></div> </div>	
<div> <div><div><span><span>1</span></span></div><div><span><span>2</span></span></div></div> <div><div><span><span>3</span></span></div><div><span><span>4</span></span></div></div></div>	