

# Video Auto Switch

---

USER MANUAL

**VS-201**

## **FCC INFORMATION**

**WARNING!!!** This equipment generates, uses and can radiate radio frequency energy and, if not installed and used in accordance with the instruction manual, may cause interference to radio communications. This equipment has been tested and found to comply with the limits for a Class A computing device pursuant to Subpart J of Part 15 of the FCC Rules, which are designed to provide reasonable protection against such interference when operated in a commercial environment. Operation of this equipment in a residential area is likely to cause interference, in which case the user, at his own expense, will be required to take whatever measures may be required to correct the interference.

# VS-201 USER MANUAL

## PACKAGE CONTENTS

The VS-201 Video Auto Switch package contains the following items:

- ◆ 1 VS-201 Video Splitter
- ◆ 1 DC 9V Power Adapter
- ◆ 1 User Manual\*

Check to make sure that all the components are present and that nothing got damaged in shipping. If you encounter a problem, contact your dealer.

Read this manual thoroughly and follow the installation and operation procedures carefully to prevent any damage to the unit, and/or any of the devices connected to it.

---

\* Features may have been added to the VS-201 since this manual was printed. Please visit our website to download the most up-to-date version of the manual.

---

Copyright © 1996–2008 ATEN® International Co., Ltd.  
Manual Part No. PAPE-XXXX-XXXX  
Manual Date: 2008-06-12

ATEN and the ATEN logo are trademarks of ATEN International Co., Ltd. All rights reserved. All other trademarks are the property of their respective owners.

## **OVERVIEW**

The VS-201 Video Auto Switch is an automatic video switch that is ideal for monitors using analog signals. In addition, the VS-201 boosts signals, allowing long distance transmission of up to 210 feet.

A slide switch sets the priority for the incoming video signals for display on the monitor, and the VS-201 automatically selects the proper input signal for its output port. Both features make the VS-201 an excellent choice for educational environments.

## **FEATURES**

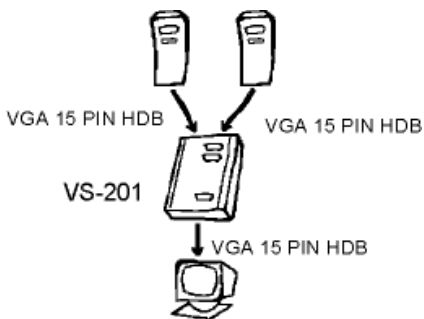
- ◆ Suitable for SVGA, VGA and multisync monitors.
- ◆ Switch setting to automatically select the incoming video signal.
- ◆ Extends video signals up to 210 feet (65M).
- ◆ Daisy-chainable to VS-104 and VS-108 switches.

## INSTALLATION

1. Use a VGA cable with high density DB-15 Male/Female connectors to connect the video output port of your Local computer to the VS-201's Local port.
2. Use a VGA cable with high density DB-15 Male/Female connectors to connect a remote video signal (from another computer or another video switch) to the VS-201's Remote port.
3. Plug your monitor's cable into the VS-201's Video Out port.
4. Power on the VS-201 by plugging in its AC adapter.

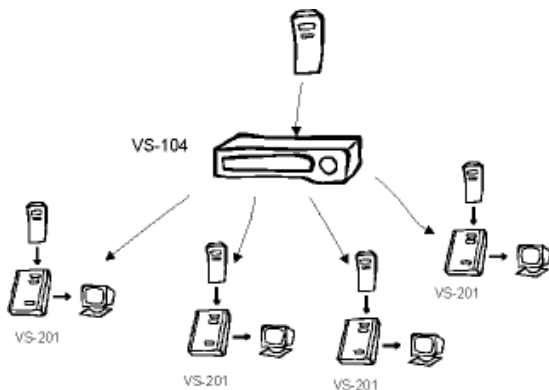
### EXAMPLE 1

#### Stand-Alone Connection - 2 Computers:



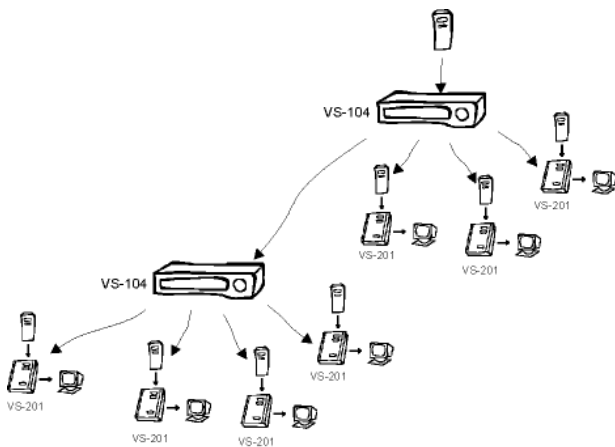
## EXAMPLE 2

### Daisy Chained to VS-104:



## EXAMPLE 3

### Daisy Chained to two VS-104s:



## **OPERATION**

### **◆ When the Slide Switch is set to Local:**

Normally, the remote signal is sent to the output port. When the local signal is detected, its LED illuminates and the VS-201 automatically switches to transmit the local signal to the output port.

### **◆ When the Slide Switch is set to Remote**

Normally, the local signal is sent to the output port. When the remote signal is detected, its LED illuminates and the VS-201 automatically switches to transmit the remote signal to the output port.

## SPECIFICATIONS

Function	Specification
Power Consumption	AC 9V, 100mA (max.)
Cable length (output)	65M (210 ft.) (max.)
Signal Type	VGA, SVGA, Multisync
Video Input Connectors	2 x HDB-15 Male
Video Output Connectors	1 x HDB-15 Female
VGA Res/Vert Freq.	1920 x 1440 @80 Hz
Operating Temperature	5 - 40° C
Storage Temperature	-20 - 60° C
Humidity	0 - 80% RH, Non-condensing
Housing	Metal
Weight	0.165 kg
Dimensions (L x W x H)	10.4 x 9.8 x 2.4 (cm)



## **LIMITED WARRANTY**

IN NO EVENT SHALL THE DIRECT VENDOR'S LIABILITY EXCEED THE PRICE PAID FOR THE PRODUCT FROM THE DIRECT, INDIRECT, SPECIAL, INCIDENTAL OR CONSEQUENTIAL DAMAGES RESULTING FROM THE USE OF THE PRODUCT, DISK OR ITS DOCUMENTATION.

The direct vendor makes no warranty or representation, expressed, implied, or statutory with respect to the contents or use of this documentation, and specially disclaims its quality, performance, merchantability, or fitness for any particular purpose.

The direct vendor also reserves the right to revise or update the device or documentation without obligation to notify any individual or entity of such revisions, or update. For further inquires please contact your direct vendor.