


Demo unit how-to guide



FieldSense voltage measurement *without* test leads

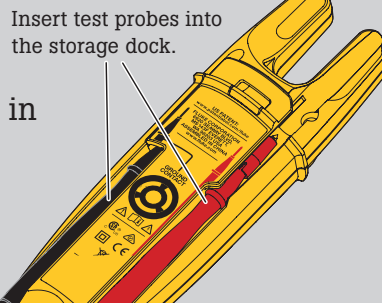
1

Rotate the knob to the FieldSense position.



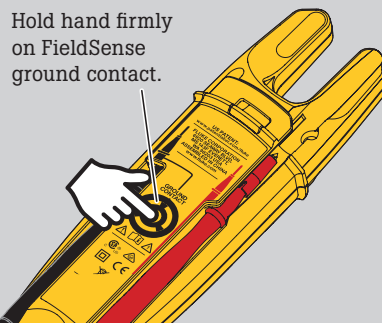
2

Store both test leads in the storage dock.



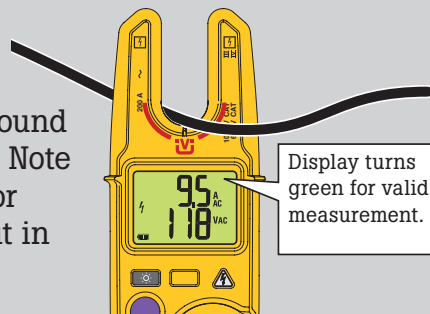
3

Hold hand firmly on the FieldSense touch point.



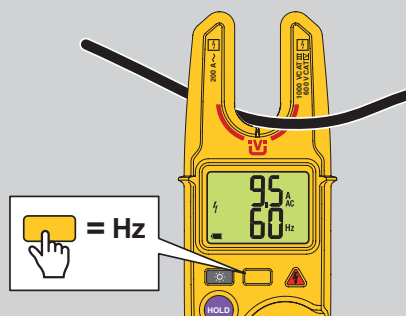
4

Insert the fork around the ac conductor. Note that the conductor should bottom out in the fork.



5

Press the yellow toggle button to display Hertz. (T6-1000)



Key Takeaways

- Voltage can be **measured** without metallic contact.
- Current **and** voltage are displayed at the same time (T6-1000). The T6-600 display can be toggled to display both measurements.
- Frequency can be measured (T6-1000).
- The display backlight turns **green** when the T6 has a reliable FieldSense signal.

Don't forget

- The user must provide capacitive path to ground
- The black test lead must be stored
- Maintain good contact with the FieldSense touch point
- The ac conductor needs to be as close to the FieldSense sensor as possible by bottoming out in the fork.




Demo unit how-to guide



FieldSense voltage measurement *with* separate path to ground

1


Rotate the knob to the FieldSense position.



2

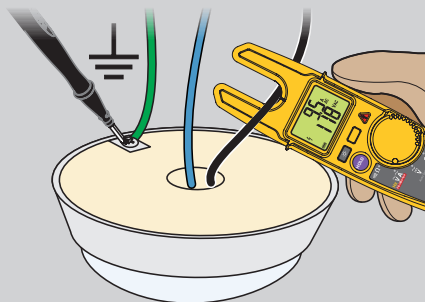
Use the black ground lead.

Use the ground probe.



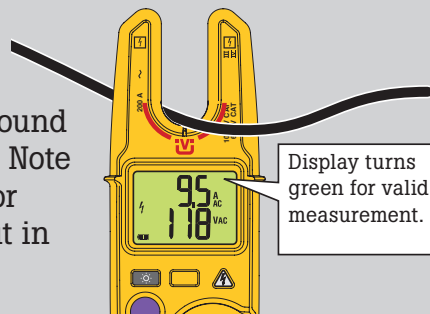
3

Touch the black ground lead to ground.



4

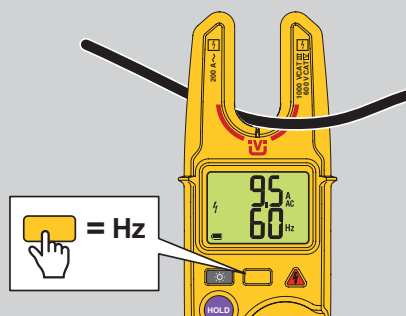
Insert the fork around the ac conductor. Note that the conductor should bottom out in the fork.



Display turns green for valid measurement.

5

Press the yellow toggle button to display Hertz (T6-1000).



= Hz

Key Takeaways

- Voltage can be **measured** without metallic contact.
- Current **and** voltage are displayed at the same time (T6-1000). The T6-600 display can be toggled to display both measurements.
- Frequency can be measured (T6-1000).
- The display backlight turns **green** when the T6 has a reliable FieldSense signal.
- This method of making a FieldSense measurement can be used if the user is standing on an insulated ladder, wearing insulated gloves or otherwise insulated from ground.

Don't forget

- The ac conductor needs to be as close to the FieldSense sensor by bottoming out in the fork.
- Contact with the FieldSense touch point is not required.