





























Climate Control

Climate Control

	Air Conditioners - Selection Guide 234		266-485 CFM Top Mount Filterfans PTF GEN4 Series Type 12 248
	Air-Air Heat Exchangers - Selection Guide 237		105-550 CFM Filtered Fan Boxes XF Series..... 249
	Air-Water Heat Exchangers - Selection Guide 239		Filter Fan Kits DNFF Series..... 250
	Water Chillers EB-RACK Series 241		Filter Fan Grills XPFA Series 251
	17-38 CFM Filterfans PF GEN4 Series Type 12 242		Filterfan Rainhoods - 3R RH Series 252
	65 CFM Filterfans PF GEN4 Series Type 12 243		Filterfan Rainhoods - 4/4X RHN4 Series..... 253
	94-169 CFM Filterfans PF GEN4 Series Type 12 244		Rack Mount Fan Tray FT Series 254
	297-560 CFM Filterfans PF GEN4 Series Type 12 245		Rack Mount Intake Blowers HB Series 255
	152-427 CFM Slimline Filterfans PF SL GEN4 Series Type 12 246		Fan Panel Assembly PPG Series..... 255
	Exhaust Filters PFAG4 Series 4th Generation..... 247		125-1300 W Fan Heater with Thermostat FLH Series..... 256
	Replacement Filters PFFG4 Series 4th Generation..... 247		250-400 W Fan Heater SHGL Series..... 256

Climate Control

	550-650 W High Wattage Fan Heater SCR Series..... 257		Thermostats SKT Series 262
	15-150 W Heater SHG Series..... 257		Twin Thermostats SKTD Series..... 263
	10-30 W Mini Radiant Heaters SHGM Series..... 258		Mechanical Humidistat SKH Series 263
	100-400 W Control Panel Heater SHV Series..... 258		Humidity and Temperature Control SKTH Series..... 264
	Large Rainproof Ventilator SDV LG..... 259		Condensate Bottle 265
	Small Rainproof Ventilator SDV SM..... 259		Water Condensate Evaporator KVD Series..... 265
	Pressure Compensation Plug BDN Series..... 259		Filter Kits DTSFK Series For DTS3XXX Series..... 264
	Breather Kit SDA Series..... 260		Filter Coat 1475 Series 265
	Type 3R Louvered Vent Kits 1481L3R Series..... 261		
	Type 1 Louvered Ventilating Plates 1481L Series 260		
	Ventilation Kit Type 4X SDV N4..... 261		

Air Conditioners - Selection Guide

Overview

- Hammond Manufacturing offers an extensive line up of air conditioner solutions.
- Indoor units, Outdoor units and Stainless Steel units to suit your application
- Full technical specifications and cut-out diagrams are available on our website.
- For climate control selection assistance, please utilize our Online Sizing Software.



Climate Control

Quick Link: hammfg.com/AC-SG

Type 12 Side Mount Air Conditioners

Part #	Voltage	BTU (@ 95F/95F)	Protective Rating	Finish	Dimensions		
					H	W	D
DTS3021A115LG	115	1194	NEMA 12/IP54	RAL 7035	15.50	7.00	7.75
DTS3021A230LG	230	1194	NEMA 12/IP54	RAL 7035	15.50	7.00	7.75
DTS3041A115LG	115	2700	NEMA 12/IP54	RAL 7035	20.15	10.05	10.77
DTS3041A230LG	230	2700	NEMA 12/IP54	RAL 7035	20.15	10.05	10.77
DTS3041A460LG	460	2700	NEMA 12/IP54	RAL 7035	20.15	10.05	10.77
DTS3141SLA115LG	115	5097	NEMA 12/IP54	RAL 7035	36.00	12.30	14.40
DTS3141SLA230LG	230	5097	NEMA 12/IP54	RAL 7035	36.00	12.30	14.40
DTS3141SLA460LG	460	5097	NEMA 12/IP54	RAL 7035	36.00	12.30	14.40
DTS3141A115LG	115	4100	NEMA 12/IP54	RAL 7035	29.46	15.55	11.50
DTS3141A230LG	230	4100	NEMA 12/IP54	RAL 7035	29.46	15.55	11.50
DTS3141A460LG	460	4100	NEMA 12/IP54	RAL 7035	29.46	15.55	11.50
DTS3241A115LG	115	6825	NEMA 12/IP54	RAL 7035	47.61	15.55	12.77
DTS3241A230LG	230	6825	NEMA 12/IP54	RAL 7035	47.61	15.55	12.77
DTS3241A460LG	460	6825	NEMA 12/IP54	RAL 7035	47.61	15.55	12.77
DTS3145A115LG	115	6142	NEMA 12/IP54	RAL 7035	36.65	11.89	14.40
DTS3145A230LG	230	6995	NEMA 12/IP54	RAL 7035	36.65	11.89	14.40
DTS3145A460LG	460	6995	NEMA 12/IP54	RAL 7035	36.65	11.89	14.40
DTS3245A115LG	115	11600	NEMA 12/IP54	RAL 7035	53.00	16.00	14.40
DTS3245A230LG	230	11000	NEMA 12/IP54	RAL 7035	53.00	16.00	14.40
DTS3245A460LG	460	12000	NEMA 12/IP54	RAL 7035	53.00	16.00	14.40
DTS3441A230LG	230	17825	NEMA 12/IP54	RAL 7035	56.75	16.00	16.00
DTS3441A460LG	460	17825	NEMA 12/IP54	RAL 7035	56.75	16.00	16.00
DTS3641A230LG	230	20753	NEMA 12/IP54	RAL 7035	65.50	19.00	20.50
DTS3641A460LG	460	19609	NEMA 12/IP54	RAL 7035	65.50	19.00	20.50

For ANSI 61 Gray color, substitute GY in place of LG at end of part number

Technical references and CAD downloads available at www.hammondmfg.com

All dimensions in inches unless specified otherwise

Air Conditioners - Selection Guide

Type 12 Top Mount Air Conditioners

Part #	Voltage	BTU (@ 95F/95F)	Protective Rating	Finish	Dimensions		
					H	W	D
DTT6101B115LG	115	2250	NEMA 12/IP54	RAL 7035	17.13	23.41	15.55
DTT6101B230LG	230	2300	NEMA 12/IP54	RAL 7035	17.13	23.41	15.55
DTT6201B115LG	115	3500	NEMA 12/IP54	RAL 7035	17.13	23.41	15.55
DTT6201B230LG	230	3680	NEMA 12/IP54	RAL 7035	17.13	23.41	15.55
DTT6201B460LG	460	3500	NEMA 12/IP54	RAL 7035	17.13	23.41	15.55
DTT6301B115LG	115	5520	NEMA 12/IP54	RAL 7035	17.13	23.43	19.49
DTT6301B230LG	230	5520	NEMA 12/IP54	RAL 7035	17.13	23.43	19.49
DTT6301B460LG	460	5520	NEMA 12/IP54	RAL 7035	17.13	23.43	19.49
DTT6401B115LG	115	7160	NEMA 12/IP54	RAL 7035	17.13	23.43	19.49
DTT6401B230LG	230	7160	NEMA 12/IP54	RAL 7035	17.13	23.43	19.49
DTT6401B460LG	460	7160	NEMA 12/IP54	RAL 7035	17.13	23.43	19.49
DTT6601B460LG	460	11000	NEMA 12/IP54	RAL 7035	19.09	31.30	22.64
DTT6801B460LG	460	14500	NEMA 12/IP54	RAL 7035	19.09	31.30	22.60

Type 3R/4 Outdoor Side Mount Air Conditioners

Part #	Voltage	BTU (@ 95F/95F)	Protective Rating	Finish	Dimensions		
					H	W	D
DTS3031A115N3LG	115	1194	NEMA 3R/4/IP56	RAL 7035	15.50	7.00	7.75
DTS3031A230N3LG	230	1194	NEMA 3R/4/IP56	RAL 7035	15.50	7.00	7.75
DTS3061A115N3LG	115	2700	NEMA 3R/4/IP56	RAL 7035	20.15	10.05	10.77
DTS3061A230N3LG	230	2700	NEMA 3R/4/IP56	RAL 7035	20.15	10.05	10.77
DTS3061A460N3LG	460	2700	NEMA 3R/4/IP56	RAL 7035	20.15	10.05	10.77
DTS3161SLA2N3LG	230	5097	NEMA 3R/4/IP56	RAL 7035	36.00	12.30	14.40
DTS3161SLA4N3LG	460	5097	NEMA 3R/4/IP56	RAL 7035	36.00	12.30	14.40
DTS3161A115N3LG	115	4100	NEMA 3R/4/IP56	RAL 7035	29.46	15.55	11.50
DTS3161A230N3LG	230	4100	NEMA 3R/4/IP56	RAL 7035	29.46	15.55	11.50
DTS3161A460N3LG	460	4100	NEMA 3R/4/IP56	RAL 7035	29.46	15.55	11.50
DTS3261A115N3LG	115	6825	NEMA 3R/4/IP56	RAL 7035	47.61	15.55	12.77
DTS3261A230N3LG	230	6825	NEMA 3R/4/IP56	RAL 7035	47.61	15.55	12.77
DTS3261A460N3LG	460	6825	NEMA 3R/4/IP56	RAL 7035	47.61	15.55	12.77
DTS3165A115N3LG	115	6142	NEMA 3R/4/IP56	RAL 7035	36.65	11.89	14.40
DTS3165A230N3LG	230	6995	NEMA 3R/4/IP56	RAL 7035	36.65	11.89	14.40
DTS3165A460N3LG	460	6995	NEMA 3R/4/IP56	RAL 7035	36.65	11.89	14.40
DTS3265A115N3LG	115	11600	NEMA 3R/4/IP56	RAL 7035	53.00	16.00	14.40
DTS3265A230N3LG	230	11000	NEMA 3R/4/IP56	RAL 7035	53.00	16.00	14.40
DTS3265A460N3LG	460	12000	NEMA 3R/4/IP56	RAL 7035	53.00	16.00	14.40
DTS3461A230N3LG	230	17091	NEMA 3R/4/IP56	RAL 7035	56.75	16.00	16.00
DTS3461A460N3LG	460	17091	NEMA 3R/4/IP56	RAL 7035	56.75	16.00	16.00
DTS3661A230N3LG	230	19848	NEMA 3R/4/IP56	RAL 7035	65.50	19.00	20.50
DTS3661A460N3LG	460	20825	NEMA 3R/4/IP56	RAL 7035	65.50	19.00	20.50

For ANSI 61 Gray color, substitute GY in place of LG at end of part number

Climate Control

Air Conditioners - Selection Guide

Type 4X Stainless Outdoor Side Mount Air Conditioners

Part #	Voltage	BTU (@ 95F/95F)	Protective Rating	Finish	Dimensions		
					H	W	D
DTS3031A115N4SS	115	1194	NEMA 4X/IP56	#4 304SS	15.50	7.00	7.75
DTS3031A230N4SS	230	1194	NEMA 4X/IP56	#4 304SS	15.50	7.00	7.75
DTS3081A115N4SS	115	2700	NEMA 4X/IP56	#4 304SS	20.15	10.05	10.77
DTS3081A230N4SS	230	2700	NEMA 4X/IP56	#4 304SS	20.15	10.05	10.77
DTS3081A460N4SS	460	2700	NEMA 4X/IP56	#4 304SS	20.15	10.05	10.77
DTS3181SLA2N4SS	230	5097	NEMA 4X/IP56	#4 304SS	36.00	12.30	14.40
DTS3181SLA4N4SS	460	5097	NEMA 4X/IP56	#4 304SS	36.00	12.30	14.40
DTS3181A115N4SS	115	4100	NEMA 4X/IP56	#4 304SS	29.46	15.55	11.50
DTS3181A230N4SS	230	4100	NEMA 4X/IP56	#4 304SS	29.46	15.55	11.50
DTS3181A460N4SS	460	4100	NEMA 4X/IP56	#4 304SS	29.46	15.55	11.50
DTS3281A115N4SS	115	6825	NEMA 4X/IP56	#4 304SS	47.61	15.55	12.77
DTS3281A230N4SS	230	6825	NEMA 4X/IP56	#4 304SS	47.61	15.55	12.77
DTS3281A460N4SS	460	6825	NEMA 4X/IP56	#4 304SS	47.61	15.55	12.77
DTS3185A115N4SS	115	6142	NEMA 4X/IP56	#4 304SS	36.65	11.89	14.40
DTS3185A230N4SS	230	6995	NEMA 4X/IP56	#4 304SS	36.65	11.89	14.40
DTS3185A460N4SS	460	6995	NEMA 4X/IP56	#4 304SS	36.65	11.89	14.40
DTS3285A115N4SS	115	11600	NEMA 4X/IP56	#4 304SS	53.00	16.00	14.40
DTS3285A230N4SS	230	11000	NEMA 4X/IP56	#4 304SS	53.00	16.00	14.40
DTS3285A460N4SS	460	12000	NEMA 4X/IP56	#4 304SS	53.00	16.00	14.40
DTS3481A230N4SS	230	17091	NEMA 4X/IP56	#4 304SS	56.75	16.00	16.00
DTS3481A460N4SS	460	17091	NEMA 4X/IP56	#4 304SS	56.75	16.00	16.00
DTS3681A230N4SS	230	19848	NEMA 4X/IP56	#4 304SS	65.50	19.00	20.50
DTS3681A460N4SS	460	20825	NEMA 4X/IP56	#4 304SS	65.50	19.00	20.50

Climate Control

Air-Air Heat Exchangers - Selection Guide

Overview

- Hammond Manufacturing offers an extensive line up of air to air heat exchanger solutions.
- Indoor units, Outdoor units and Stainless Steel units to suit your application
- Full technical specifications and cut-out diagrams are available on our website.
- For climate control selection assistance, please utilize our Online Sizing Software.



Quick Link: hammfg.com/HXAA-SG

Type 12 Air to Air Heat Exchangers

Part No.	Voltage - Frequency	Cooling Capacity		Dimensions			Sample Performance
		W/°C	W/°F	H	W	D	T = 20°C/36°F
PKS3131A115LG	115V 60 Hz	65	36	35.31	11.97	10.65	1300W (4400BTU)
PKS3131A230LG	230V 50/60 Hz	65	36	35.31	11.97	10.65	1300W (4400BTU)
PKS3131A460LG	400/460V 50/60 Hz	65	36	35.31	11.97	10.65	1300W (4400BTU)
PKS3201A115LG	115V 60 Hz	100	56	35.31	11.97	10.65	2000W (6800BTU)
PKS3201A230LG	230V 50/60 Hz	100	56	35.31	11.97	10.65	2000W (6800BTU)
PKS3201A460LG	400/460V 50/60 Hz	100	56	35.31	11.97	10.65	2000W (6800BTU)
PKS3301A115LG	115V 60 Hz	150	83	35.31	11.97	10.65	3000W (10200BTU)
PKS3301A230LG	230V 50/60 Hz	150	83	35.31	11.97	10.65	3000W (10200BTU)
PKS3301A460LG	400/460V 50/60 Hz	150	83	35.31	11.97	10.65	3000W (10200BTU)
PKS3361A115LG	115V 60 Hz	180	100	35.31	11.97	10.65	3600W (12200BTU)
PKS3361A230LG	230V 50/60 Hz	180	100	35.31	11.97	10.65	3600W (12200BTU)
PKS3361A460LG	400/460V 50/60 Hz	180	100	35.31	11.97	10.65	3600W (12200BTU)

Air-Air Heat Exchangers - Selection Guide

Type 3R/4 Air to Air Heat Exchangers

Part No.	Voltage - Frequency	Cooling Capacity		Dimensions			Sample Performance
		W/°C	W/°F	H	W	D	T = 20°C/36°F
PKS3133A115N4LG	115V 60 Hz	65	36	35.30	11.97	16.04	1300W (4400BTU)
PKS3133A230N4LG	230V 50/60 Hz	65	36	35.30	11.97	16.04	1300W (4400BTU)
PKS3133A460N4LG	400/460V 50/60 Hz	65	36	35.30	11.97	16.04	1300W (4400BTU)
PKS3203A115N4LG	115V 60 Hz	100	56	35.30	11.97	16.04	2000W (6800BTU)
PKS3203A230N4LG	230V 50/60 Hz	100	56	35.30	11.97	16.04	2000W (6800BTU)
PKS3203A460N4LG	400/460V 50/60 Hz	100	56	35.30	11.97	16.04	2000W (6800BTU)
PKS3303A115N4LG	115V 60 Hz	150	83	35.30	11.97	16.04	3000W (10200BTU)
PKS3303A230N4LG	230V 50/60 Hz	150	83	35.30	11.97	16.04	3000W (10200BTU)
PKS3303A460N4LG	400/460V 50/60 Hz	150	83	35.30	11.97	16.04	3000W (10200BTU)
PKS3363A115N4LG	115V 60 Hz	180	100	35.30	11.97	16.04	3600W (12200BTU)
PKS3363A230N4LG	230V 50/60 Hz	180	100	35.30	11.97	16.04	3600W (12200BTU)
PKS3363A460N4LG	400/460V 50/60 Hz	180	100	35.30	11.97	16.04	3600W (12200BTU)

Type 4X Stainless Air to Air Heat Exchangers

Part No.	Voltage - Frequency	Cooling Capacity		Dimensions			Sample Performance
		W/°C	W/°F	H	W	D	T = 20°C/36°F
PKS3134A115N4SS	115V 60 Hz	65	36	35.30	11.97	16.04	1300W (4400BTU)
PKS3134A230N4SS	230V 50/60 Hz	65	36	35.30	11.97	16.04	1300W (4400BTU)
PKS3134A460N4SS	400/460V 50/60 Hz	65	36	35.30	11.97	16.04	1300W (4400BTU)
PKS3204A115N4SS	115V 60 Hz	100	56	35.30	11.97	16.04	2000W (6800BTU)
PKS3204A230N4SS	230V 50/60 Hz	100	56	35.30	11.97	16.04	2000W (6800BTU)
PKS3204A460N4SS	400/460V 50/60 Hz	100	56	35.30	11.97	16.04	2000W (6800BTU)
PKS3304A115N4SS	115V 60 Hz	150	83	35.30	11.97	16.04	3000W (10200BTU)
PKS3304A230N4SS	230V 50/60 Hz	150	83	35.30	11.97	16.04	3000W (10200BTU)
PKS3304A460N4SS	400/460V 50/60 Hz	150	83	35.30	11.97	16.04	3000W (10200BTU)
PKS3364A115N4SS	115V 60 Hz	180	100	35.30	11.97	16.04	3600W (12200BTU)
PKS3364A230N4SS	230V 50/60 Hz	180	100	35.30	11.97	16.04	3600W (12200BTU)
PKS3364A460N4SS	400/460V 50/60 Hz	180	100	35.30	11.97	16.04	3600W (12200BTU)

Mini Type 4X Stainless Air to Air Heat Exchangers

Part No.	Voltage - Frequency	Cooling Capacity		Dimensions			Sample Performance
		W/°C	W/°F	H	W	D	T = 20°C/36°F
PKS3042A115N4SS	115V 60 Hz	22	12	12.00	12.00	7.89	440W (1400BTU)
PKS3092A115N4SS	115V 60 Hz	45	25	22.75	12.00	7.89	900W (3000BTU)

Climate Control Heat Exchangers - Air/Air

Air-Water Heat Exchangers - Selection Guide



- Hammond Manufacturing offers an extensive line up of air to water heat exchanger solutions.
- If there is a source of cool water available, these can provide a very economical cooling solution. Hammond also offers chillers to supply cold water if needed.
- Indoor/Outdoor and Stainless Steel units to suit your application
- Full technical specifications and cut-out diagrams are available on our website.
- For climate control selection assistance, please utilize our Online Sizing Software.

Quick Link: hammfg.com/HXAW-SG

Type 3R/4 Air to Water Heat Exchangers

Part #	Voltage	Cooling Capacity (BTU)		Protective Rating	Finish	Dimensions		
		(Air/Water T = 45°F/25°C)				H	W	D
PWS7102A115N4LG	115	3242		NEMA 3R/4	RAL 7035	19.68	7.88	5.55
PWS7102A230N4LG	230	3242		NEMA 3R/4	RAL 7035	19.68	7.88	5.55
PWS3062A115N4LG	115	2216		NEMA 3R/4	RAL 7035	24.10	10.13	5.62
PWS3062A230N4LG	230	2216		NEMA 3R/4	RAL 7035	24.10	10.13	5.62
PWS7332A115N4LG	115	2898		NEMA 3R/4	RAL 7035	24.10	10.13	5.62
PWS7332A230N4LG	230	2898		NEMA 3R/4	RAL 7035	24.10	10.13	5.62
PWS3102A115N4LG	115	3753		NEMA 3R/4	RAL 7035	32.05	15.80	6.28
PWS3102A230N4LG	230	3753		NEMA 3R/4	RAL 7035	32.05	15.80	6.28
PWS3152A115N4LG	115	5800		NEMA 3R/4	RAL 7035	36.65	11.78	8.11
PWS3152A230N4LG	230	5800		NEMA 3R/4	RAL 7035	36.65	11.78	8.11
PWS3202A115N4LG	115	7165		NEMA 3R/4	RAL 7035	51.89	15.76	9.07
PWS3202A230N4LG	230	7165		NEMA 3R/4	RAL 7035	51.89	15.76	9.07
PWS7332A115N4LG	115	10748		NEMA 3R/4	RAL 7035	37.40	15.75	7.56
PWS7332A230N4LG	230	10748		NEMA 3R/4	RAL 7035	37.40	15.75	7.56
PWS3302A115N4LG	115	12283		NEMA 3R/4	RAL 7035	51.89	15.76	9.07
PWS3302A230N4LG	230	12283		NEMA 3R/4	RAL 7035	51.89	15.76	9.07
PWS3502A115N4LG	115	21496		NEMA 3R/4	RAL 7035	57.09	15.76	8.60
PWS3502A230N4LG	230	21496		NEMA 3R/4	RAL 7035	57.09	15.76	8.60
PWS31X2A230N4LG	230	34121		NEMA 3R/4	RAL 7035	65.52	19.75	12.10

Climate Control Heat Exchangers - Air/Water

Air-Water Heat Exchangers - Selection Guide

Type 4X Stainless Air to Water Heat Exchangers

Part #	Voltage	Cooling Capacity (BTU)		Protective Rating	Finish	Dimensions		
		(Air/Water T = 45°F/25°C)				H	W	D
PWS7102A115N4SS	115	3242		NEMA 4X	#4 304SS	19.68	7.88	5.55
PWS7102A230N4SS	230	3242		NEMA 4X	#4 304SS	19.68	7.88	5.55
PWS3062A115N4SS	115	2216		NEMA 4X	#4 304SS	24.10	10.13	5.62
PWS3062A230N4SS	230	2216		NEMA 4X	#4 304SS	24.10	10.13	5.62
PWS7332A115N4SS	115	2898		NEMA 4X	#4 304SS	24.10	10.13	5.62
PWS7332A230N4SS	230	2898		NEMA 4X	#4 304SS	24.10	10.13	5.62
PWS3102A115N4SS	115	3753		NEMA 4X	#4 304SS	32.05	15.80	6.28
PWS3102A230N4SS	230	3753		NEMA 4X	#4 304SS	32.05	15.80	6.28
PWS3152A115N4SS	115	5800		NEMA 4X	#4 304SS	36.65	11.78	8.11
PWS3152A230N4SS	230	5800		NEMA 4X	#4 304SS	36.65	11.78	8.11
PWS3202A115N4SS	115	7165		NEMA 4X	#4 304SS	51.89	15.76	9.07
PWS3202A230N4SS	230	7165		NEMA 4X	#4 304SS	51.89	15.76	9.07
PWS7332A115N4SS	115	10748		NEMA 4X	#4 304SS	37.40	15.75	7.56
PWS7332A230N4SS	230	10748		NEMA 4X	#4 304SS	37.40	15.75	7.56
PWS3302A115N4SS	115	12283		NEMA 4X	#4 304SS	51.89	15.76	9.07
PWS3302A230N4SS	230	12283		NEMA 4X	#4 304SS	51.89	15.76	9.07
PWS3502A115N4SS	115	21496		NEMA 4X	#4 304SS	57.09	15.76	8.60
PWS3502A230N4SS	230	21496		NEMA 4X	#4 304SS	57.09	15.76	8.60
PWS31X2A460N4SS	460	34121		NEMA 4X	#4 304SS	65.52	19.75	12.10

Climate Control

Heat Exchangers - Air/Water

Water Chillers *EB-RACK Series*



Quick Link: hammfg.com/EB-RACK

Description

- Designed to provide recirculated coolant for most industrial applications air/water heat exchangers, process cooling, machine hydraulics or motor cooling.

Standards

- CC Series –UL,cUL,(ETL), CE
- EB30-150 WT Series –UL,cUL,(ETL), CE

Features

- Pre-engineered packaged design includes refrigeration, cooling tank & pump and operating controls for plug and play operation
- CC Series compact design for cooling capacities up to 23,000 BTU/H
- EB Series for cooling capacities 16,000 to 67,000 BTU/H
- Both series are suitable for indoor and outdoor installations
- Exterior case, galvanized steel frame coated with RAL7035 finish
- Larger sizes and High Temperature units also available

Options

- Hydraulic coolant by-pass kit
- Casters
- Remote control pad
- RS-485 Communication Hardware (Modbus)

Climate Control Chillers

Model Number	Environmental Rating	Cooling Capacity Ambient +90F(+32C) Water +64F(+18C)	Voltage AC 60 Hz	Pump Flow Rate GPM (l/h)	Tank Capacity Gallons (Litres)	Coolant Connectio (NPT-F)	Dimensions inches		
							Height	Width	Depth
CC6101	Indoor / Outdoor	4056 BTU/H (1190 Watts)	115 or 230	0.9 (204 l/h)	2.7 (10L)	1/2	24.60	23.60	18.90
CC6201	Indoor / Outdoor	6551 BTU/H (1920 Watts)	115 or 230	1.3 (295 l/h)	2.7 (10L)	1/2	24.60	23.60	18.90
CC6301	Indoor / Outdoor	9144 BTU/H (2676 Watts)	115 or 230	2.0 (452 l/h)	2.7 (10L)	1/2	24.60	23.60	18.90
CC6401	Indoor / Outdoor	13,268 BTU/H (3883 Watts)	460 3 Phase	2.7 (613 l/h)	6.8 (26L)	3/4	38.70	23.60	26.40
CC6501	Indoor / Outdoor	19,960 BTU/H (5841 Watts)	460 3 Phase	3.8 (863 l/h)	6.8 (26L)	3/4	38.70	23.60	26.40
CC6601	Indoor / Outdoor	23,100 BTU/H (6768 Watts)	460 3 Phase	4.9 (1113 l/h)	6.8 (26L)	3/4	38.70	23.60	26.40
EB30WT	Indoor / Outdoor	16,700 BTU/H (4887 Watts)	460 3 Phase	3.3 (750 l/h)	8.0 (30L)	3/4	42.00	22.00	24.00
EB60WT	Indoor / Outdoor	21,800 BTU/H (6380 Watts)	460 3 Phase	4.4 (1000 l/h)	8.0 (30L)	3/4	42.00	22.00	24.00
EB90WT	Indoor / Outdoor	43,000 BTU/H (12584 Watts)	460 3 Phase	8.8 (1953 l/h)	13.2 (50L)	1	55.00	28.00	30.00
EB150WT	Indoor / Outdoor	67,500 BTU/H (19754 Watts)	460 3 Phase	13.5 (3066 l/h)	13.2 (50L)	1	55.00	28.00	30.00

17-38 CFM Filterfans *PF GEN4 Series*

Type 12



Features

- Maintains a UL Tested NEMA Type 12 seal against enclosure
- UL Recognized to UL 508A, category NITW2/8, UL File #E175229
- Patented “Click & Fit” design provides a hardware free installation!
- Plastic made from strong, heat resistant (ABS-FR), UL 94 VO fire approved material
- Fan motor is CSA approved
- Options: Black grills

Accessories

- Exhaust Filters...*See Page 247*
- Replacement Filters...*See Page 247*
- Filterfan Rainhoods - 4/4X...*See Page 253*
- Filterfan Rainhoods - 3R...*See Page 252*

Quick Link: hammfg.com/PF11

Part Number Light Gray RAL7035	Part Number Black RAL 9011	Voltage	Power	Exhaust Filter Light Gray RAL7035	Exhaust Filter Black RAL9011
PF11000T12LG	PF11000T12BK	115V	11W	PFA10000LG	PFA10000BK
PF11000T12LG230	PF11000T12BK230	230V	11W	PFA10000LG	PFA10000BK
PF11000T12LG24	PF11000T12BK24	24V	2W	PFA10000LG	PFA10000BK
PF22000T12LG	PF22000T12BK	115V	20W	PFA20000LG	PFA20000BK
PF22000T12LG230	PF22000T12BK230	230V	18W	PFA20000LG	PFA20000BK
PF22000T12LG24	PF22000T12BK24	24V	5W	PFA20000LG	PFA20000BK

Climate Control

Filtered Fans

Airflow data	PF 11000	PF 22000	PFA 1-20000
Filter material	Type 12 filter mat	Type 12 filter mat	Type 12 filter mat
Unimpeded airflow	17 CFM	38 CFM	-
Capacity free-flow	10 W/K	21 W/K	-
Airflow in combination	11 CFM	28 CFM	-
(Filterfan + Exhaust Filter)	(PF 11000 + PFA 10000)	(PF 22000 + PFA 20000)	-
Capacity in combination	6 W/K	15 W/K	-
(Filterfan + Exhaust Filter)	(PF 11000 + PFA 10000)	(PF 22000 + PFA 20000)	-
Max. static pressure (Airflow = 0 m3/h)	38 Pa	57 Pa	-
Filtration efficiency	0.88	0.91	88/91%
Filter material grade	G 3 (DIN EN 779)	G 4 (DIN EN 779)	G3/ G4 (DIN EN 779)
Duty cycle	1	1	-

Technical data	PF 11000	PF 11000	PF 22000	PF 22000	PFA 10000
	AC	DC	AC	DC	PFA 20000
Outside dimensions in mm (height x width x installation depth)	109 x 109 x 62	109 x 109 x 49	145 x 145 x 70	145 x 145 x 64	109 x 109 x 26/ 145 x 145 x 26
Bearing type	sleeve bearings	ball bearings	sleeve bearings	ball bearings	-
Fitting position	vertical	any	vertical	any	-
Construction	housing and guard of sprayed thermoplastic, self-extinguishing, UL 94 VO				
Weight	0.55 kg	0.16 kg	0.7 kg	0.44 kg	0.06 kg / 0.12 kg
Safety protection	in accordance with DIN 31 001				
Color LG	RAL 7035, Light Grey				
Color BK	RAL 9011 Black				
Connection	2 wires, 310 mm long		terminal strip	2 wires, 310 mm long	
System of protection	NEMA Type 12, IP 55 (EN 60 529), when installed as specified				

Technical references and CAD downloads available at www.hammondmfg.com

All dimensions in inches unless specified otherwise

65 CFM Filterfans *PF GEN4 Series* Type 12



Features

- Maintains a UL Tested NEMA Type 12 seal against enclosure
- UL Recognized to UL 508A, category NITW2/8, UL File #E175229
- Patented “Click & Fit” design provides a hardware free installation!
- Plastic made from strong, heat resistant (ABS-FR), UL 94 VO fire approved material
- Fan Motor is CSA Approved
- Options: Black Grills

Accessories

- Exhaust Filters...*See Page 247*
- Replacement Filters...*See Page 247*
- Filterfan Rainhoods - 4/4X...*See Page 253*
- Filterfan Rainhoods - 3R...*See Page 252*

Quick Link: hammfg.com/PF32

Part Number Light Gray RAL7035	Part Number Black RAL9011	Voltage	Power	Exhaust Filter Light Gray RAL7035	Exhaust Filter Black RAL9011
PF32000T12LG	PF32000T12BK	115V	20W	PFA30000LG	PFA30000BK
PF32000T12LG230	PF32000T12BK230	230V	18W	PFA30000LG	PFA30000BK
PF32000T12LG24	PF32000T12BK24	24V	5W	PFA30000LG	PFA30000BK

Airflow data	PF 32000	PFA 30000
Filter material	Type 12 filter mat	Type 12 filter mat
Unimpeded airflow	65 CFM	-
Capacity free-flow	37 W/K	-
Airflow in combination	38 CFM	-
(Filterfan + Exhaust Filter)	(PF 32000 + PFA 30000)	-
Capacity in combination	21 W/K	-
(Filterfan + Exhaust Filter)	(PF 32000 + PFA 30000)	-
Max. static pressure (Airflow = 0 m3/h)	61 Pa	-
Filtration efficiency	0.91	-
Filter material grade	G 4 (DIN EN 779)	G 4 (DIN EN 779)
Duty cycle	1	-

Technical data	PF 32000	PF 32000	PFA 30000
	AC	DC	
Outside dimensions in mm (height x width x installation depth)	202 x 202 x 87	202 x 202 x 81	202 x 202 x 34
Bearing type	sleeve bearings	ball bearings	-
Fitting position	vertical	any	any
Construction	housing and guard of sprayed thermoplastic, self-extinguishing, UL 94 VO		
Weight	0.87 kg	0.61 kg	0.26 kg
Safety protection	in accordance with DIN 31 001		
Color LG	RAL 7035, Light Grey		
Color BK	RAL9011 Black		
Connections	terminal strip	2 wires, 310mm long	-

Technical references and CAD downloads available at www.hammondmfg.com

All dimensions in inches unless specified otherwise

94-169 CFM Filterfans PF GEN4 Series

Type 12



Features

- Maintains a UL Tested NEMA Type 12 seal against enclosure
- UL Recognized to UL 508A, category NITW2/8, UL File #E175229
- Patented “Click & Fit” design provides a hardware free installation!
- Plastic made from strong, heat resistant (ABS-FR), UL 94 VO fire approved material
- Fan Motor is CSA Approved
- Options: Black Grills

Accessories

- Exhaust Filters...*See Page 247*
- Replacement Filters...*See Page 247*
- Filterfan Rainhoods - 4/4X...*See Page 253*
- Filterfan Rainhoods - 3R...*See Page 252*

Quick Link: hammfg.com/PF45

Part Number Light Gray RAL7035	Part Number Black RAL9011	Voltage	Power	Exhaust Filter Light Gray RAL7035	Exhaust Filter Black RAL9011
PF42500T12LG	PF42500T12BK	115V	20W	PFA40000LG	PFA40000BK
PF42500T12LG230	PF42500T12BK230	230V	18W	PFA40000LG	PFA40000BK
PF42500T12LG24	PF42500T12BK24	24V	5W	PFA40000LG	PFA40000BK
PF43000T12LG	PF43000T12BK	115V	40W	PFA40000LG	PFA40000BK
PF43000T12LG230	PF43000T12BK230	230V	39W	PFA40000LG	PFA40000BK
PF43000T12LG24	PF43000T12BK24	24V	12W	PFA40000LG	PFA40000BK

Airflow data	PF 42500	PF 43000	PFA 40000
Filter material	NEMA Type 12 Filtermat	NEMA Type 12 Filtermat	NEMA Type 12 Filtermat
Unimpeded airflow	94 CFM	169 CFM	-
Capacity free-flow	53 W/K	188 W/K	-
Airflow in combination	67 CFM	142 CFM	-
(Filterfan + Exhaust Filter)	(PF 42500 + PFA 40000)	(PF 43000 + PFA 40000)	-
Capacity in combination	38 W/K	69 W/K	-
(Filterfan + Exhaust Filter)	(PF 43000 + PFA 40000)	(PF 43000 + PFA 40000)	-
Max. static pressure (Airflow = 0 m3/h)	49 Pa	112 Pa	-
Filtration efficiency	0.91	0.91	0.91
Filter material grade	G 4 (DIN EN 779)	G 4 (DIN EN 779)	G 4 (DIN EN 779)
Duty cycle	1	1	-

Technical data	PF 42500 AC/DC	PF 43000 AC/DC	PFA 40000
Outside dimensions in mm (height x width x installation depth)	252 x 252 x 97	252 x 252 x 113	252 x 252 x 38
Bearing type / Lagerart	ball bearings		-
Fitting position / Einbaulage	any, horizontal airflow preferred		any
Construction	housing and guard of sprayed thermoplastic, self-extinguishing, UL 94 VO		
Weight	1.18 kg	1.67 kg	0.46 kg
Safety protection	in accordance with DIN 31 001		
Color LG	RAL 7035, Light Grey		
Color BK	RAL9011 Black		
Connections / Anschlussart	cage clamp	cage clamp	-

Technical references and CAD downloads available at www.hammondmfg.com

All dimensions in inches unless specified otherwise

Climate Control

Filtered Fans

297-560 CFM Filterfans *PF GEN4 Series* Type 12



Features

- Maintains a UL Tested NEMA Type 12 seal against enclosure
- UL Recognized to UL 508A, category NITW2/8, UL File #E175229
- Patented “Click & Fit” design provides a hardware free installation!
- Plastic made from strong, heat resistant (ABS-FR), UL 94 VO fire approved material
- Fan Motor is CSA Approved
- Options: Black Grills

Accessories

- Exhaust Filters...*See Page 247*
- Replacement Filters...*See Page 247*
- Filterfan Rainhoods - 4/4X...*See Page 253*
- Filterfan Rainhoods - 3R...*See Page 252*

Quick Link: hammfg.com/PF65

Part Number Light Gray RAL 7035	Part Number Black RAL9011	Voltage	Power	Exhaust Filter Light Gray RAL7035	Exhaust Filter Black RAL9011
PF65000T12LG	PF65000T12BK	115V	90W	PFA60000LG	PFA60000BK
PF65000T12LG230	PF65000T12BK230	230V	80W	PFA60000LG	PFA60000BK
PF66000T12LG	PF66000T12BK	115V	160W	PFA60000LG	PFA60000BK
PF66000T12LG230	PF66000T12BK230	230V	155W	PFA60000LG	PFA60000BK
PF67000T12LG	PF67000T12BK	115V	195W	PFA60000LG	PFA60000BK
PF67000T12LG230	PF67000T12BK230	230V	170W	PFA60000LG	PFA60000BK

Airflow data	PF 65000	PF 66000	PF 67000	PFA 60000
Filter material	Type 12 Filtermat	Type 12 Filtermat	Type 12 Filtermat	Type 12 Filtermat
Unimpeded airflow	297 CFM	462 CFM	560 CFM	-
Capacity free-flow	IP 54: 160 W/K / 160 W/K	IP 54: 213 W/K / 218 W/K	IP 54: 282 W/K / 292 W/K	-
	IP 55: 168 W/K / 168 W/K	IP 55: 257 W/K / 262 W/K	IP 55: 308 W/K / 317 W/K	-
Airflow in combination	230 CFM	295 CFM	368 CFM	-
(Filterfan + Exhaust Filter)	(PF 65000 + PFA 60000)	(PF 66000 + PFA 60000)	(PF 67000 + PFA 60000)	-
Capacity in combination	127 W/K	167 W/K	208 W/K	-
(Filterfan + Exhaust Filter)	(PF 65000 + PFA 60000)	(PF 66000 + PFA 60000)	(PF 67000 + PFA 60000)	-
Max. static pressure (Airflow = 0)	74 Pa	134 Pa	187 Pa	-
Filtration efficiency	0.91	0.91	0.91	0.91
Filter material grade	G 4 (DIN EN 779)	G 4 (DIN EN 779)	G 4 (DIN EN 779)	G 4 (DIN EN 779)
Duty cycle	1	1	1	-

Technical data	PF 65000	PF 66000	PF 67000	PFA 60000
Outside dimensions in mm	320 x 320 x 150	320 x 320 x 150	320 x 320 x 150	320 x 320 x 39
(height x width x installation depth)				
Bearing type	ball bearings	ball bearings	ball bearings	-
Fitting position	any, horizontal airflow preferred		any	-
Construction	housing and guard of sprayed thermoplastic, self-extinguishing, UL 94 VO			
Weight	3.2 kg	3.2 kg	3.7 kg	0.7 kg
Safety protection	in accordance with DIN 31 001			
Color	RAL 7035, Light Grey			
Connections	cage clamp	cage clamp	cage clamp	-

Technical references and CAD downloads available at www.hammondmfg.com

All dimensions in inches unless specified otherwise

152-427 CFM Slimline Filterfans *PF SL GEN4 Series*

Type 12



Features

- Low installation depth
- Maintains a UL Tested NEMA Type 12 seal against enclosure
- UL Recognized to UL 508A, category NITW2/8,
- UL File #E175229
- CSA #246217
- Patented “Click & Fit” design provides a hardware-free installation!
- Plastic made from strong, heat resistant (ABS-FR), UL 94 VO fire approved material
- Options: Black Grills, Reverse Flow Exhaust

Accessories

- Exhaust Filters...*See Page 247*
- Replacement Filters...*See Page 247*
- Filterfan Rainhoods - 4/4X...*See Page 253*
- Filterfan Rainhoods - 3R...*See Page 252*

Quick Link: hammfg.com/PF33SL

Climate Control

Part No. Light Gray RAL7035	Part No. Black RAL9011	Voltage	Power	Exhaust Filter Light Gray RAL7035	Exhaust Filter Black Grill RAL9011
PF33000T12LGSL	PF33000T12BKSL	115V	20W	PFA30000LG	PFA30000BK
PF33000T12LGSL2	PF33000T12BKSL2	230V	19W	PFA30000LG	PFA30000BK
PF330DCT12LGSL2	PF330DCT12BKSL2	24V DC	5W	PFA30000LG	PFA30000BK
PF65000T12LGSL	PF65000T12BKSL	115V	80W	PFA60000LG	PFA60000BK
PF65000T12LGSL2	PF65000T12BKSL2	230V	80W	PFA60000LG	PFA60000BK
PF67000T12LGSL	PF67000T12BKSL	115V	120W	PFA60000LG	PFA60000BK
PF67000T12LGSL2	PF67000T12BKSL2	230V	127W	PFA60000LG	PFA60000BK
PF67000T12LGSL4	PF67000T12BKSL4	400V/460V	110W	PFA60000LG	PFA60000BK

Filtered Fans

Airflow data	PF 33000 SL	PF 65000 SL	PF 67000 SL
Filter material	Type 12 Filtermat	Type 12 Filtermat	Type 12 Filtermat
Unimpeded airflow	152 CFM	325 CFM	427 CFM
Cooling Dissipation (W)/°T	168 W/K	262 W/K	317 W/K
Airflow in combination	115 CFM	250 CFM	342 CFM
(Filterfan + Exhaust Filter)	(PF 33000 + PFA 30000)	(PF 65000 + PFA 60000)	(PF 67000 + PFA 60000)
Capacity in combination	127 W/K	167 W/K	208 W/K
(Filterfan + Exhaust Filter)	(PF 33000 + PFA 30000)	(PF 65000 + PFA 60000)	(PF 67000 + PFA 60000)
Max. static pressure (Airflow = 0)	74 Pa	134 Pa	187 Pa
Filtration efficiency	0.91	0.91	0.91
Filter material grade	G 4 (DIN EN 779)	G 4 (DIN EN 779)	G 4 (DIN EN 779)
Duty cycle	1	1	1

Technical data	PF 33000SL	PF 65000SL	PF 67000SL
Outside dimensions in mm (height x width x installation depth)	202 x 202 x 87	320 x 320 x 124	320 x 320 x 127
Cut Out Dimension	177 x 177	291 x 291	291 x 291
Bearing type	ball bearings		
Fitting position	any, horizontal airflow preferred		
Construction	housing and guard of sprayed thermoplastic, self-extinguishing, UL 94 VO		
Weight	3.2 kg	3.2 kg	3.7 kg
Safety protection	in accordance with DIN 31 001		
Color	RAL 7035, Light Grey		
Connections	cage clamp		
Approval	NEMA Type 12, IP 55 (EN 60 529), when installed as specified		

Technical references and CAD downloads available at www.hammondmfg.com

All dimensions in inches unless specified otherwise

Exhaust Filters

4th Generation



- Maintains a UL Tested NEMA Type 12 seal against enclosure
- UL Recognized to UL 508A, category NITW2/8, UL File #E175229
- CSA #246217
- Patented “Click & Fit” design provides a hardware-free installation
- Plastic made from strong, heat resistant (ABS-FR) UL 94 VO fire approved material

Part Number Light Gray (RAL7035)	Part Number Black (RAL9011)	Filtration Efficiency %
PFA10000LG	PFA10000BK	88
PFA20000LG	PFA20000BK	91
PFA30000LG	PFA30000BK	91
PFA40000LG	PFA40000BK	91
PFA60000LG	PFA60000BK	91

Replacement Filters

4th Generation



PFF Series Replacement Filters

- For PF Series Filter Fans
- Special patent pending fluted filter design increases the time between maintenance by 3X
- Allows for greater CFM in dirty environments
- Sold in Packs of 5

PFFT Series Replacement Filters

- For PTF Series Top Mount Filter Fans
- Standard synthetic fiber filter
- Sold in Packs of 5
 - Note: Top mount filter fan units have 4 separate filters per unit - replacement packs (PFFT Series) contain 20 individual filters which will service 5 top mount fan units

Part Number	Use with 4th Gen FF
PFF10000*	PF/PFA 1XXXX
PFF20000	PF/PFA 2XXXX
PFF30000	PF/PFA 3XXXX
PFF40000	PF/PFA 4XXXX
PFF60000	PF/PFA 6XXXX
PFFT60001	PTF60500/PTFA60500
PFFT60002	PTF60700/61000

*Standard synthetic fiber filter.

Climate Control Filtered Fans

266-485 CFM Top Mount Filterfans *PTF GEN4 Series* Type 12



Features

- Maintains a NEMA 12 seal against enclosure
- UL Recognized to UL 508A, category NITW2/8, UL File #E175229
- Patented “Click & Fit” design provides a hardware free installation!
- Metal Pagoda Cover for rugged environments, easily painted to match machine color
- Fan Motor is CSA Approved

Accessories

- Exhaust Filters...*See Page 247*
- Replacement Filters...*See Page 247*


Quick Link: hammfg.com/PTF60

Part Number	Voltage	Power	H	W	D	Installed Depth	Mating Exhaust Filter
PTF60500LG	115V	24W	4.92	16.93	16.93	1.97	PFA60000LG
PTF60500LG230	230V	24W	4.92	16.93	16.93	1.97	PFA60000LG
PTF60700LG	115V	90W	5.51	18.50	18.50	1.97	PFA60000LG
PTF60700LG230	230V	80W	5.51	18.50	18.50	1.97	PFA60000LG
PTF61000LG	115V	170W	5.51	18.50	18.50	1.97	PFA60000LG
PTF61000LG230	230V	150W	5.51	18.50	18.50	1.97	PFA60000LG

Airflow data	PTF 60500	PTF 60700	PTF 61000	PTFA 60000
Filter material	NEMA 12 Filtermat	NEMA 12 Filtermat	NEMA 12 Filtermat	NEMA 12 Filtermat
Unimpeded airflow	226 CFM	356 CFM	485 CFM	-
Capacity free-flow	113 W/K	177 W/K	242 W/K	-
Airflow in combination	149 CFM	227 CFM	304 CFM	-
(Filterfan + Exhaust Filter)	(PTF 60500 + PFA 60000)	(PTF 60700 + PFA 60000)	(PTF 61000 + PFA 60000)	-
Capacity in combination	74 W/K	113 W/K	152 W/K	-
(Filterfan + Exhaust Filter)	(PTF 60500 + PFA 60000)	(PTF 60700 + PFA 60000)	(PTF 61000 + PFA 60000)	-
Max. static pressure (Airflow = 0)	71 Pa	88 Pa	158 Pa	-
Filtration efficiency	0.8100000000000001	81%%	0.8100000000000001	-
Filter material grade	G 3 (DIN EN 779)	G 3 (DIN EN 779)	G 3 (DIN EN 779)	-
Duty cycle	1	1	1	-

Technical data	PTF 60500	PTF 60700	PTF 61000	PTFA 60000
Bearing type	ball bearings	ball bearings	ball bearings	n/a
Fitting position	horizontal	horizontal	horizontal	any
Construction	metal chassis cover powder coated, snapin plastic housing			
Weight	5.5 kg	5.8 kg	6.0 kg	3.1 kg
Safety protection	in accordance with DIN 31 001			
Color	RAL 7035, Light Grey			
Connections	terminal strip	terminal strip	terminal strip	n/a

105-550 CFM Filtered Fan Boxes *XF Series*



Quick Link: hammfg.com/XF

Description

- In a typical cooling arrangement, the filtered fan box pulls air into the enclosures and the filter grill is used as an air outlet.
- The washable aluminum filter grill and the air filter are easily accessible and can be removed for cleaning.
- The filtered fan boxes are available in either 115 VAC or 230 VAC, 50/60 Hz.
- Filtered passive ventilation can be provided by an exhaust filter for either convection cooling or in combination with a fan in forced air cooling.

Standards

- UR/CUR/CE approved fan motors.
- CSA listed on fan only.

Features

- 115 VAC or 230 VAC, 50/60 Hz.
- 12" lead wires.
- Exceptionally quiet operation.
- Versatile mounting and adaptability.
- Heavy-gauge steel construction.
- Attractive stainless steel grills.
- Shipped with air flow to pressurize. Can be user modified to exhaust.
- Aluminum filter is coated with adhesive baffle surfaces for dust and dirt collection. Can be recoated after cleaning for optimum performance.
- Drilling template included.
- Note: One grill and filter are included with each fan package. Normally, an additional exhaust grill and filter are required for each installation and must be ordered separately.

Accessories

- Filter Coat...See Page 265

Exhaust Grill and Filters

Part No.	H	W
XFG4	6.13	7.38
XFG6	7.63	8.88
XFG10	11.63	13.00

¹ Dimension for mounting and cabinet cutout. Secure sheet metal with #10 hardware.

Replacement Filters

Part No.	Pkg. Qty.
XFF4	3
XFF6	3
XFF10	3

Filtered Fan Boxes

Part No.	Free Flow		RPM	Running	Watts	Fan Housing		
	Air Delivery (CFM)	Volts				Nominal	Amps	H
XF4115	105	115	3000	0.18	15	5.63	5.63	2.38
XF4230	105	230	3000	0.09	15	5.63	5.63	2.38
XF6115	220	115	3300	0.29	33	7.13	7.13	3.00
XF6230	220	230	3300	0.15	33	7.13	7.13	3.00
XF10115	560	115	1600	0.87	60	11.13	11.13	4.56
XF10230	560	230	1600	0.45	60	11.13	11.13	4.56

¹ Dimension for mounting and cabinet cutout. Secure sheet metal with #10 hardware.

Technical references and CAD downloads available at www.hammondmfg.com

All dimensions in inches unless specified otherwise

Quality Products. Service Excellence.

Filter Fan Kits *DNFF Series*

Features

- Kit includes one (1) of the following:
 - Fan
 - Plastic Filter Grill
 - Filter
 - Metal Grill
 - Wire Cord or Leads (see table)
 - Includes Mounting Hardware
- Flame retardant, ABS plastic filter fan grill is molded in a choice of four colors to match our racks & accessories.
 - “BK” (Black)
 - “GY” (ANSI 61 Gray)
 - “LG” (Light Gray - RAL7035)
 - “CG” (Beige)
- Fan component is UL recognized to UL 507, and cUL recognized or CSA certified to CSA-C22.2 No. 113.
- If required, complementary exhaust filter grill kits (without fan) available - see XPFA Series



Quick Link: hammfg.com/DNFF

Part No.	Part No.	Part No.	Part No.	VAC	Fan Size	CFM	Cord Length	Noise (dB)
Black Filter Grill	ANSI 61 Gray Filter Grill	Gray/Beige Filter Grill	Light Gray Filter Grill					
DNFF080BK115	DNFF080GY115	DNFF080CG115	DNFF080LG115	115	3.15	32	11 Inch leads	34
DNFF120BK115	DNFF120GY115	DNFF120CG115	DNFF120LG115	115	4.70	105	24 Inch cord	56
DNFF150BK115	DNFF150GY115	DNFF150CG115	DNFF150LG115	115	6.00	230	12 Inch leads	53
DNFF254BK115	DNFF254GY115	DNFF254CG115	DNFF254LG115	115	10.00	550	24 Inch cord	60
DNFF080BK230	DNFF080GY230	DNFF080CG230	DNFF080LG230	230	3.15	32	11 Inch leads	34
DNFF120BK230	DNFF120GY230	DNFF120CG230	DNFF120LG230	230	4.70	105	24 Inch cord	56
DNFF150BK230	DNFF150GY230	DNFF150CG230	DNFF150LG230	230	6.00	230	12 Inch leads	53
DNFF254BK230	DNFF254GY230	DNFF254CG230	DNFF254LG230	230	10.00	550	24 Inch cord	60

Climate Control Filtered Fans

Filter Fan Grills *XPFA Series*



Quick Link: hammfg.com/XPFA

Features

- Create your own filter fans or exhaust grills
- Mounts easily with 4 screws using template and hardware provided.
- Maintains an IP54 seal against enclosure.
- Complete with flame retardant ABS plastic grill and flame retardant synthetic filter.
- Integral gasket on reverse side of grill, seals against mounting surface.
- Hole cutout is NOT critical as rear of filter grill seals to surface (see rear photo below)
- Can be used with standard 3.15" or 4.7" square fans (available below or use your own) or alone as an exhaust grill
- Molded in a choice of four colors to match our racks & accessories.
 - "BK" (Black)
 - "CG" (Gray/Beige - RAL7032)
 - "GY" (ANSI 61 Gray)
 - "LG" (Light Gray - RAL7035)

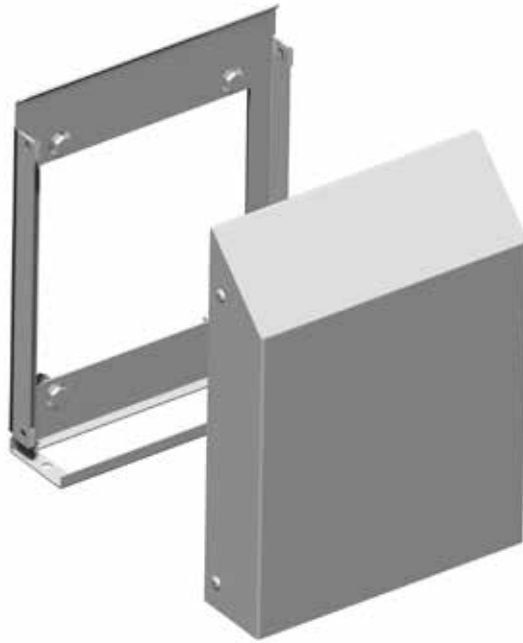
Replacement Filters (Sold in Pack of 5)

Part No.	Use with Fan Size	Use with Grill Series
PFF1000	3.15	XPFA80
PFF2000	4.70	XPFA120
PFF4000	7.72	XPFA150
PFF6000	12.00	XPFA254

Part No.	Part No.	Part No.	Part No.	Overall Dimensions			Use With Square Fan Size
				Black	Gray/Beige	ANSI 61 Gray	
XPFA80BK	XPFA80CG	XPFA80GY	XPFA80LG	4.14	4.14	0.63	3.15
XPFA120BK	XPFA120CG	XPFA120GY	XPFA120LG	5.91	5.91	0.94	4.70
XPFA150BK	XPFA150CG	XPFA150GY	XPFA150LG	7.72	7.72	0.94	6.00
XPFA254BK	XPFA254CG	XPFA254GY	XPFA254LG	12.00	12.00	0.94	10.00

Climate Control Filtered Fans

Filterfan Rainhoods - 3R *RH Series*



Quick Link: hammfg.com/RH

Application

- Type 3R / Outdoor Rainhoods
- Protection against rain and snow or large airborne debris
- Sold individually

Features

- Easy installation
- Covers many external mounted Fans & Grills
- Fits PF2000/PF22000 thru PF5/6/7000 series Filterfans
- Tamperproof hardware and sealing gasket provided

Standards

- UL 508A type 3R
- CSA C22.2 #94-M1

Finish

- Cover offered in ANSI61 gray or RAL7035 light gray powder coated finish on mild steel
- Also offered in stainless steel 304 #4 finish
- Base in Galvanized sheet steel

Grill/Solid Cover Kit

- Can be installed in bottom opening of rain hood
- Grill allows ventilation while preventing unwanted entry of large contaminants
- Solid cover allows sealing of opening when fan/filter not in use

Climate Control Filtered Fans

Part No.	Overall Dimensions			Use with	Finish
	H	W	D		
RH20000GY	10.44	7.77	2.17	PF2000/PF22000 Series	ANSI 61 Gray
RH20000LG	10.44	7.77	2.17	PF2000/PF22000 Series	RAL7035
RH20000SS	10.44	7.77	2.17	PF2000/PF22000 Series	Stainless Steel
RH40000GY	14.57	11.71	3.35	PF25, 30, 32, 43000 Series	ANSI 61 Gray
RH40000LG	14.57	11.71	3.35	PF25, 30, 32, 43000 Series	RAL7035
RH40000SS	14.57	11.71	3.35	PF25, 30, 32, 43000 Series	Stainless Steel
RH60000GY	15.88	14.66	4.33	PF5,6,7000, 65, 67000 Series	ANSI 61 Gray
RH60000LG	15.88	14.66	4.33	PF5,6,7000, 65, 67000 Series	RAL7035
RH60000SS	15.88	14.66	4.33	PF5,6,7000, 65, 67000 Series	Stainless Steel

Grill/Solid Cover Kit

Part No.	Use With	Finish
RHA20000G	RH20000GY,LG,SS	Galvanized Steel
RHA40000G	RH40000GY, LG, SS	Galvanized Steel
RHA60000G	RH60000GY,LG, SS	Galvanized Steel

Filterfan Rainhoods - 4/4X RHN4 Series



Quick Link: hammfg.com/RHN4

Application

- Type 4/4X (IPx6) Rainhoods (when used with PF Series Filterfans)
- Ideal for locations with high exposure to spraying water
- Painted galvanized steel version for Type 4
- 304 and 316 stainless steel versions for Type 4X
- Specially gasketed, 316 stainless steel, sanitary version for FDA compatible Type 4X
- Sold individually

Features

- Easy installation - mounting bracket installed around cutout and rainhood slides down over bracket
- High compression, closed cell black gasket with multiple seal dams ensure tight, waterproof seal
 - Sanitary version has special FDA compatible, white multiple seal gasket
- Direct spray barrier/baffle designed to maximize airflow while providing superior protection from overspray

Standards

- UL / cUL Listed Type 4 or 4X (as noted)
 - must be used in combination with PF Series Filterfan

Finish

- Base mounting bracket - unpainted 304 SS
- Rainhood Covers
 - Type 4 - ANSI61 Gray (GY) or RAL7035 Light Gray (LG) powder coated finish on galvanized steel
 - Type 4X - 304 or 316 stainless steel with #4 brushed finish
 - Sanitary Type 4X - 316 stainless steel with #4 brushed finish

Part No.	Overall Dimensions			Use with	Rating/Finish
	H	W	D		
RH20000N4GY	10.44	8.70	3.56	PF22000/PFA20000	Type 4 / ANSI 61 Gray
RH20000N4LG	10.44	8.70	3.56	PF22000/PFA20000	Type 4 / RAL7035
RH20000N4SS	10.44	8.70	3.56	PF22000/PFA20000	Type 4X / 304 Stainless Steel
RH20000N4S16	10.44	8.70	3.56	PF22000/PFA20000	Type 4X / 316 Stainless Steel
RH20000N4SSFDA	10.44	8.70	3.56	PF22000/PFA20000	Sanitary Type 4X / 304 Stainless Steel
RH20000N4S16FDA	10.44	8.70	3.56	PF22000/PFA20000	Sanitary Type 4X / 316 Stainless Steel
RH30000N4GY	12.68	10.87	3.56	PF3X000/PFA30000	Type 4 / ANSI 61 Gray
RH30000N4LG	12.68	10.87	3.56	PF3X000/PFA30000	Type 4 / RAL7035
RH30000N4SS	12.68	10.87	3.56	PF3X000/PFA30000	Type 4X / 304 Stainless Steel
RH30000N4S16	12.68	10.87	3.56	PF3X000/PFA30000	Type 4X / 316 Stainless Steel
RH30000N4SSFDA	12.68	10.87	3.56	PF3X000/PFA30000	Sanitary Type 4X / 304 Stainless Steel
RH30000N4S16FDA	12.68	10.87	3.56	PF3X000/PFA30000	Sanitary Type 4X / 316 Stainless Steel
RH40000N4GY	14.65	12.84	3.56	PF4XX00/PFA40000	Type 4 / ANSI 61 Gray
RH40000N4LG	14.65	12.84	3.56	PF4XX00/PFA40000	Type 4 / RAL7035
RH40000N4SS	14.65	12.84	3.56	PF4XX00/PFA40000	Type 4X / 304 Stainless Steel
RH40000N4S16	14.65	12.84	3.56	PF4XX00/PFA40000	Type 4X / 316 Stainless Steel
RH40000N4SSFDA	14.65	12.84	3.56	PF4XX00/PFA40000	Sanitary Type 4X / 304 Stainless Steel
RH40000N4S16FDA	14.65	12.84	3.56	PF4XX00/PFA40000	Sanitary Type 4X / 316 Stainless Steel
RH60000N4GY	17.33	15.51	3.56	PF6XX00/PFA60000	Type 4 / ANSI 61 Gray
RH60000N4LG	17.33	15.51	3.56	PF6XX00/PFA60000	Type 4 / RAL7035
RH60000N4SS	17.33	15.51	3.56	PF6XX00/PFA60000	Type 4X / 304 Stainless Steel
RH60000N4S16	17.33	15.51	3.56	PF6XX00/PFA60000	Type 4X / 316 Stainless Steel
RH60000N4SSFDA	17.33	15.51	3.56	PF6XX00/PFA60000	Sanitary Type 4X / 304 Stainless Steel
RH60000N4S16FDA	17.33	15.51	3.56	PF6XX00/PFA60000	Sanitary Type 4X / 316 Stainless Steel

Technical references and CAD downloads available at www.hammondmfg.com

All dimensions in inches unless specified otherwise

Quality Products. Service Excellence.

Rack Mount Fan Tray *FT Series*

Features

- Standard 19" rack mount
- Compact and economical rack cooling solution.
- Fan trays can be positioned at the bottom of a rack to force air through the cabinet, at the top to exhaust air out or below specific pieces of equipment for spot cooling
- Choice of two operating voltages 115VAC (or 220VAC) - both 50/60 Hz., thermally protected, ball bearing fans
- Circuit breaker protected
- Low profile 1.75" (1U) of panel space
- 115VAC versions includes a 6' 14/3 STJW cord with molded 3 prong plug (NEMA 5-15P)
- 220VAC versions include an IEC input receptacle (IEC320-C14)
- Integral finger guards above and below fans
- Case width is 17"
- 6 and 9 fan units include an adjustable rear mounting bracket (mounts to rear panel rails) for extra stability
- Shipped fully assembled
- Available with or without on/off switch
- Finished in textured black powder paint



Climate Control

Blowers and Fans

Quick Link: hammfg.com/FT

115 VAC Fan Trays

Part No. Without Switch	Part No. With Switch	Number Of Fans	Free Flow Air Delivery (CFM)	Power (50/60 Hz.)	Running Amps	Running Wattage	Case Depth	Rear Bracket Depth		Noise (dB)
								Min.	Max.	
FT300TA1BK	FT300HA1BK	3	300	115 VAC	0.5	40	7.50	n/a	n/a	63
FT600TA1BK	FT600HA1BK	6	600	115 VAC	1	80	13.00	2.40	19.20	65
FT900TA1BK	FT900HA1BK	9	900	115 VAC	1.5	120	18.50	7.90	24.70	69

220 VAC Fan Trays

Part No. Without Switch	Part No. With Switch	Number Of Fans	Free Flow Air Delivery (CFM)	Power (50/60 Hz.)	Running Amps	Running Wattage	Case Depth	Rear Bracket Depth		Noise (dB)
								Min.	Max.	
FT300TA1220BK	FT300HA1220BK	3	300	220 VAC	0.26	40	7.50	n/a	n/a	63
FT600TA1220BK	FT600HA1220BK	6	600	220 VAC	0.52	80	13.00	2.40	19.20	65
FT900TA1220BK	FT900HA1220BK	9	900	220 VAC	0.79	120	18.50	7.90	24.70	69

Rack Mount Intake Blowers



Features

- Standard 19" rack mount
- Air delivery from more than 50% of their 17" width
- Internal neoprene isolation mounts reduce transmission of vibration to the rack
- Air intake only, to pressurize the rack with filtered air
- Heavy steel construction
- Attractive 19" stainless steel grille included
- 115 VAC, 50/60 Hz. motor is UL recognized, CSA certified, ball bearing type, cooled by incoming air
- Includes permanent filter (replacement filters available below)
- Comes with 6' STJ 3- wire cord
- Optional replacement filters come in a pack of five (5).

Accessories

- Filter Coat...See Page 265

Part No.	Free Flow Air Delivery (CFM)	Running Amps	RPM Nominal	Noise (dB)	Blower Type	Ambient Temperature (F)	Mounting Dimentions Rack Units	Height	Replacement Filter 5-Pack
HB2160A	145 / 125	0.7	2500 / 3000	62	TransverseFlow	-20 to +250	2U	3.50	HB2UFILTER
HB3250A	155 / 200	1.2	2750 / 3000	72	Double Centrifugal	-20 to +250	3U	5.25	HB3UFILTER
HB4500A	405 / 465	2.5	2750 / 3300	76	Double Centrifugal	-20 to +250	4U	7.00	HB4UFILTER

Fan Panel Assembly



Features

- Choice of two or three fan models - mounted on a standard width 19" rack panel - shipped assembled as shown.
- Front of panel is punched for finger protection and the rear of the fans assembled with metal guards
- Perfect as an exhaust fan panel or when using "push-pull" cooling (ie..unit pulls air out of the rack cabinet)
- Rugged textured black powder paint finish.
- Two (2) or Three (3) fan daisy chain wire lead/cord, 72" in length.

Part No.	Number of Fans	Voltage (50/60Hz.)	Fan Panel CFM	Noise (dB)	115VAC Plug	Mounting Dimensions Rack Units	Height
PPGFFPA	2	115 VAC	210	60	Yes	3U	5.25
PPGFFPA230	2	230 VAC	210	60	No	3U	5.25
FP3F115	3	115 VAC	315	63	Yes	3U	5.25
FP3F230	3	230 VAC	315	63	No	3U	5.25

Note: Front fan guards are punched into panel - rear fan guards are our standard metal fan guards.

Technical references and CAD downloads available at www.hammondmfg.com

All dimensions in inches unless specified otherwise

Quality Products. Service Excellence.

125-1300 W Fan Heater with Thermostat



Features

- Designed to prevent condensation or maintain minimum temperature in enclosures.
- Built in Thermostat. (-18 C to +38 C) (0 F to +100 F)
- Fan Auto/On switch with pilot light for Heat On indication
- High temperature safety protection
- Aluminum alloy outer casing
- Connection via terminal block.
- 1300W models are cURus approved only.

Part No.	Watts	Voltage	Hz	CFM	Overall Dimensions
					Height x Width x Depth
FLHTF125A115	125 W	120 V	60	20	5.5" x 4.0" x 5.3"
FLHTF125A230	105/125 W	220/240 V	50/60	20	5.5" x 4.0" x 5.3"
FLHTF200A115	200 W	120 V	60	20	5.5" x 4.0" x 5.3"
FLHTF200A230	165/200 W	220/240 V	50/60	20	5.5" x 4.0" x 5.3"
FLHTF400A115	400 W	120 V	60	20	7.5" x 4.0" x 5.3"
FLHTF400A230	335/400 W	220/240 V	50/60	20	7.5" x 4.0" x 5.3"
FLHTF800A115	800 W	120 V	60	20	7.5" x 4.0" x 5.3"
FLHTF800A230	670/800 W	220/240 V	50/60	20	7.5" x 4.0" x 5.3"
FLHTF1300A115	1300 W	120 V	60	50	7.5" x 5.6" x 6.9"
FLHTF1300A230	1080/1300 W	220/240 V	50/60	50	7.5" x 5.6" x 6.9"

Climate Control

250-400 W Fan Heater



Features

- For use when larger heating capacities or internal forced air circulation is required.
- Designed to prevent condensation or maintain minimum temperature in enclosures.
- Thermostats are also available.

Accessories

- Temperature Controls and Accessories...*See Page 262*

Part No.	Watts	Surface Temperature	Starting Current	Dimensions
				Length x Width x Depth
SHGL04600	250	167°F	2.2 A	7.00 x 3.15 x 3.15
SHGL04601	400	167°F	3.5 A	9.76 x 3.15 x 3.15

Operating Voltage:	AC 110-120 V, 50/60 Hz
Circulation Power:	20 CFM Free Blowing
Axial Fan:	Ball Bearing
Durability:	30,000 hrs. at 68°F ambient temperature
Heating Element:	Resistance heating element with temperature limiter
Heating Body:	Extruded aluminum, black anodized
Connection:	3 pole terminal for 12 AWG
Mounting:	Easily installed by clip mounting on 35 mm DIN rails (included)
Protection Class:	1 (tested for grounding at 1250 V)
Protection:	IP20
Approval:	UL Recognized Component, cUL Recognized Component, CE

Heating Products

550-650 W High Wattage Fan Heater



Features

- For large heating capacity requirements.
- Maintains minimum operating temperatures in enclosures.
- Helps prevent failures to components caused by condensation and corrosion.
- Built-in thermostat and control light.
- Heating power adjusts to ambient temperature.
- Heat exits top of fan heater. (add 2" clearance for heat sensitive parts)

Part No.	Watts	Inrush		Temperature
		Current (Amps)	Volts	Maximum with Fan
SCR027009	550 W	14 A	AC 120	250°F/120°C
SCR027009230	550 W	13 A	AC 230	250°F/120°C
SCR027019	650 W	15 A	AC 120	320°F/160°C

Air Flow:	20 CFM (550W), 26 CFM (650W)
Thermostat Range:	32 - 140 degrees Fahrenheit
Heating Element:	PTC - Semiconductor/resistor
Housing:	Plastic, rated UL94-VO
Connection:	3 pole terminal, AWG 14 max (2.5 mm ²)
Mounting:	Clip for 35mm DIN rail
Protection Class:	II (Double Insulated)
Protection Type:	IP20
Approval:	UL Recognized Component, cUL Recognized Component, CE

15-150 W Heater



Features

- Designed to provide enclosed electronic, pneumatic, hydraulic and mechanical equipment with protection from low temperatures, condensation and corrosion.
- The PTC (Positive Temperature Coefficient) heater unit maintains a stable temperature environment within enclosures, allowing critical components to perform with consistent reliability for longer periods.
- Push connectors for quick and easy wiring
- Used in combination with Normally Closed Thermostat or Humidistat

Accessories

- Temperature Controls and Accessories...*See Page 262*

Part No.	Watts ¹	Max. Current ²	L
SHG14000	15W	1.1A	2.60
SHG14001	30W	1.2A	2.60
SHG14003	45W	1.8A	2.60
SHG14005	60W	2.5A	5.50
SHG14006	75W	4.5A	5.50
SHG14007	100W	5.0A	5.50
SHG14008	150W	7.5A	8.70

¹ At 68oF (20oC) ambient temperature

² Inrush current

Operating Voltage:	AC/DC 110- - 250 V
Heating Element:	PTC resistor, self regulating surface temperature
Heating Body:	Anodized extruded aluminum
Connection:	Push-type terminals for stranded and solid wire 3 x AWG 20 AWG 16 (0.5 - 1.5 mm ²)
Mounting:	Easily installed by clip mounting on 35 mm DIN rails (included)
Protection Class:	I, test voltage 1600 V
Protection:	IP20
Approval:	UL Recognized Component, cUL Recognized Component, CE

10-30 W Mini Radiant Heaters



Features

- Designed for use in small enclosure housing or for heating of isolated spots in sensitive areas
- Compact design
- Used in combination with Normally Closed Thermostat or Humidistat

Accessories

- Temperature Controls and Accessories...See Page 262

Part No.	Watts	Max. Current	X	Y	Z	L
SHGM1410	10	1	1.16	1.77	1.97	12.00
SHGM1420	20	1.1	1.16	1.77	1.97	12.00
SHGM1430	30	1.2	1.16	1.77	1.97	12.00

Operating Voltage:	110-250 AC 50/60 Hz
Heating Element:	PTC resistor, self regulating surface temperature
Heating Body:	Aluminum, black anodised
Max surface temperature:	10w @ 203°F/95°C 20w @ 239°F/115°C 30w @ 284°F/140°C
Connection:	Connecting cable 11.8"
Mounting:	Din rail 35mm profile
Protection class:	IP20
Approval:	UL Recognized Component, cUL Recognized Component, CE

100-400 W Control Panel Heater



Features

- When larger heating capacities or internal forced air circulation is required and space is limited.
- Compact design to prevent condensation or maintain minimum temperature in enclosures.
- Fan is included.

Accessories

- Temperature Controls and Accessories...See Page 262

Part No.	Watts	Operating Current (Amps)	Volts	Temperature Maximum with Fan
SHV031029	100 W	0.89	AC 120	250°F/120°C
SHV031039	150 W	1.3	AC 120	320°F/160°C
SHV031139	200 W	1.79	AC 120	250°F/120°C
SHV031149	300 W	2.62	AC 120	320°F/160°C
SHV031159	400 W	3.45	AC 120	360°F/180°C

Operating Voltage:	AC 110 -120 V 50/60 Hz
Air Flow:	20 CFM (100W, 150W heaters), 63 CFM (200W, 300W, 400W heaters)
Axial Fan:	Ball bearing
Durability:	30,000 hrs. at 68°F ambient temperature
Heating Element:	Cartridge heater
Heating Body:	Die cast aluminum
Connection:	5 pole terminal for 14 AWG (maximum)
G/L1/N1:	Heater
L2/N2:	Fan
Mounting:	Easily installed by clip mounting on 35 mm DIN rails (included)
Protection class:	1 (tested for grounding at 1250 V)
Protection:	IP44
Approval:	UL Recognized Component, cUL Recognized Component, CE

Technical references and CAD downloads available at www.hammondmfg.com

All dimensions in inches unless specified otherwise

Large Rainproof Ventilator



- Designed to equalize internal / external pressure and temperature
- Ventilators assist in condensation prevention by allowing enclosures to breathe Suitable for most types of metallic and non-metallic enclosures
- Molded in corrosion resistant UV stabilized polycarbonate plastic, finish RAL7035 Light Gray
- Gasket protection to enclosure wall
- Mount to enclosure wall thickness up to .16" with standard screws
- Internal vent channel & grille reduces insect intrusion
- Complies with NEMA Type 3R, IEC 60529 IP24
- Package quantity 1

Part No.	SDV280-1
-----------------	----------

Small Rainproof Ventilator



- Designed to equalize internal / external pressure and temperature
- Ventilators assist in condensation prevention by allowing enclosures to breathe Suitable for most types of metallic and non-metallic enclosures
- Molded in corrosion resistant UV stabilized polycarbonate plastic, finish RAL7035 Light Gray
- Gasket protection to enclosure wall
- Mount to enclosure wall thickness up to .16"
- Internal vent channel & grille reduces insect intrusion
- Complies with NEMA Type 3R, IEC 60529 IP24
- Package quantity 1

Part No.	SDV180-1
-----------------	----------

Pressure Compensation Plug



- Packaged individually.
- Provides for controlled pressure compensation due to temperature variations (i.e. night/day operation).
- When mounted to bottom of enclosure, this unique design provides a method of effectively draining moisture from within the enclosure
- Recommend two plugs per cabinet in opposite locations.
- Pipe Thread 1/2"NPT (actual dia. 0.813")
- Recommended Torque 10 NM

Part No.	BDN4XN1
-----------------	---------

CSA/A Ex Approvals:	Class I, Zone 1, Ex e II
Ingress Protection:	IP66, CSA Enclosure Type NEMA 4X
Impact Resistance:	20Nm (7Nm GF Nylon)
Materials:	Durethan BKV 30 N1 30% Glass Filled Nylon
Operating Temp:	-50C to +85C

Technical references and CAD downloads available at www.hammondmfg.com

All dimensions in inches unless specified otherwise

Climate Control Ventilation

Quality Products. Service Excellence.

Breather Kit



- Packaged individually.
- Provides for controlled pressure compensation due to temperature variations (i.e. night/day operation).
- Recommend two plugs per cabinet in opposite locations.
- Minimum cutout diameter 1.46"
- Includes sealing gasket

Part No.	Dimensions
	(Diameter x Depth)
SDA412	2.6" x 1.2"

Mounting:	PG 29 (1.14") thread with union nut, minimum cutout diameter
Material:	Polycarbonate UL94VO
Protection:	IP45
Color:	RAL 7035 Light Gray
Operating Temperature:	- 45 °C +70 °C
UV Rating:	per UL746C (F1)

Climate Control Ventilation

Type 1 Louvered Ventilating Plates




Features

- Provides ventilation in enclosures where required.
- Easily installed in the field by cutting a square hole of the proper size and bolting the ventilator in place.
- Finished in gray.
- Hole diameter is 0.22".

Part No.	Plate Size		No. of Louvers	No. of Rows	Louvers Length	Opening Area (in ²)
	Height	Width				
1481L44	5.62	5.50	4	1	4	4.5
1481L66	7.87	7.50	14	2	2	5.3
1481L88	10.56	10.50	18	2	4	20.2

Type 3R Louvered Vent Kits



Features

- Provides ventilation in enclosures for either Indoor or outdoor locations
- Gasketed sealing kit provides protection to nema 3R
- Aluminum filter mesh provides ingress protection for both solid debris and outdoor rain conditions
- Easily field install kit includes all hardware.
- Louver plates are offered in both 14 gauge steel with ANSI61 Gray power coat finish or 304 Stainless Steel
- Sold in QTY 1

Replacement Aluminum Filters

Part Number	Size H x W (in)
LFK55	3.15 x 3.00
LFK56	3.25 x 4.00
LFK66	4.375 x 4.00
LFK68	4.375 x 6.00
LFK88	6.625 x 6.00
LFK610	4.563 x 8.00
LFK810	6.938 x 8.00
LFK1110	9.313 x 8.00
LFK1510	14.062 x 8.00

Part Number		Overall Size H x W (inches)	Number of Louvers	Louver Length (inches)
ANSI 61 Gray	Stainless Steel			
1481L3R55GY	1481L3R55SS	5.56 x 5.30	3	3.00
1481L3R56GY	1481L3R56SS	5.30 x 6.30	3	4.00
1481L3R66GY	1481L3R66SS	6.40 x 6.30	4	4.00
1481L3R68GY	-	6.40 x 8.30	4	6.00
1481L3R88GY	-	8.69 x 8.30	6	6.00
1481L3R610GY	-	6.62 x 10.30	4	8.00
1481L3R810GY	-	9.0 x 10.30	6	8.00
1481L3R1110GY	-	11.37 x 10.30	8	8.00
1481L3R1510GY	-	16.12 x 10.30	9	8.00

Ventilation Kit Type 4X



- Designed to equalize internal / external pressure and temperature
- Ventilators assist in condensation prevention by allowing enclosures to breathe
- Internal baffles create airflow pattern that allows air to pass between inside the enclosure to the outside environment
- Molded in corrosion resistant polycarbonate material finish in RAL7035 Light Gray
- Designed for use with enclosure wall thickness from 16 gauge to 1/4 "
- Compatible for use with both metallic and non metallic enclosures
- Installation template included
- Package quantity 2

Part No.	SDVN4XN2
-----------------	----------

Ingress Protection	UL & CSA Type 1,3R,4, 4X IP66
Material	Injected Molded Polycarbonate
Gasket Material	(FIP) Polyurethane
Operating Temperature	266 F to -31F (130 C to -35 C)
Flamability	V-O per UL94
Outdoor rating	UV rating (f1) per UL746C-UV stabilized

Technical references and CAD downloads available at www.hammondmfg.com

All dimensions in inches unless specified otherwise

Climate Control Ventilation

Quality Products. Service Excellence.

Thermostats



Features

- Designed to provide air temperature control and monitoring in cabinets.
- Thermostat NC (Normally Closed) for the control of heaters and heater fans.
- Thermostat NO (Normally Open) for the control of cooling units, or for switching signal transmitters in case of overheating.
- Available in Fahrenheit or Celsius.

NC - Normally Closed (Red)

- Used in conjunction with heaters.
- Contact opens when rising temperatures reach the set point temperature, shutting heater off.

NO - Normally open (Blue)

- Used in conjunction with fans.
- Contact closes when rising temperatures reach the set point temperature, turning fan on.

Climate Control Temperature Controls and Accessories

Part No.	Scale	Contact Type	Dimensions	
			Height x Width x Depth	Switching Capacity
SKT011409NC	F°	Normally Closed	2.8 x 1.5 x 1.4	15A @ 120VAC, 10A @ 240VAC, 30W @ DC
SKT011409NC-C	C°	Normally Closed	2.8 x 1.5 x 1.4	15A @ 120VAC, 10A @ 240VAC, 30W @ DC
SKT011419NO	F°	Normally Open	2.8 x 1.5 x 1.4	15A @ 120VAC, 10A @ 240VAC, 30W @ DC
SKT011419NO-C	C°	Normally Open	2.8 x 1.5 x 1.4	15A @ 120VAC, 10A @ 240VAC, 30W @ DC

Sensor Element:	Thermostatic bi-metal
Switching difference (hysteresis):	+ or - 4°F (+or- 3°K)
Adjustment Range:	30 - 140°F / 0 - 60°C
Noise Suppression:	N (according to VDE 0875)
Connection:	2 pole terminal for AWG 14 (2.5 mm ²)
Mounting:	Easily installed by clip mounting on 35 or 38mm DIN rail (included)
Housing:	Flame retardant plastic UL94VO
Color:	Gray (SB)
Protection:	IP20
Approval:	UL Recognized Component, cUL Recognized Component, CE

Twin Thermostats



Features

- Designed to provide air temperature control and monitoring in cabinets
- Twin thermostats integrates two independently switchable thermostats, unlike thermostats with changeover contacts, connected devices can be switched in different temperature ranges.
- Available with N.C/N.O., N.C/N.C., N.O/N.O.

Scale: (Fahrenheit)	SKTD541	Part Number SKTD542	SKTD543
Scale: (Celsius)	SKTD541C	SKTD542C	SKTD543C
Type of contact:	N.C. / N.O. with spring contact	N.C. / N.C. with spring contact	N.O. / N.O. with spring contact
Suitable for the operation of	Fan and Heater	Heaters and Alarms	Fans and Alarms
Switching tolerance:	+ - 4K		
Switching Capacity:	N.C. 240 VAC /10A N.O. 120 VAC / 15 A DC max 30watts		
Adjustment Range:	32-140° F / 0-60° C		
Connection:	Screw terminal for AWG 14 / (2.5mm ²)		
Mounting:	Clip mounting on 35 mm DIN rails		
Dimension	Height 3.17" (80.5mm) Width 2.32" (59mm) Depth 1.5" (38mm)		
Housing:	Flame retardant plastic UL94VO		
Color:	Light Gray RAL7035		
Protection:	IP20		
Approval:	UL Recognized Component, cUL Recognized Component, CE		

Mechanical Humidistat



Features

- Mechanical Humidistat regulates the control of heaters or fans whenever the preset level of relative humidity.

Part No.	Dimensions Height x Width x Depth	Switching Capacity
SKH600NCC	3.5 x 1.5 x 1.8	NOC FAN AC 120 V - 2A
		NOC FAN AC 240 V - 2A
		NCC Heater AC 120 V - 5A
		NCC Heater AC 240 V - 5A
		DC 30 Watts

Control Range:	40 to 90% r.H.
Differential Gap:	Approximately 5%
Switch Point Accuracy:	+/- 4% based on 50% r.H.
Working Temperature Range:	30°F to 140°F (0°C to 60°C)
Storage Temperature:	-5°F to 180°F (-20°C to 80°C)
Type of Contact:	Change-over switch
Sensor:	Polyamide band
Type of Connection:	2-pole clamp, For AWG14 (2.5mm ²)
Color:	RAL 7035 - Grey
Protection Category:	IP20
Mounting:	Easily installed by clip mounting on 35mm DIN rail (7 included)
Approval:	CE

Technical references and CAD downloads available at www.hammondmfg.com

All dimensions in inches unless specified otherwise

Quality Products. Service Excellence.

Humidity and Temperature Control



Features


- Designed to provide both air temperature and humidity control as well as monitoring in electrical and electronic enclosures.
- Independently senses the relative humidity and temperature. Resistive and inductive loads (heaters or filter fans) can be switched.
- Highly effective in ATMs, parking control gates, ticket dispensers and traffic control systems where equipment is exposed to wide ranging outdoor elements.

Dimensions			
Part No.	Height x Width x Depth	Temperature Display	Operating Voltage
SKTH012009	3.0 x 2.4 x 1.77	+32 to + 140 F	100 - 240 VAC 50/50 Hz (min 90 V , max 265 V)
SKTH012009-C	3.0 x 2.4 x 1.77	0 to +60 C	100 - 240 VAC 50/50 Hz (min 90 V , max 265 V)

Switching Difference (temperature)	2K (+/- 1K at 25C (+77F) 50% RH)
Switching Difference (humidity)	4% RH (+/- 1K at 25C (+77F) 50% RH)
Setting range (humidity)	50 to 90% RH
Reaction time	aprox 5 sec
Contact type	Change over (relay)
Service life	NO/NC 30,000 cycles
Max Switching Relay output	10A Resistive / 1.6A inductive @ 240 VAC 0.6 @ 60 VDC
Max inrush current	AC 30 A for 10 sec
Case	Plastic UL 94V-O light Gray
Mounting	35 mm Din rail
Weight	3.5 oz . 100g
Protection	IP20
Approvals	UL file E164102 / UR componet / CE

Filter Kits

For DTS3XXX Series



- Field install kit for Condenser Fan intake
- Washable Aluminum mesh

Part Number	Description
18881500008	Filter kit for DTS 3021/3031 series
18881500005	Filter kit for DTS 3041/3061 series
18881500009	Filter kit for DTS 31xx series
18881500006	Filter kit for DTS 31x1SL/31x5 series
18881500001	Filter kit for DTS 32xx series
18881500007	Filter kit for DTS 32x5 series
18881500010	Filter kit for DTS 34xx series
18881500004	Filter kit for DTS 36xx series

Condensate Bottle



Features

- External container for collecting the accumulating condensed water
- For use with DTS, DTT, PWS series

Part No.	18314000100
-----------------	-------------

Water Condensate Evaporator



- High performance evaporation kit
- Easy to retrofit on any cooling unit

Part No.	KVDTX
-----------------	-------

Technical Data

Max. Water Volume	13.5 oz (400 ml)
Evaporation Rate	3.4 oz/hr (100 ml/hr)
Electrical Data	
Voltage(s)	230v /115v
Frequency	50/60 Hz
Voltage Range	100-240v
Max. Power	125 W
Power Range	20-110 W
Nominal Current	0.5 A (230v) / 0.8 A (115v)
Starting Current	1.3 A
Zero Water Current	0.09 A (230v) / 0.18 A (115v)
Mechanical Data	
Height x Width x Depth	3.35" x 10.35" x 4.00"
(85 x 263 x 102 mm)	
Finish	Stainless Steel
Weight	2.6 lbs (1.175 Kg)

Filter Coat



- Provides a filter adhesive with a grease-like consistency which absorbs and traps dust particles.
- 10 oz. bottle with environmentally friendly trigger spray.

Part No.	1475Q
-----------------	-------