

NEW

## InVision Element™ Table



Bring your  
best ideas  
to the table

Ideal for corporate and  
educational settings

Collaborate  
in Comfort

A productivity  
hub where small  
groups work  
together more  
effectively


NEW  
JULY  
2015!



TABLE WIDTH IDEAL  
FOR SMALL SPACES



COVE™ PROVIDES EASY  
POWER ACCESS FOR DEVICES



1" LAMINATE WITH  
MATCHING EDGE BAND



## InVision Element™ Table

### PRODUCT DIMENSIONS

WIDTH	42"W
LENGTH	60", 72", 96"
HEIGHT	27", 30", 42"

### OPTIONS (WHEN ORDERING SEPARATELY)

37130	DISPLAY STAND
99044	COVE™ POWER MODULE (BLACK OR SILVER)

### WARRANTY

10-year

## NOW AVAILABLE WITH NEW LAMINATE COLOR CHOICES!

### Easy Equipment Management

- 7" wide wiring channel supports most power and communication modules
- Wiring channel extends to end of table
- Optional affordable display stand holds up to 100 pounds

### Modular Choices

- Available in 27", 30", and 42" heights
- Two leg styles to choose from: designer T-leg or post leg
- Available in 60", 72", and 96" table lengths

### Convenience and Function

- One-piece worksurface made with 1" high-pressure laminate makes this one of the most durable tables in the industry
- Optional Cove™ Power Module seamlessly integrates power and USB charging ports

### Designed for Connection

- Individuals become team players in a collaborative environment
- Simple, elegant, and clean design promotes concentration and communication



(pending)

# Touchboards

205 Westwood Ave, Long Branch, NJ 07740  
Phone: 866-94 BOARDS (26273) / (732)-222-1511  
Fax: (732)-222-7088 | E-mail: sales@touchboards.com



800-235-1262 / 715-723-6750 / WWW.SPECTRUMFURNITURE.COM

925 FIRST AVENUE, CHIPPEWA FALLS, WI 54729 / 800-235-1262 / 715-723-6750 / WWW.SPECTRUMFURNITURE.COM



## Build Your Perfect Table

Questions?  
Please contact Spectrum customer service today!  
800-235-1262



Simply follow each step below to generate your InVision Element Table Product Order Number.  
Record the letter or number code from each step in the corresponding boxes in this order generating chart.

INVISION ELEMENT TABLE	1 LAMINATE	EDGE COLOR	2 METAL FINISH	3 LEG	4 WORKSURFACE	5 STAND	6 # COVES	7 COVE COLOR	8 CUTOUT
3 7 1 2 8									


### 1 Choose Your Laminate and Edge Band Color

#### STANDARD LAMINATE EXPRESSIONS



Fusion Maple  
with matching Edge Band

ORDER CODE **FM FM**



Indigo Organix  
with Black Edge Band

ORDER CODE **IO BK**



Wild Cherry  
with matching Edge Band

ORDER CODE **CH CH**

#### ADDITIONAL DESIGNER LAMINATE EXPRESSIONS




Black  
with matching Edge Band

ORDER CODE **BK BK**



Bronze Legacy  
with matching Edge Band

ORDER CODE **BL BL**




Desert Zephyr  
with matching Edge Band

ORDER CODE **DZ DZ**



Morro Zephyr  
with matching Edge Band

ORDER CODE **MO MO**



Natural Tigris  
with matching Edge Band

ORDER CODE **NT NT**



Misted Zephyr  
with Silver North Sea Edge Band

ORDER CODE **MZ SN**



Pewter Mesh  
with matching Edge Band

ORDER CODE **PM PM**




Steel Mesh  
with matching Edge Band

ORDER CODE **SM SM**



Twilight Zephyr  
with matching Edge Band

ORDER CODE **TZ TZ**



White Fiesta  
with Black Edge Band

ORDER CODE **WF BK**



Castle Oak  
with matching Edge Band

ORDER CODE **CK CK**



Colombian Walnut  
with matching Edge Band

ORDER CODE **CW CW**



Empire Mahogany  
with matching Edge Band

ORDER CODE **EM EM**



Nepal Teak  
with matching Edge Band

ORDER CODE **NP NP**


Note: Color samples are approximate. All edge band will match your chosen laminate or as shown, unless you specify differently. For more details about the laminates and edge bands available and to request samples, visit [spectrumfurniture.com/expressions](http://spectrumfurniture.com/expressions).

### 2 Choose Your Metal Finish

#### STANDARD METAL COLOR EXPRESSIONS




ORDER CODE **B**  
Black



ORDER CODE **CM**  
Champagne Metallic



ORDER CODE **D**  
Dark Gray



ORDER CODE **S**  
Silver Sparkle

### 3 Choose Your Leg Option (MATCHES METAL COLOR)



ORDER CODE **T1**  
T-Legs 27"H

ORDER CODE **T2**  
T-Legs 30"H

ORDER CODE **T3**  
T-Legs 42"H



ORDER CODE **P1**  
Post Legs 27"H

ORDER CODE **P2**  
Post Legs 30"H

ORDER CODE **P3**  
Post Legs 42"H

### 4 Choose Your Worksurface




ORDER CODE **1**  
60" x 42"

ORDER CODE **2**  
72" x 42"

ORDER CODE **3**  
96" x 42"

### 5 Choose Your Display Stand (MATCHES METAL COLOR)



ORDER CODE **0**  
No Display Stand



ORDER CODE **1**  
Display Stand

### 6 Number of Cove™ Power Modules

ORDER CODE **0**  
No Cove™ Power Module



ORDER CODE **1**  
One Cove™ Power Module (centered)




ORDER CODE **2**  
Two Cove™ Power Modules (centered)

### 7 Choose Your Cove™ Power Module Color

ORDER CODE **0**  
No Cove™ Power Modules



ORDER CODE **B**  
Black Cove



ORDER CODE **S**  
Silver Cove

### 8 Choose Your Custom Cutout

ORDER CODE **0**  
No Custom Cutouts

ORDER CODE **1**  
Custom Cutouts (will increase lead time and additional charges will apply)