

JBC

www.jbctools.com

INSTRUCTION MANUAL



FAE1 H13 Filter

Ref. FAE1-100

Packing List

The following items should be included:

FAE1 H13 + Carbon + M5 Filter.....1 unit
Ref. FAE1-100


Manual 1 unit
Ref. 0022639



Filter replacement



Connect the filter tube to the quick coupling placed on the metal sheet

 The filter has a given position. Make sure the filter ribs mate with the corresponding slots.

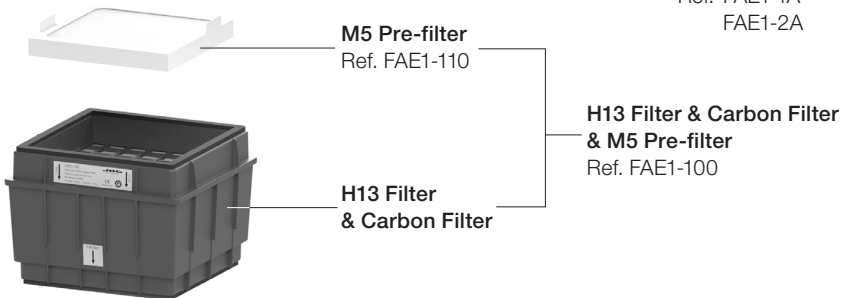
Filter replacement

- The unit notifies through both the display and the Filter saturation indicator when filters need maintenance.
- To replace the filters remove the cover by opening the quick release levers of the casing.
- See Filter positioning instruction on page 2.
- Once the FAE1-100 filter has been replaced, the carbon filter counter must be reset. (Main Menu > Filter set > Reset carbon)
The duration of the FAE1-100 filter is 1 year maximum once its packaging is opened.
- If the filter is changed while the fume extractor is on, once the cover is placed the equipment starts an automatic filter detection process, activating aspiration for a few seconds.



Filter saturation indicator:
Green: Filter OK
Yellow: - $\leq 20\%$ carbon lifetime
 - $\geq 80\%$ Saturation
Red: - End of carbon lifetime
 - Filter saturated

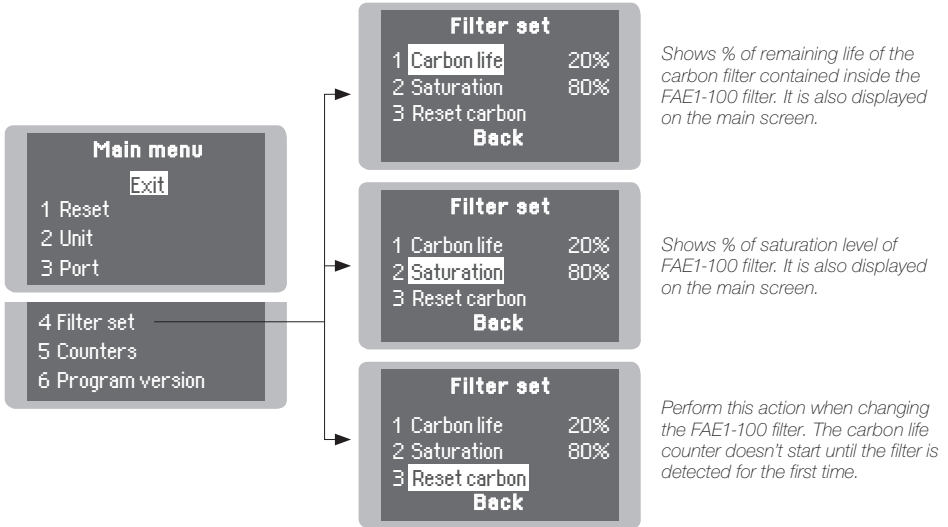
Fume Extractor
Ref. FAE1-1A
 FAE1-2A



Read safety guidelines to do the equipment maintenance securely.

Control Process

Filter Menu



Warning & Errors

WARNING #1
Useful filter life is about to wear out. In 5 days the filter life is going to finish.

*≤ 20% carbon lifetime
(Filter indicator in Yellow)*

WARNING #2
Filter is about to obstruct.

*≥ 80% Saturation
(Filter indicator in Yellow)*

STOP #1
Useful filter life is worn out. Replace it and execute reset function in the filter menu.

*End of carbon lifetime
(Filter indicator in Red)*

STOP #2
Filter obstructed. Replace the pre-filter, if the error remains, replace the HEPA+carbon filter set.

*Filter saturated
(Filter indicator in Red)*

STOP #3
Filter not detected. Place a filter in order to use the fume extractor.

*No filter installed
(Filter indicator in Red)*

Safety



It is imperative to follow safety guidelines to prevent electric shock, injury, fire or explosion.

- The equipment is only designed to filtrate the fumes generated by soldering.
- Do not use the units for the filtration of combustible, explosive or corrosive gases. Incorrect use may cause fire.
- Maintenance must not be carried out by children unless supervised.
- Keep your workplace clean and tidy. Wear appropriate protective mask, glasses and gloves when handling dirt filter or pre-filter.
- Saturated filters can not be cleaned and reused.
- Avoid blowing the filter or the dirty parts of the equipment, if necessary it is advisable to vacuum.
- Avoid losing particles in the unit during handling of the filter.
- Treat the saturated filters as waste depending on the filtered contaminant and the applicable standars in each country.

European Waste Catalog classification:

15 02: Absorbents, filter materials, wiping cloths and protective clothing.

15 02 02: Absorbents, filter materials (including oil filters not otherwise specified, wiping cloths, protective clothing contaminated by dangerous substances.

15 02 03: Absorbents, filter materials, wiping cloths and protective clothing other than those mentioned in 15 02 02.

- In case of not complying with the filter change recommendations, the maximum particle and gas concentrations established in each country could be exceeded.

Specifications

- Net Weight: 2.89 kg (6.37 lb)
- Dimensions: 281 x 268 x 197 mm (11.06 x 10.55 x 7.74 in)
- Pre-filter: Medium dust filter M5 (EN 779)
- Main Filter: H13 particle filter (EN 1822)
Activated carbon filter

Complies with CE standards.

JBC

Warranty

JBC's two-year warranty covers this equipment against all manufacturing defects, including the replacement of defective parts and labour. Warranty does not cover product wear or misuse. In order for the warranty to be valid, equipment must be returned, postage paid, to the dealer where it was purchased.



This product should not be thrown in the garbage.
Saturated filters must be collected and returned to an authorized recycling facility.



Manuals in other languages are available on our website

www.jbctools.com