


Mastercool uses only **(GRADE 5 HOSE)** with a selection of standard and nylon barrier for high pressure applications. Knurled brass nuts make finger tightening easy. **Crimped with 8 segment dies for secure fit and maximum durability.** Hoses are available in sets and a variety of lengths to meet all EPA, SAE and UL requirements for containment of refrigerant. **Sets include one blue, one red and one yellow hose.**



## STANDARD & HIGH PRESSURE HOSES W/STANDARD FITTINGS (1/4" SAE)



R12, R502 Standard Hoses, Working Pressure 600 PSI, Burst 3000 PSI


HOSE LENGTH	36"	60"	72"	96"
Blue 1/4" x 1/4"	41361	41601	41721	41961
Yellow 1/4" x 1/4"	41362	41602	41722	41962
Red 1/4" x 1/4"	41363	41603	41723	41963
<b>SETS 1/4" x 1/4"</b>	<b>40336</b>	<b>40360 &gt;&gt;POPULAR&lt;&lt;</b>	<b>40372</b>	<b>40396</b>

R22, R32, R410A Nylon Barrier Hoses, Working Pressure 800 PSI, Burst 4000 PSI

Blue 1/4" x 1/4"	47361	47601	47721	47961
Yellow 1/4" x 1/4"	47362	47602	47722	47962
Red 1/4" x 1/4"	47363	47603	47723	47963
Black 1/4" x 1/4"	47364	47604	47724	47964
<b>SETS 1/4" x 1/4"</b>	<b>47336</b>	<b>47360 &gt;&gt;POPULAR&lt;&lt;</b>	<b>47372</b>	<b>47396</b>
Black 1/4" hose w/(3/8" x 3/8" fitting)	48364	48604	48724	48964



## STANDARD & HIGH PRESSURE HOSES W/AUTOMATIC SHUT-OFF VALVE FITTINGS (1/4" SAE)



R12, R502 Standard Hoses, Working Pressure 600 PSI, Burst 3000 PSI

HOSE LENGTH	36"	60"	72"	96"
Blue 1/4" x 1/4"	45361	45601	45721	45961
Yellow 1/4" x 1/4"	45362	45602	45722	45962
Red 1/4" x 1/4"	45363	45603	45723	45963
Black 1/4" x 1/4"	N/A	N/A	N/A	N/A
<b>SETS 1/4" x 1/4"</b>	<b>45336</b>	<b>45360 &gt;&gt;POPULAR&lt;&lt;</b>	<b>45372</b>	<b>45396</b>


R22, R32, R410A Nylon Barrier Hoses, Working Pressure 800 PSI, Burst 4000 PSI

Blue 1/4" x 1/4"	46361	46601	46721	46961
Yellow 1/4" x 1/4"	46362	46602	46722	46962
Red 1/4" x 1/4"	46363	46603	46723	46963
Black 1/4" x 1/4"	46364	46604	46724	46964
<b>SETS 1/4" x 1/4"</b>	<b>46336</b>	<b>46360 &gt;&gt;POPULAR&lt;&lt;</b>	<b>46372</b>	<b>46396</b>

Auto shut-off valves automatically retain refrigerant in the service hose when they are removed from the system, meets EPA, SAE and UL standards for containment of refrigerant.



## STANDARD & HIGH PRESSURE HOSES W/MANUAL SHUT-OFF VALVE FITTINGS (1/4" SAE) >> RECOMMENDED FOR R410A <<



R12, R502 Standard Hoses, Working Pressure 600 PSI, Burst 3000 PSI

HOSE LENGTH	36"	60"	72"
Blue 1/4" x 1/4"	90263-36	90263-60	90263-72
Yellow 1/4" x 1/4"	90264-36	90264-60	90264-72
Red 1/4" x 1/4"	90265-36	90265-60	90265-72
<b>SETS 1/4" x 1/4"</b>	<b>90262-36</b>	<b>90262-60</b>	<b>90262-72</b>

R22, R32, R410A Nylon Barrier Hoses, Working Pressure 800 PSI, Burst 4000 PSI

Blue 1/4" x 1/4"	49263-36	49263-60	49263-72
Yellow 1/4" x 1/4"	49264-36	49264-60	49264-72
Red 1/4" x 1/4"	49265-36	49265-60	49265-72
<b>SETS 1/4" x 1/4"</b>	<b>49262-36</b>	<b>49262-60 &gt;&gt;POPULAR&lt;&lt;</b>	<b>49262-72</b>
Red 1/4 x 5/16"	49265-36-JT	49265-60-JT	49265-72-JT
Blue 1/4 x 5/16"	49263-36-JT	49263-60-JT	49263-72-JT
<b>SETS Red/Blue 1/4 x 5/16", Yellow 1/4 x 1/4"</b>	<b>49262-36-JT</b>	<b>49262-60-JT</b>	<b>49262-72-JT</b>