



Vision

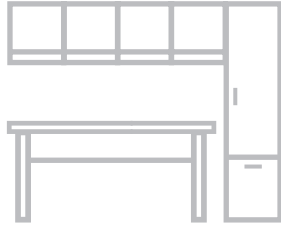
price list

GSA Contract GS-28F-0030U
SIN #33721

JSI Price Lists

Tables + Casegoods

[Bourne Tables](#)
[Brogan](#)
[Copilot](#)
[Draft](#)
[Finale](#)
[Native](#)
[Nosh](#)
[Prost](#)
[Reef](#)
[Romy](#)
[Traditional](#)
[Trail](#)
[Walden](#)
[Wellington](#)
[Accessories](#)



Anthology

[Anthology](#)



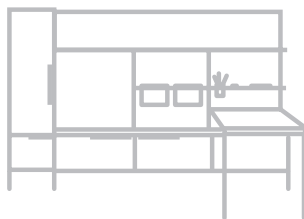
Lok

[Training Tables](#)
[Teamwork Tables](#)
[Conference Tables](#)
[Occasional Tables](#)



Flux

[Private Office](#)



Vision

[Casegoods](#)
[Tables](#)



Seating

Americana	Newton
Arwyn	Oxley
BeSpace	Pillow
Boston	Poet
Bourne Seating	Protocol
Bryn	Proxy
Caav	Ramona
Collective Motion	Ria
Connect	Sosa
Cosgrove	Teekan
Finn Nu	Totem
Garvey R5	Wink
Gatsby	
Harbor	
Henley	
Hoopz	
Indie	
Jude	
Knox	
Mackey	
Madison	
Maru	
Millie	
Moto	



Healthcare

[Seating](#)
[Kindera](#)
[Satisse](#)
[Somna](#)
[Scroll](#)
[Casework](#)
[Forge](#)



Environmental Mission

Our vision and goal is a sustaining supplier, manufacturer and customer for the long term protection and preservation of our environment for future generations.

MISSION

To achieve this vision, we are dedicated to ensuring the health and wellbeing of all of our partners, reducing negative impact on the environment, and maintaining price structure by increasing efficiencies and reducing consumption.

JSI, and it's parent company, is an internal manufacturer and has been an environmentally conscious organization for more than 80 years.

We are proud to use wood as our primary sustainable material resource and all corporate policies and procedures support the efforts to "recover, recycle, reuse, repurpose, reduce, refuse, and re-engineer". In doing this, we are committed to the conservation of the environment and its natural resources as well as encouraging our suppliers and customers to do the same. A goal of a "Sustainable Partnership", supplier, manufacturer and customer, is essential for the long term protection preservation and sustainability of our environment for future generations.

LOCATION

Our manufacturing facilities are located in the center of Southern Indiana. With our diverse product offering and manufacturing capabilities, we provide a single source for all of your project needs allowing you to conserve our fossil fuels and reduce greenhouse gases.

PACKAGING

We place emphasis on the minimal use of disposable packaging while still providing adequate protection to the finished product. Our corrugated packaging is recyclable, reusable, and up to 100% recycled content. We reuse or recycle more than 175 tons of corrugated material annually.

REGULATORY

All of our manufacturing facilities are in compliance with applicable OSHA regulations and meet or exceed all applicable DEM and EPA regulations for air emissions, storm water and hazardous waste disposal.

MANUFACTURING FACILITIES

Our manufacturing facilities are geared toward eco-efficiency and are encouraged to continually improve and conserve. Solid wood not used in the direct manufacturing process is recovered for the operation of our dry kilns, thus reducing greenhouse gases, the use of fossil fuels, and the burden of waste placed on landfills. Composite panels not used in the direct manufacturing process are ground and sold for use as animal bedding and boiler fuel. In addition to other energy savings techniques, our manufacturing facilities use high efficient lighting, make use of power factor capacitors, and encourage all to conserve and reduce energy consumption and water usage. Condensation pumps are used to aid in water conservation as well as extending boiler life.

MANUFACTURING PROCESSES

Our finish processes utilize efficient spray guns and proper spray techniques to reduce wasted material. Excess finish material, solvents, and waste are recycled. Many of the assembly processes use water based glues that contain no hazardous ingredients.

TEXTILES

Many of our fabric options utilize up to 100% recycled content. Our leather alternative program includes selections that contain no toxic materials, plasticizers, heavy metals, or formaldehyde and have a 100% biodegradable back cloth. Some of the available panel fabric used, if discarded is a biological nutrient for the soil. Most of the components (foam, batting, and polycord) used in upholstered products are recyclable. Excess fabrics and leathers not utilized in the upholstery process go to recyclers and local charities for additional use.

WOOD

Wood is the most diverse, most process friendly, and most widely utilized natural resource in mankind's history. No other natural resource can match the environmental advantages of wood, including being renewable, recyclable, natural, carbon negative, and biodegradable. Utilizing the sun's energy, trees grow and remove carbon dioxide from the air while giving off oxygen to benefit the entire planet. Approximately 49% of wood's dry weight is carbon and harvesting mature trees in a sustainable forest, which has slowed in the absorption of carbon dioxide, allows the photosynthetic cycle to continue at full optimization and allow for the carbon to remain sequestered. We are proud to use wood as our primary "sustainable" renewable resource.

WOOD OPTIONS

Many environmentally friendly solid wood and engineered wood options are available for quote, including: Lyptus®, Plyboo®, reclaimed woods, agricultural and post-consumer waste fiber products, etc.

INDOOR AIR QUALITY

Our goal is to reduce the impact our products will have on the indoor air quality. We practice the latest technologies and utilize a third party to assure we meet this goal. GreenGuard, one of the leaders in IAQ certification, continues to certify our product offering with UL2818-GreenGuard Indoor Air Quality certification.

PARTNERSHIPS

BIFMA
Business and Institutional Furniture Manufacturer Association
 USGBC
United States Green Building Council
 IIDA
International Interior Design Association
 FSC
Forest Stewardship Council - Forestland
 UL GreenGuard
Indiana Department of Natural Resources - Division of Forestry - Classified Forest, Wildlands Program

Lifetime Warranty

JSI warrants to the original purchaser that each piece of furniture will be free from defects in workmanship, given normal use and care for as long as the original customer owns and uses the product. Normal use is defined as the equivalent of a single shift, 40-hour work week.

JSI will, at its option, repair or replace with comparable product within the terms of the warranty.

Exceptions to Warranty:

12 Years (from date of purchase)

- Wood Seating
- Seating Controls
- Pneumatic Cylinders
- Laminate Surfaces
- Veneer Surfaces
- Solid Surface Components
- Somna, Kindera, Satisse and Forge in multi-shift environment except components as specifically identified below

10 Years (from date of purchase)

- Recliner Mechanisms and Associated Levelers (regardless of shift usage)

5 Years (from date of purchase)

- Casters (including recliner central locking)
- Glides (including MagLinx™)
- Electric Height Adjustable Bases
- Task Lights
- Mesh/Knit Materials
- Electrical Components
- Foam
- Recliner Heat Components

This Warranty Does Not Cover:

- Natural variations in color, grain or texture of wood and other covering materials over which JSI has no control
- Normal wear, color fastness, shrinkage, puddling, wrinkling and stretching of upholsteries including fabric, vinyl, leather and other textiles. This warranty does not cover any defects that may arise in the use of COM or COL upholstery materials. Textile manufacturer’s warranty will apply.
- Damages resulting from transportation, improper assembly, installation, handling, accident, user modification attachments, misuse, or neglect of product care.
- Damage resulting from extreme climate conditions
- Finish damages resulting from normal wear and tear, improper maintenance, water damage, exposure to sunlight, extreme high or low humidity or temperature, or other acts of nature.
- Damage created by loading file drawers with anything other than hanging folders.
- Use of any unauthorized non-JSI components for use in the place of JSI components, including but not limited to worksurfaces, bases, brackets, or other essential components.

Replacement components are warranted for a duration of 2 years or for the remaining duration of the initial warranty, whichever extends further.

Textile supplier’s warranty will apply. Given the diverse range of cleaning agents used by various facilities, it is advisable to conduct testing on each textile choice using the facility’s designated cleaning techniques prior to placing an order.

JSI makes no expressed or implied warranties to any product and, in particular, makes no warranty of merchantability of fitness for any particular purpose. JSI will not be liable for any consequential or incidental damages under this warranty.

Unique Characteristic of Natural Woods and Veneers

JSI uses high quality wood and veneer harvested from sustainably managed forests. Every tree has unique and defining characteristics, like fingerprints. These characteristics can be defined by differences in color, grain configuration, and textures. These characteristics will be more noticeable if the product has a clear or lighter finish.

JSI uses select beech, cherry, maple, oak and walnut cut wood products to produce the desired look of our furniture products.

Maple and Cherry species have a higher degree of uneven distribution of grain, small color streaks, and pin knots.


At JSI, we take care of selecting woods and veneers that are used in our products. With this in mind, we hope you appreciate the beauty of each tree’s fingerprints. Products will not be replaced due to these natural characteristics.

Veneers can be sliced in a variety of ways to create unique patterns. JSI uses several different patterns, as shown below.

Flat (Plain) Cut as shown



Quarter Sliced as shown



Double Cut as shown



Rift Cut as shown



Double Cut

The Double Cut veneer is a processed product that has at least two cuttings to create the final veneers. These cuts of veneer strands are dyed and layered into a block to create variation of patterns from a very tight grain pattern to an exotic figure grain pattern.

JSI offers two collection of veneer, our Essentials and Artisan Collections.

Essentials

The Essentials Collection allows users to specify beautiful veneers, without sacrificing budget, providing grain patterns and hues for maximum material flexibility and style range.

Artisan

The Artisan Collection provides a curated selection of finishes expressing an elevated style and contemporary nature.

Laminates (Veneer Series)

An alternative HPL (Higher Pressure Laminate) laminate work surface can be specified on most of our casegood product lines. The specification pages will also list the available coordinating finishes.

Laminate Series

JSI laminate series offer a full laminated product with imprinted grain to hide finger prints and provide durability. The worksurface tops are HPL (High Pressure Laminate) or TFL (Thermal Fused Laminate). TFL is used on the product’s chassis.

An overview of finishes and laminates appear on page IV, detailing which species each veneer finish is applied to.

Series Material Offering

Select finishes, species and materiality are available on a per series offering, with JSI curating the correct palette offering for the series intent. Please refer to each series feature highlights within the product pages to identify the material, species, grain patterns and finishes available for that specific series.

JSI Core Materials

For projects requiring similar finishes across multiple series, JSI recommends using our Core Materials program. Finishes in this group are offered throughout the vast majority* of JSI products in the three main material categories Essentials and Artisan Veneer, Laminate and Solid Maple, in a spectrum of light to dark.

*note: not applicable to all series, for example BeSpace only offers clear veneer finish.

Finish - Top Coat

To reduce hazardous formaldehyde emissions, we use our proprietary specially designed top coat, DuraTex™. It significantly reduces hazardous formaldehyde emissions and helps improve indoor air quality.

Finish - Color/Stains

A wide range of stains are available to bring out the beautiful characteristics of each wood species. We coordinate finish color between our veneer stains and solid lumber stains; however, not all may be a perfect match. The stains are continually reviewed for accuracy of color, as well as a constant monitoring of the latest color trends in the furniture market.

Finish - Matching

Due to the natural characteristics of wood, environmental effects, and material upgrades, JSI cannot guarantee exact finish matches on existing furniture previously ordered.

If an exact match is required to accompany existing furniture, it must be specified at the time of order placement, so specific internal procedures can be followed to ensure a proper and acceptable finish match. We reserve the right to change our finish formula at any time to improve safety, quality, and appearance. Unless a finish match for existing furniture is requested at the time of ordering, we accept no liability for finish that may not match the existing furniture from prior orders.

Solid lumber may inherently have mineral streaks, pits, and various other natural occurrences. Care is taken in selecting the solid lumber to coordinate with the requested finish on our veneer products. This internal selection process is subject to availability of solid lumber parts.

Finish Sheen

All casegood veneer finishes are standard in 35-sheen, with the exception of Raven, which is only offered in 15-sheen. All other finishes are available in 15-sheen, with a 5% upcharge, per model.

Custom/Special Finishes

JSI, upon request, will accommodate special finishes. A written request is required to proceed with custom finish orders. A sample reference is required for first-time matches and must be included with the written request.

There is a charge of **\$412 list per order** for any non-standard wood finish.

Orders will be entered noting the special finish. A sample match will be provided to the customer. Written approval is needed before the finish process can be started. Delays in approval may have an impact on lead times.

Every effort will be made to create the requested match; however, an acceptable match may not be possible because of natural variations of wood. These natural variations can also cause minor differences in the final finish product.

Use standard pricing and option pricing for each line item with a special finish, unless additional modifications have been specified. For items available in both Essential and Artisan veneers, apply the Essentials pricing.

Samples

Samples of standard wood finishes, paints colors, metal colors, and standard laminate are available upon request. The fastest way for requests to be filled is by using our website. See below for options to request samples.

Website – jsifurniture.com (click the resource tab)
 JSI Sales representatives
 Phone – 800.457.4511 – Customer Service
 Email – customerservice@jaspergroup.us.com

Veneer Finish and Laminate Overview

Designator	Finish	Veneer Collection	Veneer Species	Laminate	Core Program
BAR	Barrel	Artisan	White Oak- Double Cut	n/a	N
BRK	Brickdust	Essentials	Cherry	HPL & TFL	Y
BUF	Buff	Artisan	White Oak- Double Cut	n/a	N
CSK	Cask	Essentials	Walnut	HPL & TFL	Y
CND	Cinder	Artisan	White Oak- Double Cut	n/a	N
CLY	Clay	Essentials	Cherry	HPL & TFL	Y
EGR	Egret	Artisan	White Oak- Double Cut	HPL & TFL	N
FAW	Fawn	Essentials	Linear - Double Cut	HPL & TFL	Y
FLX	Flax	Essentials	Maple	n/a	N
FLN	Flint	Essentials	Linear - Double Cut	HPL & TFL	Y
LOF	Loft	Essentials	Linear - Double Cut	HPL & TFL	Y
MES	Mesa	Essentials	Cherry	HPL & TFL	Y
MIN	Mineral	Essentials	White Oak- Double Cut	HPL & TFL	Y
MCH	Mocha	Essentials	Walnut	HPL & TFL	Y
OBK	Outback	Essentials	Cherry	HPL & TFL	Y
PIL	Pilsner	Essentials	Maple	HPL & TFL	Y
RAV	Raven	Artisan	Black Oak	n/a	N
RYE	Rye	Artisan	White Oak- Double Cut	n/a	N
SAB	Sable	Artisan	White Oak- Double Cut	n/a	N
SAD	Saddle	Artisan	White Oak- Double Cut	n/a	N
SIE	Sienna	Essentials	Walnut	n/a	N
TRF	Truffle	Essentials	Walnut	n/a	N
UMB	Umber	Essentials	Walnut	HPL & TFL	Y
VAL	Valley	Essentials	Linear - Double Cut	HPL & TFL	Y



Pricing

Prices found in this document or on our website are list prices in U.S. dollars for standard product delivery to one destination. Prices do not include storage, installation, or taxes. Possession of this price list does not constitute an offer to sell. Orders can only be received from approved authorized JSI dealers.

Prices and product information in this document, as well as our website, are subject to change without notice. Reference website for most up to date product offering and pricing.

In our ongoing efforts to minimize ancillary charges. JSI does not include these fees in any calculations for dealer participation fees or commissions in any form. Ancillary charges include but are not limited to special finish charges, special laminate charges and handling fees. When calculating your dealer participation fee or commission earned, please include product lines only and exclude any ancillary charges. Should you have any questions, please call our office for clarification.

Orders

Detailed specification pages are available in the price list at the beginning of each series.

Additional information may be obtained by consulting the Customer Service Department or our website.

Indicate shipping address if different from billing address.

Send Orders To:

US Mail – JSI
225 Clay Street
Jasper, IN 47546
Fax – 812-482-1548
Email – orders@jaspergroup.us.com

JSI reserves the right to make changes in dimensions, styles, or specifications if we believe these changes will improve the safety, quality, or appearance of the product.

Acceptance of orders will be subject to credit approval, barring any acts of governments, or any other causes beyond our control (e.g. strikes, fire, embargo of materials, etc).

Product Modifications

While we offer a wide range of products to accommodate many possible solutions, we also recognize the needs for our products to be modified from our standard offering.

In the series introduction section of each product, we address modification options for that series.

To see if the desired modification is possible, please contact our Customer Service Department for a quote. Note that order quantities and material availability can affect the quote. Additional information may be requested to fully quote modifications.

Order Acknowledgments

All orders will be acknowledged promptly upon entry of a clean order. The acknowledgment will show how the order was entered, ship date and any other information pertinent to the order. It is the purchaser's responsibility to verify all the information on the acknowledgment carefully and notify us immediately, in writing, of any discrepancies.

Every reasonable effort is made to ship as acknowledged; however, the acknowledged ship date is approximate. Company will generally ship within five (5) working days of the acknowledged ship date. If a firm ship date is necessary, customer must inform company at time of order and company will make all reasonable efforts to meet each customer's request. Acknowledged shipping dates are contingent upon the force majeure conditions contained in these terms and conditions.

Cancellations and Changes

All orders are considered firm and are not subject to cancellation or change without approval from JSI. All approved changes are subject to additional charges and revised lead times

Quickship

JSI offers select Vision models, with select options, in our Quickship program. These items ship within 10 business days after receipt of a clean, credit approved purchase order. Items should be placed on order separate from standard lead time models.

Product for up to 10 offices or 10 tables can be included on a single Quickship order. Available capacity is filled by orders as they are received. If normal 10 day Quickship is not available because capacity has been filled, you will be immediately notified by JSI customer service. Changes and cancellations to Quickship orders are not allowed under any circumstances, nor are modifications to the pre-determined Quickship offering. Limit one order per project.

Delivery

Our freight policy consists of prepaid freight to the 48 contiguous states; all other shipments are prepaid to port of exit ONLY. JSI reserves the right to select the appropriate carrier and shipment routes, most shipments are on freight carriers that are dedicated furniture specialists. Standard deliveries require a DOCK that can accommodate 75 foot trucks. Ownership and inspection of product is the responsibility of the buyer upon pickup by the freight carrier. Pricing in this book is for standard delivery only. Standard delivery does not include non-dock delivery, inside delivery, residential delivery or installation of product. Fees and changes for non-standard deliveries are listed below.

Shipping Destination

Changes to ship to locations may not occur within seven days prior to the ship date, however, in atypical situations a **\$268 change fee** will be applied to accommodate additional carrier fees.

Standard Delivery Time

Between 8 AM and 3 PM Monday through Friday. Special delivery requests can be subject to additional fees to accommodate requests.

No Touch Freight

Our freight is considered "no touch". Therefore, customers are to be prepared to unload freight from inside the truck prior to arrival. In the instance that a driver must unload the shipment, driver assists fees will apply (see fees below).

On-Site Deliveries

Shipments to the installation site, and time deliveries are available on full truckloads or slightly less, at no additional charge. Shipments or timed deliveries for smaller shipments may not be available, or if available may require an additional charge.

Detention Fees

- Carriers are given two-hour maximum time allotment to unload for one-stop truckloads.
 - Carriers are given one hour maximum time allotment to unload for multi-stop truckloads
- *Detention fees apply after allotted unloading time and will be at buyer's expense.

Fees

Orders of less than \$1,000 net \$100 net per order
 (If order is UPS shippable, the handling fee is waived and customer is invoiced for exact shipping charges.)
 Weekday deliveries outside of standard delivery times . . . \$332 net
 Weekend deliveries (Saturday or Sunday) \$655 net
 Driver Assist \$100 net
 Jobsite Non-Dock Delivery \$167 net per truck
 Inside Delivery (first floor inside only)- no installation or carton removal \$278 net minimum 7% of net price
 NO RESIDENTIAL DELIVERIES

Warehouse/Storage Fees

Additional storage time with a provided two-week approved notice is calculated at 3% per month of the product amount or per day.

Please be Advised

- Reconsignment fees are the responsibility of the buyer.
- Any charges arising from failure to meet shipment, re-routing while in transit or carrier storage charges are the responsibility of the buyer.
- Contact Customer Service to inquire about skidding of products, special crating of products and product installation. These requests must be approved by JSI and made at the time of order.
- Carriers have the right to refuse delivery to a specified location if it conflicts with their liability policy.

Freight Damage

JSI products are packed in cartons and meet or exceed existing codes for furniture and seating products. All shipments are delivered to the carrier in good condition and our liability ceases thereafter. If delivery arrives short or damaged, contact Customer Service immediately to file a claim. In the event of concealed damage, notify Customer Service and request immediate inspection. Failure to file a claim within 15 days after receipt of merchandise constitutes acceptance and a waiver of any such claims. Please inspect merchandise immediately upon receipt, otherwise there is no recourse. Keep all cartons and packing material, discarding these materials may negate your claim.

Storage of product in areas of uncontrolled humidity and temperature may cause damage to the product and void the JSI warranty.

Repairs

JSI will not issue credit allowance for any type of repairs without prior written consent.

Sales order, product model numbers, and reason for repair will be expected in order to process the repair request. A digital photo will help to expedite the request. JSI reserves the right to recommend solutions for repair.

Replacement Parts

Obtain information and pricing on replacement parts by contacting Customer Service. Please have the model number available when requesting replacement parts. Additional information may be required to ensure proper replacement parts.

Returns

JSI products are made to order and may not be returned for credit. No merchandise may be returned to JSI without a signed Return Good Authorization (RGA) form issued by our Customer Service Department. RGA's will be considered for the following reasons:

1. Manufacturing defect (validated by JSI representative).
2. JSI order processing error.
3. Shipping error.
4. Mis-marked cartons.
5. Duplicate shipments.

Liability for defective merchandise shall be limited to replacement or repair.

If you have questions as to whether your reason for return qualifies for consideration, please contact Customer Service. At the discretion of JSI, returns on stocked items may be considered with the following stipulations:

1. 60% restocking fee.
2. All return freight charges must be prepaid by dealer.
3. Product was never removed from the original carton.
4. Product must be returned within 30 days of RGA issue date.
5. Credit will not be issued if product returned is damaged.
6. Under no circumstances can we accept COD (Cash on Delivery) returns. Any such shipment will be refused.

Please note most models on Quickship are produced on demand and cannot be returned. Modified, special or custom-built product is not eligible for return.

Fire Retardancy

All JSI upholstered components comply with California Bureau of Home Furnishings and Thermal Insulation-Technical Bulletin 117-2013 issued by State of California Department of Consumer Affairs. This standard requires upholstered furniture to be safer from the hazards associated with smolder ignition in all four (4) categories of materials, as applicable.

Compliance with more stringent codes may require special manufacturing considerations and upcharges.

California Technical Bulletin 133 (CAL 133)

JSI uses a barrier material between the foam cushioning and the upholstery cover in order to comply with CAL 133. The standard upcharge on products specified to comply with CAL 133 is **\$88 list per yard** of textile.

JSI has performed a series of full scale fire tests on samples- representing worst case scenarios of upholstered units- to comply with the requirements of the state of California Technical Bulletin 133 (CAL 133). Products in compliance are labeled in accordance of the standards.

Some product designs and fabric cannot be combined to comply with CAL 133. Because of this, we reserve the right to reject any request for an upholstery cover, including COM, textile may not contain olefin or product style that we feel may compromise the integrity or safety of a product specified to comply with CAL 133.

Contact Customer Service for a quote if you require laboratory certification that a specific product and upholstery combination WILL PASS CAL 133. The quotation will include testing, video, and transportation charges plus the list cost of the sample.

Our standard lead time will apply to products that do not require certification. Allow an additional six weeks over the standard lead time for products that need actual laboratory certification.

The end user, specifier and/or dealer have the responsibility to make sure all products specified will meet the flammability and safety codes of the jurisdiction where the products will be located and used.



Flame Spread

All JSI may be required to comply with the requirements of Flame Spread based on ASTM standards/NFPA Life Safety Codes and general public knowledge are as follows:

- Solid Wood- Class C
- Topcoats- Class A
- Carded Fabric- Class A
- Composite Panels- Class C
- Laminate- Class B

Plastics- According to the NFPA, the lack of stability of plastics under high temperature conditions and inherit combustibility have eliminated the use of plastics for applications requiring a flame spread rating.

Also be advised that improvements may be attained in certain instances with the addition of chemicals which may add additional costs, chemical exposure and/or compromise the integrity of the product.

Textile Carded Programs

JSI is proud to partner with Maharam, Momentum, Spradling, Stinson, Ultrafabrics, Camira and Cortina Leather. Please refer to our website for our standard patterns, along with the current grade.

<https://www.jsifurniture.com/finishes-and-materials/textiles>

Textile Grade-In Programs

For the convenience of our specifiers, we offer an extensive graded in program. Please reference our website for the most up to date information on our graded in program.

<https://www.jsifurniture.com/resources/textile-partner-info/overview/>

For additional specifications on the pattern or to order memo samples, please contact the textile suppliers directly:

- Arc Com www.arc-com.com
- Camira www.camirafabrics.com
- DesignTex www.designtex.com
- Maharam www.maharam.com
- Mayer www.mayerfabrics.com
- Momentum www.themomgroup.com
- Spradling www.spradlinggroup.com
- Stinson www.cfstinson.com
- Ultrafabrics www.ultrafabricsllc.com
- Cortina Leather www.cortinaleathers.com

Any textile not graded in or pre-approved for COM/COL will require application test approval prior to order entry and shipment of fabric or leather to JSI. For current JSI grades and application status by series visit www.jsifurniture.com Resources > Graded-In + COM; [Graded-In + COM](#).

Indicate on purchase order if JSI is to order the fabric.

Grades and availability of fabric are subject to change without notice. Changes could include but are not limited to price increase, discontinued patterns, discontinued colors, etc. See www.jsifurniture.com for up to date information.

Many textiles have repeats and the additional yardage required has been factored in for textiles ordered through the JSI Carded and Grade-In Programs. We reserve the right not to match textiles with a horizontal or vertical repeat greater than 17". Additional charges may apply for textile being applied with special instructions.

Some fabric thickness or stiffness may cause issue with proper upholstery of tackable wall panels or upholstery privacy screens. Please contact customer service with concerns on the fabric thickness for these items.

COM/COL Address

JSI
Attn: COM/COL Department
Receiving B
Dock 71
201 East Martin St.
Orleans, IN 47452

Tag: Dealer Name / Purchase Order #

General COM Fabric/COL Hide Policy

Refer to the COM/COL Price Columns for list prices.

All yardage requirements listed in the price list are based upon 54" plain non-directional material. Additional yardage may be required based on fabric repeat and matching.

All square footage requirements for COL are based on an average hide size of 50 square feet.

Contact Customer Service for any of the following conditions:

- + approval of COM/COL to be used (see policy on the next page)
- + fabric repeats greater than 3"
- + fabric less than 54" wide
- + leather hides smaller than 50 square feet
- + special application requirements request

When requesting information from Customer Service on COM/COL please supply the following information:

- + model number and quantity of the product the COM/COL will be applied
- + COM/COL textile supplier's name
- + name of pattern and color of the textile
- + any special application request

Visit www.jsifurniture.com Resources > Graded-In + COM to see if the textile has already been approved. If there is no record for this particular textile then a Memo Sample will be required.

JSI takes no responsibility when additional materials must be ordered.

COM Fabric Repeat Guide

Roll Width	Plain Fabric	1" - 5" Repeat	6" - 10" Repeat	11" - 15" Repeat	16" - 20" Repeat	21" - 30" Repeat	31" - 40" Repeat	41" - 50" Repeat
54"	0%	10%	15%	20%	25%	30%	40%	50%
53" to 51"	15%	20%	25%	30%	35%	40%	50%	60%
50" to 48"	30%	35%	40%	45%	50%	55%	70%	90%
47" to 36"	60%	65%	70%	75%	80%	85%	100%	120%

The percentage represents the additional fabric yardage that needs to be added to the COM yardage. Contact Customer Service for repeats greater than 50".

All COM/COL must meet applicable codes and regulations, including TB117-2013. By selecting COM/COL, customer certifies that the material meets such codes. JSI assumes no responsibility for the applicable codes and regulation regarding flammability rating and safety rating of any COM/COL.

JSI cannot be held responsible for receipt of defective fabrics, as we apply all COM as first quality goods.

We can take no responsibility for tailoring, wear-ability or application of COM/COL textiles. Any warranty claims for the COM/COL Textile materials will fall to the original vendor of the textile, not JSI.

COM Fabric/COL Hide Process for JSI Seating

General COM Fabric and COL Hide Policy also apply.

JSI will approve or disapprove COM/COL on all products. An approval of a textile from JSI makes no claim that performance, durability or tailoring of COM/COL will result in satisfactory upholstery. Every effort will be made to meet customer's expectation, but fabrics/leathers have unforeseen inherent characteristics that may limit JSI's ability to deliver a well tailored product.

Approval COM Textile/COL Hide Process for Seating

Follow the Steps Below:

1. Send a Memo Sample of the COM/COL (recommended memo be at least 4" x 4")
 JSI
 Attn: COM/COL Approval Department
 201 East Martin Street
 Receiving B, Dock 71
 Orleans, IN 47452
2. Call our Customer Service Department at 812-482-3204 to request an electronic version of approval form.

Guide Order Form for COM and COL

Please send sample to:
 JSI
 Attn: COM/COL Approval Depart.
 201 East Martin St.
 Receiving B, Dock 71
 Orleans, IN 47452

① **Order Information:**

Quote #: _____ **Purchase Order #:** _____

Customer Service: _____

Dealer Name/Project Name: _____

Contact: _____

Address: _____

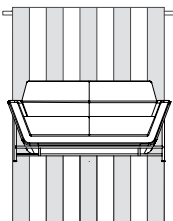
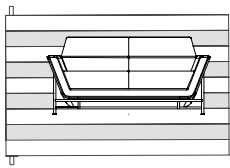
Phone: _____ **Email:** _____

Model Number(s) Receiving COM / COL: _____

Please forward a copy of this form to your JSI CSR for record keeping

② **Select off the bolt application: (Check one of the boxes)**

Up the roll (standard on most seating) Railroaded

③ **Additional information:** _____

④

Attach sample here.

JSI will review and test as needed all requests. You will be notified as soon as results are documented by our review personnel. JSI reserves the right to reject any COM/COL on our products. We will provide COM/COL explanation of any unapproved textile whenever possible.

Custom Options

Wood Laser Engraved Back

Many of our seating models are available with a custom wood laser engraved back. University seals, logos, unique designs, or any type of graphic can be designed into the seating back for a custom creation. Copyright approval may be required. Consult JSI Customer Service for pricing and artwork specifications. Artwork must be submitted as a JPG or PDF file.



Wood Laser Engraved Back General Pricing

* must order plain back when choosing these options

For Artwork 4" x 4" or Less	\$63 list per chair
For Artwork Less than 6" x 6"	\$111 list per chair
For Artwork Larger than 6" x 6"	Call For Pricing

For orders fewer than 50 pieces, add \$170 list per design, per order. This pricing reflects etching (leaving the wood dark). If additional painted colors are added to artwork please call customer service for pricing.

A \$150 list set-up fee applies.

Care and Maintenance

Care and Maintenance

Care of Upholstery Surfaces

Cleanability will vary based on the fabric type. For best results, a professional service is recommended. Dirt and crumbs may be gently brushed or vacuumed off. Spills should be wiped up immediately with a cloth. Vinyl textiles can be cleaned with warm soapy water and then wiped down with a warm damp cloth. For more details on any JSI carded fabric and vinyl, please visit our website at jsifurniture.com or consult the back of the appropriate swatch card for cleaning codes and any specific instructions. For COM materials, consult with the individual textile manufacturer for cleaning codes and any specific instructions pertaining to your particular fabric.

Maintenance of Mechanical Parts

Clean any lint or debris from the moving parts of the base mechanisms. Mechanisms have been designed and tested to not require lubrication under normal conditions; however, lubricant can be used if needed.

Care of Wood Edges and Veneer Surfaces

Clean all surfaces frequently with water dampened soft cloth, moving the cloth with the grain direction. Immediately remove any liquids that come in contact with wood surfaces with a blotting action to absorb liquid. Buff dry. Lift objects to move them, never pull them across the finished surface. For an additional safeguard, use a protective surface pad. This will ensure a lasting finish by protecting your furniture from possible damage caused by pens, cups and sharp objects. Avoid exposure of furniture to extremes of heat and cold, or to wide humidity variances. Avoid exposure of furniture to strong sunlight. Avoid exposure of furniture to harsh solvents such as nail polish remover, acetates, etc., as it will cause finish deterioration. If using a protective glass top, place spacer pads under the glass top to allow the wood to breathe.

Care of Metal Finishes

Wash your powder-coated item at least one every six months. Use soft rags only - No abrasives. For stubborn stains and grease marks, use soap and water mixture. Combine 1 gallon of water and 1 cup of the neutral detergent in the bucket. Mix it up by swirling one of the rags around in it. Wipe down the powder coat with a rag that has been dampened with the cleaning solution. Do not scrub, but use gentle, repetitive pressure to remove any built-up grime. Rinse the powder coat off with a rag dampened with clear, clean water. Do not spray it down, but rather wipe it off with the rag. You may need to do this several times to get all the soap off. Wipe the powder coat down with a clean dry rag. This will prevent streaking and spotting.

Care of Frosted Glass

Use a clean, dry lint free cloth to wipe the surface. Follow with warm water and a clean rag; no soap or chemicals. Wipe dry with a clean, dry lint free cloth. Cleaning the frosted side is not recommended, if desired to clean use the above method but do not spray the water on the frosted side, use a clean rag. Please allow 48 hours for the frosted side to dry and not to show cloudiness.

Tempered Glass Information

JSI is aware of occasional occurrences of spontaneous glass breakage in various furniture products. Tempered glass makes it stronger and if it breaks, will cause it to break into many small pieces of “cubes” rather than sharp and potentially dangerous shards.

Glass breakage in furniture may occur for a variety of reasons. Tempered glass is particularly prone to breakage from damage (scratches, nicks, etc.) that may occur during shipping, handling, installation, use or maintenance. Exposure to rapid changes in temperature or concentrated temperature zones may also cause breakage.

Tempered glass may also break due to a specific type of imperfection or “inclusion” that occurs within the glass when manufactured. When this condition exists glass breakage may occur without any obvious cause. This is often referred to as “spontaneous” breakage but is a very isolated occurrence in the glass industry.

Care of Dry Erase Boards

Erase after every use to eliminate ghosting. Clean weekly with a Dry Erase Cleaner. Avoid the use of orange and red Dry Erase Markers. Follow manufacturers cleaning instructions for the eraser. If ghosting or staining remains use a small amount of rubbing alcohol on a clean, soft towel to remove.

Care of Solid Surface

Although liquids cannot penetrate Solid Surface, it is best to wipe up spills as they occur. Generally, a damp microfiber cloth used with a standard household kitchen spray should remove most stains.

For most residues, all you need to clean your Solid Surface countertops is a warm soapy water, ammonia-based household cleaner or a dedicated countertop cleaner. Do avoid window cleaners; however, as they can leave a waxy build-up that dulls the surface. Always clean using a circular motion.

Film will build up on countertops if water is left to dry on the surface. This film will dull the countertop surface, making the finish appear blotchy and uneven. To prevent film build-up, it is very important to wipe the countertop completely dry immediately after spills and cleaning.

Some color of Solid Surface may require more frequent cleaning to maintain a uniform finish. Darker colors tend to require more attention than lighter colors. Over time, even with proper care, your countertop will acquire a sheen. Dark colors may show light scratches more readily.

Specification Tools

JSI products are manufactured to order and provide a multitude of options to address your individual customer needs. As you process your order do not forget to include all the necessary information to allow the order entry process to be completed. Please see the order checklist at the beginning of every series.

JSI Customer Service edits every order for complete information. If details are not included with the purchase order, Customer Service will contact you to answer these questions. If information is not completed in a timely manner it will delay the entry process and could affect your product delivery date. To avoid delay in order entry and potential delay in delivery of your order, please double check the line items to ensure all selections have been completed.

To ensure completion of details on your purchase order, electronic catalogs and specification tools have been developed to aid in the process. These electronic tools include:

20-20 GIZA Studio and 20-20 CAP Studio software offers state-of-the-art design, specification, photo-realistic rendering and three-dimensional visualization capabilities for configurable products in the commercial interior design markets. 20-20 GIZA Studio and 20-20 CAP Studio are available for all JSI Casework and Seating products, in 2D and 3D graphics and the Specifier Catalog. Updates are made monthly reflecting any changes that occurred. To be sure the most up to date information is provided on orders, users of this software program are responsible to update their catalogs.

CET Designer, by Configura is an all-in-one software solution for space planning and configuration of products. The intuitive workflow guides you through entire process from idea to reality- supporting every step of the sales process

GSA Advantage is a Federal Government electronic catalog site offered to assist GSA customers in specifying and pricing JSI product. Listed at this site are all contract items and prices under GSA Contract # GS-28F-0030U.

Our JSI website jsifurniture.com provides many tools to assist in the design and order selection. Included in the site are downloadable images, typicals, product symbols, brochures, contact information, price lists, sales representative locations, warranty and environmental information.

GSA Terms and Conditions



Contract Holder

Contract # GS-28F-0030U

In addition to the standard terms and conditions, the following terms and conditions apply to GSA contract.

Contract Number

GS-28F-0030U

Contract Period

June 24, 2013 - June 24, 2028

Statement of Intended Use

The furniture covered by special item number 33721 Office Furniture shall comply with the requirements defined in purchase description 3QSAB 09-608. All furniture offered under this SIN shall be GSA Chassis Grade 1, 2, 3 or NA, GSA Drawer Grade 1, 2, 3, 4 or NA, Design A B or C, as defined in 3QSAB 09-608.

Description of Special Item Number SIN #33721

Cooperative Purchasing

No

Set Aside

No

FSC/PSC Code

7125

NAICS 337211 Wood Office Furniture Manufacturing 1000 employees

Includes all furniture placed in an office, such as chairs, desks, etc. In addition, ancillary services are included, however services performed shall not be the primary purpose of the work ordered.

Lowest Price Model

SIN #	Model Number	Net Price
33721	VS-LBRKT-20	\$28.03

Maximum Order

\$250,000 net

Geographic Coverage

48 contiguous states and Washington D.C.

Point of Production

Jasper, Dubois County, Indiana
Orleans, Orange County, Indiana

Discount

Discount 61.6%* off list.

*Discount for Walden and Wellington is 61.71% off list.

Discount Quantity

Walden and Wellington only
\$300,000 to \$350,000 Net = 0.5%
\$350,001 to \$400,000 Net = 1%
\$400,001 to \$450,000 Net = 1.5%

Prompt Payment Terms

1% 15 - net 30 days from date of invoice.

Government purchase cards are accepted at or below the micro-purchase threshold

Government purchase cards are accepted above the micro-purchase threshold

Foreign Terms

Not applicable.

Time of Delivery

30-75 days after receipt of order, 90 days maximum.

Expedited Delivery

Contact Customer Service 800-457-4511

Overnight and 2-day Delivery

Not applicable.

Urgent Requirements

Contact Customer Service 800-457-4511

F.O.B. Points

F.O.B. destination, freight prepaid and allowed to 48 contiguous states and Washington D.C. excludes special delivery requirements.



GSA Terms and Conditions

Ordering Address

Jasper Seating Company, Inc. d/b/a JSI
Attn: Participating Dealer
225 Clay Street
Jasper, IN 47546
Fax: 812-482-1548
Phone: 800-457-4511
Email: orders@jaspergroup.us.com

Order Procedures:

Per contract

Payment Address

JSI
225 Clay Street
Jasper, IN 47546

Warranty Provision

Limited Lifetime

Export Package Charges

Quoted on project-by-project basis.

Terms of Government Commercial Credit Card Acceptance

Accepted.

Rental, Maintenance, and Repair

Not applicable.

Terms and Conditions of installation

12% of net purchase order for installation services up to \$250,000.00 of net purchase price.

Terms and conditions of repair parts, etc.

See warranty.

List of service and distribution points

Contact Customer Service 800-457-4511.

List of participating dealers

Contact Customer Service 800-457-4511.

Preventive Maintenance

N/A

Environmental Attributes

GreenGuard Certified and recycled wood waste and fabric remnants

Section 508 Compliance

N/A

DUNS

00-636-7767

CCR and SAMS Registration

Jasper Seating Company, Inc. is registered
Cage Code #31881
Federal ID #35-0420370
UEI #DDJ2GKQM7M84

Product Modifications

We willingly accept customers' modifications to standard products. See product modification information by series at the start of each series under the "Product Modification" sections. If there is a modification you desire that is not listed in this section, please call Customer Service for a modification quote/price

Acceptance, Modification, Assignment

By placing this order for furniture, material or other products (sometimes collectively referred to as "goods"), customer agrees to these terms and conditions which shall prevail over inconsistent provisions in any other form or document of customer. No change or modification shall be applicable unless set forth in writing and signed by company. Neither this order nor any interest therein shall be assigned by customer except with the prior written consent of company.

Payment

Customer agrees to pay to company the amount indicated on the invoice, 1% 15 days, net 30 days from date of invoice (U.S. funds only), for goods ordered. Interest will be charged after 30 days from the date of invoice at the rate of one and a half percent (1.5%) per month. International sales will require additional payment arrangements. No goods shall be sold on consignment or conditional sales basis. Payment for the goods delivered hereunder shall constitute acceptance thereof.

Attorneys' Fees

Customer shall be responsible for all expenses and cost in connection with the enforcement by company of these terms and conditions and the cost of collection (including the fees of any collection agencies to whom the customer's account may be referred), plus reasonable attorneys' fees (which attorneys' fees shall not be less than 25% of the amount due, unless a lower amount is specified by applicable law).

Remedies

The remedies herein reserved shall be cumulative, and additional to any other or further remedies provided in law or equity. No waiver of a breach of any provision of these terms and conditions shall constitute waiver of any other breach or of such provision.

Insolvency

Company may forthwith cancel this order in the event of the happening of any of the following or any other comparable event: insolvency of the customer, the filing of a voluntary petition in bankruptcy, the filing of any involuntary petition to have customer declared bankrupt provided it is not vacated within thirty (30) days from the date of filing, the appointment of a receiver or trustee for customer provided such appointment is not vacated within thirty (30) days from the date of such appointment, or the execution by customer of an assignment for the benefit of creditors.

GSA Terms and Conditions

Limitation of Liability

The Company shall not under any circumstances be liable to the customer, owner of the goods or any third party for special, indirect, incidental, or consequential damages, including, without limitation, loss of profits or revenues, loss or damage to other property or equipment, cost of capital or of purchased or replacement goods, or expense, delay, or inconvenience caused by or arising from the purchase, sale, use, repair or inability to use the goods or by any performance or non-performance under, or breach of, these terms and conditions. The Company's sole liability for any defective goods shall be its repair or its replacement pursuant to the express warranties set forth above, or if amended, as applicable at the time of manufacture or repair of the goods. Some states do not allow the exclusion or limitation of incidental or consequential damages, so the above limitations or exclusion may not apply to all customers. Any action resulting from any breach on the part of company as to the goods or services delivered here under must be commenced within one year after the cause of action has occurred.

Returns and Allowances

Reasonable touch-up and deluxing is the dealer's responsibility. The Company will not make allowances for trip or delivery charges, but will only make allowance for actual work performed to correct manufacturing defects. Allowances maybe authorized only by a company officer. It is the responsibility of the field sales representative to inspect any defective merchandise and make suggestions and recommendations as to the proper disposition. Field personnel cannot obligate or bind the company by definite agreement, without final authorization by a company officer. Company will not accept automatic charge backs which do not have prior authorization. All defects must be called to the company's attention upon arrival at the customer's "ship to" destination. To initiate any type of claim or request for parts, it is imperative to have the model number or fabric number, which may be located on the tag attached to the frame of the unit. Authorization for return to the company via a return goods authorization. Company will not issue credit allowances for any repairs without company's prior consent. Under no circumstances shall the company accept COD (cash on delivery) returns, and any such shipment will be refused.

Security Agreement

The Company may require and customer shall grant a security interest in goods sold pursuant to any credit the company may extend to the customer.

Governing Law

All disputes between the parties, whether or not arising out of these terms and conditions, will be governed by the laws of the state of Indiana. Customer agrees to submit to the jurisdiction of and agrees all lawsuits relating to any disputes between the customer and the company will be brought only in a state court located in Dubois County, Indiana or the United States District Court for the Southern District of Indiana. The customer hereby waives the right to a trial by jury in any action, proceeding, claim, or counterclaim whether in contract or tort, at law or in equity, arising out of or relating in any way to these terms and conditions and all other disputes between the parties.

Mitigation

If the company repossesses the goods prior to payment by the customer of all amounts due hereunder, the company may sell the goods, as is, where is, free and clear of all rights of the customer at either public or private sales, and apply the net proceeds (after deducting expenses of repossession and sale) to the obligation of customer hereunder. The customer may dispose of the goods in any commercially reasonable place and manner and the customer waives any notice of time, place and manner of sale.

Integration

This order for goods, including these terms and conditions, along with any credit application, invoice, statement, dealer contract, acknowledgment, bill of lading (and any exhibits, addenda or amendments thereto) of which this order may be a part, constitutes the sole and complete agreement between the company and the customer with respect to the purchase of the goods.

Dimensions/Specifications/Finishes

All dimensions are approximate and may vary due to the upholstery technique of each craftsman. If exact dimensions are required, it is necessary for the customer to state such specifications with the order. Detailed specifications sheets are available for each series of goods, and customer should consult the company's customer service department for these specification sheets. Company reserves the right to make changes in dimensions, style, or specifications if company believes these changes will improve the goods' quality or appearance. Company reserves the right to substitute hardwoods due to availability at production. Due to the natural characteristics of wood, environmental effects, and material upgrades, the company cannot guarantee exact finish matches on existing goods previously ordered from company. If an exact match to customer's existing goods is required, it must be specified so that the proper procedures can be followed to ensure an acceptable finish. Company will accept no liability for the finish if this procedure isn't followed. Company reserves the right to make changes in a finish formula if company believes the change will improve the quality or appearance of company's goods.

Company's Performance of Its Obligation

The production and delivery of the goods to the extent delayed or hindered or prevented from the performance by reason of natural disasters, acts of god, strikes, lockouts, labor troubles, inability to procure materials, casualties, failure of power, restrictive governmental laws or regulations, riots, insurrections, acts of terrorism, war or other reason of a like nature not the fault of the company shall excuse for the period of the delay the company's performance and the period for the performance shall be extended for a period equivalent to the period of such delay.

Casegoods Price List | Vision Series

General Information

Environmental Mission	II	Custom Options	VIII
Warranty	III	Care and Maintenance	IX
Laminate and Veneer Characteristics	III	Specification Tools	X
Samples	IV	GSA Terms and Conditions	XI
Order Procedures	IV		
Quickship Program	IV		
Delivery	IV		
Freight Damage	V		
Repairs and Returns	V		
Fire Retardancy / CAL 133	V		
Textile Information / COM and COL Policy	VI		

Vision - Casegoods

Vision

Height Adjustable Table Desk/Bridges	VS2
Height Adjustable Corner Tables	VS10
Height Adjustable Modular Components	VS24
Desks	VS59
Bridges	VS83
Returns	VS84
Corner Units	VS93
Credenzas	VS101
Modular Tops	VS111
Modular Pedestals & Supports	VS126
Modular Modesty/Back Panel	VS142
Metal Bases & Supports	VS161
Overhead Cabinets	VS164
Tackboards	VS172
Accessory Rail	VS180
Accessory Rail Accessories	VS181
Wall Mount Storage	VS204
Wall Mount Tackboards	VS220
Wall Mount Cubbies	VS232
Floating Shelf	VS234
Overhead Bookcases	VS235
Storage Tower	VS237
Back Panel for Storage Tower	VS238
Markerboards/Tackboards	VS241
Wall Panels	VS258
Bookcases	VS294
Lateral Files	VS296
Mobile Pedestals	VS297
Wardrobes	VS299
Storage Cabinets	VS301

Accessories

Casegoods Tasklights	VS318
Casegoods Keyboard Accessories	VS320
Casegoods Wire Management	VS322
Casegoods Power and Data	VS324

Vision - Conference

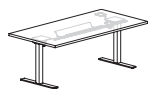

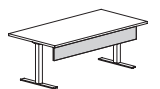
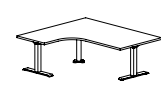



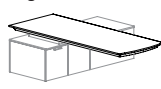
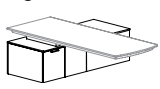
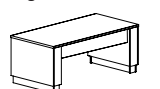
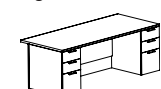
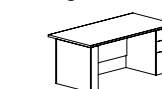

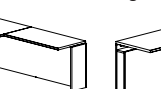
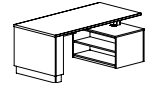
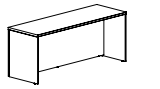
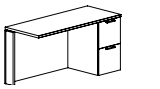
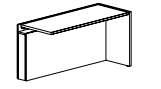
Veneer Veneer	VS331
Conference Tables	VS338
Conference Tops	VS339
Conference Table Bases	VS342
Credenzas	VS344
Vertical Storage Units	VS345
Lectern	VS349
Visual Board	VS349

Vision Laminate	VS330
Conference Tops	VS346
Conference Table Bases	VS348
Lectern	VS349
Visual Board	VS349
Credenzas	VS350
Vertical Storage Units	VS351




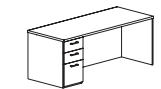
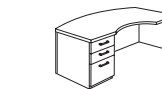
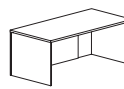
Accessories	VS353
Power and Data	VS355

Vision - Overview

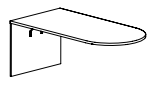
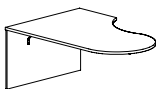
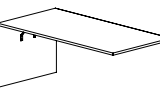
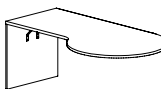
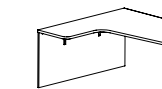
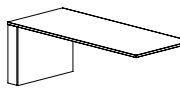
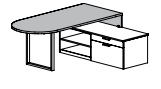
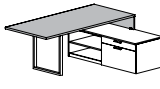
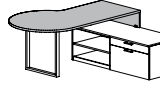
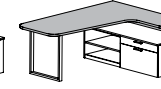
Height Adjustable Desk/Bridges/Returns/Credenzas

						
Adjustable Height Table Desk Page VS2	Adjustable Height Bridge Page VS2	Adjustable Table Modesty Panel Page VS6	Adjustable Corner Table One Piece Top Page VS10	Adjustable Corner Table Two Piece Top Page VS14	Adjustable Height Base for Table Desk Page VS32	Adjustable Height Base for Corner and L-Unit Page VS32
						
Cantilever Table Top Page VS34	Credenza Support for Cantilever Table Top Page VS34	Adjustable Height Table Desk Page VS35	Adjustable Height Double Pedestal Desk Page VS36	Adjustable Height Single Pedestal Desk Page VS37	Adjustable Height L-Shaped Desk Page VS41	Adjustable Height Bridge Page VS49
						
Adjustable Height Pen. Desk - Credenza Page VS51	Adjustable Height Shell Credenza Page VS53	Return for Adjustable Height Desk Page VS54	Adjustable Height Workwall Return Page VS57			

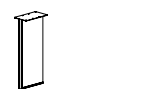
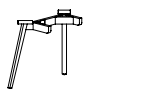



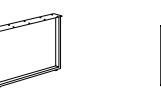


Desks

					
Table Desk Page VS59	Double Pedestal Page VS60	Single Pedestal Desk Page VS63	Shell Desk Page VS78		

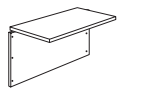


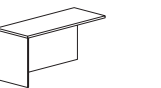
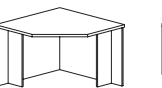
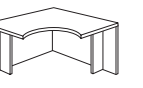
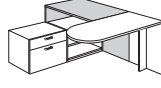
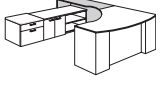
Peninsula Desks

					
Multiple Shaped Peninsula Desks Page VS69					
					
Multiple Bench Height Supported Peninsula Desks Page VS79					

Peninsula Desk Bases and Bullet Return Bases

							
Executive Base Page VS161	Taper Base Page VS162	Torii Base Page VS162	Truss Base Page VS162	Dowel Base Page VS162	Rectangular Base Page VS162	Perimeter Base Page VS162	Column Base Page VS162

Bridge/Returns/Corner Units

					
Bridge with Modesty Panel Page VS83	Returns Page VS84	Shell Return Page VS89	Corner Unit Page VS93	Cockpit Corner Unit Page VS93	
					
Bench Height Supported Shell Return Page VS92					

Vision - Overview

Credenzas



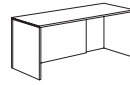
Storage Credenza
Page VS101



Kneespace Credenza
Page VS103



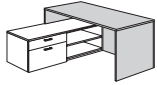
Single Pedestal Credenza
Page VS104



Shell Credenza
Page VS108



Buffet Credenza
Page VS109



Bench Height Supported Shell Credenza
Page VS101

Modular Tops



Bow Front Desk Top
Page VS111



Rectangular/Sofit Rectangular Desk Top
Page VS112-VS113



Bullet Desk Top
Page VS114



Sweeping L Desk Top
Page VS115



Extended Corner Desk Top
Page VS116



Extended Corner Bullet Desk Top
Page VS117



Return/Bridge Top
Page VS118



Credenza Top
Page VS119



Extended Corner Credenza Top
Page VS122



Pedestal Top
Page VS123

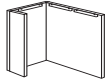


Bench Height Tops
Page VS124

Modular Pedestals & Supports



Pedestals
Page VS126



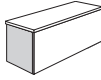
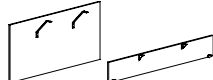
Wing End Support
Page VS138



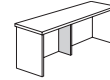
T-Support
Page VS140



T-Support with Metal Braces
Page VS140



Modular End Panel Support
Page VS142



Modular Center Support Panel
Page VS143

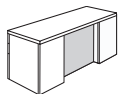


Modular Back Panel
Page VS160

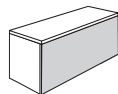


Modular Back Filler Panel
Page VS161

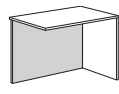
Modular Modesty/Back Panel



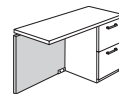
Modular Break Front Desk and Credenza Modesty Panel
Page VS146



Modular Desk and Credenza Shell Modesty Panel
Page VS147



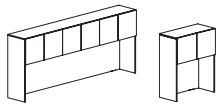
Modular Shell Return Modesty Panel
Page VS150



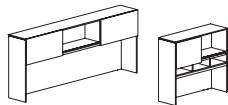
Modular Return Modesty Panel
Page VS153

Vision - Overview

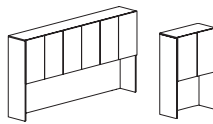
Overhead Cabinets



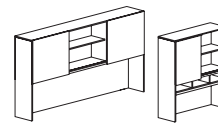
Storage Overhead Cabinet
Page [VS164](#)



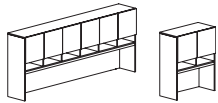
Storage Overhead Cabinet w/Sliding Doors
Page [VS166](#)



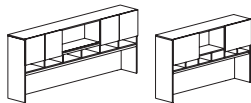
Double Height Storage Overhead Cabinet
Page [VS168](#)



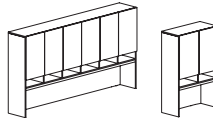
Double Height Storage Overhead Cabinet w/Sliding Doors
Page [VS170](#)



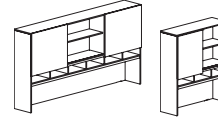
Storage Overhead Cabinet and Cubbies
Page [VS186](#)



Storage Overhead Cabinet w/Doors, Open Center Shelf and Cubbies
Page [VS188](#)

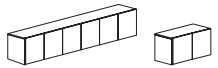


Double Height Storage Overhead Cabinet Cubbies
Page [VS192](#)

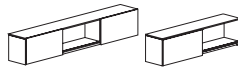


Double Height Storage Overhead Cabinet w/Sliding Doors and Cubbies
Page [VS194](#)

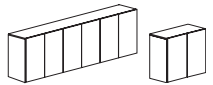
Stack On Storage



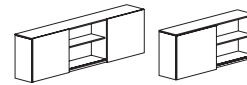
Wall Mount Overhead Cabinet
Page [VS204](#)



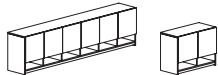
Wall Mount Overhead Cabinet w/Sliding Doors
Page [VS206](#)



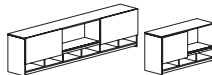
Double Height Wall Mount Overhead Cabinet
Page [VS208](#)



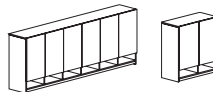
Double Height Wall Mount Overhead Cabinet w/Sliding Doors
Page [VS210](#)



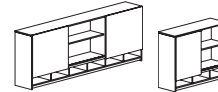
Wall Mount Overhead Cabinet and Cubbies
Page [VS212](#)



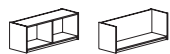
Wall Mount Overhead Cabinet w/Sliding Doors and Cubbies
Page [VS214](#)



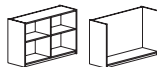
Double Height Wall Mount Overhead Cabinet and Cubbies
Page [VS216](#)



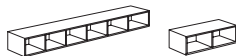
Double Height Wall Mount Overhead Cabinet w/Sliding Doors and Cubbies
Page [VS218](#)



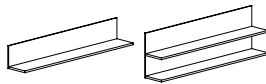
Wall Mount Overhead Shelf
Page [VS207](#) & [VS228](#)



Double Height Wall Mount Overhead Shelf/Overhead
Page [VS211](#) & [VS228](#)



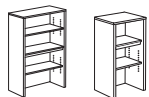
Wall Mount Cubby Compartments
Page [VS232](#)



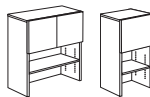
Wall Mount Shelves
Page [VS230](#)



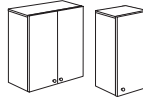
Floating Shelf
Page [VS234](#)



Bookcase Overhead
Page [VS235](#)



Storage Tower w/Doors
Page [VS236](#)



Storage Tower w/Doors
Page [VS237](#)

Accessories



Accessory Rail
Page [VS180](#)



Upright Tray
Page [VS181](#)



Small Tray
Page [VS181](#)



Pencil Tray
Page [VS181](#)



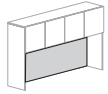
Paper Tray
Page [VS181](#)



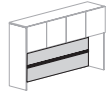
File Hanger
Page [VS181](#)

Vision - Overview

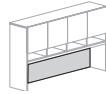
Tackboards/Markerboards



Tackboard for Front of Storage Overhead Cabinet
Pages [VS172](#)



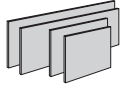
Accessory Rail Tackboard for Storage Overhead Cabinet
Pages [VS176](#)



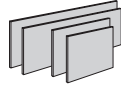
Tackboard for Front of Storage Overhead Cabinet with Cubbies
Pages [VS196](#)



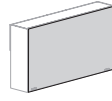
Accessory Rail Tackboard for Storage Overhead Cabinet with Cubbies
Pages [VS200](#)



Wall Mount Tackboards for Overhead Cabinets
Pages [VS220](#)



Wall Mount Tackboards for Overhead Cabinets with Cubbies
Pages [VS223](#)



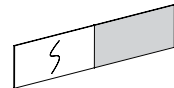
Tackboard for Back of Storage Overhead Cabinet
Pages [VS182](#)



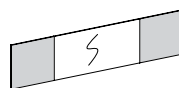
Fabric Back Panel for Storage Tower
Pages [VS238](#)



Markerboard for Front of Storage Cabinet or Cubbies
Pages [VS241](#) & [VS249](#)

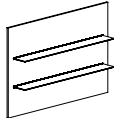


Half Markerboard/Half Tackboard for Front of Storage Cabinet or Cubbies
Pages [VS242](#) & [VS250](#)

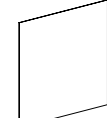


Center Markerboard/Left & Right Tackboard for Front of Storage Cabinet or Cubbies
Pages [VS242](#) & [VS254](#)

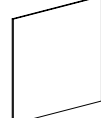
Wall Panels




Wall Panel with Shelves
Pages [VS258](#)



Magnetic Glass Wall Panel
Pages [VS274](#)

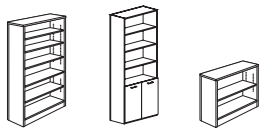


Laminate Markerboard Wall Panel
Pages [VS277](#)

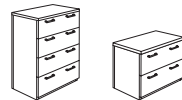


Tackable Wall Panel
Pages [VS280](#)

Freestanding Storage & Vertical Storage



Bookcases
Page [VS294](#)



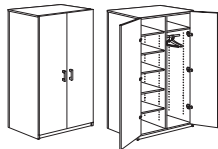
Lateral Files
Page [VS296](#)



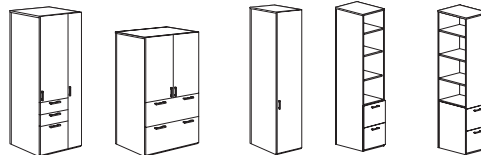
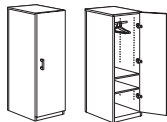
Box/Box/File Mobile Pedestal
Page [VS297](#)



Mobile Lateral File w/Cushion Top
Page [VS298](#)



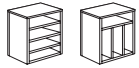
Wardrobes
Page [VS299](#)



Storage Cabinets
Page [VS301](#)

Vision - Overview

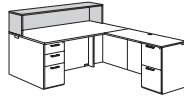
Reception



Storage Tower Insert
Page [VS312](#)



Transaction Surface
Page [VS312](#)

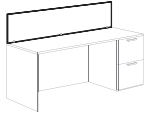


Transaction Counter
Page [VS312](#)



Transaction Trim Panel
Page [VS313](#)

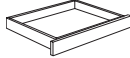
Accessories



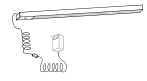
Rectangular Privacy Screen
Page [VS314](#)



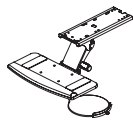
Bench Height Seat Cushions
Page [VS315](#)



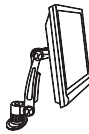
Center Drawer
Page [VS108](#)



Tasklight
Page [VS318](#)




Articulating Keyboard Tray
Page [VS320](#)



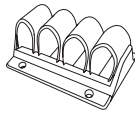
Monitor Support Arm
Page [VS321](#)



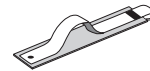
Vertical Wire Manager
Page [VS322](#)



Wire Management Channel
Page [VS322](#)



Cable Management Clip
Page [VS323](#)



Velcro Straps
Page [VS323](#)

Power and Data



Mini Power and Data Tilt Up
Page [VS324](#)



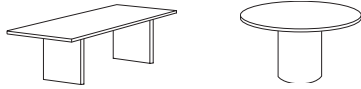
Mini Power Tilt Up
Page [VS324](#)



Mini Power and USB Tilt Up
Page [VS324](#)

Vision - Overview

Veneer Conferencing



Conference Tables
Page [VS338](#)



Conference Tops
Page [VS339](#)



Panel Base Page [VS342](#) **Rectangular Base** Page [VS342](#) **Cylinder Base** Page [VS342](#) **Half Round Base** Page [VS343](#) **Square Base** Page [VS343](#) **Cross Base** Page [VS343](#)



Buffet Credenza Page [VS344](#) **Wardrobe** Page [VS345](#) **Lectern** Page [VS349](#) **Visual Board** Page [VS349](#)

Laminate Conferencing



Conference Tops
Page [VS346](#)



Cylinder Base Page [VS348](#) **Rectangular Base** Page [VS348](#) **Ellipse Base** Page [VS348](#)



Buffet Credenza Page [VS336](#) **Wardrobe** Page [VS351](#) **Lectern** Page [VS349](#) **Visual Board** Page [VS349](#)

Conference Electrical



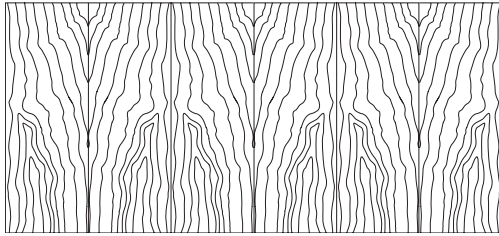
Electrical
Page [VS355](#)

Vision Product Information

Veneer

Exterior Wood Materials

Exterior surfaces are made from the finest selected veneers to achieve clarity and consistency in the Vision product line. To attain a pleasing, symmetrical pattern, all cherry, maple, walnut and black oak veneers in Vision are book-matched. All exterior solid lumber is matched to coordinate with the veneer.

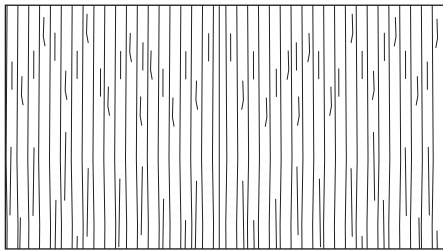


Book-Matched Example

Alternating pieces of veneer are flipped over so they face each other like the pages within a book

Vision is available in flat cut cherry, maple, walnut and black oak veneer. A wide range of wood stains have been formulated to enhance the beauty of the veneer.

Double Cut veneer is another choice on Vision product. This veneer is a processed product that has at least two cuttings to create the final veneers. These cuts of veneer strands are dyed and layered into a block to create variation of patterns from a very tight grain pattern to an exotic figure grain pattern. The diagram below show the tight pattern used on Vision.



WorkSurface Construction

Flat Cut veneer worksurfaces have a 3-ply balanced construction, Double Cut veneer and Coordinating HPL are 3-ply. The tops are 1 $\frac{3}{16}$ " thick with solid matching hardwood edges. Surfaces are available in wood veneer or high pressure laminate. No additional charge for using our coordinating high pressure laminate with a veneer grain pattern with finish wood edges, see page [V13](#) for available laminate options.

Case Construction

Outside panels are $\frac{3}{4}$ " and joined together with dowels reinforced with screws, and metal fasteners for increased stability. Tops are secured to the chassis screws through pre-bored stretcher rails and pocket holes.

Cabinet doors have 110° swing hinges to allow adequate access into the interior of the cabinet.

Overhead Construction

Veneer models are unfinished on the back side and fasteners are visible on the back of unit. Laminate models have visible fasteners on the back of unit.

Finish - Stain/Colors

We offer a variety of wood stains on Vision. Please see the chart below. Samples are available upon request.

ESS Essentials Veneer Collection

BRK	Brickdust	MIN	Mineral
CSK	Cask	MCH	Mocha
CLY	Clay	OBK	Outback
FAW	Fawn	PIL	Pilsner
FLX	Flax	SIE	Sienna
FLN	Flint	TRF	Truffle
LOF	Loft	UMB	Umber
MES	Mesa	VAL	Valley

ART Artisan Veneer Collection

BAR	Barrel	RAV	Raven
BUF	Buff	RYE	Rye
CND	Cinder	SAB	Sable
EGR	Egret	SAD	Saddle

Protective Top Coat

DuraTex™ offers exceptional hardness along with abrasion and impact resistance, it has been formulated to eliminate hazardous and harmful gases that are normally associated with wood finish.

DuraTex™ Features

Safety- Significantly reduces hazardous formaldehyde emissions which help improve the quality of the of the indoor air we breathe. **Quality-** Developed to be tough and durable with special attention to appearance. The DuraTex™ finish preserves the natural beauty of wood. **Durability-** Designed to meet a wide range of demanding performance and environmental standards to withstand even the highest wear and tear.

Finish Sheen

All veneer finishes are standard in 35-sheen, with the exception of Raven. Raven is only offered in 15-sheen. All other finishes are available in 15-sheen, see standard modifications page [V140](#).

Custom/Special Finishes

JSI, upon request, will accommodate special finishes. A written request is required to proceed with custom finish orders. A sample reference is required for first-time matches and must be included with the written request.

There is a one-time charge of **\$412 list per order** for any non-standard wood finish.

Orders will be entered noting the special finish. A sample match will be provided to the customer. Written approval is needed before the finish process can be started. Delays in approval may have an impact on lead times.

Every effort will be made to create the requested match; however, an acceptable match may not be possible because of natural variations of wood. These natural variations can also cause minor differences in the final finish product.

Use standard pricing and option pricing for each line item with a special finish, unless additional modifications have been specified. For items available in both Essential and Artisan veneers, apply the Essentials pricing.

Wood Species Change

For species changes contact customer service for a quote.

Vision Product Information

Laminate Tops on Veneer Units

Laminate worksurface with wood edge, no additional upcharge if Vision's coordinating wood grain laminate with finished wood edges is specified. Contact Customer Service for any other laminate request. Listed below are finishes that have coordinating wood grain HPL laminates.

ESS Essentials Veneer

BRK	Brickdust	MIN	Mineral
CSK	Cask	MCH	Mocha
CLY	Clay	OBK	Outback
FAW	Fawn	PIL	Pilsner
FLN	Flint	UMB	Umber
LOF	Loft	VAL	Valley
MES	Mesa		

ART Artisan Veneer

EGR Egret

Wood Drawers

Four corner dovetailed wood drawers must be specified at the time of order placement. There is a 10% upcharge added to the list of each item.

Vision Product Information

Laminates

Vision Laminate features TFL (thermally fused laminate) chassis and components. *Main Worksurfaces** are available in a HPL (high pressure laminate) or in the TFL surface.

Edges of the worksurface are impact resistant (PVC) on TFL and HPL tops. The laminate is offered in 19 wood grain patterns and 6 solid colors. The wood grain laminate features an embossed grain to hide finger prints and light scratches. The solid laminate is smooth to the touch with a semi-matte finish. All Vision Laminate products are indoor-air certified by GreenGuard.

The chart below lists the laminates available on the Vision product.

TFL - HPL Wood Grain Pattern Laminates

BEL	Belair	MIN	Mineral
BRK	Brickdust	MCH	Mocha
CSK	Cask	OBK	Outback
CLY	Clay	PIL	Pilsner
EGR	Egret	PIN	Pinnacle Walnut
FAW	Fawn	UMB	Umber
FLN	Flint	VAL	Valley
FLO	Florence Walnut	WLH	Walnut Heights
LOF	Loft	WEA	Weathered Ash
MES	Mesa		

TFL - HPL Solid Laminates

BLK	Black	SHD	Shadow
BBL	Bridal Blanco	SLG	Slate Grey
DWH	Designer White	ZEN	Zen Grey

WorkSurfaces

Laminate worksurfaces have a 3-ply balanced construction. Tops are 1 $\frac{3}{16}$ " thick with coordinating PVC edges. Primary worksurfaces feature 3mm PVC edges on the approach and user sides. Some laminates have a choice of 3 edge profiles, see page VI4. Main Worksurfaces* are offered in TFL or HPL.

Bridge, return, credenza worksurfaces are profiled with a 3mm PVC edge on the user side only. Remaining edges are banded with 1mm PVC which creates a seamless appearance when units are mated end-to-end or back-to-back.

TFL features on *Main Worksurfaces**

- fused to the 45 pound density substrate of the top for a durable wear resistant surface
- tops are laminated on both sides
- available in all the wood grain and solid patterns

HPL features on *Main Worksurfaces**

- bonded layers create a durable wear resistant surface
- tops are 3-ply balanced construction
- matched to the TFL wood grain and solid patterns

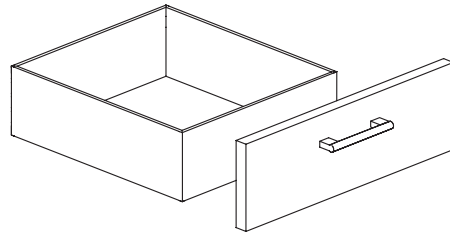
**Main Worksurfaces include tops on desks, standard height credenzas, returns, bridges and transaction tops. Refer to pricing pages to confirm availability.*

Case Construction

Panels for chassis consist of a $\frac{3}{4}$ " thick substrate with TFL surfaces and PVC bands on exposed edges. Pedestals and cabinets are constructed with dowels reinforced with screws, and metal fasteners for increased stability. Tops are secured to the chassis with screws through pre-bored stretcher rails and pocket holes.

Drawers

The unidirectional V- Fold drawer box is a durable miter-fold drawer structure which is glued and doweled. The $\frac{1}{2}$ " thick drawer sides are wrapped in a high grade maple vinyl, with an attached front. The drawer front is attached to the four sided box. Optional four corner dovetailed wood drawers are available on veneer units. Specify and add 10% per unit.



Drawer Suspension

High quality black drawer suspension carries a lifetime warranty. File and box drawers have 100% full extension with over travel. Slides feature steel ball bearings for longer wear and positive, cushioned in/out stops.

Filing Hardware

All file drawers are constructed with a custom designed filing system for hanging folders. Filing diagrams on pages [VI28-VI34](#).

Locking

All desks, returns, credenzas, lateral files and storage towers offer optional pedestal front locking to provide maximum security and flexibility in configuration. Up-charge applies.

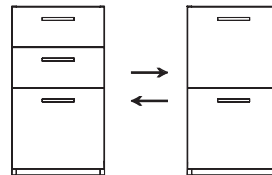
When locks are ordered, units are shipped randomly keyed. Key alike units are available upon request for no additional charges. Removable cores for in-field re-keying are standard.

Lock face color is controlled by the metal color of the unit.

Pewter and Matte Black- Black Lock Face
Soft Nickel and Arctic Silver- Silver Lock Face

Pedestal Configuration Change

Single pedestal desks have one box/box/file pedestal. Double pedestal desks have a box/box/file pedestal on the left side and file/file pedestal on the right side. Returns are configured with either file/file or box/box/file pedestals. Credenzas are configured with file/file pedestals.



Drawer configurations on fixed height units can be changed from either a box/box/file or a file/file configuration, on units 30"h, but must be specified at the time of order. An additional **\$213 upcharge** per pedestal needs to be added to the list price of the unit. *(Must keep the same pedestal depth.)*

Special Construction

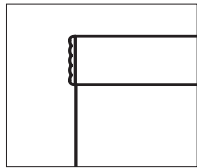
Vision offers large offering to create many types of configuration. Contact Customer Service if you are having trouble with finding the right units to complete the desired configuration. Requests need to be approved by JSI engineering.

Vision Product Information

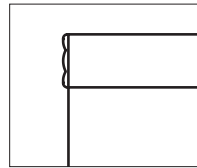
Top Edge Profile



Eased (R3)

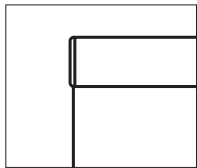


Reeded (H3)



Transitional (C3)

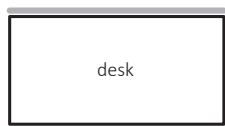
These veneer finishes are available in all three edges: Brickdust, Cask, Clay, Flax, Flint, Loft, Mesa, Mocha, Outback, Pilsner, Raven, Sienna, Truffle and Umber



Eased (R3)

All laminates and select veneer finish units are only available with the Eased edge: Fawn, Mineral, Valley, Barrel, Buff, Cinder, Egret, Rye, Sable and Saddle.

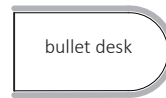
Top Edge Detail Location



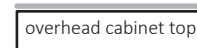
desk



bow cockpit desk



bullet desk



overhead cabinet top

bridge return



P desk

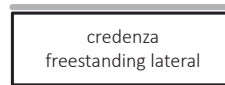


sweeping desk

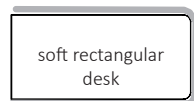


transaction top

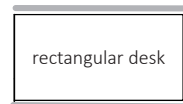
— = edge detail
 — = flat edge



credenza freestanding lateral



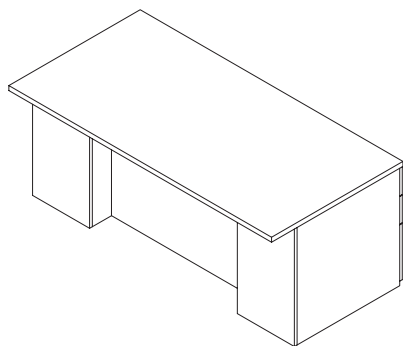
soft rectangular desk



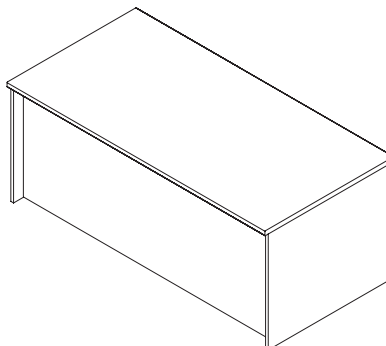
rectangular desk

Approach View of Pedestal Desk

Vision offers two distinct approach views for desks. Specify a model with either a break front modesty or a recessed modesty. Desk model numbers ending in "F" have the full recessed modesty panel.



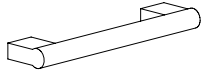
Break Front (model # **VST3672DD**)



Recessed Front Modesty (model # **VST3672DDF**)

Vision Product Information

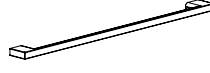
Pull and Color Options



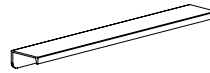
Bar
 MBK Matte Black
 PNK Polished Nickel



Sweep
 MBK Matte Black
 MNK Matte Nickel



Delve



Prospect

Metal Finish Standard

ABZ Aged Bronze	MBK Matte Black
ASL Arctic Silver	PEW Pewter
BWH Bright White	SBZ Soft Bronze
CHR Chrome	SNK Soft Nickel
GLD Gold	

Metal Finish Upcharge - add \$52

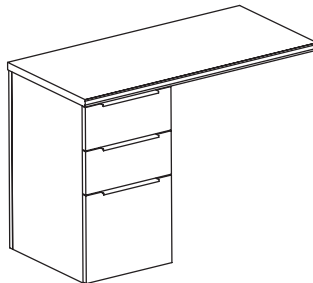
ANL Antique Linen	MWH Midnight Whisper
BLJ Blue Jean	MUS Mustard Seed
CAP Candy Apple	OLV Olive Fog
CAB Cashmere Beige	POW Porcelain White
CDU Copper Dust	SPA Space Cadet
DST Desert Stone	SPP Sparkling Peach
DUP Dusty Petal	SPR Spiced Raisin
EBL Electric Blue	SMK Stormy Sky
EMC Emerald City	TFB Toffee Brown
EVP Evergreen Pine	VMA Vintage Mahogany
GOH Golden Honey	

Pull Alignment

Bar, Sweep and Delve pulls are mounted on the front of drawer/door. Prospect pull overlays the top of the drawer and door front.




Standard Pull Placement
Bar



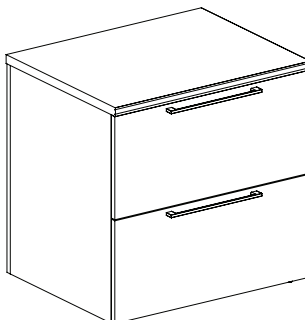
Prospect

Pull Alignment

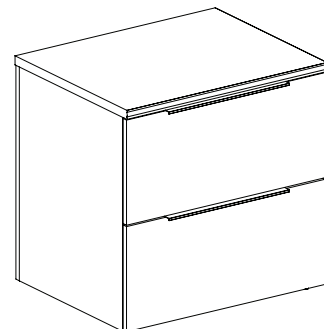
Bar and Sweep pulls are standard in one length for every application. Delve and Prospect pulls offer an enhanced aesthetic on lateral files and vertical storage, replacing one or two standard pulls with an elongated version. In these cases, the longer pull is used in appropriate application - user need not specify.



Bar and Sweep Pull
 (Bar shown)



Delve

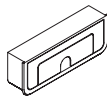


Prospect

Vision Product Information

Chassis End/Back Panel Grommet

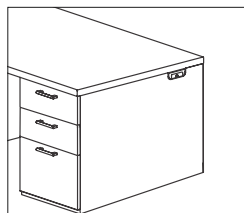
Chassis grommets, consisting of back and end panels, are available in Matte Black (MBK) or Arctic Silver (ASL). Due to the nature of wire management, grommets are selected for the complete chassis. Upcharge varies per model and is indicated on pricing pages.



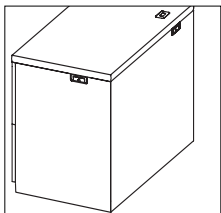
Arctic Silver (ASL)
Matte Black (MBK)

Chassis Grommet Locations

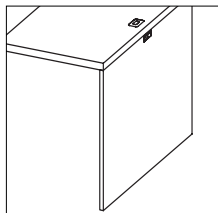
Vision offers optional grommets for wiring to pass thru the unit.



Desks - Credenza
End Panel Grommet



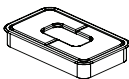
Returns
Work Surface Grommet
End Panel Grommet
Back Panel Grommet



Bridge
Work Surface Grommet
Back Panel Grommet

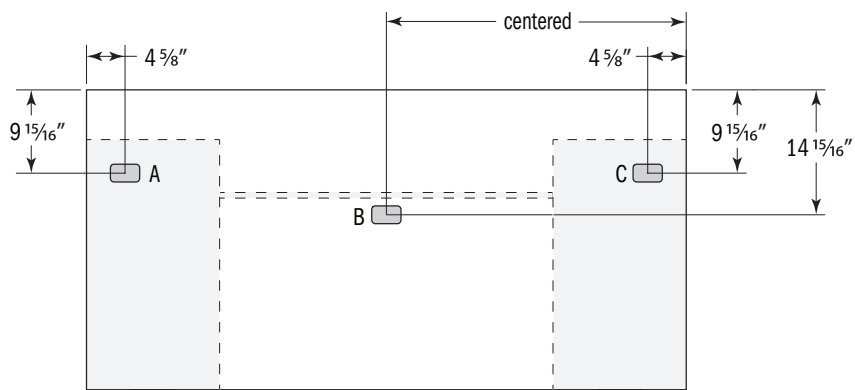
Worksurface Grommet

Standard worksurface grommets are indicated on specific model **add \$58** list per location. For custom locations, contact customer service for approval of location and **add \$127** list per location.



Arctic Silver (ASL)
Matte Black (MBK)

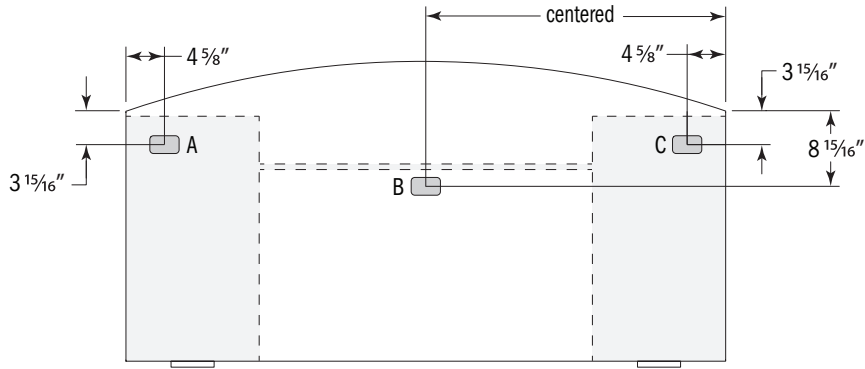
Standard Worksurface Grommet Locations



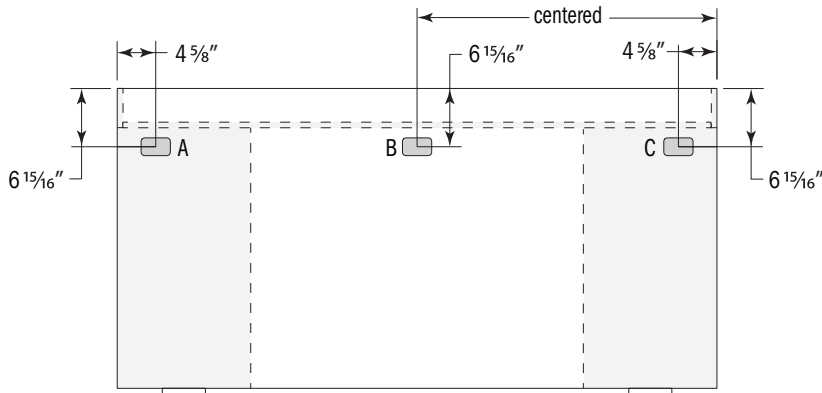
Desks with Overhangs

Vision Product Information

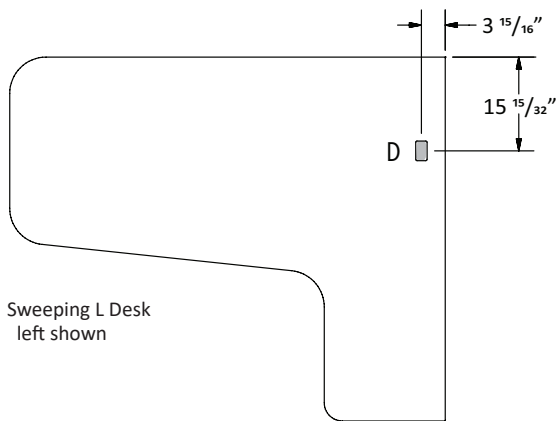
Worksurface Grommet Locations (continued)



Desks without Overhangs (Bow Front Shown)




Desks with Recessed Modesty

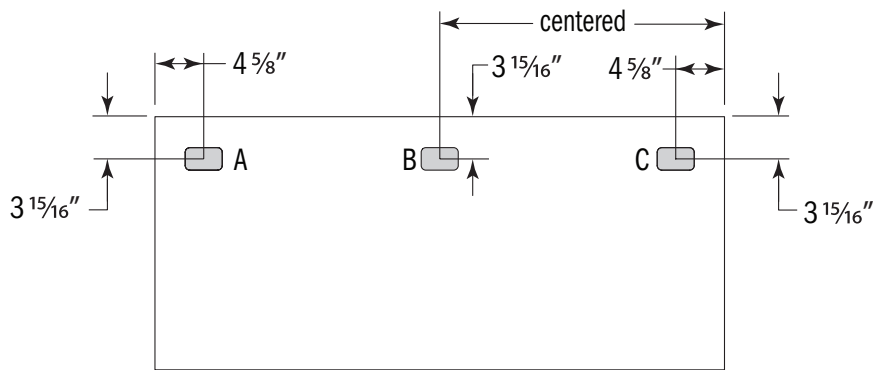


Vision Product Information

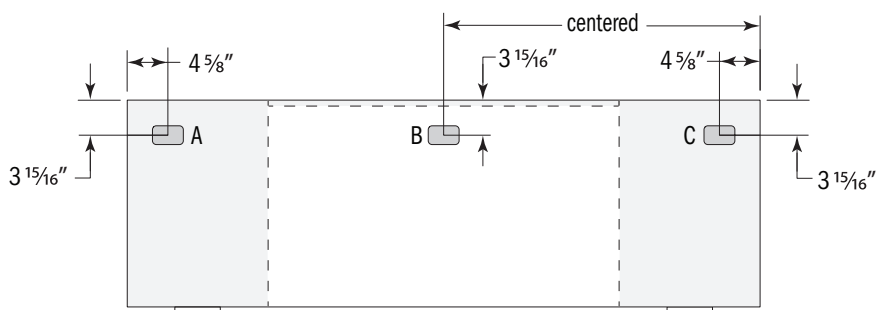
Worksurface Grommet Locations (continued)



Support End and Run-Off Desks



Bridges and Returns



Credenzas

Vision Product Information

Wire Management

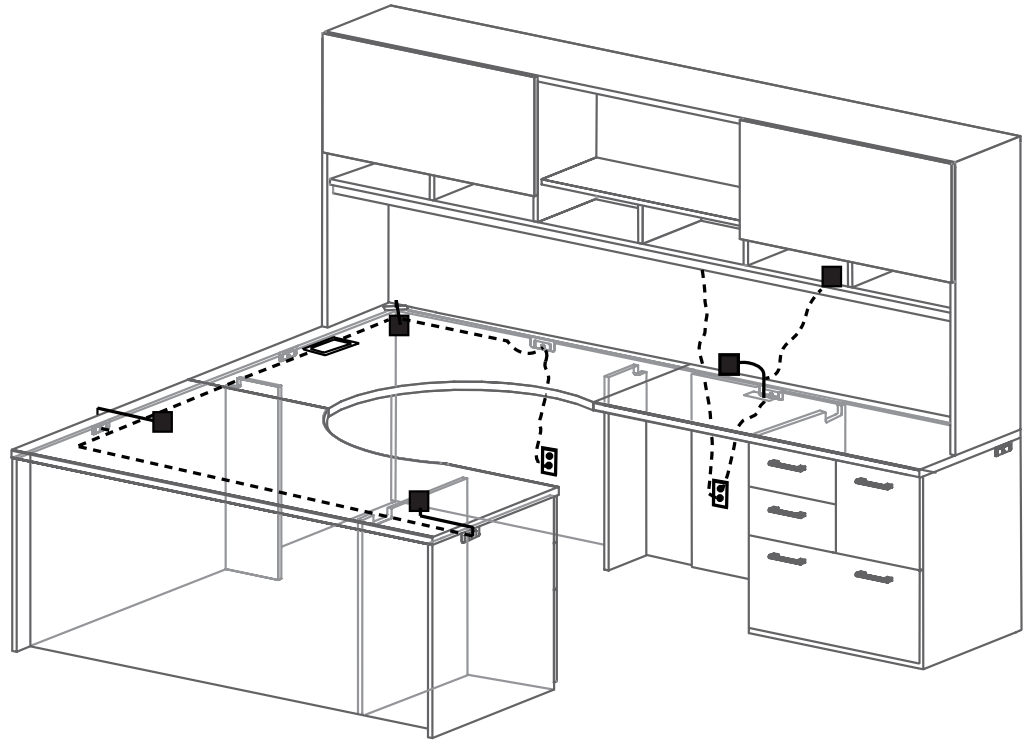
Wiring can move freely from unit to unit and out to the building power/data through numerous grommet options.

Optional top grommets are offered in key locations on desks, bridges, returns, credenzas and corner units.

Pedestal desks, credenzas, corners units, bridge panels, return modesty panels and end panels offer optional chassis grommets.

The end panel grommet opening is 4" wide by 1 7/8" high with a bezel trim secured to the panel with a friction side cap.

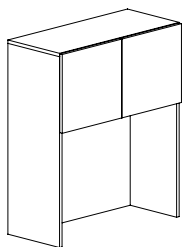
Refer to the accessory section for additional technology and accessory items. (see page [VS322](#))



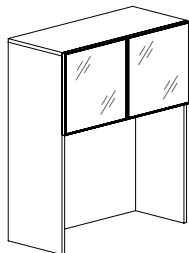
Vision Product Information

Overhead Cabinets, Storage Towers and Wall Mounted Cabinet Door Style

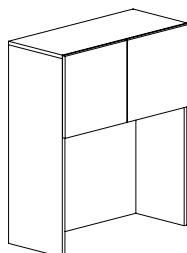
Vision overhead cabinets, storage towers and wall mounted cabinet doors can be specified in laminate door, laminate with aluminum frame glass door, veneer door, veneer aluminum frame glass door, and veneer wood frame glass door.



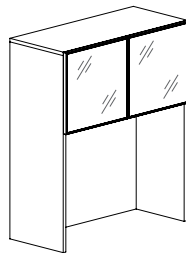
Laminate Cabinet with Laminate Door



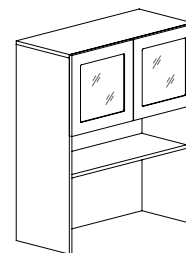
Laminate Cabinet with Aluminum Frame Glass Door



Veneer Cabinet with Veneer or Laminate Door

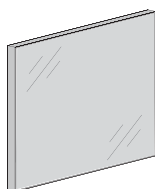


Veneer Cabinet with Aluminum Frame Glass Door



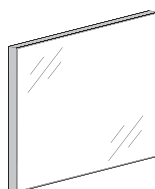
Veneer Cabinet with Wood Frame Glass Door

Door Options for Overhead Cabinets, Storage Towers and Wall Mounted Cabinets



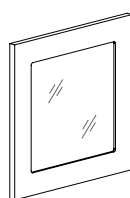
Frosted
Aluminum Frame
(Frosted glass with acid etched back)

locking not available



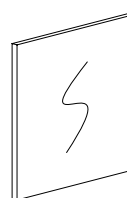
White Back Painted
Aluminum Frame
(Glossy low iron white back painted glass)

locking not available



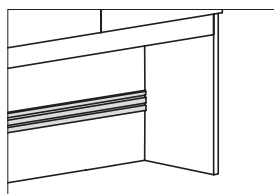
Wood Frame
Clear Glass

locking not available



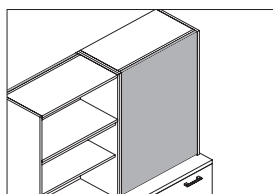
Markerboard

Product Features and Options



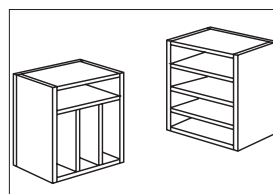
Aluminum Accessory Rail

- Anodized Aluminum finish
- Accessory Tools
 - Upright Tray
 - Small Tray
 - Pencil Tray
 - Paper Tray
 - File Hanger



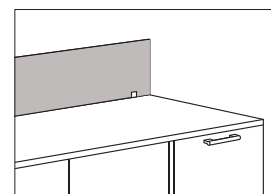
Fabric Back Panel

- excellent solution for open plan or room dividers
- tackable surface
- COM or JSI fabric program available



Paper Sorters

- Can provide support for transaction worksurfaces
- Use under overhead cabinet storage overhead cabinets without cubbies
- Field configured- horizontal shelf and vertical shelves or all horizontal shelves



Privacy Screens

- Mounts to the top of the worksurface
- Acrylic Panel- Frosted
- Attachment hardware is included
- Field installed

Vision Product Information

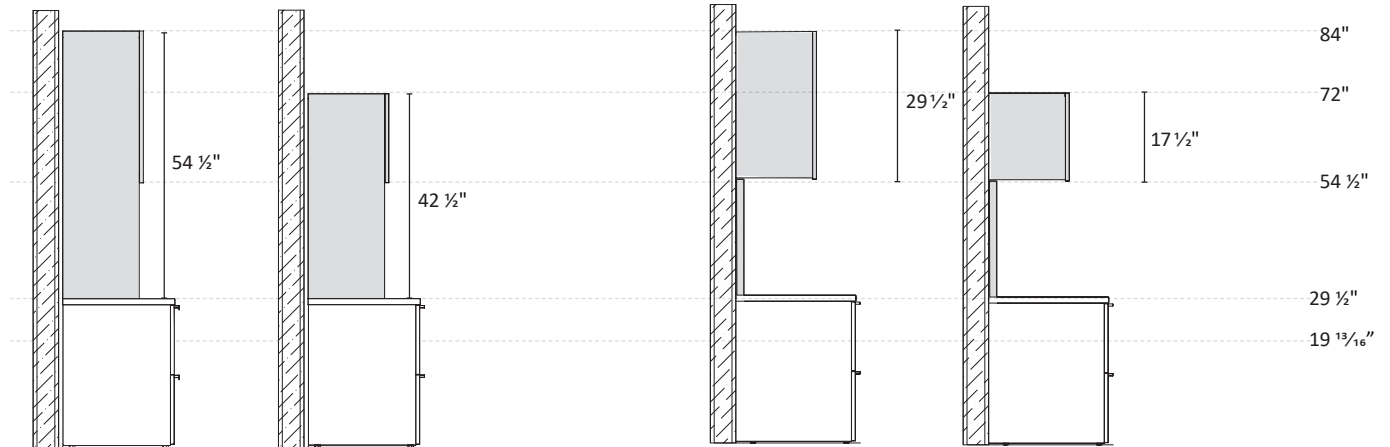
Overhead Cabinets + Wall Mount Overheads

Product Overview

Vision overhead cabinets, wall mount overheads and wall panels, when combined with lower storage, create an overall height of 72" or 84". Overhead cabinets are available in two heights: 42 ½" or 54 ½". Wall mount overheads are available in two heights: 17 ½" or 29 ½".

Overhead Cabinets (side view)

Wall Mount Overheads (side view)



54 ½"h overhead cabinet with standard height credenza

42 ½"h overhead cabinet with standard height credenza

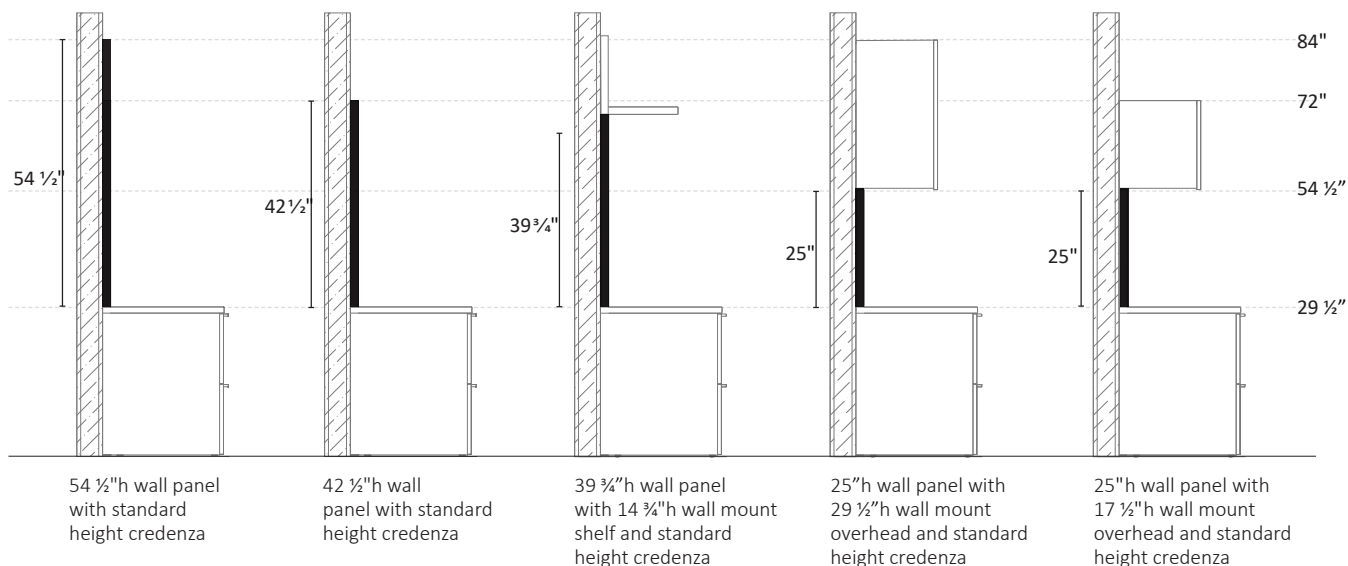
Vision Product Information

Wall Panel Stack-ups

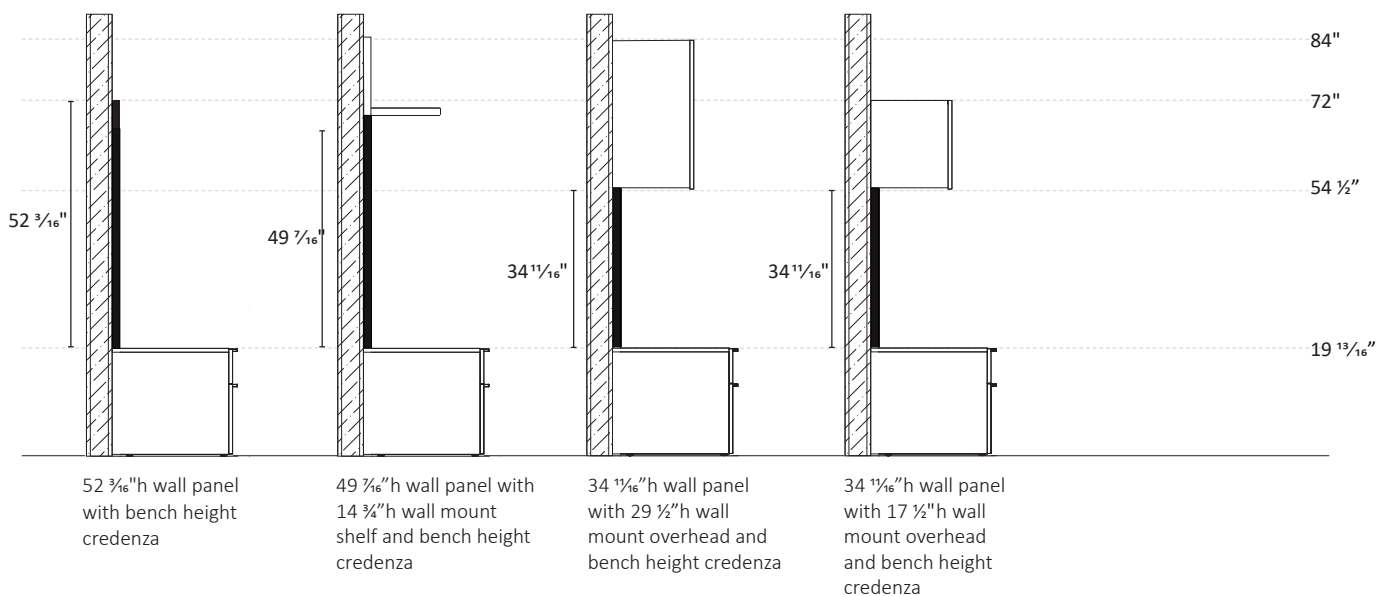
Product Overview

Vision overhead cabinets, wall mount overhangs and wall panels, when combined with lower storage, create an overall height of 72" or 84". Wall panels are available in seven heights to accommodate various combinations of use to create the overall height of 72" or 84". Wall panels are offered in laminate, veneer, tackboard, markerboard, and magnetic glass materials.

Wall Panels with Standard Height Credenza (side view)




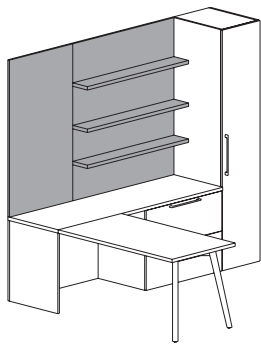
Wall Panels with Bench Height Credenza (side view)



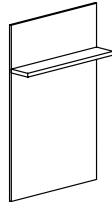
Vision Product Information

Wall Panel Shelf Options - Veneer, Laminate or Glass

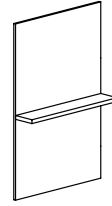
54 1/2" h



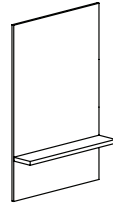
A
No Shelf



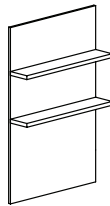
B
Shelf at 69 1/4"



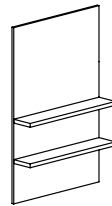
F
Shelf at 54 1/2"



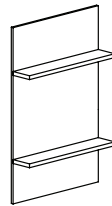
C
Shelf at 42"



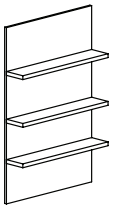
G
Shelf at 69 1/4"
Shelf at 54 1/2"



H
Shelf at 54 1/2"
Shelf at 42"




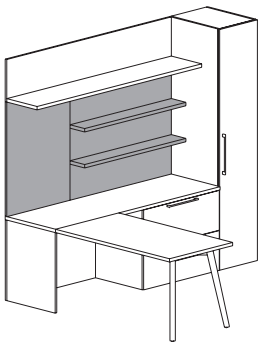
D
Shelf at 69 1/4"
Shelf at 42"



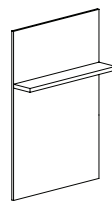
E
Shelf at 69 1/4"
Shelf at 54 1/2"
Shelf at 42"

shelf dimensions are from the floor

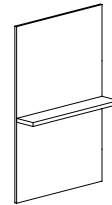
52 3/8" h, 49 1/8" h, 42 1/2" h and 39 3/4" h



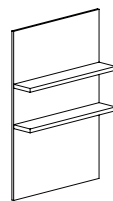
A
No Shelf



B
Shelf at 54 1/2"



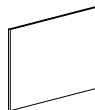
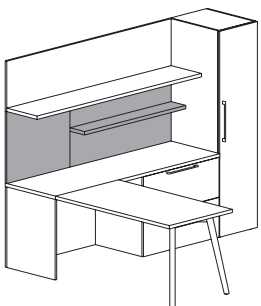
C
Shelf at 42"



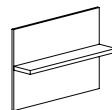
D
Shelf at 54 1/2"
Shelf at 42"

shelf dimensions are from the floor

34 1/8" h and 25" h



A
No Shelf



B
Shelf at 42"

Vision Product Information

Wall Panel Ship Weights

Ship weight listed on product pages VS264- VS279 calls out the maximum weight for the most that could be used per model. Listed below are the exact weight per shelf configuration.

Ship Weights for Wall Panels				
Model	No Shelves	1 Shelf	2 Shelves	3 Shelves
54"h Wall Panels with Veneer/Laminate Shelves				
VSV1854WP / VST1854WP	25	29	33	37
VSV2454WP / VST2454WP	32	38	44	50
VSV3054WP / VST3054WP	39	46	53	60
VSV3354WP / VST3354WP	42	50	58	66
VSV3654WP / VST3654WP	45	54	63	72
VSV3954WP / VST3954WP	48	58	68	78
VSV4254WP / VST4254WP	51	62	73	84
VSV4854WP / VST4854WP	58	70	82	94
VSV5454WP / VST5454WP	65	79	93	107
VSV6054WP / VST6054WP	72	87	102	117
53"h Wall Panels with Veneer/Laminate Shelves				
VSV1853WP / VST1853WP	23	27	31	
VSV2453WP / VST2453WP	30	36	42	
VSV3053WP / VST3053WP	37	44	51	
VSV3353WP / VST3353WP	40	48	56	
VSV3653WP / VST3653WP	43	52	61	
VSV3953WP / VST3953WP	46	56	66	
VSV4253WP / VST4253WP	49	60	71	
VSV4853WP / VST4853WP	56	68	80	
VSV5453WP / VST5453WP	63	77	91	
VSV6053WP / VST6053WP	70	85	100	
50"h Wall Panels with Veneer/Laminate Shelves				
VSV1850WP / VST1850WP	21	25	29	
VSV2450WP / VST2450WP	28	34	40	
VSV3050WP / VST3050WP	35	42	49	
VSV3350WP / VST3350WP	38	46	54	
VSV3650WP / VST3650WP	41	50	59	
VSV3950WP / VST3950WP	44	54	64	
VSV4250WP / VST4250WP	47	58	69	
VSV4850WP / VST4850WP	54	66	78	
VSV5450WP / VST5450WP	61	75	89	
VSV6050WP / VST6050WP	68	83	98	
42"h Wall Panels with Veneer/Laminate Shelves				
VSV1842WP / VST1842WP	19	24	29	
VSV2442WP / VST2442WP	25	31	37	
VSV3042WP / VST3042WP	30	38	46	
VSV3342WP / VST3342WP	33	41	49	
VSV3642WP / VST3642WP	36	45	54	
VSV3942WP / VST3942WP	39	48	56	
VSV4242WP / VST4242WP	42	51	60	
VSV4842WP / VST4842WP	47	59	70	
VSV5442WP / VST5442WP	53	64	78	
VSV6042WP / VST6042WP	59	73	87	

Ship Weights for Wall Panels			
Model	No Shelves	1 Shelf	2 Shelves
40"h Wall Panels with Veneer/Laminate Shelves			
VSV1840WP / VST1840WP	18	23	28
VSV2440WP / VST2440WP	23	29	35
VSV3040WP / VST3040WP	29	36	43
VSV3340WP / VST3340WP	31	39	47
VSV3640WP / VST3640WP	34	43	52
VSV3940WP / VST3940WP	37	46	55
VSV4240WP / VST4240WP	39	49	59
VSV4840WP / VST4840WP	44	56	68
VSV5440WP / VST5440WP	50	62	74
VSV6040WP / VST6040WP	55	67	79
35"h Wall Panels with Veneer/Laminate Shelves			
VSV1835WP / VST1835WP	16	21	
VSV2435WP / VST2435WP	21	27	
VSV3035WP / VST3035WP	25	33	
VSV3335WP / VST3335WP	28	36	
VSV3635WP / VST3635WP	30	38	
VSV3935WP / VST3935WP	32	42	
VSV4235WP / VST4235WP	35	45	
VSV4835WP / VST4835WP	40	50	
VSV5435WP / VST5435WP	44	56	
VSV6035WP / VST6035WP	48	62	
25"h Wall Panels with Veneer/Laminate Shelves			
VSV1825WP / VST1825WP	13	17	
VSV2425WP / VST2425WP	16	22	
VSV3025WP / VST3025WP	19	27	
VSV3325WP / VST3325WP	21	29	
VSV3625WP / VST3625WP	23	31	
VSV3925WP / VST3925WP	25	33	
VSV4225WP / VST4225WP	27	35	
VSV4825WP / VST4825WP	29	40	
VSV5425WP / VST5425WP	33	45	
VSV6025WP / VST6025WP	37	50	

Vision Product Information

Wall Panel Ship Weights

Ship weight listed on product pages VS264- VS279 calls out the maximum weight for the most that could be used per model. Listed below are the exact weight per shelf configuration.

Ship Weights for Wall Panels			
Model	1 Shelf	2 Shelves	3 Shelves
54" h Wall Panels with Glass Shelves			
VSV1854WPGS / VST1854WPGS	28	31	34
VSV2454WPGS / VST2454WPGS	36	40	44
VSV3054WPGS / VST3054WPGS	44	49	54
VSV3354WPGS / VST3354WPGS	47	52	57
VSV3654WPGS / VST3654WPGS	51	57	63
VSV3954WPGS / VST3954WPGS	54	60	66
VSV4254WPGS / VST4254WPGS	58	65	72
VSV4854WPGS / VST4854WPGS	66	74	82
VSV5454WPGS / VST5454WPGS	74	83	92
VSV6054WPGS / VST6054WPGS	82	92	102
53" h Wall Panels with Glass Shelves			
VSV1853WPGS / VST1853WPGS	26	29	
VSV2453WPGS / VST2453WPGS	34	38	
VSV3053WPGS / VST3053WPGS	42	47	
VSV3353WPGS / VST3353WPGS	45	50	
VSV3653WPGS / VST3653WPGS	49	55	
VSV3953WPGS / VST3953WPGS	52	58	
VSV4253WPGS / VST4253WPGS	56	63	
VSV4853WPGS / VST4853WPGS	64	72	
VSV5453WPGS / VST5453WPGS	72	81	
VSV6053WPGS / VST6053WPGS	80	90	
50" h Wall Panels with Glass Shelves			
VSV1850WPGS / VST1850WPGS	24	27	
VSV2450WPGS / VST2450WPGS	32	36	
VSV3050WPGS / VST3050WPGS	40	45	
VSV3350WPGS / VST3350WPGS	43	48	
VSV3650WPGS / VST3650WPGS	47	53	
VSV3950WPGS / VST3950WPGS	50	56	
VSV4250WPGS / VST4250WPGS	54	61	
VSV4850WPGS / VST4850WPGS	62	70	
VSV5450WPGS / VST5450WPGS	70	79	
VSV6050WPGS / VST6050WPGS	78	88	
42" h Wall Panels with Glass Shelves			
VSV1842WPGS / VST1842WPGS	22	25	
VSV2442WPGS / VST2442WPGS	29	33	
VSV3042WPGS / VST3042WPGS	35	40	
VSV3342WPGS / VST3342WPGS	38	43	
VSV3642WPGS / VST3642WPGS	42	48	
VSV3942WPGS / VST3942WPGS	45	51	
VSV4242WPGS / VST4242WPGS	49	56	
VSV4842WPGS / VST4842WPGS	55	63	
VSV5442WPGS / VST5442WPGS	62	71	
VSV6042WPGS / VST6042WPGS	69	79	

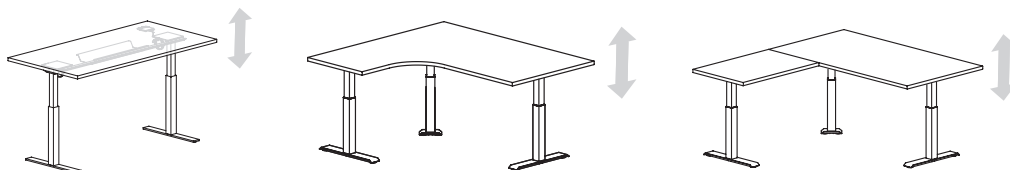
Ship Weights for Wall Panels		
Model	1 Shelf	2 Shelves
40" h Wall Panels with Glass Shelves		
VSV1840WPGS / VST1840WPGS	21	24
VSV2440WPGS / VST2440WPGS	27	31
VSV3040WPGS / VST3040WPGS	34	39
VSV3340WPGS / VST3340WPGS	36	41
VSV3640WPGS / VST3640WPGS	40	46
VSV3940WPGS / VST3940WPGS	43	49
VSV4240WPGS / VST4240WPGS	46	53
VSV4840WPGS / VST4840WPGS	52	60
VSV5440WPGS / VST5440WPGS	59	68
VSV6040WPGS / VST6040WPGS	65	75
35" h Wall Panels with Glass Shelf		
VSV1835WPGS / VST1835WPGS	19	
VSV2435WPGS / VST2435WPGS	25	
VSV3035WPGS / VST3035WPGS	30	
VSV3335WPGS / VST3335WPGS	33	
VSV3635WPGS / VST3635WPGS	36	
VSV3935WPGS / VST3935WPGS	38	
VSV4235WPGS / VST4235WPGS	42	
VSV4835WPGS / VST4835WPGS	48	
VSV5435WPGS / VST5435WPGS	53	
VSV6035WPGS / VST6035WPGS	58	
25" h Wall Panels with Glass Shelf		
VSV1825WPGS / VST1825WPGS	16	
VSV2425WPGS / VST2425WPGS	20	
VSV3025WPGS / VST3025WPGS	24	
VSV3325WPGS / VST3325WPGS	26	
VSV3625WPGS / VST3625WPGS	29	
VSV3925WPGS / VST3925WPGS	31	
VSV4225WPGS / VST4225WPGS	34	
VSV4825WPGS / VST4825WPGS	37	
VSV5425WPGS / VST5425WPGS	42	
VSV6025WPGS / VST6025WPGS	47	

Vision Product Information

Vision integrates height adjustability into the workplace environment in multiple ways to meet the unique needs of the customer. Here is an overview of the most popular ways.

Adjustable Height T-Base Table Desks

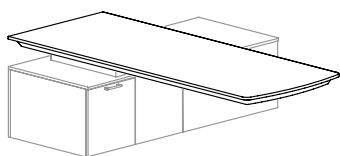
Tables with exposed telescoping legs is offered in Standard and Extended Range with electrical units. Select units also offer Pneumatic.



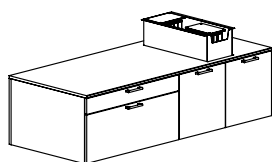
See Page [VS2-VS32](#)

Adjustable Height Cantilever

Creates a statement piece when using the Cantilevered Table and Support Credenza together.



See Page [VS34](#)



Use with Cantilever Support Credenza
See Page [VS34](#)

Cantilever Support Metal Base Finishes

Metal Finish Standard

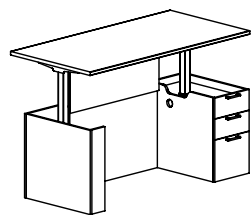
ABZ	Aged Bronze	MBK	Matte Black
ASL	Arctic Silver	PEW	Pewter
BWH	Bright White	SBZ	Soft Bronze
GLD	Gold	SNK	Soft Nickel

Metal Finish Upcharge - add \$103

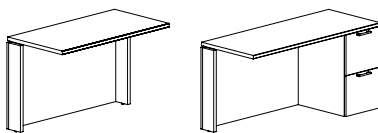
ANL	Antique Linen	MWH	Midnight Whisper
BLJ	Blue Jean	MUS	Mustard Seed
CAP	Candy Apple	OLV	Olive Fog
CAB	Cashmere Beige	POW	Porcelain White
CDU	Copper Dust	SPA	Space Cadet
DST	Desert Stone	SPP	Sparkling Peach
DUP	Dusty Petal	SPR	Spiced Raisin
EBL	Electric Blue	SMK	Stormy Sky
EMC	Emerald City	TFB	Toffee Brown
EVP	Evergreen Pine	VMA	Vintage Mahogany
GOH	Golden Honey		

Adjustable Height Single Pedestal Desk

Single pedestal adjustable desks can be used with companion fixed bridge or return to eliminate pinch points.



See Page [VS37-VS39](#)

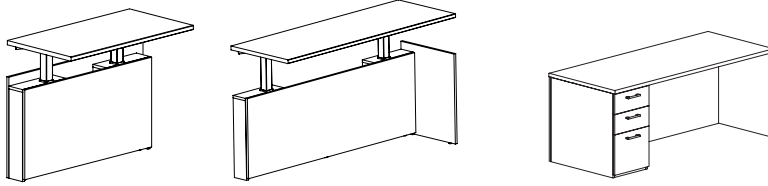


Use with Fixed Bridge or Return
See Page [VS54-VS56](#)

Vision Product Information

Adjustable Height Bridge and Return

For applications when desk is stationary and height adjustability is needed on the bridge or return. Units created to eliminate pinch points.

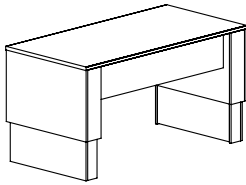


See Page [VS49-VS50](#)

Use with Fixed Height Desk
See Page [VS63-VS68](#)

Adjustable Height Desk

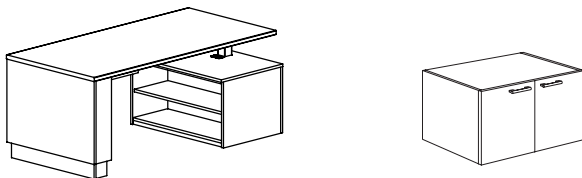
Stand alone height adjustable table encapsulates mechanism within end panels.



With Telescoping End Panels
See Page [VS35](#)

Adjustable Height Peninsula Desk

Use with bench height configurations for smaller footprints when adjustability needed at desk.

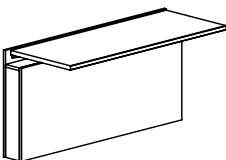


With Telescoping End Panel and Credenza
See Page [VS51](#)

Use with Bench Height Configurations
See Page [VS133](#)

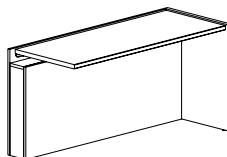
Use with workwall peninsula desk for height adjustability on bridge or return.

Adjustable Height Workwall Bridge



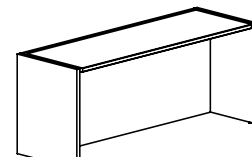
See Page [VS56](#)

Adjustable Height Workwall Return



See Page [VS57](#)

Adjustable Height Workwall Credenza



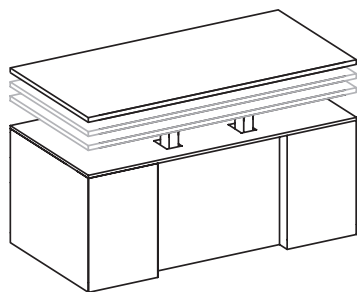
See Page [VS53](#)

Vision Product Information

ERGO Adjustable Work Height Mechanism

Our proprietary adjustable work height mechanism can be specified on many of the models in Vision. ERGO can only be specified in a HPL (high pressured laminate) or Veneer.

ERGO mechanism allows height adjustability to be added to the worksurface. Our solution uses a standardized design that minimizes the modifications required to standard desk, bridge, or credenza models. The mechanism and control box are neatly concealed to maintain the appearance of the original elegance of the product. A push button activates the electric powered lifting columns for adjustability from sitting height to a standing height. A $\frac{3}{4}$ " thick finished sub top is added to the top of the desk chassis for a clean appearance when the surface is in the raised position. In the lowered position, please note that ERGO adds $\frac{3}{4}$ " to the standard height of the desk and the installation will decrease knee space depth by 8".

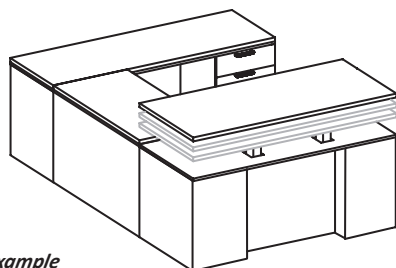


Automatic Collision Control is built in to each mechanism as a standard feature. When the system senses an obstacle obstructing the movement, the mechanism will reverse direction and retreat by 1".

When ERGO is added to a worksurface in an "L" or "U" group, all units in the configuration need to have a sub top added. These units are considered to be ERGO ADJACENT units. ERGO ADJACENT units must have a fixed height worksurface that matches the lowest position of the ERGO mechanism and the top. This is accomplished by adding a $\frac{3}{4}$ " sub top between the chassis and the worksurface. This feature can also be specified for cabinets which may sit next to a unit with the ERGO mechanism.

Height adjustment starts at $30\frac{3}{4}$ ", to a standing height of $49\frac{3}{4}$ ", a range of $19\frac{1}{2}$ ".

NOTE: The kneespace depth is decreased when the ERGO mechanism is specified. Contact Customer Service for dimension information.



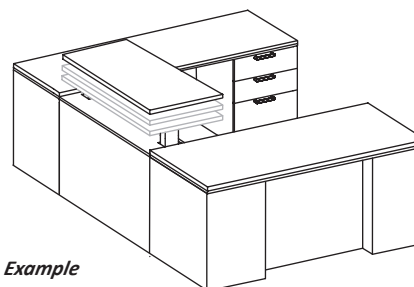
Example

VST3672LD (with ERGO option)
VST2448EB (with ERGO ADJACENT option)
VST2472RC (with ERGO ADJACENT option)

add \$4,777 to list
add \$514 to list
add \$630 to list

VSV3672LD (with ERGO option)
VSV2448EB (with ERGO ADJACENT option)
VSV2472RC (with ERGO ADJACENT option)

add \$5,337 to list
add \$670 to list
add \$786 to list



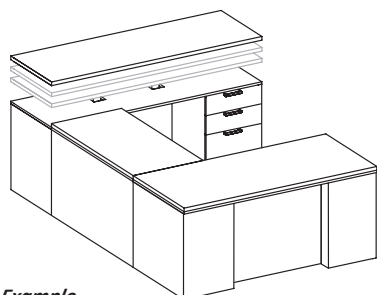
Example

VST3672LD (with ERGO ADJACENT option)
VST2448EB (with ERGO option)
VST2472RC (with ERGO ADJACENT option)

add \$630 to list
add \$4,777 to list
add \$630 to list

VSV3672LD (with ERGO ADJACENT option)
VSV2448EB (with ERGO option)
VSV2472RC (with ERGO ADJACENT option)

add \$786 to list
add \$5,337 to list
add \$786 to list



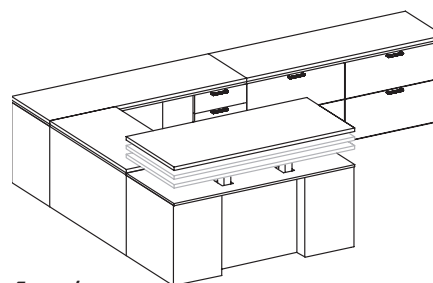
Example

VST3672LD (with ERGO ADJACENT option)
VST2448EB (with ERGO ADJACENT option)
VST2472RC (with ERGO option)

add \$630 to list
add \$514 to list
add \$4,777 to list

VSV3672LD (with ERGO ADJACENT option)
VSV2448EB (with ERGO ADJACENT option)
VSV2472RC (with ERGO option)

add \$786 to list
add \$670 to list
add \$5,337 to list



Example

VST3672LD (with ERGO option)
VST2448EB (with ERGO ADJACENT option)
VST2472RC (with ERGO ADJACENT option)
VST2472LFC (with ERGO ADJACENT option)

add \$4,777 to list
add \$514 to list
add \$630 to list
add \$630 to list

VSV3672LD (with ERGO option)
VSV2448EB (with ERGO ADJACENT option)
VSV2472RC (with ERGO ADJACENT option)
VSV2472LFC (with ERGO ADJACENT option)

add \$5,337 to list
add \$670 to list
add \$786 to list
add \$786 to list

Vision Product Information

Availability of Vision HPL Laminate or Veneer Units with the ERGO Mechanism

The following models are available, in HPL or Veneer, with the ERGO Adjustable Work Height Mechanism.

Freestanding Units- Units below do not require adjacent products; select ERGO option for **HPL Laminate add \$4,777** or **Veneer add \$5,337** to the list price.


Double Pedestal Desks		Credenzas		Shell Desks
VST3060DD	VST3672DDF	VST2060KC	VST2460KC	VST3060SHDF
VSV3060DD	VSV3672DDF	VSV2060KC	VSV2460KC	VSV3060SHDF
VST3060DDF	VST3678DD	VST2066KC	VST2466KC	VST3066SHDF
VSV3060DDF	VSV3678DD	VSV2066KC	VSV2466KC	VSV3066SHDF
VST3066DD	VST3678DDF	VST2072KC	VST2472KC	VST3072SHDF
VSV3066DD	VSV3678DDF	VSV2072KC	VSV2472KC	VSV3072SHDF
VST3066DDF	VST3684BD	VST2078KC	VST2478KC	VST3672SHDF
VSV3066DDF	VSV3684BD	VSV2078KC	VSV2478KC	VSV3672SHDF
VST3072DD	VST3684BDF	VST2084KC	VST2484KC	
VSV3072DD	VSV3684BDF	VSV2084KC	VSV2484KC	
VST3072DDF	VST3684DD			
VSV3072DDF	VSV3684DD			
VST3672BD	VST3684DDF			
VSV3672BD	VSV3684DDF			
VST3672BDF	VST4272BD			
VSV3672BDF	VSV4272BD			
VST3672DD	VST4272BDF			
VSV3672DD	VSV4272BDF			

ERGO Adjacent Connecting Units - Select ERGO option for the model you wish to have height adjustment for **HPL Laminate add \$4,777** or **Veneer add \$5,337** to the list price. For units, from this list, that are connecting to the ERGO model, you must select ERGO ADJACENT on each of these connecting laminate models add \$630 and veneer add \$786 list price. *If the connecting model is 24" x 48" or less for laminate add \$514 list or veneer add \$670.

Single Pedestal Desks		Returns	Credenzas		Bridges	Corner Units		
VST3066LD	VST3684LD	VST2042ELR*	VST2442ERCRC*	VST2460LRR	VST2060LC*	VST2460LC	VST2036EB*	VST4242-20ECU
VSV3066LD	VSV3684LD	VSV2042ELR*	VSV2442ERCRC*	VSV2460LRR	VSV2060LC*	VSV2460LC	VSV2036EB*	VSV4242-20ECU
VST3066LDF	VST3684LDF	VST2042ELY*	VST2442ERCY*	VST2460LLR	VST2060RC*	VST2460RC	VST2042EB*	VST4242-24ECU
VSV3066LDF	VSV3684LDF	VSV2042ELY*	VSV2442ERCY*	VSV2460LLR	VSV2060RC*	VSV2460RC	VSV2042EB*	VSV4242-24ECU
VST3066RD	VST3684RBD	VST2042ELR*	VST2442ERR*	VST2454LRR	VST2066LC*	VST2466LC	VST2048EB*	VST4852ERCUC
VSV3066RD	VSV3684RBD	VSV2042ELR*	VSV2442ERR*	VSV2454LRR	VSV2066LC*	VSV2466LC	VSV2048EB*	VSV4852ERCUC
VST3066RDF	VST3684RBD	VST2042ERY*	VST2442ERY*	VST2454LLR	VST2066RC*	VST2466RC	VST2436EB*	VST4852ELCU
VSV3066RDF	VSV3684RBD	VSV2042ERY*	VSV2442ERY*	VSV2454LLR	VSV2066RC*	VSV2466RC	VSV2436EB*	VSV4852ELCU
VST3072LD	VST3684RD	VST2048ELR*	VST2448ELCR*	VST2448LRR	VST2072LC*	VST2472LC	VST2442EB*	
VSV3072LD	VSV3684RD	VSV2048ELR*	VSV2448ELCR*	VSV2448LRR	VSV2072LC*	VSV2472LC	VSV2442EB*	
VST3072LDF	VST3684RDF	VST2048ELY*	VST2448ELCY*	VST2448LLR	VST2072RC*	VST2472RC	VST2448EB*	
VSV3072LDF	VSV3684RDF	VSV2048ELY*	VSV2448ELCY*	VSV2448LLR	VSV2072RC*	VSV2472RC	VSV2448EB*	
VST3072RD	VST4272CLD	VST2048ELR*	VST2448ELR*	VST2060LRR*	VST2078LC*	VST2478LC		
VSV3072RD	VSV4272CLD	VSV2048ELR*	VSV2448ELR*	VSV2060LRR*	VSV2078LC*	VSV2478LC		
VST3072RDF	VST4272CLDF	VST2048ERY*	VST2448ELY*	VST2060LLR*	VST2078RC*	VST2478RC		
VSV3072RDF	VSV4272CLDF	VSV2048ERY*	VSV2448ELY*	VSV2060LLR*	VSV2078RC*	VSV2478RC		
VST3672LBD	VST4272CRD	VST2054ELR*	VST2448ERCRC*	VST2054LRR*	VST2084LC*	VST2484LC		
VSV3672LBD	VSV4272CRD	VSV2054ELR*	VSV2448ERCRC*	VSV2054LRR*	VSV2084LC*	VSV2484LC		
VST3672LDF	VST4272CRDF	VST2054ELY*	VST2448ERCY*	VST2054LLR*	VST2084RC*	VST2484RC		
VSV3672LDF	VSV4272CRDF	VSV2054ELY*	VSV2448ERCY*	VSV2054LLR*	VSV2084RC*	VSV2484RC		
VST3672LD	VST4272LBD	VST2054ERR*	VST2448ERR*	VST2048LRR*	VST2084LRC	VST2484LRC		
VSV3672LD	VSV4272LBD	VSV2054ERR*	VSV2448ERR*	VST2048LRR*	VST2084LRC	VST2484LRC		
VST3672LDF	VST4272LBD	VST2054ERY*	VST2448ERY*	VST2048LLR*	VST2084LLC	VST2484LLC		
VSV3672LDF	VSV4272LBD	VSV2054ERY*	VSV2448ERY*	VST2048LLR*	VST2084LLC	VST2484LLC		
VST3672RBD	VST4272RBD	VST2060ELY*	VST2454ELR		VST2078LRC	VST2478LRC		
VSV3672RBD	VSV4272RBD	VSV2060ELY*	VSV2454ELR		VST2078LRC	VST2478LRC		
VST3672RDF	VST4272RBD	VST2060ERR*	VST2454ELY		VST2078LLC	VST2478LLC		
VSV3672RDF	VSV4272RBD	VSV2060ERR*	VSV2454ELY		VST2078LLC	VST2478LLC		
VST3672RD	VST4872CBDL	VST2060ELR*	VST2454ERR		VST2072LRC	VST2472LRC		
VSV3672RD	VSV4872CBDL	VSV2060ELR*	VSV2454ERR		VST2072LRC	VST2472LRC		
VST3672RDF	VST4872CBDL	VST2060ERY*	VST2454ERY		VST2072LLC	VST2472LLC		
VSV3672RDF	VSV4872CBDL	VSV2060ERY*	VSV2454ERY		VST2072LLC	VST2472LLC		
VST3684LBD	VST4872CBDR	VST2442ELCR*	VST2460ELR					
VSV3684LBD	VSV4872CBDR	VSV2442ELCR*	VSV2460ELR					
VST3684LDF	VST4872CBDR	VST2442ELCY*	VST2460ELY					
VSV3684LDF	VSV4872CBDR	VSV2442ELCY*	VST2460ELY					
		VST2442ELR*	VST2460ERR					
		VSV2442ELR*	VSV2460ERR					
		VST2442ELY*	VST2460ERY					
		VSV2442ELY*	VSV2460ERY					

Vision Product Information

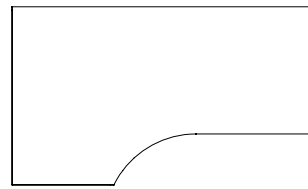
Peninsula and Modular Top Shapes



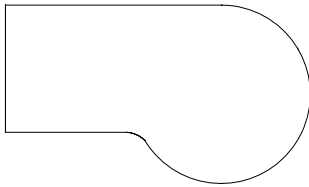
Rectangular/Soft Rectangular
peninsula/modular



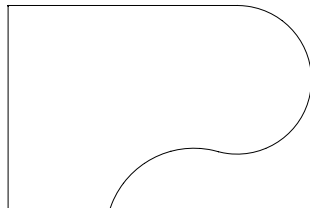
Bullet
peninsula/modular



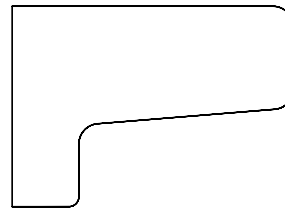
Extended Corner
modular



"P" Top
peninsula



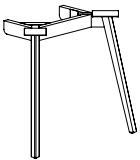
Extended Corner Bullet
peninsula/modular



Sweeping L
peninsula/modular

Base for Worksurface Tops and Finish/Metal Colors Options

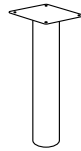
These base styles can be used with Peninsula Desks and Modular Desk Tops.



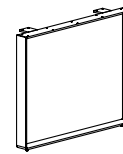
Taper Base
solid wood finishes, [see pg V138](#)
paint- add \$49, [see pg V138](#)



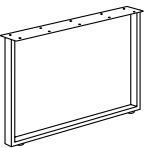
Truss Base
solid wood finishes, [see pg V138](#)



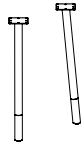
Column Base
metal finishes, [see pg V139](#)



Perimeter Base
Chrome (only)

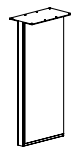


Rectangular Base
metal finishes, [see pg V139](#)



Dowel Base
upper section
metal finishes, [see pg V139](#)

lower section
solid wood finishes, [see pg V138](#)
paint- add \$49, [see pg V138](#)



Executive Base
Vision laminate finishes, [see pg V138](#)

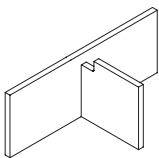
Metal
metal finishes, [see pg V139](#)



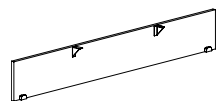
Executive Base
Vision wood finishes, [see pg V138](#)

Metal
metal finishes, [see pg V139](#)

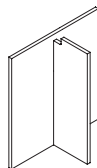
Modular Top End Supports for Peninsula and Modular Tops



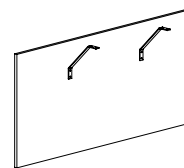
Bench Height "T" Support
use with bench height configurations



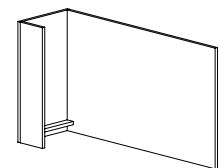
Bench Height Support with Metal Braces
use with modular tops or bench height configurations



Full Height "T" Support
use with peninsula or modular tops



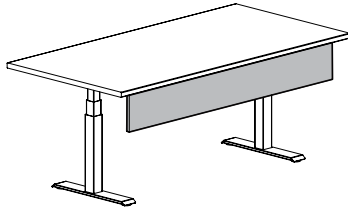
Full Height End Support with Metal Braces
use with peninsula or modular tops



Wing End Support
use to create a modular open corner credenza or desk

Vision Product Information

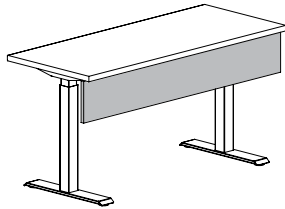
Electric Adjustable Height Table Desk - Standard/Extended/Pneumatic



Height Adjustable Modesty Panel Recommendations

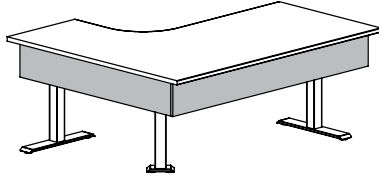
Top Depth	Top Width	Model Number
36/30/24	72	VST0964TDM / VSV0964TDM
30/24	84	VST0976TDM / VSV0976TDM
30/24	78	VST0970TDM / VSV0970TDM
30/24	66	VST0958TDM / VSV0958TDM
30/24	60	VST0952TDM / VSV0952TDM
30/24	54	VST0946TDM / VSV0946TDM
30/24	48	VST0940TDM / VSV0940TDM

Electric Adjustable Height Bridge - Standard/Extended/Pneumatic



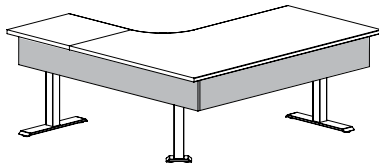
Top Depth	Top Width	Model Number
24	58	VST0958TDM / VSV0958TDM
24	52	VST0952TDM / VSV0952TDM
24	46	VST0940TDM / VSV0940TDM
24	40	VST0940TDM / VSV0940TDM

Adjustable Height Corner Table - One Piece Top - Standard/Extended



Top Depth	Top Width	Model Number
36/30	72	VST7203TDM / VSV7203TDM
36/30	66	VST6603TDM / VSV6603TDM
36/30	60	VST6003TDM / VSV6003TDM
24	72	VST7204TDM / VSV7204TDM
24	66	VST6604TDM / VSV6604TDM
24	60	VST6004TDM / VSV6004TDM

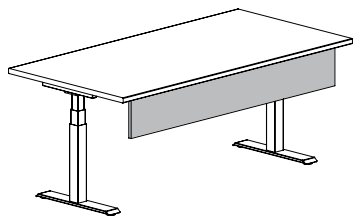
Adjustable Height Corner Table - Two Piece Top - Standard/Extended Adjustable Height Table & Return - Two Piece Top - Standard/Extended



Top Depth	Top Width	Model Number
36/30	72	VST7201TDM / VSV7201TDM
36/30	66	VST6601TDM / VSV6601TDM
36/30	60	VST6001TDM / VSV6001TDM
24	72	VST7202TDM / VSV7202TDM
24	66	VST6602TDM / VSV6602TDM
24	60	VST6002TDM / VSV6002TDM

Vision Product Information


Rectangular Table & Run-Off Top (for use with Adj. Height T-Base)



Height Adjustable Modesty Panel Recommendations

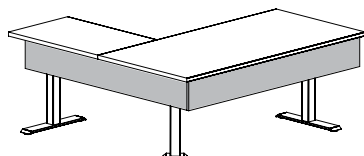
Top Depth	Top Width	Model Number
36	72	VST0964TDM / VSV0964TDM
30	84	VST0976TDM / VSV0976TDM
30	78	VST0970TDM / VSV0970TDM
30	72	VST0964TDM / VSV0964TDM
30	66	VST0958TDM / VSV0958TDM
30	60	VST0952TDM / VSV0952TDM
30	54	VST0946TDM / VSV0946TDM
30	48	VST0940TDM / VSV0940TDM
24	84	VST0976TDM / VSV0976TDM
24	78	VST0970TDM / VSV0970TDM
24	72	VST0964TDM / VSV0964TDM
24	66	VST0958TDM / VSV0958TDM
24	60	VST0952TDM / VSV0952TDM
24	54	VST0946TDM / VSV0946TDM
24	48	VST0940TDM / VSV0940TDM

Bridge Top (for use with Adj. Height T-Base)



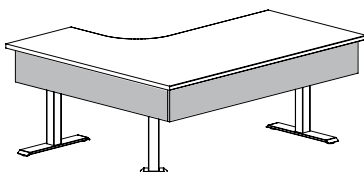
Top Depth	Top Width	Model Number
24	58	VST0952TDM / VSV0952TDM
24	52	VST0946TDM / VSV0946TDM
24	46	VST0940TDM / VSV0940TDM

Corner Desk Top (for use with Adj. Height T-Base)



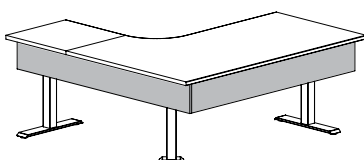
Top Depth	Top Width	Model Number
36/30	72	VST7201TDM / VSV7201TDM
36/30	66	VST6601TDM / VSV6601TDM
36/30	60	VST6001TDM / VSV6001TDM
24	72	VST7202TDM / VSV7202TDM
24	66	VST6602TDM / VSV6602TDM
24	60	VST6002TDM / VSV6002TDM

Cockpit Corner Desk Top (for use with Adj. Height T-Base)



Top Depth	Top Width	Model Number
36/30	72	VST7203TDM / VSV7203TDM
36/30	66	VST6603TDM / VSV6603TDM
36/30	60	VST6003TDM / VSV6003TDM
24	72	VST7204TDM / VSV7204TDM
24	66	VST6604TDM / VSV6604TDM
24	60	VST6004TDM / VSV6004TDM

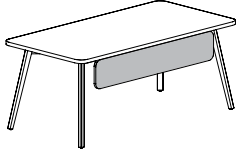
Cockpit Corner Desk Top - Two Piece (for use with Adj. Height T-Base)



Top Depth	Top Width	Model Number
36/30	72	VST7201TDM / VSV7201TDM
36/30	66	VST6601TDM / VSV6601TDM
36/30	60	VST6001TDM / VSV6001TDM
24	72	VST7202TDM / VSV7202TDM
24	66	VST6602TDM / VSV6602TDM
24	60	VST6002TDM / VSV60042TDM

Vision Product Information

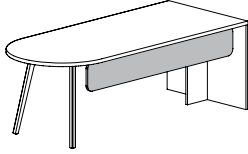
Table Desk



Modesty Panel Recommendations

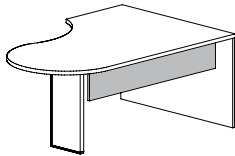
Top Depth	Top Width	Model Number
36/30	72	VST5410HMMPR / VSV5410HMMPR
36/30	66	VST4810HMMPR / VST4810HMMPR

Bullet Peninsula Desk



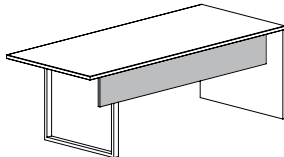
Top Depth	Top Width	Model Number
36/30	84	VST6610HMPS / VST6610HMMPR
		VSV6610HMPS / VSV6610HMMPR
36/30	78	VST6010HMPS / VST6010HMMPR
		VSV6010HMPS / VSV6010HMMPR
36/30	72	VST5410HMPS / VST5410HMMPR
		VSV5410HMPS / VSV5410HMMPR
30	66	VST4810HMPS / VST4810HMMPR
		VSV4810HMPS / VSV4810HMMPR

Cockpit Bullet Peninsula Desk



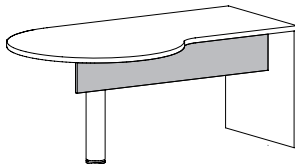
Top Depth	Top Width	Model Number
48	72	VST5410HMPS / VST5410HMMPR
		VSV5410HMPS / VSV5410HMMPR

Rectangular Peninsula Desk/Soft Rectangular Desk



Top Depth	Top Width	Model Number
36/30	84	VST7210HMPS / VST7210HMMPR
		VSV7210HMPS / VSV7210HMMPR
36/30	78	VST6610HMPS / VST6610HMMPR
		VSV6610HMPS / VSV6610HMMPR
36/30	72	VST6010HMPS / VST6010HMMPR
		VSV6010HMPS / VSV6010HMMPR
36/30	66	VST5410HMPS / VST5410HMMPR
		VSV5410HMPS / VSV5410HMMPR
36/30	60	VST4810HMPS / VST4810HMMPR
		VSV4810HMPS / VSV4810HMMPR

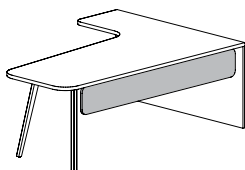
P-Top Peninsula Desk



Top Depth	Top Width	Model Number
42	84	VST6610HMPS / VST6610HMMPR
		VSV6610HMPS / VSV6610HMMPR
42	78	VST6010HMPS / VST6010HMMPR
		VSV6010HMPS / VSV6010HMMPR
42	72	VST5410HMPS / VST5410HMMPR
		VSV5410HMPS / VSV5410HMMPR

Vision Product Information

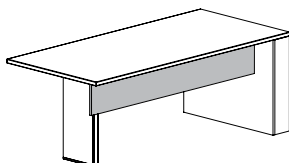
Sweeping L Peninsula Desk



Modesty Panel Recommendations

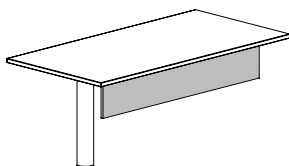
Top Depth	Top Width	Model Number
60	84	VST7210HMPS / VST7210HMPCR
		VSV7210HMPS / VSV7210HMPCR
60	78	VST6610HMPS / VST6610HMPCR
		VSV6610HMPS / VSV6610HMPCR
60	72	VST6010HMPS / VST6010HMPCR
		VSV6010HMPS / VSV6010HMPCR
60	66	VST5410HMPS / VST5410HMPCR
		VSV5410HMPS / VSV5410HMPCR
60	66	VST4810HMPS / VST4810HMPCR
		VSV4810HMPS / VSV4810HMPCR

Rectangular Workwall Peninsula Desk/Soft Rectangular Workwall Peninsula Desk



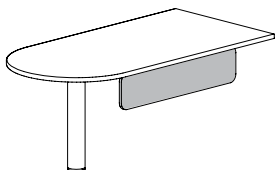
Top Depth	Top Width	Model Number
36/30	84	VST6610HMPS / VST6610HMPCR
		VSV6610HMPS / VSV6610HMPCR
36/30	78	VST6010HMPS / VST6010HMPCR
		VSV6010HMPS / VSV6010HMPCR
36/30	72	VST5410HMPS / VST5410HMPCR
		VSV5410HMPS / VSV5410HMPCR
36/30	66	VST4810HMPS / VST4810HMPCR
		VSV4810HMPS / VSV4810HMPCR
36/30	60	VST4210HMPS / VST4210HMPCR
		VSV4210HMPS / VSV4210HMPCR

Rectangular Run-Off Desk Top/Soft Rectangular Run-Off Desk Top



Top Depth	Top Width	Model Number
36/30	72	VST6010HMPS / VST6010HMPCR
		VSV6010HMPS / VSV6010HMPCR
36/30	66	VST5410HMPS / VST5410HMPCR
		VSV5410HMPS / VSV5410HMPCR
36/30	60	VST4810HMPS / VST4810HMPCR
		VSV4810HMPS / VSV4810HMPCR
36/30	54	VST4210HMPS / VST4210HMPCR
		VSV4210HMPS / VSV4210HMPCR
36/30	48	VST3610HMPS / VST3610HMPCR
		VSV3610HMPS / VSV3610HMPCR

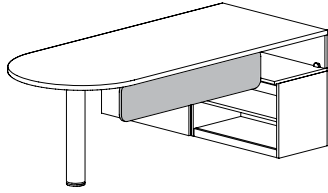
Bullet Run-Off Desk



Top Depth	Top Width	Model Number
36	72	VST4210HMPS / VST4210HMPCR
		VSV4210HMPS / VSV4210HMPCR
36	66	VST3610HMPS / VST3610HMPCR
		VSV3610HMPS / VSV3610HMPCR
36	60	VST3010HMPS / VST3010HMPCR
		VSV3010HMPS / VSV3010HMPCR

Vision Product Information

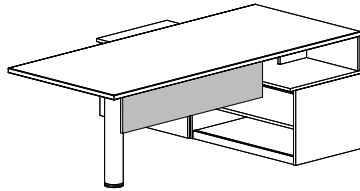
Bench Height Supported Bullet Peninsula Desk



Modesty Panel Recommendations

Top Depth	Top Width	Model Number
36/30	84	VST4210HMPS / VST4210HMPR
		VSV4210HMPS / VSV4210HMPR
36/30	78	VST3610HMPS / VST3610HMPR
		VSV3610HMPS / VSV3610HMPR
36/30	72	VST3010HMPS / VST3010HMPR
		VSV3010HMPS / VSV3010HMPR

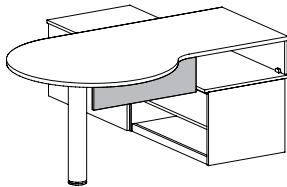
Bench Height Supported Rectangular Peninsula Desk /Bench Height Supported Soft Rectangular



Top Depth	Top Width	Model Number
36/30	84	VST4810HMPS / VST4810HMPR
		VSV4810HMPS / VSV4810HMPR
36/30	78	VST4210HMPS / VST4210HMPR
		VSV4210HMPS / VSV4210HMPR
36/30	72	VST3610HMPS / VST3610HMPR
		VSV3610HMPS / VSV3610HMPR
36/30	66	VST3010HMPS / VST3010HMPR
		VSV3010HMPS / VSV3010HMPR
36/30	60	VST3010HMPS / VST3010HMPR
		VSV3010HMPS / VSV3010HMPR

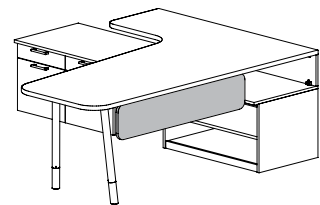
Note: 30" modesty panel does not work with all supports when using a 60"w top.

Bench Height Supported P-Top Peninsula Desk



Top Depth	Top Width	Model Number
42	84	VST4210HMPS / VST4210HMPR
		VSV4210HMPS / VSV4210HMPR
42	78	VST3610HMPS / VST3610HMPR
		VSV3610HMPS / VSV3610HMPR
42	72	VST3010HMPS / VST3010HMPR
		VSV3010HMPS / VSV3010HMPR

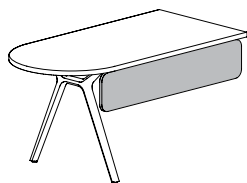
Bench Height Sweeping L Desk



Top Depth	Top Width	Model Number
60	84	VST4810HMPS / VST4810HMPR
		VSV4810HMPS / VSV4810HMPR
60	78	VST4210HMPS / VST4210HMPR
		VSV4210HMPS / VSV4210HMPR
60	72	VST3610HMPS / VST3610HMPR
		VSV3610HMPS / VSV3610HMPR
60	66	VST3010HMPS / VST3010HMPR
		VSV3010HMPS / VSV3010HMPR

Vision Product Information

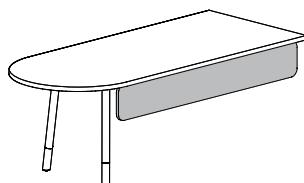
Bullet Return Top



Modesty Panel Recommendations

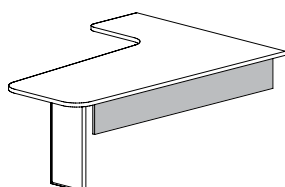
Top Depth	Top Width	Model Number
30/24	60	VST4810HMPS / VST4810HMPR
		VSV4810HMPS / VSV4810HMPR
30/24	48	VST3610HMPS / VST3610HMPR
		VSV3610HMPS / VSV3610HMPR

Modular Bullet Desk Top



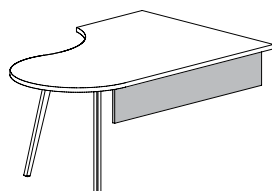
Top Depth	Top Width	Model Number
36	84	VST6610HMPS / VST6610HMPR
		VSV6610HMPS / VSV6610HMPR
36	78	VST6010HMPS / VST6010HMPR
		VSV6010HMPS / VSV6010HMPR
36/30	72	VST5410HMPS / VST5410HMPR
		VSV5410HMPS / VSV5410HMPR
36/30	66	VST4810HMPS / VST4810HMPR
		VSV4810HMPS / VSV4810HMPR
24	60	VST4210HMPS / VST4210HMPR
		VSV4210HMPS / VSV4210HMPR
24	48	VST3010HMPS / VST3010HMPR
		VSV3010HMPS / VSV3010HMPR

Modular Sweeping L Desk Top



Top Depth	Top Width	Model Number
60	84	VST7210HMPS / VST7210HMPR
		VSV7210HMPS / VSV7210HMPR
60	78	VST6610HMPS / VST6610HMPR
		VSV6610HMPS / VSV6610HMPR
60	72	VST6010HMPS / VST6010HMPR
		VSV6010HMPS / VSV6010HMPR
60	66	VST5410HMPS / VST5410HMPR
		VSV5410HMPS / VSV5410HMPR
60	60	VST4810HMPS / VST4810HMPR
		VSV4810HMPS / VSV4810HMPR

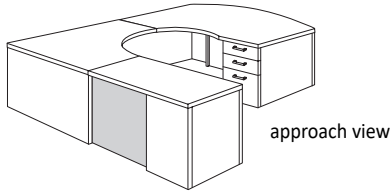
Modular Extended Corner Bullet Desk Top



Top Depth	Top Width	Model Number
48/42	72	VST5410HMPS / VST5410HMPR
		VSV5410HMPS / VSV5410HMPR
42	66	VST4810HMPS / VST4810HMPR
		VSV4810HMPS / VSV4810HMPR

Vision Product Information

Returns with Breakfront



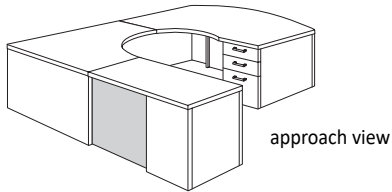
Consists of:

- VST2442MCT- top
- VST1624MFF- pedestal
- VST2728MDRA- breakfront modesty panel
- VST1628MPBK- back panel

Modesty Panel Sizes for Returns with Pedestal

Top Width	Pedestal Width	Modesty Width	Modesty Height	Model Number
36	15 5/8	21 3/16	28	VST2128MDRA
42	15 5/8	27 3/16	28	VST2728MDRA
48	15 5/8	33 3/16	28	VST3328MDRA
54	15 5/8	39 3/16	28	VST3928MDRA
60	15 5/8	45 3/16	28	VST4528MDRA

Returns with Breakfront



Consists of:

- VST2448MCT- top
- VST3624MLF- pedestal
- VST1328MDRB- modesty panel
- VST3628MPBK- back panel

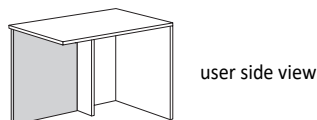
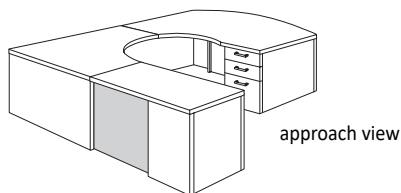
Modesty Panel Sizes for Returns with Lateral File Pedestal

Top Width	Pedestal 36" Wide	Modesty Width	Modesty Height	Model Number
42	35 7/8	6 15/16	28	VST0728MDRB
48	35 7/8	12 15/16	28	VST1328MDRB
54	35 7/8	18 15/16	28	VST1828MDRB
60	35 7/8	24 15/16	28	VST2528MDRB

Top Width	Pedestal 30" Wide	Modesty Width	Modesty Height	Model Number
36	29 7/8	6 15/16	28	VST0728MDRB
42	29 7/8	12 15/16	28	VST1328MDRB
48	29 7/8	18 15/16	28	VST1828MDRB
54	29 7/8	24 15/16	28	VST2528MDRB
60	29 7/8	30 15/16	28	VST3128MDRB

Vision Product Information

Return Shells with Breakfront

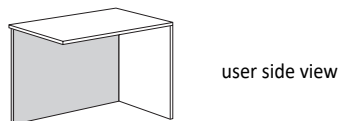
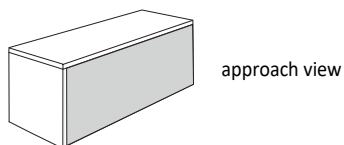


Consists of:
 VST2442MCT- top
 VST1624WEAR- wing end panel
 VST2728MDRA- breakfront modesty panel

Modesty Panel Sizes for Return Shells using VST1624WEAL or VST1624WEAR wing end panel

Top Width	Wing Assembly Width	Modesty Width	Modesty Height	Model Number
36	15 ⁵ / ₈	21 ³ / ₁₆	28	VST2128MDRA
42	15 ⁵ / ₈	27 ³ / ₁₆	28	VST2728MDRA
48	15 ⁵ / ₈	33 ³ / ₁₆	28	VST3328MDRA
54	15 ⁵ / ₈	39 ³ / ₁₆	28	VST3928MDRA
60	15 ⁵ / ₈	45 ³ / ₁₆	28	VST4528MDRA

Return Shells

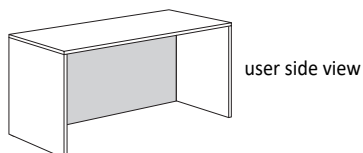
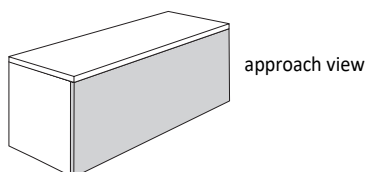


Consists of:
 VST2442MCT- top
 VST24EP- end panel
 VST4328MDRS- modesty panel

Modesty Panel Sizes for Return Shells using VST24EP end panel

Top Width	End Panel Thickness VST24EP	Modesty Width	Modesty Height	Model Number
36	³ / ₄	36 ¹ / ₁₆	28	VST3728MDRS
42	³ / ₄	42 ¹ / ₁₆	28	VST4328MDRS
48	³ / ₄	48 ¹ / ₁₆	28	VST4928MDRS
54	³ / ₄	54 ¹ / ₁₆	28	VST5528MDRS

Desk Shells



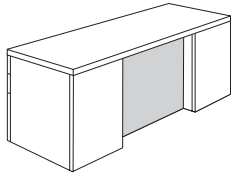
Consists of:
 VST2442MCT- top
 VST23EP- (2) end panels
 VST4228MBK- modesty panel

Modesty Panel Sizes for Desk Shells with both left and right ends using VST23EP end panel

Top Width	End Panel Thickness VST23EP	Modesty Width	Modesty Height	Model Number
30	³ / ₄	29 ⁵ / ₈	28	VST3028MBK
36	³ / ₄	35 ⁵ / ₈	28	VST3628MBK
42	³ / ₄	41 ⁵ / ₈	28	VST4228MBK
48	³ / ₄	47 ⁵ / ₈	28	VST4828MBK
54	³ / ₄	53 ⁵ / ₈	28	VST5428MBK
60	³ / ₄	59 ⁵ / ₈	28	VST6028MBK

Vision Product Information

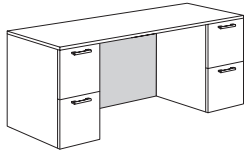
Desk Shells with Breakfront



approach view of unit using wing end panels

Consists of:

- VST1630WEAL- left wing end panel
- VST1630WEAR- right wing end panel
- VST4128MDDE- breakfront modesty panel
- VST3072MCT- top



user side view of double ped desk

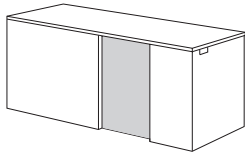
Consists of:

- VST1630MFF- (2) 30" deep modular pedestals
- VST4128MDDE- breakfront modesty panel
- VST3072MCT- top
- VST1628MPBK- (2) back panel

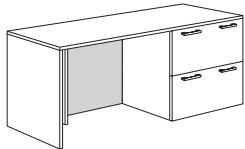
Modular Breakfront Modesty Panel Sizes for double pedestal desks and credenzas -OR- Single pedestal desks and credenzas with the VST1630WEAL or VST1630WEAR wing end assembly or with the VST1624WEAL or VST1624WEAR wing end assembly

Top Width	Right or Left Pedestal or Wing End Assembly Width	Modesty Width	Modesty Height	Model Number
60	15 3/8"	28 3/8"	28	VST2928MDDE
66	15 3/8"	34 3/8"	28	VST3528MDDE
72	15 3/8"	40 3/8"	28	VST4128MDDE
78	15 3/8"	46 3/8"	28	VST4728MDDE
84	15 3/8"	52 3/8"	28	VST5328MDDE
90	15 3/8"	58 3/8"	28	VST5928MDDE

Credenza with Breakfront



approach view



user side view

Consists of:

- VST3624MLF- pedestal
- VST1624WEAL- wing end support
- VST2128MDCG- breakfront modesty panel
- VST2472MCT- top
- VST3628MPBK- back panel

Modular Breakfront Modesty Panel Sizes for Single Pedestal Credenzas with 30" or 36" wide pedestal -OR- using the VST1624WEAL OR VST1624WEAR wing end assembly.

Top Width	36" Pedestal Width	Wing End Assembly Width	Modesty Width	Modesty Height	Model Number
66	35 3/8"	15 3/8"	14 3/8"	28	VST1528MDCG
72	35 3/8"	15 3/8"	20 3/8"	28	VST2128MDCG
78	35 3/8"	15 3/8"	26 3/8"	28	VST2628MDCG
84	35 3/8"	15 3/8"	32 3/8"	28	VST3328MDCG
90	35 3/8"	15 3/8"	38 3/8"	28	VST3928MDCG
96	35 3/8"	15 3/8"	44 3/8"	28	VST4528MDCG

Top Width	30" Pedestal Width	Wing End Assembly Width	Modesty Width	Modesty Height	Model Number
60	29 3/8"	15 3/8"	14 3/8"	28	VST1528MDCG
66	29 3/8"	15 3/8"	20 3/8"	28	VST2128MDCG
72	29 3/8"	15 3/8"	26 3/8"	28	VST2728MDCG
78	29 3/8"	15 3/8"	32 3/8"	28	VST3328MDCG
84	29 3/8"	15 3/8"	38 3/8"	28	VST3928MDCG
90	29 3/8"	15 3/8"	44 3/8"	28	VST4528MDCG
96	29 3/8"	15 3/8"	50 3/8"	28	VST5128MDCG

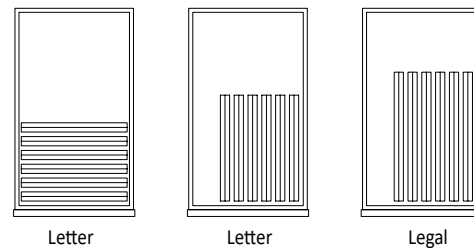
Vision Product Information

Desks		Drawer Configuration (User Side)	
Model	Description	Left Pedestal	Right Pedestal
VST4272BD	Double Pedestal Bow Desk	Box/Box/File	File/File
VST4272BDF	Double Pedestal Bow Desk	Box/Box/File	File/File
VST3684BD	Double Pedestal Bow Desk	Box/Box/File	File/File
VST3684BDF	Double Pedestal Bow Desk	Box/Box/File	File/File
VST3672BD	Double Pedestal Bow Desk	Box/Box/File	File/File
VST3672BDF	Double Pedestal Bow Desk	Box/Box/File	File/File
VST3684DD	Double Pedestal Desk	Box/Box/File	File/File
VST3684DDF	Double Pedestal Desk	Box/Box/File	File/File
VST3678DD	Double Pedestal Desk	Box/Box/File	File/File
VST3678DDF	Double Pedestal Desk	Box/Box/File	File/File
VST3672DD	Double Pedestal Desk	Box/Box/File	File/File
VST3672DDF	Double Pedestal Desk	Box/Box/File	File/File
VST3072DD	Double Pedestal Desk	Box/Box/File	File/File
VST3072DDF	Double Pedestal Desk	Box/Box/File	File/File
VST3066DD	Double Pedestal Desk	Box/Box/File	File/File
VST3066DDF	Double Pedestal Desk	Box/Box/File	File/File
VST3060DD	Double Pedestal Desk	Box/Box/File	File/File
VST3060DDF	Double Pedestal Desk	Box/Box/File	File/File
VST4872CBDR	Right Ped. Bow Cockpit Desk		Box/Box/File
VST4872CBDRF	Right Ped. Bow Cockpit Desk		Box/Box/File
VST4872CBDL	Left Ped. Bow Cockpit Desk	Box/Box/File	
VST4872CBDLF	Left Ped. Bow Cockpit Desk	Box/Box/File	
VST4272CRD	Right Ped. Cockpit Desk		Box/Box/File
VST4272CRDF	Right Ped. Cockpit Desk		Box/Box/File
VST4272CLD	Left Pedestal Cockpit Desk	Box/Box/File	
VST4272CLDF	Left Pedestal Cockpit Desk	Box/Box/File	
VST4272RBD	Right Pedestal Bow Desk		Box/Box/File
VST4272RBDF	Right Pedestal Bow Desk		Box/Box/File
VST4272LBD	Left Pedestal Bow Desk	Box/Box/File	
VST4272LBDF	Left Pedestal Bow Desk	Box/Box/File	
VST3684RBD	Right Pedestal Bow Desk		Box/Box/File
VST3684RBDF	Right Pedestal Bow Desk		Box/Box/File
VST3684LBD	Left Pedestal Bow Desk	Box/Box/File	
VST3684LBDF	Left Pedestal Bow Desk	Box/Box/File	
VST3672RBD	Right Pedestal Bow Desk		Box/Box/File
VST3672RBDF	Right Pedestal Bow Desk		Box/Box/File
VST3672LBD	Left Pedestal Bow Desk	Box/Box/File	
VST3672LBDF	Left Pedestal Bow Desk	Box/Box/File	
VST3684RD	Right Pedestal Desk		Box/Box/File
VST3684RDF	Right Pedestal Desk		Box/Box/File
VST3684LD	Left Pedestal Desk	Box/Box/File	
VST3684LDF	Left Pedestal Desk	Box/Box/File	
VST3672RD	Right Pedestal Desk		Box/Box/File
VST3672RDF	Right Pedestal Desk		Box/Box/File
VST3672LD	Left Pedestal Desk	Box/Box/File	
VST3672LDF	Left Pedestal Desk	Box/Box/File	

Desks (continued)		Drawer Configuration (User Side)	
Model	Description	Left Pedestal	Right Pedestal
VST3072RD	Right Pedestal Desk		Box/Box/File
VST3072RDF	Right Pedestal Desk		Box/Box/File
VST3072LD	Left Pedestal Desk	Box/Box/File	
VST3072LDF	Left Pedestal Desk	Box/Box/File	
VST3066RD	Right Pedestal Desk		Box/Box/File
VST3066RDF	Right Pedestal Desk		Box/Box/File
VST3066LD	Left Pedestal Desk	Box/Box/File	
VST3066LDF	Left Pedestal Desk	Box/Box/File	

Interior Drawer Dimensions	Depth	Width	Height
Box	21"	12"	3 ¼"
File	21"	12"	9 ½"

Filing Options (Diagram 1)



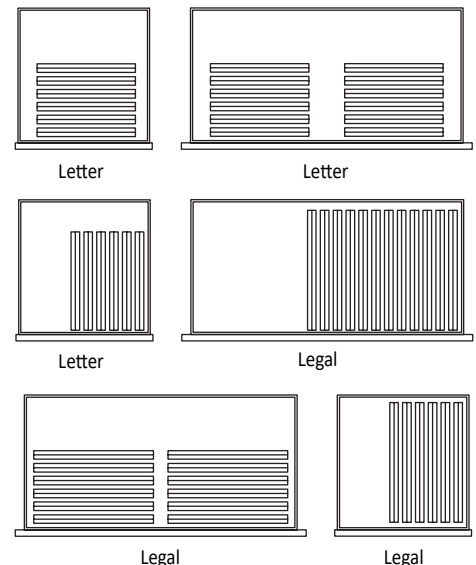
Vision Product Information

Executive Returns		Drawer Configuration (User Side)	
Model	Description	Left Pedestal	Right Pedestal
VST2460ERR	Right Executive Return		File/File
VST2460ELR	Left Executive Return	File/File	
VST2454ERR	Right Executive Return		File/File
VST2454ELR	Left Executive Return	File/File	
VST2448ERR	Right Executive Return		File/File
VST2448ELR	Left Executive Return	File/File	
VST2442ERR	Right Executive Return		File/File
VST2442ELR	Left Executive Return	File/File	
VST2060ERR	Right Executive Return		File/File
VST2060ELR	Left Executive Return	File/File	
VST2054ERR	Right Executive Return		File/File
VST2054ELR	Left Executive Return	File/File	
VST2048ERR	Right Executive Return		File/File
VST2048ELR	Left Executive Return	File/File	
VST2042ERR	Right Executive Return		File/File
VST2042ELR	Left Executive Return	File/File	
VST2460ERY	Right Executive Return		Box/Box/File
VST2460ELY	Left Executive Return	Box/Box/File	
VST2454ERY	Right Executive Return		Box/Box/File
VST2454ELY	Left Executive Return	Box/Box/File	
VST2448ERY	Right Executive Return		Box/Box/File
VST2448ELY	Left Executive Return	Box/Box/File	
VST2442ERY	Right Executive Return		Box/Box/File
VST2442ELY	Left Executive Return	Box/Box/File	
VST2060ERY	Right Executive Return		Box/Box/File
VST2060ELY	Left Executive Return	Box/Box/File	
VST2054ERY	Right Executive Return		Box/Box/File
VST2054ELY	Left Executive Return	Box/Box/File	
VST2048ERY	Right Executive Return		Box/Box/File
VST2048ELY	Left Executive Return	Box/Box/File	
VST2042ERY	Right Executive Return		Box/Box/File
VST2042ELY	Left Executive Return	Box/Box/File	
VST2460ERCRCR	Right Corner Return		File/File
VST2460ELRCR	Left Corner Return	File/File	
VST2454ERCRCR	Right Corner Return		File/File
VST2454ELRCR	Left Corner Return	File/File	
VST2448ERCRCR	Right Corner Return		File/File
VST2448ELRCR	Left Corner Return	File/File	
VST2442ERCRCR	Right Corner Return		File/File
VST2442ELRCR	Left Corner Return	File/File	
VST2460ERCY	Right Corner Return		Box/Box/File
VST2460ELCY	Left Corner Return	Box/Box/File	
VST2454ERCY	Right Corner Return		Box/Box/File
VST2454ELCY	Left Corner Return	Box/Box/File	
VST2448ERCY	Right Corner Return		Box/Box/File
VST2448ELCY	Left Corner Return	Box/Box/File	
VST2442ERCY	Right Corner Return		Box/Box/File
VST2442ELCY	Left Corner Return	Box/Box/File	
VST2060ERCRCR	Right Corner Return		File/File
VST2060ELRCR	Left Corner Return	File/File	
VST2054ERCRCR	Right Corner Return		File/File
VST2054ELRCR	Left Corner Return	File/File	
VST2048ERCRCR	Right Corner Return		File/File
VST2048ELRCR	Left Corner Return	File/File	
VST2042ERCRCR	Right Corner Return		File/File
VST2042ELRCR	Left Corner Return	File/File	
VST2060ERCY	Right Corner Return		Box/Box/File
VST2060ELCY	Left Corner Return	Box/Box/File	

Executive Returns (continued)		Drawer Configuration (User Side)	
Model	Description	Left Pedestal	Right Pedestal
VST2054ERCY	Right Corner Return		Box/Box/File
VST2054ELCY	Left Corner Return	Box/Box/File	
VST2048ERCY	Right Corner Return		Box/Box/File
VST2048ELCY	Left Corner Return	Box/Box/File	
VST2042ERCY	Right Corner Return		Box/Box/File
VST2042ELCY	Left Corner Return	Box/Box/File	
VST2460LRR	Right Lateral Return		Lat. File/Lat. File
VST2460LLR	Left Lateral Return	Lat. File/Lat. File	
VST2454LRR	Right Lateral Return		Lat. File/Lat. File
VST2454LLR	Left Lateral Return	Lat. File/Lat. File	
VST2448LRR	Right Lateral Return		Lat. File/Lat. File
VST2448LLR	Left Lateral Return	Lat. File/Lat. File	
VST2060LRR	Right Lateral Return		Lat. File/Lat. File
VST2060LLR	Left Lateral Return	Lat. File/Lat. File	
VST2054LRR	Right Lateral Return		Lat. File/Lat. File
VST2054LLR	Left Lateral Return	Lat. File/Lat. File	
VST2048LRR	Right Lateral Return		Lat. File/Lat. File
VST2048LLR	Left Lateral Return	Lat. File/Lat. File	
VST2460LRCR	Right Lateral Corner Return		Lat. File/Lat. File
VST2460LLCR	Left Lateral Corner Return	Lat. File/Lat. File	
VST2454LRCR	Right Lateral Corner Return		Lat. File/Lat. File
VST2454LLCR	Left Lateral Corner Return	Lat. File/Lat. File	
VST2448LRCR	Right Lateral Corner Return		Lat. File/Lat. File
VST2448LLCR	Left Lateral Corner Return	Lat. File/Lat. File	
VST2060LRCR	Right Lateral Corner Return		Lat. File/Lat. File
VST2060LLCR	Left Lateral Corner Return	Lat. File/Lat. File	
VST2054LRCR	Right Lateral Corner Return		Lat. File/Lat. File
VST2054LLCR	Left Lateral Corner Return	Lat. File/Lat. File	
VST2048LRCR	Right Lateral Corner Return		Lat. File/Lat. File
VST2048LLCR	Left Lateral Corner Return	Lat. File/Lat. File	

Interior Drawer Dimensions	Depth	Width	Height
Box	15"	12"	3 1/4"
File	15"	12"	9 1/8"
Lateral File	15"	32 3/16"	9 1/8"

Filing Options (Diagram 4)

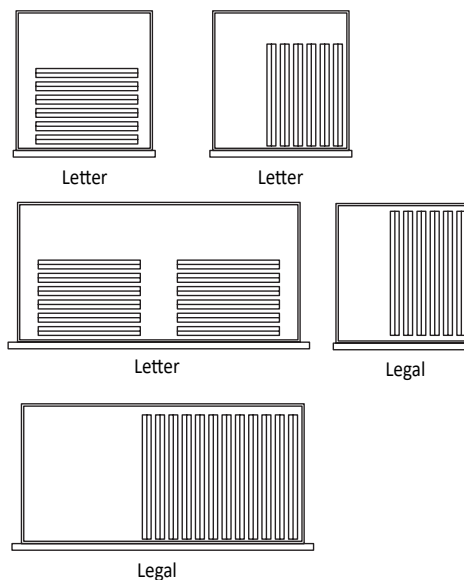


Vision Product Information

Executive Returns		Drawer Configuration (User Side)	
Model	Description	Left Pedestal	Right Pedestal
VST2460MLR	Right Multi-File Return		2 Box/File/Lateral File
VST2460MLL	Left Multi-File Return	2 Box/File/Lateral File	
VST2454MLR	Right Multi-File Return		2 Box/File/Lateral File
VST2454MLL	Left Multi-File Return	2 Box/File/Lateral File	
VST2448MLR	Right Multi-File Return		2 Box/File/Lateral File
VST2448MLL	Left Multi-File Return	2 Box/File/Lateral File	
VST2060MLR	Right Multi-File Return		2 Box/File/Lateral File
VST2060MLL	Left Multi-File Return	2 Box/File/Lateral File	
VST2054MLR	Right Multi-File Return		2 Box/File/Lateral File
VST2054MLL	Left Multi-File Return	2 Box/File/Lateral File	
VST2048MLR	Right Multi-File Return		2 Box/File/Lateral File
VST2048MLL	Left Multi-File Return	2 Box/File/Lateral File	
VST2460MRCR	Rt. Multi-File Corner Return		2 Box/File/Lateral File
VST2460MLCR	Lt. Multi-File Corner Return	2 Box/File/Lateral File	
VST2454MRCR	Rt. Multi-File Corner Return		2 Box/File/Lateral File
VST2454MLCR	Lt. Multi-File Corner Return	2 Box/File/Lateral File	
VST2448MRCR	Rt. Multi-File Corner Return		2 Box/File/Lateral File
VST2448MLCR	Lt. Multi-File Corner Return	2 Box/File/Lateral File	
VST2060MRCR	Rt. Multi-File Corner Return		2 Box/File/Lateral File
VST2060MLCR	Lt. Multi-File Corner Return	2 Box/File/Lateral File	
VST2054MRCR	Rt. Multi-File Corner Return		2 Box/File/Lateral File
VST2054MLCR	Lt. Multi-File Corner Return	2 Box/File/Lateral File	
VST2048MRCR	Rt. Multi-File Corner Return		2 Box/File/Lateral File
VST2048MLCR	Lt. Multi-File Corner Return	2 Box/File/Lateral File	

Interior Drawer Dimensions	Depth	Width	Height
Box	15"	12"	3 $\frac{3}{4}$ "
File	15"	12"	9 $\frac{1}{8}$ "
Lateral File	15"	26 $\frac{5}{16}$ "	9 $\frac{1}{8}$ "


Filing Options (Diagram 3)



Mobile Pedestal		Drawer Configuration
Model	Description	Single Pedestal Width
VST1620MP	Mobile Pedestal	Box/Box/File

Interior Drawer Dimensions	Depth	Width	Height
Box	15"	12"	3 $\frac{3}{4}$ "
File	15"	12"	9 $\frac{1}{8}$ "

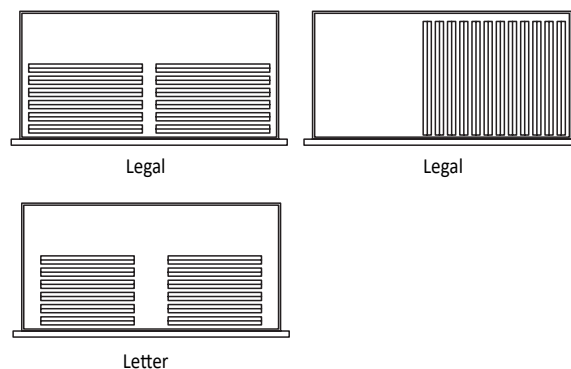
Filing Options (Diagram 2)



Credenzas		Drawer Configuration (User Side)	
Model	Description	Left Pedestal	Right Pedestal
VST2460LFC	Lateral File Credenza	Lat. File/Lat. File	Lat. File/Lat. File
VST2060LFC	Lateral File Credenza	Lat. File/Lat. File	Lat. File/Lat. File

Interior Drawer Dimensions	Depth	Width	Height
Lateral File	15"	26 $\frac{5}{16}$ "	9 $\frac{1}{8}$ "

Filing Options (Diagram 6)

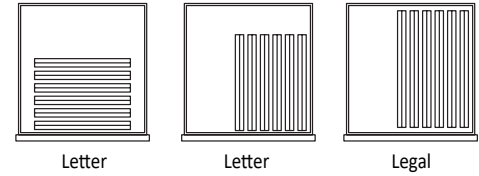


Vision Product Information

Credenzas		Drawer Configuration (User Side)	
Model	Description	Left Pedestal	Right Pedestal
VST2472SC	Storage Credenza ¹	File/File	File/File
VST2466SC	Storage Credenza ¹	File/File	File/File
VST2072SC	Storage Credenza ¹	File/File	File/File
VST2066SC	Storage Credenza ¹	File/File	File/File
VST2484KC	Kneespace Credenza	File/File	File/File
VST2478KC	Kneespace Credenza	File/File	File/File
VST2472KC	Kneespace Credenza	File/File	File/File
VST2466KC	Kneespace Credenza	File/File	File/File
VST2460KC	Kneespace Credenza	File/File	File/File
VST2084KC	Kneespace Credenza	File/File	File/File
VST2078KC	Kneespace Credenza	File/File	File/File
VST2072KC	Kneespace Credenza	File/File	File/File
VST2066KC	Kneespace Credenza	File/File	File/File
VST2060KC	Kneespace Credenza	File/File	File/File

Interior Drawer Dimensions	Depth	Width	Height
File	15"	12"	9 ¹ / ₈ "

Filing Options (Diagram 2)



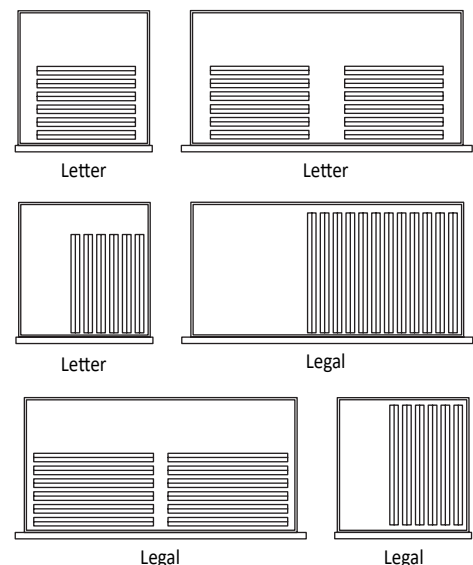
¹Center Section - Hinge Door Storage

Credenzas		Drawer Configuration (User Side)	
Model	Description	Left Pedestal	Right Pedestal
VST2484RC	Right Pedestal Credenza		File/File
VST2484LC	Left Pedestal Credenza	File/File	
VST2478RC	Right Pedestal Credenza		File/File
VST2478LC	Left Pedestal Credenza	File/File	
VST2472RC	Right Pedestal Credenza		File/File
VST2472LC	Left Pedestal Credenza	File/File	
VST2466RC	Right Pedestal Credenza		File/File
VST2466LC	Left Pedestal Credenza	File/File	
VST2460RC	Right Pedestal Credenza		File/File
VST2460LC	Left Pedestal Credenza	File/File	
VST2084RC	Right Pedestal Credenza		File/File
VST2084LC	Left Pedestal Credenza	File/File	
VST2078RC	Right Pedestal Credenza		File/File
VST2078LC	Left Pedestal Credenza	File/File	
VST2072RC	Right Pedestal Credenza		File/File
VST2072LC	Left Pedestal Credenza	File/File	
VST2066RC	Right Pedestal Credenza		File/File
VST2066LC	Left Pedestal Credenza	File/File	
VST2060RC	Right Pedestal Credenza		File/File
VST2060LC	Left Pedestal Credenza	File/File	
VST2484LRC	Right Lateral File Credenza		Lat. File/Lat. File
VST2484LLC	Left Lateral File Credenza	Lat. File/Lat. File	
VST2478LRC	Right Lateral File Credenza		Lat. File/Lat. File
VST2478LLC	Left Lateral File Credenza	Lat. File/Lat. File	
VST2472LRC	Right Lateral File Credenza		Lat. File/Lat. File
VST2472LLC	Left Lateral File Credenza	Lat. File/Lat. File	
VST2472LFC	Lateral File Credenza	Lat. File/Lat. File	Lat. File/Lat. File

Credenzas (continued)		Drawer Configuration (User Side)	
Model	Description	Left Pedestal	Right Pedestal
VST2084LRC	Right Lateral File Credenza		Lat. File/Lat. File
VST2084LLC	Left Lateral File Credenza	Lat. File/Lat. File	
VST2078LRC	Right Lateral File Credenza		Lat. File/Lat. File
VST2078LLC	Left Lateral File Credenza	Lat. File/Lat. File	
VST2072LRC	Right Lateral File Credenza		Lat. File/Lat. File
VST2072LLC	Left Lateral File Credenza	Lat. File/Lat. File	
VST2072LFC	Lateral File Credenza	Lat. File/Lat. File	Lat. File/Lat. File

Interior Drawer Dimensions	Depth	Width	Height
File	15"	12"	9 ¹ / ₈ "
Lateral File	15"	32 ³ / ₁₆ "	9 ¹ / ₈ "

Filing Options (Diagram 4)

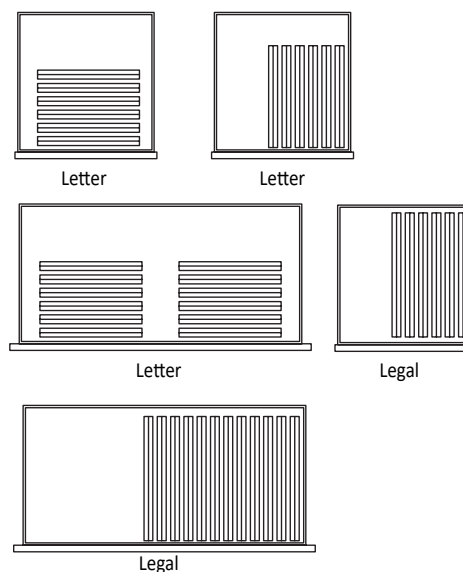


Vision Product Information

Credenzas		Drawer Configuration (User Side)	
Model	Description	Left Pedestal	Right Pedestal
VST2484MRC	Right Multi-File Credenza		2 Box/File/Lateral File
VST2484MLC	Left Multi-File Return	2 Box/File/Lateral File	
VST2478MRC	Right Multi-File Credenza		2 Box/File/Lateral File
VST2478MLC	Left Multi-File Return	2 Box/File/Lateral File	
VST2472MRC	Right Multi-File Credenza		2 Box/File/Lateral File
VST2472MLC	Left Multi-File Return	2 Box/File/Lateral File	
VST2084MRC	Right Multi-File Credenza		2 Box/File/Lateral File
VST2084MLC	Left Multi-File Return	2 Box/File/Lateral File	
VST2078MRC	Right Multi-File Credenza		2 Box/File/Lateral File
VST2078MLC	Left Multi-File Return	2 Box/File/Lateral File	
VST2072MRC	Right Multi-File Credenza		2 Box/File/Lateral File
VST2072MLC	Left Multi-File Return	2 Box/File/Lateral File	

Interior Drawer Dimensions	Depth	Width	Height
Box	15"	12"	3 1/4"
File	15"	12"	9 1/8"
Lateral File	15"	26 3/8"	9 1/8"

Filing Options (Diagram 3)



Buffet Credenzas		Drawer Configuration
Model	Description	Along the Top ²
VST2472BSC	Buffet Credenza ²	4 Box Drawers
VST2436BSC	Buffet Credenza ²	2 Box Drawers

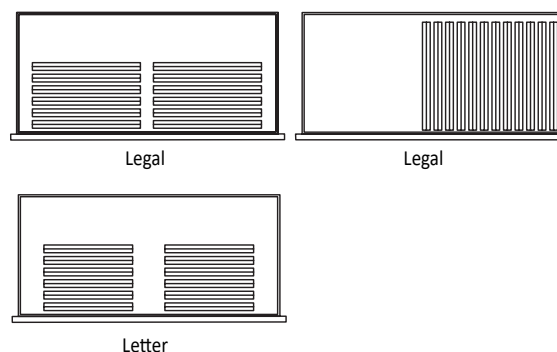
Interior Drawer Dimensions	Depth	Width	Height
Box	15"	14 3/4"	3 1/4"

²Bottom Section - Hinge Door Storage

Lateral File Cabinets		Drawer Configuration
Model	Description	Single Lateral Pedestal Width
VST2036-57LF	4 Drawer Lateral File Cabinet	4 Lateral Drawers
VST2036-42LF	3 Drawer Lateral File Cabinet	3 Lateral Drawers
VST2036-30LF	2 Drawer Lateral File Cabinet	2 Lateral Drawers
VST2436-57LF	4 Drawer Lateral File Cabinet	4 Lateral Drawers
VST2436-42LF	3 Drawer Lateral File Cabinet	3 Lateral Drawers
VST2436-30LF	2 Drawer Lateral File Cabinet	2 Lateral Drawers

Interior Drawer Dimensions	Depth	Width	Height
Lateral File	15"	32 3/8"	9 1/8"

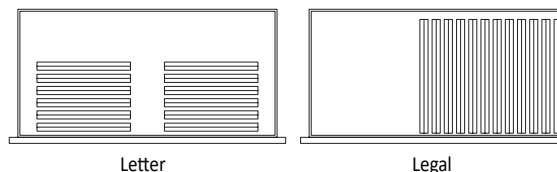
Filing Options (Diagram 5)



Lateral File Cabinets		Drawer Configuration
Model	Description	Single Lateral Pedestal Width
VST2030-57LF	4 Drawer Lateral File Cabinet	4 Lateral Drawers
VST2030-42LF	3 Drawer Lateral File Cabinet	3 Lateral Drawers
VST2030-30LF	2 Drawer Lateral File Cabinet	2 Lateral Drawers
VST2430-57LF	4 Drawer Lateral File Cabinet	4 Lateral Drawers
VST2430-42LF	3 Drawer Lateral File Cabinet	3 Lateral Drawers
VST2430-30LF	2 Drawer Lateral File Cabinet	2 Lateral Drawers

Interior Drawer Dimensions	Depth	Width	Height
Lateral File	15"	26 3/8"	9 1/8"

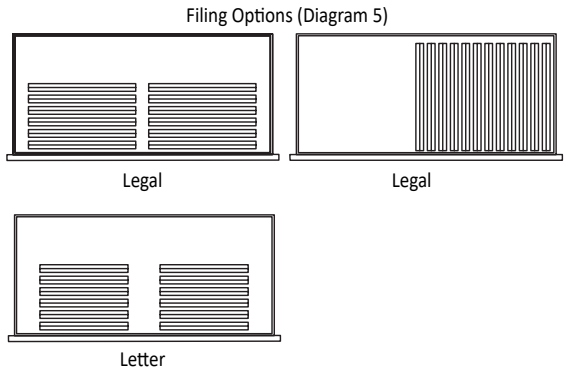
Filing Options (Diagram 6)



Vision Product Information

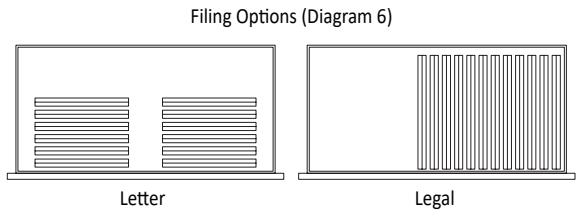
Tall Storage Cabinets		Drawer Configuration
Model	Description	Single Lateral Pedestal Width
VST2436-84BBFT	Storage Cabinet	Box/Box/Lateral File
VST2436-72BBFT	Storage Cabinet	Box/Box/Lateral File
VST2436-57BBFT	Storage Cabinet	Box/Box/Lateral File
VST2436-84FFT	Storage Cabinet	Lateral File/Lateral File
VST2436-72FFT	Storage Cabinet	Lateral File/Lateral File
VST2436-57FFT	Storage Cabinet	Lateral File/Lateral File
VST2036-84BBFT	Storage Cabinet	Box/Box/Lateral File
VST2036-72BBFT	Storage Cabinet	Box/Box/Lateral File
VST2036-57BBFT	Storage Cabinet	Box/Box/Lateral File
VST2036-84FFT	Storage Cabinet	Lateral File/Lateral File
VST2036-72FFT	Storage Cabinet	Lateral File/Lateral File
VST2036-57FFT	Storage Cabinet	Lateral File/Lateral File

Interior Drawer Dimensions	Depth	Width	Height
Box	15"	32 $\frac{3}{8}$ "	3 $\frac{1}{4}$ "
Lateral File	15"	32 $\frac{3}{8}$ "	9"



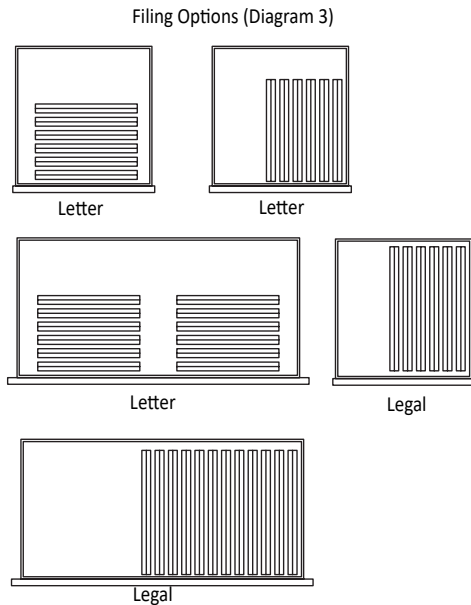
Tall Storage Cabinets		Drawer Configuration
Model	Description	Single Lateral Pedestal Width
VST2430-84BBFT	Storage Cabinet	Box/Box/Lateral File
VST2430-72BBFT	Storage Cabinet	Box/Box/Lateral File
VST2430-57BBFT	Storage Cabinet	Box/Box/Lateral File
VST2430-84FFT	Storage Cabinet	Lateral File/Lateral File
VST2430-72FFT	Storage Cabinet	Lateral File/Lateral File
VST2430-57FFT	Storage Cabinet	Lateral File/Lateral File
VST2030-84BBFT	Storage Cabinet	Box/Box/Lateral File
VST2030-72BBFT	Storage Cabinet	Box/Box/Lateral File
VST2030-57BBFT	Storage Cabinet	Box/Box/Lateral File
VST2030-84FFT	Storage Cabinet	Lateral File/Lateral File
VST2030-72FFT	Storage Cabinet	Lateral File/Lateral File
VST2030-57FFT	Storage Cabinet	Lateral File/Lateral File

Interior Drawer Dimensions	Depth	Width	Height
Box	15"	26 $\frac{3}{8}$ "	3 $\frac{1}{4}$ "
Lateral File	15"	26 $\frac{3}{8}$ "	9"



Tall Storage Cabinets		Drawer Configuration
Model	Description	Single Pedestal Width
VST2430-84MFR	Storage Cabinet	(Right) Box/Box-File/Lat. File
VST2430-84MFL	Storage Cabinet	(Left) Box/Box-File/Lat. File
VST2430-72MFR	Storage Cabinet	(Right) Box/Box-File/Lat. File
VST2430-72MFL	Storage Cabinet	(Left) Box/Box-File/Lat. File
VST2430-57MFR	Storage Cabinet	(Right) Box/Box-File/Lat. File
VST2430-57MFL	Storage Cabinet	(Left) Box/Box-File/Lat. File
VST2030-84MFR	Storage Cabinet	(Right) Box/Box-File/Lat. File
VST2030-84MFL	Storage Cabinet	(Left) Box/Box-File/Lat. File
VST2030-72MFR	Storage Cabinet	(Right) Box/Box-File/Lat. File
VST2030-72MFL	Storage Cabinet	(Left) Box/Box-File/Lat. File
VST2030-57MFR	Storage Cabinet	(Right) Box/Box-File/Lat. File
VST2030-57MFL	Storage Cabinet	(Left) Box/Box-File/Lat. File

Interior Drawer Dimensions	Depth	Width	Height
Box	15"	12"	3 $\frac{1}{4}$ "
File	15"	12"	9"
Lateral File	15"	26 $\frac{3}{8}$ "	9"



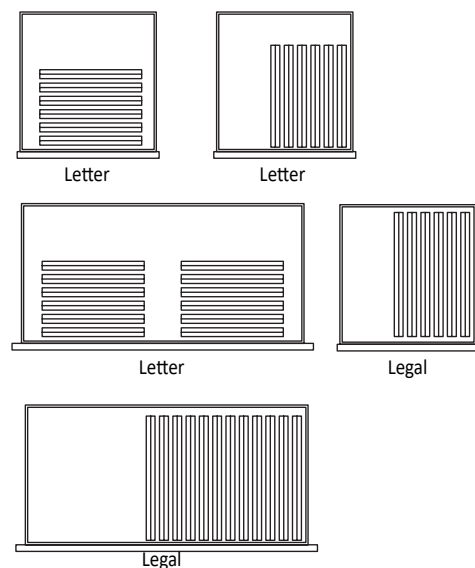
Vision Product Information

Tall Storage Cabinets		Drawer Configuration
Model	Description	Single Pedestal Width
VST2418-84BBFSSTR	Storage Cabinet	Box/Box/File
VST2418-84BBFSSTL	Storage Cabinet	Box/Box/File
VST2418-72BBFSSTR	Storage Cabinet	Box/Box/File
VST2418-72BBFSSTL	Storage Cabinet	Box/Box/File
VST2418-57BBFSSTR	Storage Cabinet	Box/Box/File
VST2418-57BBFSSTL	Storage Cabinet	Box/Box/File
VST2418-84FFSSTR	Storage Cabinet	File/File
VST2418-84FFSSTL	Storage Cabinet	File/File
VST2418-72FFSSTR	Storage Cabinet	File/File
VST2418-72FFSSTL	Storage Cabinet	File/File
VST2418-57FFSSTR	Storage Cabinet	File/File
VST2418-57FFSSTL	Storage Cabinet	File/File
VST2418-84BBFO	Storage Cabinet	Box/Box/File
VST2418-84FFO	Storage Cabinet	File/File
VST2418-84BBFTR	Storage Cabinet	Box/Box/File
VST2418-84BBFTL	Storage Cabinet	Box/Box/File
VST2418-72BBFO	Storage Cabinet	Box/Box/File
VST2418-72FFO	Storage Cabinet	File/File
VST2418-72BBFTR	Storage Cabinet	Box/Box/File
VST2418-72BBFTL	Storage Cabinet	Box/Box/File
VST2418-57BBFO	Storage Cabinet	Box/Box/File
VST2418-57FFO	Storage Cabinet	File/File
VST2418-57BBFTR	Storage Cabinet	Box/Box/File
VST2418-57BBFTL	Storage Cabinet	Box/Box/File
VST2418-84FFTR	Storage Cabinet	File/File
VST2418-84FFTL	Storage Cabinet	File/File
VST2418-72FFTR	Storage Cabinet	File/File
VST2418-72FFTL	Storage Cabinet	File/File
VST2418-57FFTR	Storage Cabinet	File/File
VST2418-57FFTL	Storage Cabinet	File/File
VST2430-84WR	Wardrobe	(Right) Box/Box/File
VST2430-84WL	Wardrobe	(Left) Box/Box/File
VST2430-72WR	Wardrobe	(Right) Box/Box/File
VST2430-72WL	Wardrobe	(Left) Box/Box/File
VST2430-57WR	Wardrobe	(Right) Box/Box/File
VST2430-57WL	Wardrobe	(Left) Box/Box/File
VST2018-84BBFSSTR	Storage Cabinet	Box/Box/File
VST2018-84BBFSSTL	Storage Cabinet	Box/Box/File
VST2018-72BBFSSTR	Storage Cabinet	Box/Box/File
VST2018-72BBFSSTL	Storage Cabinet	Box/Box/File
VST2018-57BBFSSTR	Storage Cabinet	Box/Box/File
VST2018-57BBFSSTL	Storage Cabinet	Box/Box/File
VST2018-84FFSSTR	Storage Cabinet	File/File
VST2018-84FFSSTL	Storage Cabinet	File/File
VST2018-72FFSSTR	Storage Cabinet	File/File
VST2018-72FFSSTL	Storage Cabinet	File/File
VST2018-57FFSSTR	Storage Cabinet	File/File
VST2018-57FFSSTL	Storage Cabinet	File/File

Tall Storage Cabinets (continued):		Drawer Configuration
Model	Description	Single Pedestal Width
VST2018-84BBFO	Storage Cabinet	Box/Box/File
VST2018-84FFO	Storage Cabinet	File/File
VST2018-84BBFTR	Storage Cabinet	Box/Box/File
VST2018-84BBFTL	Storage Cabinet	Box/Box/File
VST2018-72BBFO	Storage Cabinet	Box/Box/File
VST2018-72FFO	Storage Cabinet	File/File
VST2018-72BBFTR	Storage Cabinet	Box/Box/File
VST2018-72BBFTL	Storage Cabinet	Box/Box/File
VST2018-57BBFO	Storage Cabinet	Box/Box/File
VST2018-57FFO	Storage Cabinet	File/File
VST2018-57BBFTR	Storage Cabinet	Box/Box/File
VST2018-57BBFTL	Storage Cabinet	Box/Box/File
VST2018-84FFTR	Storage Cabinet	File/File
VST2018-84FFTL	Storage Cabinet	File/File
VST2018-72FFTR	Storage Cabinet	File/File
VST2018-72FFTL	Storage Cabinet	File/File
VST2018-57FFTR	Storage Cabinet	File/File
VST20418-57FFTL	Storage Cabinet	File/File
VST2030-84WR	Wardrobe	(Right) Box/Box/File
VST2030-84WL	Wardrobe	(Left) Box/Box/File
VST2030-72WR	Wardrobe	(Right) Box/Box/File
VST2030-72WL	Wardrobe	(Left) Box/Box/File
VST2030-57WR	Wardrobe	(Right) Box/Box/File
VST2030-57WL	Wardrobe	(Left) Box/Box/File

Interior Drawer Dimensions	Depth	Width	Height
Box	15"	14 ⁵ / ₁₆ "	3 ³ / ₄ "
File	15"	14 ⁵ / ₁₆ "	9 ¹ / ₈ "
Lateral File	15"	26 ³ / ₁₆ "	9 ¹ / ₈ "

Filing Options (Diagram 3)



Vision Product Information

Modular Pedestals			Interior Drawer Dimensions									File Option
Model	Description	Drawer Configuration	Box			File			Lateral File			Diagram Reference #
			d	w	h	d	w	h	d	w	h	
VST1630MBBF	Desk Pedestal	Box/Box/File	21"	12"	3¼"	21"	12"	9⅝"	n/a			1
VST1630MFF	Desk Pedestal	File/File		n/a		21"	12"	9⅝"	n/a			1
VST1624MBBF	Credenza Pedestal	Box/Box/File	15"	12"	3¼"	15"	12"	9⅝"	n/a			2
VST1624MFF	Credenza Pedestal	File/File		n/a		15"	12"	9⅝"	n/a			2
VST3624MLF	Lateral File- 36" Wide	Lat. File/Lat. File		n/a			n/a		15"	32⅝"	9⅝"	5
VST3024MLF	Lateral File- 30" Wide	Lat. File/Lat. File		n/a			n/a		15"	26⅝"	9⅝"	6
VST3624MBSC	Buffet Credenza	2 Top Box Drawers	15"	14¾"	3¼"		n/a		n/a			n/a
VST1636MBBF	Desk Pedestal	Box/Box/File	21"	12"	3¼"	21"	12"	9⅝"	n/a			1
VST1636MFF	Desk Pedestal	File/File		n/a		21"	12"	9⅝"	n/a			1
VST1620MBBF	Credenza Pedestal	Box/Box/File	15"	12"	3¼"	15"	12"	9⅝"	n/a			2
VST1620MFF	Credenza Pedestal	File/File		n/a		15"	12"	9⅝"	n/a			2
VST3620MBSC	Buffet Credenza	2 Top Box Drawers	15"	14¾"	3¼"		n/a		n/a			n/a
VST3620MLF	Lateral File- 36" Wide	Lat. File/Lat. File		n/a			n/a		15"	32⅝"	9⅝"	5
VST3020MLF	Lateral File- 30" Wide	Lat. File/Lat. File		n/a			n/a		15"	26⅝"	9⅝"	6
VST3020MRM	Multi-File Pedestal	(right) Box/Box/File/Lat. File	15"	12"	3¼"	15"	12"	9⅝"	15"	26⅝"	9⅝"	3
VST3020MLM	Multi-File Pedestal	(left) Box/Box/File/Lat. File	15"	12"	3¼"	15"	12"	9⅝"	15"	26⅝"	9⅝"	3

Vision Product Information

Finish and Reference Codes - Summary

Select	Code	Select	Code	Select	Code
Essentials Veneer Collection		Wood Grain Laminates		Solid Wood Finishes	
Brickdust	BRK	Belair	BEL	Barrel	BAR
Cask	CSK	Brickdust	BRK	Brickdust	BRK
Clay	CLY	Cask	CSK	Buff	BUF
Fawn	FAW	Clay	CLY	Cask	CSK
Flax	FLX	Egret	EGR	Cinder	CND
Flint	FLN	Fawn	FAW	Clay	CLY
Loft	LOF	Flint	FLN	Egret	EGR
Mesa	MES	Florence Walnut	FLO	Fawn	FAW
Mineral	MIN	Loft	LOF	Flax	FLX
Mocha	MCH	Mesa	MES	Flint	FLN
Outback	OBK	Mineral	MIN	Florence Walnut	FLO
Pilsner	PIL	Mocha	MCH	Loft	LOF
Sienna	SIE	Outback	OBK	Mesa	MES
Truffle	TRF	Pilsner	PIL	Mineral	MIN
Umber	UMB	Pinnacle Walnut	PIN	Mocha	MCH
Valley	VAL	Umber	UMB	Outback	OBK
		Valley	VAL	Pilsner	PIL
		Walnut Heights	WLH	Pinnacle Walnut	PIN
		Weathered Ash	WEA	Raven	RAV
Artisan Veneer Collection		Solid Laminates			
Barrel	BAR	Black	BLK	Rye	RYE
Buff	BUF	Bridal Blanco	BBL	Sable	SAB
Cinder	CND	Designer White	DWH	Saddle	SAD
Egret	EGR	Shadow	SHD	Sienna	SIE
Raven	RAV	Slate Grey	SLG	Truffle	TRF
Rye	RYE	Zen Grey	ZEN	Umber	UMB
Sable	SAB			Valley	VAL
Saddle	SAD			Walnut Heights	WLH
				Neutral Paint Colors	
				Backdrop	BKD
				Black Fox	BFX
				Bright White	BWH
				Chatroom	CHT
				Gale Force	GAL
				Greek Villa	GRV
				Nonchalant White	NWH
				Silverplate	SVP
				Skyline Steel	SKS
				Storm	STM
				Tricorn Black	TRC
				Universal Khaki	UKH

Vision Product Information

Finish and Reference Codes - Summary

Select	Code	Select	Code	Select	Code
Pulls (Delve & Prospect)		Cantilever & Support		Overhead Cabinet Doors - Glass Options	
Metal Finish Standard		Metal Finish Standard		Frosted- Aluminum Frame	
Aged Bronze	ABZ	Aged Bronze	ABZ	White Back Painted- Aluminum Frm	
Arctic Silver	ASL	Arctic Silver	ASL	Clear- Wood Frame	
Bright White	BWH	Bright White	BWH	Adjustable Height Table Base Finish	
Chrome	CHR	Gold	GLD	Electric	
Gold	GLD	Matte Black	MBK	Matte Black MBK	
Matte Black	MBK	Pewter	PEW	Arctic Silver ASL	
Pewter	PEW	Soft Bronze	SBZ	White WH	
Soft Bronze	SBZ	Soft Nickel	SNK	Pneumatic	
Soft Nickel	SNK	Cantilever & Support		Alloy ALY	
Pulls (Delve & Prospect)		Metal Finish Upcharge - add \$103		Matte Black MBK	
Metal Finish Upcharge - add \$52		Antique Linen ANL			
Antique Linen	ANL	Blue Jean BLJ			
Blue Jean	BLJ	Candy Apple CAP			
Candy Apple	CAP	Cashmere Beige CAB			
Cashmere Beige	CAB	Copper Dust CDU			
Copper Dust	CDU	Desert Stone DST			
Desert Stone	DST	Dusty Petal DUP			
Dusty Petal	DUP	Electric Blue EBL			
Electric Blue	EBL	Emerald City EMC			
Emerald City	EMC	Evergreen Pine EVP			
Evergreen Pine	EVP	Golden Honey GOH			
Golden Honey	GOH	Midnight Whipser MWH			
Midnight Whipser	MWH	Mustard Seed MUS			
Mustard Seed	MUS	Olive Fog OLV			
Olive Fog	OLV	Porcelain White POW			
Porcelain White	POW	Space Cadet SPA			
Space Cadet	SPA	Sparkling Peach SPP			
Sparkling Peach	SPP	Spiced Raisin SPR			
Spiced Raisin	SPR	Stormy Sky SMK			
Stormy Sky	SMK	Toffee Brown TFB			
Toffee Brown	TFB	Vintage Mahogany VMA			
Vintage Mahogany	VMA	Perimeter Base			
Grommet Finish		Chrome (only) CHR			
Matte Black	MBK				
Arctic Silver	ASL				
Drawer Box					
Wood Drawers	DRM001				
Vinyl Wrapped Drawers	DRM002				

Vision Product Information

Commonly Requested Modifications:

Price

Material/Finish

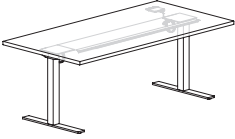

Low sheen finish on veneer models.	5% Upcharge
Upgrade HPL worksurface to Black Matte HPL - Wilsonart Traceless 15505-31	Add \$28/SQ FT Top width (inches) x top length (inches)/144 = sq ft per top
JSI solid color powdercoat Fixed height metal leg (per model #)	Add \$67 list for any of the JSI extended powdercoat bright colors
Drawer pull (per pull)	Add \$67 list for any of the JSI extended powdercoat bright colors
Top grommet cap (per grommet)	Add \$67 list for any of the JSI extended powdercoat bright colors

Size or Configuration

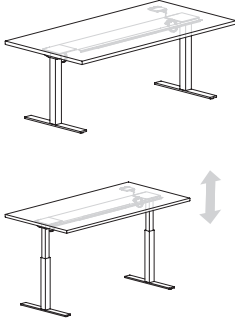
Size change- increase or decrease width 6" or less	Add 20% list
Units not to exceed 96" wide TFL, HPL, veneer width only; must not affect drawer size, Glass or metal components	
Change modular lateral file pedestal to BBF drawer config	Add \$213 list
Soft close hinges	Add \$46 list per door
Soft close drawers (not available for lateral file).	Add \$100 list per Drawer

Additional Access Cutouts

Worksurface grommet in non-standard location (contact customer service for approval of location)	Add \$127 list per location
10" x 10" wall access cut out in modesty panel	Add \$225 list
Door cabinet back panel ventilation For 1 or 2 door cabinet (single cavity cabinet)	Add \$382 list
For 3 or 4 door cabinet (two cavity cabinet)	Add \$511 list

Description	D	W	H	CTN WT	CU FT	① Model	TFL Laminate	HPL Laminate	Essentials Veneer	Artisan Veneer
Electric Adjustable Height Table Desk - Standard Range  	36	72	Adj	196	12	VST3672AHTD-S	\$1,716	\$1,897		
	36	72	Adj	196	12	VSV3672AHTD-S			\$2,195	\$2,315
	30	84	Adj	196	12	VST3084AHTD-S	\$1,570	\$1,738		
	30	84	Adj	196	12	VSV3084AHTD-S			\$2,236	\$2,361
	30	78	Adj	196	12	VST3078AHTD-S	\$1,560	\$1,702		
	30	78	Adj	196	12	VSV3078AHTD-S			\$2,137	\$2,254
	30	72	Adj	187	12	VST3072AHTD-S	\$1,547	\$1,666		
	30	72	Adj	187	12	VSV3072AHTD-S			\$2,044	\$2,150
	30	66	Adj	177	11	VST3066AHTD-S	\$1,495	\$1,627		
	30	66	Adj	177	11	VSV3066AHTD-S			\$1,961	\$2,056
	30	60	Adj	177	10	VST3060AHTD-S	\$1,442	\$1,586		
	30	60	Adj	177	10	VSV3060AHTD-S			\$1,872	\$1,961
	30	54	Adj	177	10	VST3054AHTD-S	\$1,422	\$1,549		
	30	54	Adj	177	10	VSV3054AHTD-S			\$1,783	\$1,863
	30	48	Adj	177	10	VST3048AHTD-S	\$1,398	\$1,514		
	30	48	Adj	177	10	VSV3048AHTD-S			\$1,696	\$1,765

- 27 ¾" to 47 7/8" height adjustment
- top edge profile on user and approach sides
- top grommet available, specify location; and add \$58 list each
- maximum weight rating 140 lbs. (evenly distributed load)
- push button control pad mounted right or left
- 120" power cord
- specify Matte Black (MBK) or Arctic Silver (ASL) or White (WH) base finish
- ships KD
- casters available, order AHCAST separately
- preset control available, order AH-3PDC separately

Description	D	W	H	CTN WT	CU FT	① Model	TFL Laminate	HPL Laminate	Essentials Veneer	Artisan Veneer
Electric Adjustable Height Table Desk - Standard Range 	24	84	Adj	175	13	VST2484AHTD-S	\$1,547	\$1,645		
	24	84	Adj	175	13	VSV2484AHTD-S			\$2,011	\$2,111
	24	78	Adj	166	12	VST2478AHTD-S	\$1,536	\$1,613		
	24	78	Adj	166	12	VSV2478AHTD-S			\$1,952	\$2,050
	24	72	Adj	157	10	VST2472AHTD-S	\$1,521	\$1,579		
	24	72	Adj	157	10	VSV2472AHTD-S			\$1,853	\$1,941
	24	66	Adj	151	10	VST2466AHTD-S	\$1,489	\$1,547		
	24	66	Adj	151	10	VSV2466AHTD-S			\$1,816	\$1,899
	24	60	Adj	144	9	VST2460AHTD-S	\$1,447	\$1,516		
	24	60	Adj	144	9	VSV2460AHTD-S			\$1,741	\$1,817
	24	54	Adj	144	9	VST2454AHTD-S	\$1,406	\$1,486		
	24	54	Adj	144	9	VSV2454AHTD-S			\$1,730	\$1,805
	24	48	Adj	144	9	VST2448AHTD-S	\$1,381	\$1,456		
	24	48	Adj	144	9	VSV2448AHTD-S			\$1,657	\$1,724

- 27 ¾" to 47 7/16" height adjustment
- top edge profile on user and approach sides
- top grommet available, specify location; and add \$58 list each
- maximum weight rating 140 lbs. (evenly distributed load)
- push button control pad mounted right or left
- 120" power cord
- specify Matte Black (MBK) or Arctic Silver (ASL) or White (WH) base finish
- ships KD
- casters available, order AHCAST separately
- preset control available, order AH-3PDC separately

To Order, Specify:

① Model Number Laminate - VST Veneer - VSV

- ② Worksurface Material (see page [VI3](#))
 - a.) TFL
 - b.) HPL
- ③ Laminate Color (see page [VI3](#))
 - a.) Worksurface Color
 - b.) Chassis Color
 - c.) Drawer Color
- ② Finish Color (see page [VI1](#))

- ④ Edge Profile (see page [VI4](#))
- ⑤ Pull Style and Color (see page [VI5](#))
- ⑥ Optional Grommet Location & Color (see page [VI6](#))
- ⑦ Other Product Options (see page [VI10](#))
- ⑧ Accessories (see page [VS314](#))
- ⑨ Power and Data Options (see page [VS324](#))

Description	D	W	H	CTN WT	CU FT	① Model	TFL Laminate	HPL Laminate	Essentials Veneer	Artisan Veneer
Electric Adjustable Height Table Desk - Extended Range  	36	72	Adj	196	12	VST3672AHTD-E	\$1,881	\$2,148		
	36	72	Adj	196	12	VSV3672AHTD-E			\$2,361	\$2,481
	30	84	Adj	196	12	VST3084AHTD-E	\$1,736	\$1,904		
	30	84	Adj	196	12	VSV3084AHTD-E			\$2,402	\$2,527
	30	78	Adj	196	12	VST3078AHTD-E	\$1,725	\$1,867		
	30	78	Adj	196	12	VSV3078AHTD-E			\$2,303	\$2,419
	30	72	Adj	187	12	VST3072AHTD-E	\$1,712	\$1,832		
	30	72	Adj	187	12	VSV3072AHTD-E			\$2,211	\$2,315
	30	66	Adj	177	11	VST3066AHTD-E	\$1,660	\$1,792		
	30	66	Adj	177	11	VSV3066AHTD-E			\$2,125	\$2,221
	30	60	Adj	177	10	VST3060AHTD-E	\$1,607	\$1,750		
	30	60	Adj	177	10	VSV3060AHTD-E			\$2,038	\$2,125
	30	54	Adj	177	10	VST3054AHTD-E	\$1,587	\$1,714		
	30	54	Adj	177	10	VSV3054AHTD-E			\$1,948	\$2,029
	30	48	Adj	177	10	VST3048AHTD-E	\$1,563	\$1,679		
	30	48	Adj	177	10	VSV3048AHTD-E			\$1,862	\$1,932

- 22 7/8" to 48 7/8" height adjustment
- top edge profile on user and approach sides
- top grommet available, specify location; and add \$58 list each
- maximum weight rating 140 lbs. (evenly distributed load)
- push button control pad mounted right or left
- key pad features height display with three memory settings
- display will reference position to the nearest 1/2"
- 120" power cord
- specify Matte Black (MBK) or Arctic Silver (ASL) or White (WH) base finish
- ships KD
- casters available, order AHCAST separately

Description	D	W	H	CTN WT	CU FT	① Model	TFL Laminate	HPL Laminate	Essentials Veneer	Artisan Veneer
Electric Adjustable Height Table Desk - Extended Range 	24	84	Adj	151	12	VST2484AHTD-E	\$1,712	\$1,810		
	24	84	Adj	151	12	VSV2484AHTD-E			\$2,176	\$2,279
	24	78	Adj	151	12	VST2478AHTD-E	\$1,701	\$1,778		
	24	78	Adj	151	12	VSV2478AHTD-E			\$2,119	\$2,215
	24	72	Adj	157	10	VST2472AHTD-E	\$1,686	\$1,745		
	24	72	Adj	157	10	VSV2472AHTD-E			\$2,019	\$2,106
	24	66	Adj	151	10	VST2466AHTD-E	\$1,654	\$1,712		
	24	66	Adj	151	10	VSV2466AHTD-E			\$1,982	\$2,065
	24	60	Adj	144	9	VST2460AHTD-E	\$1,612	\$1,680		
	24	60	Adj	144	9	VSV2460AHTD-E			\$1,908	\$1,984
	24	54	Adj	144	9	VST2454AHTD-E	\$1,571	\$1,653		
	24	54	Adj	144	9	VSV2454AHTD-E			\$1,897	\$1,970
	24	48	Adj	144	9	VST2448AHTD-E	\$1,534	\$1,621		
	24	48	Adj	144	9	VSV2448AHTD-E			\$1,822	\$1,888

- 22 7/8" to 48 7/8" height adjustment
- top edge profile on user and approach sides
- top grommet available, specify location; and add \$58 list each
- maximum weight rating 140 lbs. (evenly distributed load)
- push button control pad mounted right or left
- key pad features height display with three memory settings
- display will reference position to the nearest 1/2"
- 120" power cord
- specify Matte Black (MBK) or Arctic Silver (ASL) or White (WH) base finish
- ships KD
- casters available, order AHCAST separately

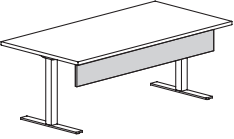
To Order, Specify:

① Model Number Laminate - VST Veneer - VSV

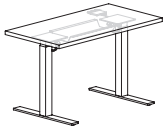
- | | | |
|---|--|---|
| <p>② Worksurface Material (see page V13)</p> <p>a.) TFL</p> <p>b.) HPL</p> <p>③ Laminate Color (see page V13)</p> <p>a.) Worksurface Color</p> <p>b.) Chassis Color</p> <p>c.) Drawer Color</p> | <p>② Finish Color (see page V11)</p> | <p>④ Edge Profile (see page V14)</p> <p>⑤ Pull Style and Color (see page V15)</p> <p>⑥ Optional Grommet Location & Color (see page V16)</p> <p>⑦ Other Product Options (see page V110)</p> <p>⑧ Accessories (see page VS314)</p> <p>⑨ Power and Data Options (see page VS324)</p> |
|---|--|---|

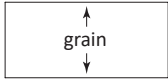
Description	D	W	H	CTN WT	CU FT	① Model	TFL Laminate	HPL Laminate	Essentials Veneer	Artisan Veneer
Pneumatic Adjustable Height Table Desk 	36	72	Adj	194	18	VST3672AHTD-PN	\$4,390	\$4,725		
	36	72	Adj	194	18	VSV3672AHTD-PN			\$5,590	\$6,150
	30	72	Adj	175	16	VST3072AHTD-PN	\$4,349	\$4,626		
	30	72	Adj	175	16	VSV3072AHTD-PN			\$5,348	\$5,884
	30	66	Adj	168	15	VST3066AHTD-PN	\$4,274	\$4,531		
	30	66	Adj	168	15	VSV3066AHTD-PN			\$5,191	\$5,712
	30	60	Adj	160	14	VST3060AHTD-PN	\$4,194	\$4,426		
	30	60	Adj	160	14	VSV3060AHTD-PN			\$5,026	\$5,531
	24	72	Adj	151	12	VST2472AHTD-PN	\$4,210	\$4,432		
	24	72	Adj	151	12	VSV2472AHTD-PN			\$5,008	\$5,511
	24	66	Adj	146	11	VST2466AHTD-PN	\$4,188	\$4,391		
	24	66	Adj	146	11	VSV2466AHTD-PN			\$4,922	\$5,415
	24	60	Adj	140	10	VST2460AHTD-PN	\$4,150	\$4,333		
	24	60	Adj	140	10	VSV2460AHTD-PN			\$4,815	\$5,297

- 27 ½" to 44 ½" height adjustment
- top edge profile on user and approach sides
- top grommet available, specify location; and add \$58 list each
- release lever mounts under edge of top
- 20 lb. lift force/max weight rating 140 lbs. (evenly distributed load)
- specify Matte Black (MBK) or Alloy (ALY) base finish
- ships KD

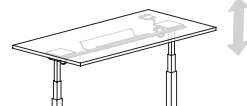
Description	D	W	H	CTN WT	CU FT	① Model	Laminate	Essentials Veneer	Artisan Veneer
Modesty Panel for Adjustable Height Table 	¾	76	9	20	3	VST0976TDM	\$258		
	¾	76	9	20	3	VSV0976TDM		\$450	\$495
	¾	70	9	20	3	VST0970TDM	\$251		
	¾	70	9	20	3	VSV0970TDM		\$438	\$485
	¾	64	9	18	2	VST0964TDM	\$246		
	¾	64	9	18	2	VSV0964TDM		\$424	\$467
	¾	58	9	16	3	VST0958TDM	\$240		
	¾	58	9	16	3	VSV0958TDM		\$414	\$456
	¾	52	9	14	2	VST0952TDM	\$227		
	¾	52	9	14	2	VSV0952TDM		\$398	\$439
	¾	46	9	12	2	VST0946TDM	\$212		
	¾	46	9	12	2	VSV0946TDM		\$386	\$424
¾	40	9	10	2	VST0940TDM	\$210			
¾	40	9	10	2	VSV0940TDM		\$377	\$416	

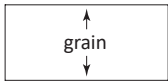
- VST0976TDM or VSV0976TDM use with 84" w adjustable height desk
- VST0970TDM or VSV0970TDM use with 78" w adjustable height desk
- VST0964TDM or VSV0964TDM use with 72" w adjustable height desk
- VST0958TDM or VSV0958TDM use with 66" w adjustable height desk
- VST0952TDM or VSV0952TDM use with 60" w adjustable height desk
- VST0946TDM or VSV0946TDM use with 54" w adjustable height desk
- VST0940TDM or VSV0940TDM use with 48" w adjustable height desk
- flat edge detail
- modesty panel bracket is always Black

Description	D	W	H	CTN WT	CU FT	① Model	TFL Laminate	HPL Laminate	Essentials Veneer	Artisan Veneer
Electric Adjustable Height Bridge - Standard Range 	24	58	Adj	90	9	VST2458AHB-S	\$1,447	\$1,516		
	24	58	Adj	90	9	VSV2458AHB-S			\$1,741	\$1,817
	24	52	Adj	85	8	VST2452AHB-S	\$1,406	\$1,486		
	24	52	Adj	85	8	VSV2452AHB-S			\$1,730	\$1,805
	24	46	Adj	85	8	VST2446AHB-S	\$1,381	\$1,456		
	24	46	Adj	85	8	VSV2446AHB-S			\$1,657	\$1,724



- 27 3/4" to 47 7/16" height adjustment
- top edge profile on user and approach sides
- top grommet available, specify location; and add \$58 list each
- maximum weight rating 140 lbs. (evenly distributed load)
- push button control pad mounted right or left
- 120" power cord
- specify Matte Black (MBK), Arctic Silver (ASL) or White (WH) base finish
- ships KD
- 1" gap between credenza or desk top avoids pinch point
- casters available, order AHCAST separately
- preset control available, order AH-3PDC separately

Electric Adjustable Height Bridge - Extended Range 	24	58	Adj	144	9	VST2458AHB-E	\$1,612	\$1,680		
	24	58	Adj	144	9	VSV2458AHB-E			\$1,908	\$1,984
	24	52	Adj	138	9	VST2452AHB-E	\$1,571	\$1,653		
	24	52	Adj	138	9	VSV2452AHB-E			\$1,897	\$1,970
	24	46	Adj	90	9	VST2446AHB-E	\$1,534	\$1,621		
	24	46	Adj	90	9	VSV2446AHB-E			\$1,822	\$1,888



- 22 7/8" to 48 7/8" height adjustment
- top edge profile on user and approach sides
- top grommet available, specify location, and add \$58 list each
- maximum weight rating 140 lbs. (evenly distributed load)
- push button control pad mounted right or left
- key pad features height display with three memory settings
- display will reference position to the nearest 1/2"
- 1" gap between credenza or desk top avoids pinch point
- 120" power cord
- specify Matte Black (MBK), Arctic Silver (ASL) or White (WH) base finish
- ships KD
- casters available, order AHCAST separately

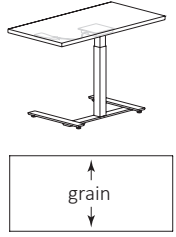
To Order, Specify:

① Model Number Laminate - VST Veneer - VSV

- ② Worksurface Material (see page [VI3](#))
 - a.) TFL
 - b.) HPL
- ③ Laminate Color (see page [VI3](#))
 - a.) Worksurface Color
 - b.) Chassis Color
 - c.) Drawer Color

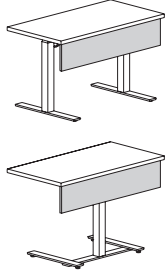
- ④ Edge Profile (see page [VI4](#))
- ⑤ Pull Style and Color (see page [VI5](#))
- ⑥ Optional Grommet Location & Color (see page [VI6](#))
- ⑦ Other Product Options (see page [VI10](#))
- ⑧ Accessories (see page [VS314](#))
- ⑨ Power and Data Options (see page [VS324](#))

Description	D	W	H	CTN WT	CU FT	① Model	TFL Laminate	HPL Laminate	Essentials Veneer	Artisan Veneer
Pneumatic Adjustable Height Bridge	24	46	Adj	90	9	VST2446AHB-PN	\$3,208	\$3,352		
	24	46	Adj	90	9	VSV2446AHB-PN			\$4,397	\$4,835
	24	40	Adj	85	8	VST2440AHB-PN	\$3,137	\$3,244		
	24	40	Adj	85	8	VSV2440AHB-PN			\$4,288	\$4,719



- 27 ½" to 44 ½" height adjustment
- top grommet available, specify location, and add \$58 list each
- top edge profile on user and approach sides
- release lever mounts under edge of top
- may be used in place of standard bridge
- 1" gap between credenza or desk top avoids pinch point
- can be used as freestanding table
- 20 lb. lift force/max weight rating 140 lbs. (evenly distributed load)
- specify Matte Black (MBK) or Alloy (ALY) base finish
- ships KD

Description	D	W	H	CTN WT	CU FT	① Model	Laminate	Essentials Veneer	Artisan Veneer
Modesty Panel for Adjustable Height Bridge	¾	46	9	12	2	VST0946TDM	\$212		
	¾	46	9	12	2	VSV0946TDM		\$386	\$424
	¾	40	9	10	2	VST0940TDM	\$210		
	¾	40	9	10	2	VSV0940TDM		\$377	\$416

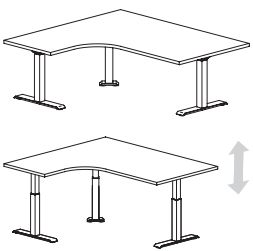
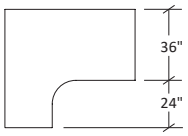


- VST0946TDM use with 46" w adjustable height bridge
- VST0940TDM use with 40" w adjustable height bridge
- modesty panel bracket is always Black

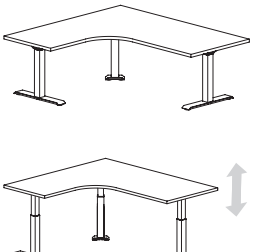
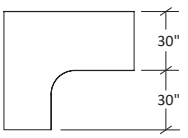
To Order, Specify:

① Model Number Laminate - VST Veneer - VSV

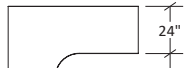
- | | | |
|--|--|---|
| ② Worksurface Material (see page V13) | ② Finish Color (see page V11) | ④ Edge Profile (see page V14) |
| a.) TFL | | ⑤ Pull Style and Color (see page V15) |
| b.) HPL | | ⑥ Base Finish (see page V139) |
| ③ Laminate Color (see page V13) | | ⑦ Optional Grommet Location & Color (see page V16) |
| a.) Worksurface Color | | ⑧ Other Product Options (see page V110) |
| b.) Chassis Color | | ⑨ Accessories (see page VS314) |
| c.) Drawer Color | | ⑩ Power and Data Options (see page VS324) |

Description	D	W	H	CTN WT	CU FT	① Model	TFL Laminate	HPL Laminate	Essentials Veneer	Artisan Veneer
Adjustable Height Corner Table - 90° One Piece Top - Standard Range - 36"d Desk  left shown 	60	72	Adj	240	12	VST3672CT24AHR-S	\$2,866	\$3,094		
	60	72	Adj	240	12	VSV3672CT24AHR-S			\$3,504	\$3,688
	60	72	Adj	240	12	VST3672CT24AHL-S	\$2,866	\$3,094		
	60	72	Adj	240	12	VSV3672CT24AHL-S			\$3,504	\$3,688
	60	66	Adj	227	12	VST3666CT24AHR-S	\$2,833	\$3,044		
	60	66	Adj	227	12	VSV3666CT24AHR-S			\$3,427	\$3,605
	60	66	Adj	227	12	VST3666CT24AHL-S	\$2,833	\$3,044		
	60	66	Adj	227	12	VSV3666CT24AHL-S			\$3,427	\$3,605
	60	60	Adj	213	12	VST3660CT24AHR-S	\$2,802	\$2,995		
	60	60	Adj	213	12	VSV3660CT24AHR-S			\$3,386	\$3,560
	60	60	Adj	213	12	VST3660CT24AHL-S	\$2,802	\$2,995		
	60	60	Adj	213	12	VSV3660CT24AHL-S			\$3,386	\$3,560

- 27 3/4" to 47 7/16" height adjustment
- top edge profile on user and approach sides
- top grommet available, specify location; and add \$58 list each
- maximum weight rating 140 lbs. (evenly distributed load)
- push button control pad mounted right or left
- 120" power cord
- specify Matte Black (MBK), Arctic Silver (ASL) or White (WH) base finish
- ships KD
- preset control available, order AH-3PDC separately

Adjustable Height Corner Table - 90° One Piece Top - Standard Range - 30"d Desk  left shown 	60	72	Adj	240	12	VST3072CT30AHR-S	\$2,866	\$3,094		
	60	72	Adj	240	12	VSV3072CT30AHR-S			\$3,504	\$3,688
	60	72	Adj	240	12	VST3072CT30AHL-S	\$2,866	\$3,094		
	60	72	Adj	240	12	VSV3072CT30AHL-S			\$3,504	\$3,688
	60	66	Adj	227	12	VST3066CT30AHR-S	\$2,833	\$3,044		
	60	66	Adj	227	12	VSV3066CT30AHR-S			\$3,427	\$3,605
	60	66	Adj	227	12	VST3066CT30AHL-S	\$2,833	\$3,044		
	60	66	Adj	227	12	VSV3066CT30AHL-S			\$3,427	\$3,605
	60	60	Adj	213	12	VST3060CT30AHR-S	\$2,802	\$2,995		
	60	60	Adj	213	12	VSV3060CT30AHR-S			\$3,386	\$3,560
	60	60	Adj	213	12	VST3060CT30AHL-S	\$2,802	\$2,995		
	60	60	Adj	213	12	VSV3060CT30AHL-S			\$3,386	\$3,560

- 27 3/4" to 47 7/16" height adjustment
- top edge profile on user and approach sides
- top grommet available, specify location; and add \$58 list each
- maximum weight rating 140 lbs. (evenly distributed load)
- push button control pad mounted right or left
- 120" power cord
- specify Matte Black (MBK), Arctic Silver (ASL) or White (WH) base finish
- ships KD
- preset control available, order AH-3PDC separately

Description	D	W	H	CTN WT	CU FT	① Model	TFL Laminate	HPL Laminate	Essentials Veneer	Artisan Veneer
Adjustable Height Corner Table - 90° One Piece Top - Standard Range - 24" d Desk  left shown 	60	72	Adj	232	12	VST2472CT36AHR-S	\$2,866	\$3,094		
	60	72	Adj	232	12	VSV2472CT36AHR-S			\$3,504	\$3,688
	60	72	Adj	232	12	VST2472CT36AHL-S	\$2,866	\$3,094		
	60	72	Adj	232	12	VSV2472CT36AHL-S			\$3,504	\$3,688
	60	66	Adj	222	12	VST2466CT36AHR-S	\$2,833	\$3,044		
	60	66	Adj	222	12	VSV2466CT36AHR-S			\$3,427	\$3,605
	60	66	Adj	222	12	VST2466CT36AHL-S	\$2,833	\$3,044		
	60	66	Adj	222	12	VSV2466CT36AHL-S			\$3,427	\$3,605
	60	60	Adj	207	12	VST2460CT36AHR-S	\$2,802	\$2,995		
	60	60	Adj	207	12	VSV2460CT36AHR-S			\$3,386	\$3,560
	60	60	Adj	207	12	VST2460CT36AHL-S	\$2,802	\$2,995		
	60	60	Adj	207	12	VSV2460CT36AHL-S			\$3,386	\$3,560

- 27 3/4" to 47 7/16" height adjustment
- top edge profile on user and approach sides
- top grommet available, specify location; and add \$58 list each
- maximum weight rating 140 lbs. (evenly distributed load)
- push botton control pad mounted right or left
- 120" power cord
- specify Matte Black (MBK), Arctic Silver (ASL) or White (WH) base finish
- ships KD
- preset control available, order AH-3PDC separately

To Order, Specify:

① Model Number Laminate - VST Veneer - VSV

- ② Worksurface Material (see page [V13](#))
 - a.) TFL
 - b.) HPL
- ③ Laminate Color (see page [V13](#))
 - a.) Worksurface Color
 - b.) Chassis Color
 - c.) Drawer Color
- ② Finish Color (see page [V11](#))

- ④ Edge Profile (see page [V14](#))
- ⑤ Pull Style and Color (see page [V15](#))
- ⑥ Base Finish (see page [V139](#))
- ⑦ Optional Grommet Location & Color (see page [V16](#))
- ⑧ Other Product Options (see page [V110](#))
- ⑨ Accessories (see page [VS314](#))
- ⑩ Power and Data Options (see page [VS324](#))

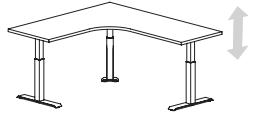
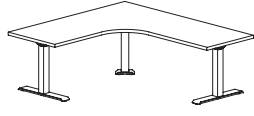
Description	D	W	H	CTN WT	CU FT	① Model	TFL Laminate	HPL Laminate	Essentials Veneer	Artisan Veneer
Adjustable Height Corner Table - 90° One Piece Top - Extended Range - 36" d Desk  left shown 	60	72	Adj	259	33	VST3672CT24AHR-E	\$3,098	\$3,325		
	60	72	Adj	259	33	VSV3672CT24AHR-E			\$3,735	\$3,921
	60	72	Adj	259	33	VST3672CT24AHL-E	\$3,098	\$3,325		
	60	72	Adj	259	33	VSV3672CT24AHL-E			\$3,735	\$3,921
	60	66	Adj	240	31	VST3666CT24AHR-E	\$3,066	\$3,276		
	60	66	Adj	240	31	VSV3666CT24AHR-E			\$3,659	\$3,837
	60	66	Adj	240	31	VST3666CT24AHL-E	\$3,066	\$3,276		
	60	66	Adj	240	31	VSV3666CT24AHL-E			\$3,659	\$3,837
	60	60	Adj	231	28	VST3660CT24AHR-E	\$3,033	\$3,226		
	60	60	Adj	231	28	VSV3660CT24AHR-E			\$3,618	\$3,792
	60	60	Adj	231	28	VST3660CT24AHL-E	\$3,033	\$3,226		
	60	60	Adj	231	28	VSV3660CT24AHL-E			\$3,618	\$3,792

- 22 7/8" to 48 7/8 " height adjustment
- top edge profile on user and approach sides
- top grommet available, specify location; and add \$58 list each
- maximum weight rating 140 lbs. (evenly distributed load)
- push button control pad mounted right or left
- key pad features height display with three memory settings
- display will reference position to the nearest 1/2"
- 120" power cord
- specify Matte Black (MBK) or Arctic Silver (ASL) or White (WH) base finish
- ships KD

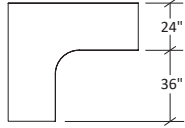
Adjustable Height Corner Table - 90° One Piece Top - Extended Range - 30" d Desk  left shown 	60	72	Adj	234	33	VST3072CT30AHR-E	\$3,098	\$3,325		
	60	72	Adj	234	33	VSV3072CT30AHR-E			\$3,735	\$3,921
	60	72	Adj	234	33	VST3072CT30AHL-E	\$3,098	\$3,325		
	60	72	Adj	234	33	VSV3072CT30AHL-E			\$3,735	\$3,921
	60	66	Adj	230	31	VST3066CT30AHR-E	\$3,066	\$3,276		
	60	66	Adj	230	31	VSV3066CT30AHR-E			\$3,659	\$3,837
	60	66	Adj	230	31	VST3066CT30AHL-E	\$3,066	\$3,276		
	60	66	Adj	230	31	VSV3066CT30AHL-E			\$3,659	\$3,837
	60	60	Adj	222	28	VST3060CT30AHR-E	\$3,033	\$3,226		
	60	60	Adj	222	28	VSV3060CT30AHR-E			\$3,618	\$3,792
	60	60	Adj	222	28	VST3060CT30AHL-E	\$3,033	\$3,226		
	60	60	Adj	222	28	VSV3060CT30AHL-E			\$3,618	\$3,792

- 22 7/8" to 48 7/8" height adjustment
- top edge profile on user and approach sides
- top grommet available, specify location; and add \$58 list each
- maximum weight rating 140 lbs. (evenly distributed load)
- push button control pad mounted right or left
- key pad features height display with three memory settings
- display will reference position to the nearest 1/2"
- 120" power cord
- specify Matte Black (MBK), Arctic Silver (ASL) or White (WH) base finish
- ships KD

Description	D	W	H	CTN WT	CU FT	① Model	TFL Laminate	HPL Laminate	Essentials Veneer	Artisan Veneer
Adjustable Height Corner Table 90° One Piece Top - Extended Range - 24"d Desk	60	72	Adj	225	33	VST2472CT36AHR-E	\$3,098	\$3,325		
	60	72	Adj	225	33	VSV2472CT36AHR-E			\$3,735	\$3,921
	60	72	Adj	225	33	VST2472CT36AHL-E	\$3,098	\$3,325		
	60	72	Adj	225	33	VSV2472CT36AHL-E			\$3,735	\$3,921
	60	66	Adj	220	31	VST2466CT36AHR-E	\$3,066	\$3,276		
	60	66	Adj	220	31	VSV2466CT36AHR-E			\$3,659	\$3,837
	60	66	Adj	220	31	VST2466CT36AHL-E	\$3,066	\$3,276		
	60	66	Adj	220	31	VSV2466CT36AHL-E			\$3,659	\$3,837
	60	60	Adj	214	28	VST2460CT36AHR-E	\$3,033	\$3,226		
	60	60	Adj	214	28	VSV2460CT36AHR-E			\$3,618	\$3,792
	60	60	Adj	214	28	VST2460CT36AHL-E	\$3,033	\$3,226		
	60	60	Adj	214	28	VSV2460CT36AHL-E			\$3,618	\$3,792



left shown



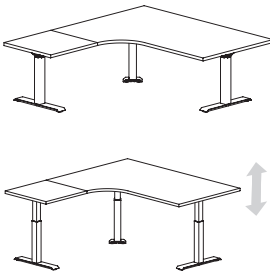
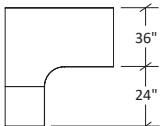
- 22 7/8" to 48 7/8" height adjustment
- top edge profile on user and approach sides
- top grommet available, specify location; and add \$58 list each
- maximum weight rating 140 lbs. (evenly distributed load)
- push button control pad mounted right or left
- key pad features height display with three memory settings
- display will reference position to the nearest 1/2"
- 120" power cord
- specify Matte Black (MBK), Arctic Silver (ASL) or White (WH) base finish
- ships KD

To Order, Specify:

① Model Number Laminate - VST Veneer - VSV

- ② Worksurface Material (see page [V13](#))
 - a.) TFL
 - b.) HPL
- ③ Laminate Color (see page [V13](#))
 - a.) Worksurface Color
 - b.) Chassis Color
 - c.) Drawer Color

- ④ Edge Profile (see page [V14](#))
- ⑤ Pull Style and Color (see page [V15](#))
- ⑥ Base Finish (see page [V139](#))
- ⑦ Optional Grommet Location & Color (see page [V16](#))
- ⑧ Other Product Options (see page [V110](#))
- ⑨ Accessories (see page [VS314](#))
- ⑩ Power and Data Options (see page [VS324](#))

Description	D	W	H	CTN WT	CU FT	① Model	TFL Laminate	HPL Laminate	Essentials Veneer	Artisan Veneer
Adjustable Height Corner Table - 90° Two Piece Top - Standard Range - 36"d Desk  left shown 	72	60	Adj	209	16	VST3672CT36AHR-S	\$3,035	\$3,271		
	72	72	Adj	288	19	VSV3672CT36AHR-S			\$3,996	\$4,229
	72	72	Adj	288	19	VST3672CT36AHL-S	\$3,035	\$3,271		
	72	72	Adj	288	19	VSV3672CT36AHL-S			\$3,996	\$4,229
	72	66	Adj	219	18	VST3666CT36AHR-S	\$3,008	\$3,232		
	72	66	Adj	219	18	VSV3666CT36AHR-S			\$3,930	\$4,159
	72	66	Adj	219	18	VST3666CT36AHL-S	\$3,008	\$3,232		
	72	66	Adj	219	18	VSV3666CT36AHL-S			\$3,930	\$4,159
	72	60	Adj	209	16	VST3660CT36AHR-S	\$2,982	\$3,192		
	72	60	Adj	209	16	VSV3660CT36AHR-S			\$3,895	\$4,119
	72	60	Adj	209	16	VST3660CT36AHL-S	\$2,982	\$3,192		
	72	60	Adj	209	16	VSV3660CT36AHL-S			\$3,895	\$4,119

- 27 3/4" to 47 7/16" height adjustment
- top edge profile on user and approach sides
- top grommet available, specify location; and add \$58 list each
- maximum weight rating 140 lbs. (evenly distributed load)
- push botton control pad mounted right or left
- 120" power cord
- specify Matte Black (MBK), Arctic Silver (ASL) or White (WH) base finish
- ships KD
- preset control available, order AH-3PDC separately

Adjustable Height Corner Table - 90° Two Piece Top - Standard Range - 30"d Desk  left shown 	72	72	Adj	209	19	VST3072CT42AHR-S	\$2,995	\$3,223		
	72	72	Adj	209	19	VSV3072CT42AHR-S			\$3,925	\$4,153
	72	72	Adj	209	19	VST3072CT42AHL-S	\$2,995	\$3,223		
	72	72	Adj	209	19	VSV3072CT42AHL-S			\$3,925	\$4,153
	72	66	Adj	201	18	VST3066CT42AHR-S	\$2,968	\$3,184		
	72	66	Adj	201	18	VSV3066CT42AHR-S			\$3,863	\$4,083
	72	66	Adj	201	18	VST3066CT42AHL-S	\$2,968	\$3,184		
	72	66	Adj	201	18	VSV3066CT42AHL-S			\$3,863	\$4,083
	72	60	Adj	193	16	VST3060CT42AHR-S	\$2,942	\$3,144		
	72	60	Adj	193	16	VSV3060CT42AHR-S			\$3,828	\$4,044
	72	60	Adj	193	16	VST3060CT42AHL-S	\$2,942	\$3,144		
	72	60	Adj	193	16	VSV3060CT42AHL-S			\$3,828	\$4,044

- 27 3/4" to 47 7/16" height adjustment
- top edge profile on user and approach sides
- top grommet available, specify location; and add \$58 list each
- maximum weight rating 140 lbs. (evenly distributed load)
- push botton control pad mounted right or left
- 120" power cord
- specify Matte Black (MBK), Arctic Silver (ASL) or White (WH) base finish
- ships KD
- preset control available, order AH-3PDC separately

Description	D	W	H	CTN WT	CU FT	① Model	TFL Laminate	HPL Laminate	Essentials Veneer	Artisan Veneer
Adjustable Height Corner Table - 90° Two Piece Top - Standard Range - 24" d Desk  left shown 	72	72	Adj	186	17	VST2472CT48AHR-S	\$2,955	\$3,177		
	72	72	Adj	186	17	VSV2472CT48AHR-S			\$3,859	\$4,079
	72	72	Adj	186	17	VST2472CT48AHL-S	\$2,955	\$3,177		
	72	72	Adj	186	17	VSV2472CT48AHL-S			\$3,859	\$4,079
	72	66	Adj	183	16	VST2466CT48AHR-S	\$2,930	\$3,140		
	72	66	Adj	183	16	VSV2466CT48AHR-S			\$3,797	\$4,012
	72	66	Adj	183	16	VST2466CT48AHL-S	\$2,930	\$3,140		
	72	66	Adj	183	16	VSV2466CT48AHL-S			\$3,797	\$4,012
	72	60	Adj	176	16	VST2460CT48AHR-S	\$2,906	\$3,100		
	72	60	Adj	176	16	VSV2460CT48AHR-S			\$3,764	\$3,974
	72	60	Adj	176	16	VST2460CT48AHL-S	\$2,906	\$3,100		
	72	60	Adj	176	16	VSV2460CT48AHL-S			\$3,764	\$3,974

- 27 3/4" to 47 7/16" height adjustment
- top edge profile on user and approach sides
- top grommet available, specify location; and add \$58 list each
- maximum weight rating 140 lbs. (evenly distributed load)
- push botton control pad mounted right or left
- 120" power cord
- specify Matte Black (MBK), Arctic Silver (ASL) or White (WH) base finish
- ships KD
- preset control available, order AH-3PDC separately

To Order, Specify:

① Model Number Laminate - VST Veneer - VSV

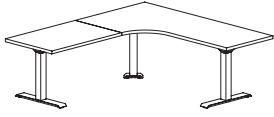
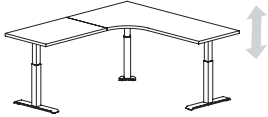
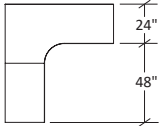
- | | | |
|---|--|--|
| <p>② Worksurface Material (see page V13)</p> <p>a.) TFL</p> <p>b.) HPL</p> <p>③ Laminate Color (see page V13)</p> <p>a.) Worksurface Color</p> <p>b.) Chassis Color</p> <p>c.) Drawer Color</p> | <p>② Finish Color (see page V11)</p> | <p>④ Edge Profile (see page V14)</p> <p>⑤ Pull Style and Color (see page V15)</p> <p>⑥ Base Finish (see page V139)</p> <p>⑦ Optional Grommet Location & Color (see page V16)</p> <p>⑧ Other Product Options (see page V110)</p> <p>⑨ Accessories (see page VS314)</p> <p>⑩ Power and Data Options (see page VS324)</p> |
|---|--|--|

Description	D	W	H	CTN WT	CU FT	① Model	TFL Laminate	HPL Laminate	Essentials Veneer	Artisan Veneer
Adjustable Height Corner Table - 90° Two Piece Top - Extended Range - 36" d Desk  left shown 	72	72	Adj	255	27	VST3672CT36AHR-E	\$3,267	\$3,501		
	72	72	Adj	255	27	VSV3672CT36AHR-E			\$4,227	\$4,461
	72	72	Adj	255	27	VST3672CT36AHL-E	\$3,267	\$3,501		
	72	72	Adj	255	27	VSV3672CT36AHL-E			\$4,227	\$4,461
	72	66	Adj	247	25	VST3666CT36AHR-E	\$3,239	\$3,463		
	72	66	Adj	247	25	VSV3666CT36AHR-E			\$4,162	\$4,390
	72	66	Adj	247	25	VST3666CT36AHL-E	\$3,239	\$3,463		
	72	66	Adj	247	25	VSV3666CT36AHL-E			\$4,162	\$4,390
	72	60	Adj	237	23	VST3660CT36AHR-E	\$3,213	\$3,424		
	72	60	Adj	237	23	VSV3660CT36AHR-E			\$4,127	\$4,350
	72	60	Adj	237	23	VST3660CT36AHL-E	\$3,213	\$3,424		
	72	60	Adj	237	23	VSV3660CT36AHL-E			\$4,127	\$4,350

- 22 7/8" to 48 7/8" height adjustment
- top edge profile on user and approach sides
- top grommet available, specify location; and add \$58 list each
- maximum weight rating 140 lbs. (evenly distributed load)
- push button control pad mounted right or left
- key pad features height display with three memory settings
- display will reference position to the nearest 1/2"
- 120" power cord
- specify Matte Black (MBK), Arctic Silver (ASL) or White (WH) base finish
- ships KD

Adjustable Height Corner Table - 90° Two Piece Top - Extended Range - 30" d Desk  left shown 	72	72	Adj	223	24	VST3072CT42AHR-E	\$3,226	\$3,454		
	72	72	Adj	223	24	VSV3072CT42AHR-E			\$4,158	\$4,384
	72	72	Adj	223	24	VST3072CT42AHL-E	\$3,226	\$3,454		
	72	72	Adj	223	24	VSV3072CT42AHL-E			\$4,158	\$4,384
	72	66	Adj	213	22	VST3066CT42AHR-E	\$3,200	\$3,416		
	72	66	Adj	213	22	VSV3066CT42AHR-E			\$4,094	\$4,315
	72	66	Adj	213	22	VST3066CT42AHL-E	\$3,200	\$3,416		
	72	66	Adj	213	22	VSV3066CT42AHL-E			\$4,094	\$4,315
	72	60	Adj	203	21	VST3060CT42AHR-E	\$3,173	\$3,375		
	72	60	Adj	203	21	VSV3060CT42AHR-E			\$4,060	\$4,277
	72	60	Adj	203	21	VST3060CT42AHL-E	\$3,173	\$3,375		
	72	60	Adj	203	21	VSV3060CT42AHL-E			\$4,060	\$4,277

- 22 7/8" to 48 7/8" height adjustment
- top edge profile on user and approach sides
- top grommet available, specify location; and add \$58 list each
- maximum weight rating 140 lbs. (evenly distributed load)
- push button control pad mounted right or left
- key pad features height display with three memory settings
- display will reference position to the nearest 1/2"
- 120" power cord
- specify Matte Black (MBK), Arctic Silver (ASL) or White (WH) base finish
- ships KD

Description	D	W	H	CTN WT	CU FT	① Model	TFL Laminate	HPL Laminate	Essentials Veneer	Artisan Veneer
Adjustable Height Corner Table - 90° Two Piece Top-Extended Range - 24"d Desk   left shown 	72	72	Adj	232	21	VST2472CT48AHR-E	\$3,185	\$3,409		
	72	72	Adj	232	21	VSV2472CT48AHR-E			\$4,090	\$4,310
	72	72	Adj	232	21	VST2472CT48AHL-E	\$3,185	\$3,409		
	72	72	Adj	232	21	VSV2472CT48AHL-E			\$4,090	\$4,310
	72	66	Adj	225	20	VST2466CT48AHR-E	\$3,161	\$3,371		
	72	66	Adj	225	20	VSV2466CT48AHR-E			\$4,030	\$4,244
	72	66	Adj	225	20	VST2466CT48AHL-E	\$3,161	\$3,371		
	72	66	Adj	225	20	VSV2466CT48AHL-E			\$4,030	\$4,244
	72	60	Adj	219	\$0	VST2460CT48AHR-E	\$3,138	\$3,333		
	72	60	Adj	219	\$0	VSV2460CT48AHR-E			\$3,995	\$4,205
	72	60	Adj	219	\$0	VST2460CT48AHL-E	\$3,138	\$3,333		
	72	60	Adj	219	\$0	VSV2460CT48AHL-E			\$3,995	\$4,205

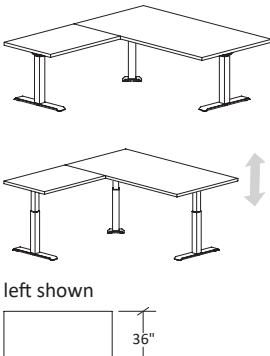
- 22 7/8" to 48 7/8" height adjustment
- top edge profile on user and approach sides
- top grommet available, specify location; and add \$58 list each
- maximum weight rating 140 lbs. (evenly distributed load)
- push button control pad mounted right or left
- key pad features height display with three memory settings
- display will reference position to the nearest 1/2"
- 120" power cord
- specify Matte Black (MBK), Arctic Silver (ASL) or White (WH) base finish
- ships KD

To Order, Specify:

① Model Number Laminate - VST Veneer - VSV

- ② Worksurface Material (see page [V13](#))
 - a.) TFL
 - b.) HPL
- ③ Laminate Color (see page [V13](#))
 - a.) Worksurface Color
 - b.) Chassis Color
 - c.) Drawer Color
- ② Finish Color (see page [V11](#))

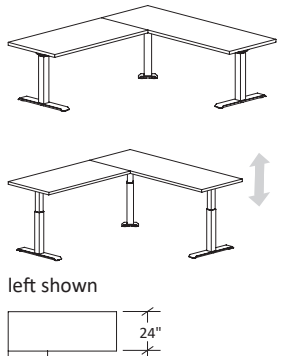
- ④ Edge Profile (see page [V14](#))
- ⑤ Pull Style and Color (see page [V15](#))
- ⑥ Base Finish (see page [V139](#))
- ⑦ Optional Grommet Location & Color (see page [V16](#))
- ⑧ Other Product Options (see page [V110](#))
- ⑨ Accessories (see page [VS314](#))
- ⑩ Power and Data Options (see page [VS324](#))

Description	D	W	H	CTN WT	CU FT	① Model	TFL Laminate	HPL Laminate	Essentials Veneer	Artisan Veneer
Adjustable Height Table & Return - 90° Two Piece Top - Standard Range - 36"d Desk 	72	72	Adj	288	16	VST3672RTAH36R-S	\$2,742	\$3,082		
	72	72	Adj	288	16	VSV3672RTAH36R-S			\$3,607	\$3,800
	72	72	Adj	288	16	VST3672RTAH36L-S	\$2,742	\$3,082		
	72	72	Adj	288	16	VSV3672RTAH36L-S			\$3,607	\$3,800
	72	66	Adj	219	16	VST3666RTAH36R-S	\$2,682	\$3,035		
	72	66	Adj	219	16	VSV3666RTAH36R-S			\$3,509	\$3,696
	72	66	Adj	219	16	VST3666RTAH36L-S	\$2,682	\$3,035		
	72	66	Adj	219	16	VSV3666RTAH36L-S			\$3,509	\$3,696
	72	60	Adj	209	15	VST3660RTAH36R-S	\$2,621	\$2,989		
	72	60	Adj	209	15	VSV3660RTAH36R-S			\$3,412	\$3,588
	72	60	Adj	209	15	VST3660RTAH36L-S	\$2,621	\$2,989		
	72	60	Adj	209	15	VSV3660RTAH36L-S			\$3,412	\$3,588

- 27 ¾" to 47 ⅞" height adjustment
- top edge profile on user and approach sides
- top grommet available, specify location; and add \$58 list each
- maximum weight rating 140 lbs. (evenly distributed load)
- push button control pad mounted right or left
- 120" power cord
- specify Matte Black (MBK), Arctic Silver (ASL) or White (WH) base finish
- ships KD
- preset control available, order AH-3PDC separately

Adjustable Height Table & Return - 90° Two Piece Top - Standard Range - 30"d Desk 	72	72	Adj	209	15	VST3072RTAH42R-S	\$2,607	\$2,898		
	72	72	Adj	209	15	VSV3072RTAH42R-S			\$3,534	\$3,723
	72	72	Adj	209	15	VST3072RTAH42L-S	\$2,607	\$2,898		
	72	72	Adj	209	15	VSV3072RTAH42L-S			\$3,534	\$3,723
	72	66	Adj	201	14	VST3066RTAH42R-S	\$2,552	\$2,854		
	72	66	Adj	201	14	VSV3066RTAH42R-S			\$3,441	\$3,619
	72	66	Adj	201	14	VST3066RTAH42L-S	\$2,552	\$2,854		
	72	66	Adj	201	14	VSV3066RTAH42L-S			\$3,441	\$3,619
	72	60	Adj	193	14	VST3060RTAH42R-S	\$2,491	\$2,806		
	72	60	Adj	193	14	VSV3060RTAH42R-S			\$3,344	\$3,514
	72	60	Adj	193	14	VST3060RTAH42L-S	\$2,491	\$2,806		
	72	60	Adj	193	14	VSV3060RTAH42L-S			\$3,344	\$3,514

- 27 ¾" to 47 ⅞" height adjustment
- top edge profile on user and approach sides
- top grommet available, specify location; and add \$58 list each
- maximum weight rating 140 lbs. (evenly distributed load)
- push button control pad mounted right or left
- 120" power cord
- specify Matte Black (MBK), Arctic Silver (ASL) or White (WH) base finish
- ships KD
- preset control available, order AH-3PDC separately

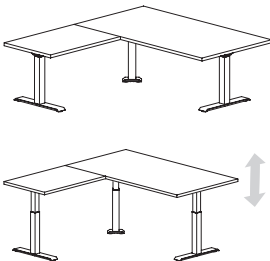
Description	D	W	H	CTN WT	CU FT	① Model	TFL Laminate	HPL Laminate	Essentials Veneer	Artisan Veneer
Adjustable Height Table & Return - 90° Two Piece Top - Standard Range - 24" d Desk  <p>left shown</p>	72	72	Adj	186	14	VST2472RTAH48R-S	\$2,580	\$2,802		
	72	72	Adj	186	14	VSV2472RTAH48R-S			\$3,324	\$3,492
	72	72	Adj	186	14	VST2472RTAH48L-S	\$2,580	\$2,802		
	72	72	Adj	186	14	VSV2472RTAH48L-S			\$3,324	\$3,492
	72	66	Adj	183	14	VST2466RTAH48R-S	\$2,543	\$2,765		
	72	66	Adj	183	14	VSV2466RTAH48R-S			\$3,282	\$3,446
	72	66	Adj	183	14	VST2466RTAH48L-S	\$2,543	\$2,765		
	72	66	Adj	183	14	VSV2466RTAH48L-S			\$3,282	\$3,446
	72	60	Adj	176	13	VST2460RTAH48R-S	\$2,498	\$2,730		
	72	60	Adj	176	13	VSV2460RTAH48R-S			\$3,202	\$3,357
72	60	Adj	176	13	VST2460RTAH48L-S	\$2,498	\$2,730			
72	60	Adj	176	13	VSV2460RTAH48L-S			\$3,202	\$3,357	

- 27 3/4" to 47 7/16" height adjustment
- top edge profile on user and approach sides
- top grommet available, specify location; and add \$58 list each
- maximum weight rating 140 lbs. (evenly distributed load)
- push botton control pad mounted right or left
- 120" power cord
- specify Matte Black (MBK), Arctic Silver (ASL) or White (WH) base finish
- ships KD
- preset control available, order AH-3PDC separately

To Order, Specify:

① Model Number Laminate - VST Veneer - VSV

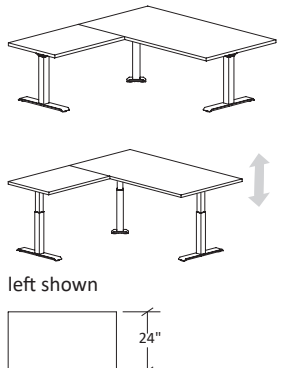
- | | | |
|---|--|--|
| <p>② Worksurface Material (see page V13)</p> <p>a.) TFL</p> <p>b.) HPL</p> <p>③ Laminate Color (see page V13)</p> <p>a.) Worksurface Color</p> <p>b.) Chassis Color</p> <p>c.) Drawer Color</p> | <p>② Finish Color (see page V11)</p> | <p>④ Edge Profile (see page V14)</p> <p>⑤ Pull Style and Color (see page V15)</p> <p>⑥ Base Finish (see page V139)</p> <p>⑦ Optional Grommet Location & Color (see page V16)</p> <p>⑧ Other Product Options (see page V110)</p> <p>⑨ Accessories (see page VS314)</p> <p>⑩ Power and Data Options (see page VS324)</p> |
|---|--|--|

Description	D	W	H	CTN WT	CU FT	① Model	TFL Laminate	HPL Laminate	Essentials Veneer	Artisan Veneer
Adjustable Height Table & Return - 90° Two Piece Top - Extended Range - 36" d Desk  left shown 	72	72	Adj	298	16	VST3672RTAH36R-E	\$2,975	\$3,314		
	72	72	Adj	298	16	VSV3672RTAH36R-E			\$3,838	\$4,033
	72	72	Adj	298	16	VST3672RTAH36L-E	\$2,975	\$3,314		
	72	72	Adj	298	16	VSV3672RTAH36L-E			\$3,838	\$4,033
	72	66	Adj	229	16	VST3666RTAH36R-E	\$2,912	\$3,267		
	72	66	Adj	229	16	VSV3666RTAH36R-E			\$3,740	\$3,927
	72	66	Adj	229	16	VST3666RTAH36L-E	\$2,912	\$3,267		
	72	66	Adj	229	16	VSV3666RTAH36L-E			\$3,740	\$3,927
	72	60	Adj	219	15	VST3660RTAH36R-E	\$2,853	\$3,221		
	72	60	Adj	219	15	VSV3660RTAH36R-E			\$3,643	\$3,820
	72	60	Adj	219	15	VST3660RTAH36L-E	\$2,853	\$3,221		
	72	60	Adj	219	15	VSV3660RTAH36L-E			\$3,643	\$3,820

- 22 7/8" to 48 7/8" height adjustment
- top edge profile on user and approach sides
- top grommet available, specify location; and add \$58 list each
- maximum weight rating 140 lbs. (evenly distributed load)
- push button control pad mounted right or left
- key pad features height display with three memory settings
- display will reference position to the nearest 1/2"
- 120" power cord
- specify Matte Black (MBK), Arctic Silver (ASL) or White (WH) base finish
- ships KD

Adjustable Height Table & Return - 90° Two Piece Top - Extended Range - 30" d Desk  left shown 	72	72	Adj	242	18	VST3072RTAH42R-E	\$2,839	\$3,128		
	72	72	Adj	242	18	VSV3072RTAH42R-E			\$3,765	\$3,955
	72	72	Adj	242	18	VST3072RTAH42L-E	\$2,839	\$3,128		
	72	72	Adj	242	18	VSV3072RTAH42L-E			\$3,765	\$3,955
	72	66	Adj	233	17	VST3066RTAH42R-E	\$2,783	\$3,086		
	72	66	Adj	233	17	VSV3066RTAH42R-E			\$3,673	\$3,851
	72	66	Adj	233	17	VST3066RTAH42L-E	\$2,783	\$3,086		
	72	66	Adj	233	17	VSV3066RTAH42L-E			\$3,673	\$3,851
	72	60	Adj	224	16	VST3060RTAH42R-E	\$2,723	\$3,038		
	72	60	Adj	224	16	VSV3060RTAH42R-E			\$3,575	\$3,745
	72	60	Adj	224	16	VST3060RTAH42L-E	\$2,723	\$3,038		
	72	60	Adj	224	16	VSV3060RTAH42L-E			\$3,575	\$3,745

- 22 7/8" to 48 7/8" height adjustment
- top edge profile on user and approach sides
- top grommet available, specify location; and add \$58 list each
- maximum weight rating 140 lbs. (evenly distributed load)
- push button control pad mounted right or left
- key pad features height display with three memory settings
- display will reference position to the nearest 1/2"
- 120" power cord
- specify Matte Black (MBK), Arctic Silver (ASL) or White (WH) base finish
- ships KD

Description	D	W	H	CTN WT	CU FT	① Model	TFL Laminate	HPL Laminate	Essentials Veneer	Artisan Veneer
Adjustable Height Table & Return - 90° Two Piece Top - Extended Range - 24" d Desk  <p>left shown</p>	72	72	Adj	231	15	VST2472RTAH48R-E	\$2,810	\$3,033		
	72	72	Adj	231	15	VSV2472RTAH48R-E			\$3,555	\$3,723
	72	72	Adj	231	15	VST2472RTAH48L-E	\$2,810	\$3,033		
	72	72	Adj	231	15	VSV2472RTAH48L-E			\$3,555	\$3,723
	72	66	Adj	225	14	VST2466RTAH48R-E	\$2,774	\$2,997		
	72	66	Adj	225	14	VSV2466RTAH48R-E			\$3,515	\$3,678
	72	66	Adj	225	14	VST2466RTAH48L-E	\$2,774	\$2,997		
	72	66	Adj	225	14	VSV2466RTAH48L-E			\$3,515	\$3,678
	72	60	Adj	219	13	VST2460RTAH48R-E	\$2,729	\$2,962		
	72	60	Adj	219	13	VSV2460RTAH48R-E			\$3,432	\$3,588
	72	60	Adj	219	13	VST2460RTAH48L-E	\$2,729	\$2,962		
	72	60	Adj	219	13	VSV2460RTAH48L-E			\$3,432	\$3,588

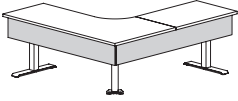
- 22 7/8" to 48 7/8" height adjustment
- top edge profile on user and approach sides
- top grommet available, specify location; and add \$58 list each
- maximum weight rating 140 lbs. (evenly distributed load)
- push button control pad mounted right or left
- key pad features height display with three memory settings
- display will reference position to the nearest 1/2"
- 120" power cord
- specify Matte Black (MBK), Arctic Silver (ASL) or White (WH) base finish
- ships KD

To Order, Specify:

① Model Number Laminate - VST Veneer - VSV

- ② Worksurface Material (see page [V13](#))
 - a.) TFL
 - b.) HPL
- ③ Laminate Color (see page [V13](#))
 - a.) Worksurface Color
 - b.) Chassis Color
 - c.) Drawer Color

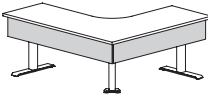
- ④ Edge Profile (see page [V14](#))
- ⑤ Pull Style and Color (see page [V15](#))
- ⑥ Base Finish (see page [V139](#))
- ⑦ Optional Grommet Location & Color (see page [V16](#))
- ⑧ Other Product Options (see page [V110](#))
- ⑨ Accessories (see page [VS314](#))
- ⑩ Power and Data Options (see page [VS324](#))

Description	D	W	H	CTN WT	CU FT	① Model	Laminate	Essentials Veneer	Artisan Veneer
Modesty Panel for 2-Piece Adjustable Height Corner Table Desk 	65 1/4	69	9	34	3	VST7201TDM	\$502		
	65 1/4	69	9	38	3	VSV7201TDM		\$731	\$802
	65 1/4	63	9	36	3	VST6601TDM	\$495		
	65 1/4	63	9	36	3	VSV6601TDM		\$717	\$789
	65 1/4	57	9	34	2	VST6001TDM	\$489		
	65 1/4	57	9	34	2	VSV6001TDM		\$705	\$775

- use with 30" & 36"d two piece adjustable corner table desk
- modesty panel bracket is always Black

Modesty Panel for 2-Piece Adjustable Height Corner Table Desk 	68 1/4	69	9	40	3	VST7202TDM	\$505		
	68 1/4	69	9	40	3	VSV7202TDM		\$738	\$812
	68 1/4	63	9	38	3	VST6602TDM	\$498		
	68 1/4	63	9	38	3	VSV6602TDM		\$723	\$796
	68 1/4	57	9	36	2	VST6002TDM	\$492		
	68 1/4	57	9	36	2	VSV6002TDM		\$710	\$782

- use with 24"d two piece adjustable corner table desk
- modesty panel bracket is always Black

Description	D	W	H	CTN WT	CU FT	① Model	Laminate	Essentials Veneer	Artisan Veneer
Modesty Panel for 1-Piece Adjustable Height Corner Table Desk 	53 1/4	69	9	34	3	VST7203TDM	\$490		
	53 1/4	69	9	34	3	VSV7203TDM		\$705	\$775
	53 1/4	63	9	32	3	VST6603TDM	\$485		
	53 1/4	63	9	32	3	VSV6603TDM		\$693	\$762
	53 1/4	57	9	30	2	VST6003TDM	\$474		
	53 1/4	57	9	30	2	VSV6003TDM		\$679	\$747

• use with 30" & 36"d one piece adjustable corner table desk

Modesty Panel for 1-Piece Adjustable Height Corner Table Desk 	55 1/4	69	9	34	3	VST7204TDM	\$492		
	55 1/4	69	9	34	3	VSV7204TDM		\$710	\$965
	55 1/4	63	9	32	3	VST6604TDM	\$487		
	55 1/4	63	9	32	3	VSV6604TDM		\$697	\$945
	55 1/4	57	9	30	2	VST6004TDM	\$478		
	55 1/4	57	9	30	2	VSV6004TDM		\$685	\$930

• use with 24"d one piece adjustable corner table desk

To Order, Specify:

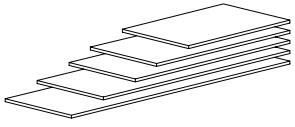
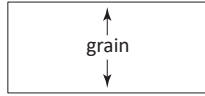
① Model Number Laminate - VST Veneer - VSV

- ② Worksurface Material (see page [V13](#))
 - a.) TFL
 - b.) HPL
- ③ Laminate Color (see page [V13](#))
 - a.) Worksurface Color
 - b.) Chassis Color
 - c.) Drawer Color
- ④ Finish Color (see page [V11](#))

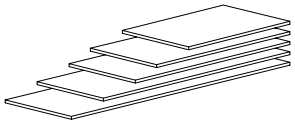
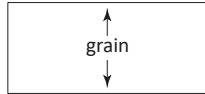
- ④ Edge Profile (see page [V14](#))
- ⑤ Pull Style and Color (see page [V15](#))
- ⑥ Base Finish (see page [V139](#))
- ⑦ Optional Grommet Location & Color (see page [V16](#))
- ⑧ Other Product Options (see page [V110](#))
- ⑨ Accessories (see page [VS314](#))
- ⑩ Power and Data Options (see page [VS324](#))

Description	D	W	H	CTN WT	CU FT	① Model	TFL Laminate	HPL Laminate	Essentials Veneer	Artisan Veneer
	36	72	1 3/16	117	9	VST3672AHTT	\$673	\$881		
	36	72	1 3/16	117	9	VSV3672AHTT			\$1,171	\$1,290
	30	84	1 3/16	117	9	VST3084AHTT	\$528	\$726		
	30	84	1 3/16	117	9	VSV3084AHTT			\$1,212	\$1,333
	30	78	1 3/16	108	9	VST3078AHTT	\$518	\$690		
	30	78	1 3/16	108	9	VSV3078AHTT			\$1,116	\$1,228
	30	72	1 3/16	98	8	VST3072AHTT	\$505	\$656		
	30	72	1 3/16	98	8	VSV3072AHTT			\$1,025	\$1,128
	30	66	1 3/16	90	7	VST3066AHTT	\$456	\$615		
	30	66	1 3/16	90	7	VSV3066AHTT			\$942	\$1,037
	30	60	1 3/16	82	7	VST3060AHTT	\$405	\$576		
	30	60	1 3/16	82	7	VSV3060AHTT			\$856	\$942
	30	54	1 3/16	74	6	VST3054AHTT	\$383	\$542		
	30	54	1 3/16	74	6	VSV3054AHTT			\$770	\$847
	30	48	1 3/16	57	5	VST3048AHTT	\$360	\$505		
	30	48	1 3/16	57	5	VSV3048AHTT			\$684	\$753
	24	84	1 3/16	91	8	VST2484AHTT	\$505	\$635		
	24	84	1 3/16	91	8	VSV2484AHTT			\$991	\$1,090
	24	78	1 3/16	85	8	VST2478AHTT	\$496	\$604		
	24	78	1 3/16	85	8	VSV2478AHTT			\$936	\$1,029
	24	72	1 3/16	78	7	VST2472AHTT	\$479	\$570		
	24	72	1 3/16	78	7	VSV2472AHTT			\$839	\$923
	24	66	1 3/16	72	7	VST2466AHTT	\$449	\$540		
	24	66	1 3/16	72	7	VSV2466AHTT			\$802	\$883
	24	60	1 3/16	65	6	VST2460AHTT	\$408	\$506		
	24	60	1 3/16	65	6	VSV2460AHTT			\$730	\$803
	24	54	1 3/16	59	6	VST2454AHTT	\$368	\$478		
	24	54	1 3/16	59	6	VSV2454AHTT			\$718	\$791
24	48	1 3/16	52	5	VST2448AHTT	\$342	\$451			
24	48	1 3/16	52	5	VSV2448AHTT			\$647	\$711	

- use with adjustable height T-Base
- top edge profile on user and approach sides
- top grommet available, specify location; and add \$58 list each

Description	D	W	H	CTN WT	CU FT	① Model	TFL Laminate	HPL Laminate	Essentials Veneer	Artisan Veneer
Rectangular Runoff Top  	30	60	1 3/16	82	7	VST6030AHTT	\$405	\$576		
	30	60	1 3/16	82	7	VSV6030AHTT			\$856	\$942
	30	54	1 3/16	74	6	VST5430AHTT	\$383	\$542		
	30	54	1 3/16	74	6	VSV5430AHTT			\$770	\$847
	30	48	1 3/16	57	5	VST4830AHTT	\$360	\$505		
	30	48	1 3/16	57	5	VSV4830AHTT			\$684	\$753
	24	60	1 3/16	65	6	VST6024AHTT	\$408	\$506		
	24	60	1 3/16	65	6	VSV6024AHTT			\$730	\$803
	24	54	1 3/16	59	6	VST5424AHTT	\$368	\$478		
	24	54	1 3/16	59	6	VSV5424AHTT			\$718	\$791
	24	48	1 3/16	52	5	VST4824AHTT	\$342	\$451		
	24	48	1 3/16	52	5	VSV4824AHTT			\$647	\$711

- use with adjustable height T-Base
- top edge profile on user and approach sides
- top grommet available, specify location; and add \$58 list each

Bridge Top  	24	58	1 3/16	65	6	VST5824AHTT	\$408	\$506		
	24	58	1 3/16	65	6	VSV5824AHTT			\$730	\$803
	24	52	1 3/16	59	6	VST5224AHTT	\$368	\$478		
	24	52	1 3/16	59	6	VSV5224AHTT			\$718	\$791
	24	46	1 3/16	52	5	VST4624AHTT	\$342	\$451		
	24	46	1 3/16	52	5	VSV4624AHTT			\$647	\$711


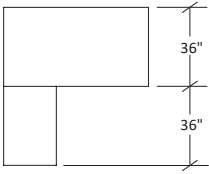
- use with adjustable height T-Base
- top edge profile on user and approach sides
- top grommet available, specify location; and add \$58 list each

To Order, Specify:


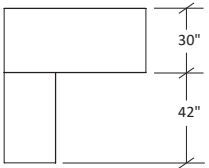
① Model Number Laminate - VST Veneer - VSV

- ② Worksurface Material (see page [VI3](#))
 - a.) TFL
 - b.) HPL
- ③ Laminate Color (see page [VI3](#))
 - a.) Worksurface Color
 - b.) Chassis Color
 - c.) Drawer Color
- ② Finish Color (see page [VI1](#))

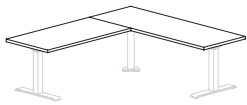
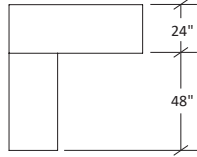
- ④ Edge Profile (see page [VI4](#))
- ⑤ Pull Style and Color (see page [VI5](#))
- ⑥ Optional Grommet Location & Color (see page [VI6](#))
- ⑦ Other Product Options (see page [VI10](#))
- ⑧ Accessories (see page [VS314](#))
- ⑨ Power and Data Options (see page [VS324](#))

Description	D	W	H	CTN WT	CU FT	① Model	TFL Laminate	HPL Laminate	Essentials Veneer	Artisan Veneer	
36" d Corner Top with Return - Two Piece Top  left shown 	72	72	1 3/16	156	9	VST3672AHLT36R	\$1,063	\$1,395			
		72	72	1 3/16	156	9	VSV3672AHLT36R			\$1,907	\$2,098
		72	72	1 3/16	156	9	VST3672AHLT36L	\$1,063	\$1,395		
		72	72	1 3/16	156	9	VSV3672AHLT36L			\$1,907	\$2,098
		72	66	1 3/16	147	9	VST3666AHLT36R	\$1,004	\$1,350		
		72	66	1 3/16	147	9	VSV3666AHLT36R			\$1,812	\$1,994
		72	66	1 3/16	147	9	VST3666AHLT36L	\$1,004	\$1,350		
		72	66	1 3/16	147	9	VSV3666AHLT36L			\$1,812	\$1,994
		72	60	1 3/16	137	8	VST3660AHLT36R	\$945	\$1,303		
		72	60	1 3/16	137	8	VSV3660AHLT36R			\$1,718	\$1,888
		72	60	1 3/16	137	8	VST3660AHLT36L	\$945	\$1,303		
		72	60	1 3/16	137	8	VSV3660AHLT36L			\$1,718	\$1,888

- use with adjustable height T-Base
- top edge profile on user and approach sides
- top grommet available, specify location; and add \$58 list each

30" d Corner Top with Return - Two Piece Top  left shown 	72	72	1 3/16	137	8	VST3072AHLT42R	\$932	\$1,215			
		72	72	1 3/16	137	8	VSV3072AHLT42R			\$1,835	\$2,019
		72	72	1 3/16	137	8	VST3072AHLT42L	\$932	\$1,215		
		72	72	1 3/16	137	8	VSV3072AHLT42L			\$1,835	\$2,019
		72	66	1 3/16	129	7	VST3066AHLT42R	\$876	\$1,171		
		72	66	1 3/16	129	7	VSV3066AHLT42R			\$1,745	\$1,919
		72	66	1 3/16	129	7	VST3066AHLT42L	\$876	\$1,171		
		72	66	1 3/16	129	7	VSV3066AHLT42L			\$1,745	\$1,919
		72	60	1 3/16	121	7	VST3060AHLT42R	\$819	\$1,125		
		72	60	1 3/16	121	7	VSV3060AHLT42R			\$1,650	\$1,815
		72	60	1 3/16	121	7	VST3060AHLT42L	\$819	\$1,125		
		72	60	1 3/16	121	7	VSV3060AHLT42L			\$1,650	\$1,815

- use with adjustable height T-Base
- top edge profile on user and approach sides
- top grommet available, specify location; and add \$58 list each

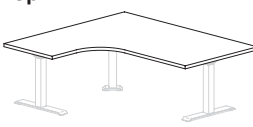
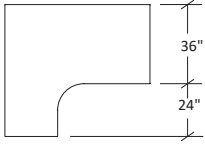
Description	D	W	H	CTN WT	CU FT	① Model	TFL Laminate	HPL Laminate	Essentials Veneer	Artisan Veneer
24" d Corner Top with Return - Two Piece Top  left shown 	72	72	1 3/16	117	7	VST2472AHLT48R	\$904	\$1,121		
	72	72	1 3/16	117	7	VSV2472AHLT48R			\$1,631	\$1,794
	72	72	1 3/16	117	7	VST2472AHLT48L	\$904	\$1,121		
	72	72	1 3/16	117	7	VSV2472AHLT48L			\$1,631	\$1,794
	72	66	1 3/16	111	7	VST2466AHLT48R	\$869	\$1,086		
	72	66	1 3/16	111	7	VSV2466AHLT48R			\$1,592	\$1,750
	72	66	1 3/16	111	7	VST2466AHLT48L	\$869	\$1,086		
	72	66	1 3/16	111	7	VSV2466AHLT48L			\$1,592	\$1,750
	72	60	1 3/16	104	6	VST2460AHLT48R	\$823	\$1,051		
	72	60	1 3/16	104	6	VSV2460AHLT48R			\$1,512	\$1,663
	72	60	1 3/16	104	6	VST2460AHLT48L	\$823	\$1,051		
	72	60	1 3/16	104	6	VSV2460AHLT48L			\$1,512	\$1,663

- use with adjustable height T-Base
- top edge profile on user and approach sides
- top grommet available, specify location; and add \$58 list each

To Order, Specify:

① Model Number Laminate - VST Veneer - VSV

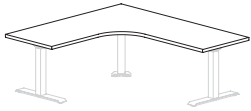
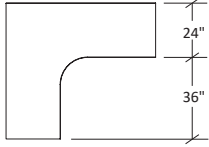
- ② Worksurface Material (see page [V13](#))
 - a.) TFL
 - b.) HPL
- ③ Laminate Color (see page [V13](#))
 - a.) Worksurface Color
 - b.) Chassis Color
 - c.) Drawer Color
- ④ Edge Profile (see page [V14](#))
- ⑤ Pull Style and Color (see page [V15](#))
- ⑥ Base Finish (see page [V139](#))
- ⑦ Optional Grommet Location & Color (see page [V16](#))
- ⑧ Other Product Options (see page [V110](#))
- ⑨ Accessories (see page [VS314](#))
- ⑩ Power and Data Options (see page [VS324](#))

Description	D	W	H	CTN WT	CU FT	① Model	TFL Laminate	HPL Laminate	Essentials Veneer	Artisan Veneer
36" d Cockpit Corner Desk Top  left shown 	60	72	1 3/16	168	5	VST3672AHCT24R	\$1,184	\$1,406		
	60	72	1 3/16	168	5	VSV3672AHCT24R			\$1,807	\$1,988
	60	72	1 3/16	168	5	VST3672AHCT24L	\$1,184	\$1,406		
	60	72	1 3/16	168	5	VSV3672AHCT24L			\$1,807	\$1,988
	60	66	1 3/16	141	5	VST3666AHCT24R	\$1,154	\$1,357		
	60	66	1 3/16	155	5	VSV3666AHCT24R			\$1,733	\$1,906
	60	66	1 3/16	141	5	VST3666AHCT24L	\$1,154	\$1,357		
	60	66	1 3/16	155	5	VSV3666AHCT24L			\$1,733	\$1,906
	60	60	1 3/16	141	5	VST3660AHCT24R	\$1,121	\$1,309		
	60	60	1 3/16	141	5	VSV3660AHCT24R			\$1,693	\$1,861
	60	60	1 3/16	141	5	VST3660AHCT24L	\$1,121	\$1,309		
	60	60	1 3/16	141	5	VSV3660AHCT24L			\$1,693	\$1,861

- use with adjustable height T-Base
- top edge profile on user and approach sides
- top grommet available, specify location; and add \$58 list each

30" d Cockpit Corner Desk Top  left shown 	60	72	1 3/16	168	5	VST3072AHCT30R	\$1,184	\$1,406		
	60	72	1 3/16	168	5	VSV3072AHCT30R			\$1,807	\$1,988
	60	72	1 3/16	168	5	VST3072AHCT30L	\$1,184	\$1,406		
	60	72	1 3/16	168	5	VSV3072AHCT30L			\$1,807	\$1,988
	60	66	1 3/16	155	5	VST3066AHCT30R	\$1,154	\$1,357		
	60	66	1 3/16	155	5	VSV3066AHCT30R			\$1,733	\$1,906
	60	66	1 3/16	155	5	VST3066AHCT30L	\$1,154	\$1,357		
	60	66	1 3/16	155	5	VSV3066AHCT30L			\$1,733	\$1,906
	60	60	1 3/16	141	5	VST3060AHCT30R	\$1,121	\$1,309		
	60	60	1 3/16	141	5	VSV3060AHCT30R			\$1,693	\$1,861
	60	60	1 3/16	141	5	VST3060AHCT30L	\$1,121	\$1,309		
	60	60	1 3/16	141	5	VSV3060AHCT30L			\$1,693	\$1,861

- use with adjustable height T-Base
- top edge profile on user and approach sides
- top grommet available, specify location; and add \$58 list each

Description	D	W	H	CTN WT	CU FT	① Model	TFL Laminate	HPL Laminate	Essentials Veneer	Artisan Veneer
24"d Cockpit Corner Desk Top  left shown 	60	72	1 3/16	160	5	VST2472AHCT36R	\$1,184	\$1,406		
	60	72	1 3/16	160	5	VSV2472AHCT36R			\$1,807	\$1,988
	60	72	1 3/16	160	5	VST2472AHCT36L	\$1,184	\$1,406		
	60	72	1 3/16	160	5	VSV2472AHCT36L			\$1,807	\$1,988
	60	66	1 3/16	150	5	VST2466AHCT36R	\$1,154	\$1,357		
	60	66	1 3/16	150	5	VSV2466AHCT36R			\$1,733	\$1,906
	60	66	1 3/16	150	5	VST2466AHCT36L	\$1,154	\$1,357		
	60	66	1 3/16	150	5	VSV2466AHCT36L			\$1,733	\$1,906
	60	60	1 3/16	135	5	VST2460AHCT36R	\$1,121	\$1,309		
	60	60	1 3/16	135	5	VSV2460AHCT36R			\$1,693	\$1,861
	60	60	1 3/16	135	5	VST2460AHCT36L	\$1,121	\$1,309		
	60	60	1 3/16	135	5	VSV2460AHCT36L			\$1,693	\$1,861

- use with adjustable height T-Base
- top edge profile on user and approach sides
- top grommet available, specify location; and add \$58 list each

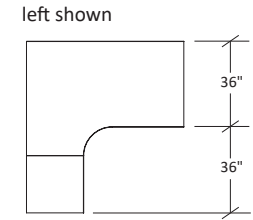
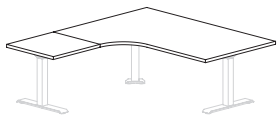
To Order, Specify:

① Model Number Laminate - VST Veneer - VSV

- ② Worksurface Material (see page [V13](#))
 - a.) TFL
 - b.) HPL
- ③ Laminate Color (see page [V13](#))
 - a.) Worksurface Color
 - b.) Chassis Color
 - c.) Drawer Color
- ② Finish Color (see page [V11](#))

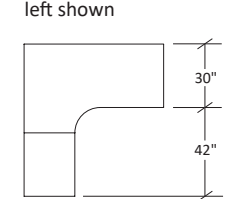
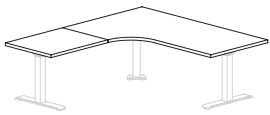
- ④ Edge Profile (see page [V14](#))
- ⑤ Pull Style and Color (see page [V15](#))
- ⑥ Base Finish (see page [V139](#))
- ⑦ Optional Grommet Location & Color (see page [V16](#))
- ⑧ Other Product Options (see page [V110](#))
- ⑨ Accessories (see page [VS314](#))
- ⑩ Power and Data Options (see page [VS324](#))

Description	D	W	H	CTN WT	CU FT	① Model	TFL Laminate	HPL Laminate	Essentials Veneer	Artisan Veneer
36" d Cockpit Corner Desk Top - Two Piece Top	72	72	1 3/16	13	13	VST3672AHCT36R	\$1,350	\$1,578		
	72	72	1 3/16	163	13	VSV3672AHCT36R			\$2,287	\$2,515
	72	72	1 3/16	13	13	VST3672AHCT36L	\$1,350	\$1,578		
	72	72	1 3/16	163	13	VSV3672AHCT36L			\$2,287	\$2,515
	72	66	1 3/16	153	12	VST3666AHCT36R	\$1,324	\$1,540		
	72	66	1 3/16	153	12	VSV3666AHCT36R			\$2,223	\$2,446
	72	66	1 3/16	153	12	VST3666AHCT36L	\$1,324	\$1,540		
	72	66	1 3/16	153	12	VSV3666AHCT36L			\$2,223	\$2,446
	72	60	1 3/16	143	11	VST3660AHCT36R	\$1,297	\$1,500		
	72	60	1 3/16	143	11	VSV3660AHCT36R			\$2,188	\$2,406
	72	60	1 3/16	143	11	VST3660AHCT36L	\$1,297	\$1,500		
	72	60	1 3/16	143	11	VSV3660AHCT36L			\$2,188	\$2,406

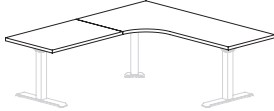
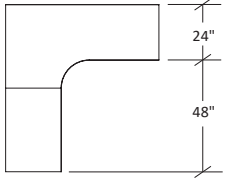


- use with adjustable height T-Base
- top edge profile on user and approach sides
- top grommet available, specify location; and add \$58 list each

30" d Cockpit Corner Desk Top - Two Piece Top	72	72	1 3/16	144	12	VST3072AHCT42R	\$1,309	\$1,533		
	72	72	1 3/16	144	12	VSV3072AHCT42R			\$2,218	\$2,442
	72	72	1 3/16	144	12	VST3072AHCT42L	\$1,309	\$1,533		
	72	72	1 3/16	144	12	VSV3072AHCT42L			\$2,218	\$2,442
	72	66	1 3/16	136	11	VST3066AHCT42R	\$1,284	\$1,496		
	72	66	1 3/16	136	11	VSV3066AHCT42R			\$2,158	\$2,373
	72	66	1 3/16	136	11	VST3066AHCT42L	\$1,284	\$1,496		
	72	66	1 3/16	136	11	VSV3066AHCT42L			\$2,158	\$2,373
	72	60	1 3/16	128	10	VST3060AHCT42R	\$1,258	\$1,457		
	72	60	1 3/16	128	10	VSV3060AHCT42R			\$2,123	\$2,337
	72	60	1 3/16	128	10	VST3060AHCT42L	\$1,258	\$1,457		
	72	60	1 3/16	128	10	VSV3060AHCT42L			\$2,123	\$2,337



- use with adjustable height T-Base
- top edge profile on user and approach sides
- top grommet available, specify location; and add \$58 list each

Description	D	W	H	CTN WT	CU FT	① Model	TFL Laminate	HPL Laminate	Essentials Veneer	Artisan Veneer
24" d Cockpit Corner Desk Top - Two Piece Top  left shown 	72	72	1 3/16	91	10	VST2472AHCT48R	\$1,270	\$1,487		
	72	72	1 3/16	91	10	VSV2472AHCT48R			\$2,152	\$2,367
	72	72	1 3/16	91	10	VST2472AHCT48L	\$1,270	\$1,487		
	72	72	1 3/16	91	10	VSV2472AHCT48L			\$2,152	\$2,367
	72	66	1 3/16	85	9	VST2466AHCT48R	\$1,247	\$1,451		
	72	66	1 3/16	85	9	VSV2466AHCT48R			\$2,093	\$2,304
	72	66	1 3/16	85	9	VST2466AHCT48L	\$1,247	\$1,451		
	72	66	1 3/16	85	9	VSV2466AHCT48L			\$2,093	\$2,304
	72	60	1 3/16	78	9	VST2460AHCT48R	\$1,222	\$1,414		
	72	60	1 3/16	78	9	VSV2460AHCT48R			\$2,058	\$2,266
	72	60	1 3/16	78	9	VST2460AHCT48L	\$1,222	\$1,414		
	72	60	1 3/16	78	9	VSV2460AHCT48L			\$2,058	\$2,266

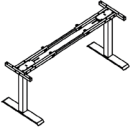
- use with adjustable height T-Base
- top edge profile on user and approach sides
- top grommet available, specify location; and add \$58 list each

To Order, Specify:

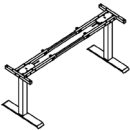
① Model Number Laminate - VST Veneer - VSV

- | | | |
|---|--|--|
| <p>② Worksurface Material (see page V13)</p> <p>a.) TFL</p> <p>b.) HPL</p> <p>③ Laminate Color (see page V13)</p> <p>a.) Worksurface Color</p> <p>b.) Chassis Color</p> <p>c.) Drawer Color</p> | <p>② Finish Color (see page V11)</p> | <p>④ Edge Profile (see page V14)</p> <p>⑤ Pull Style and Color (see page V15)</p> <p>⑥ Base Finish (see page V139)</p> <p>⑦ Optional Grommet Location & Color (see page V16)</p> <p>⑧ Other Product Options (see page V110)</p> <p>⑨ Accessories (see page VS314)</p> <p>⑩ Power and Data Options (see page VS324)</p> |
|---|--|--|

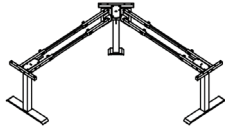
Description	D	W	H	CTN WT	CU FT	① Model	List Price
-------------	---	---	---	--------	-------	---------	------------

Adjustable Height Base for Table Desk - Standard Range 	24	41-68	Adj	69	3	AH24-4168-2TS	\$1,028
---	----	-------	-----	----	---	----------------------	----------------

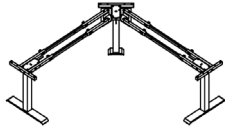
- 26 5/8" to 46 5/8" height adjustment
- maximum weight rating 140 lbs. (evenly distributed load)
- push button control pad mounted right or left
- 120" power cord
- specify Matte Black (MBK), Arctic Silver (ASL) or White (WH) base finish
- ships KD
- casters available, order AHCAST separately, see page VS33
- preset control available, order AH-3PDC separately

Adjustable Height Base for Table Desk - Extended Range 	24	41-68	Adj	78	3	AH24-4168-2TE	\$1,198
---	----	-------	-----	----	---	----------------------	----------------

- 21 1/8" to 47 1/8" height adjustment
- maximum weight rating 140 lbs. (evenly distributed load)
- push button control pad mounted right or left
- key pad features height display with three memory settings
- display will reference position to the nearest 1/2"
- 120" power cord
- specify Matte Black (MBK), Arctic Silver (ASL) or White (WH) base finish
- ships KD
- casters available, order AHCAST separately

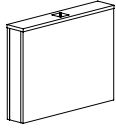
Adjustable Height Base for Corner and L-Unit - Standard Range 	24	54-72	Adj	72	7	AH24-5472-3TS	\$1,706
--	----	-------	-----	----	---	----------------------	----------------

- 26 5/8" to 46 5/8" height adjustment
- maximum weight rating 140 lbs. (evenly distributed load)
- push button control pad mounted right or left
- 120" power cord
- specify Matte Black (MBK), Arctic Silver (ASL) or White (WH) base finish
- ships KD
- preset control available, order AH-3PDC separately

Adjustable Height Base for Corner and L-Unit - Extended Range 	24	54-72	Adj	79	7	AH24-5472-3TE	\$1,944
--	----	-------	-----	----	---	----------------------	----------------

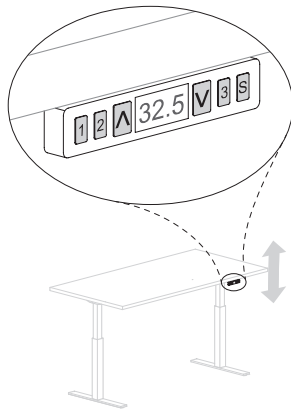
- 21 1/8" to 47 1/8" height adjustment
- maximum weight rating 140 lbs. (evenly distributed load)
- push button control pad mounted right or left
- key pad features height display with three memory settings
- display will reference position to the nearest 1/2"
- 120" power cord
- specify Matte Black (MBK), Arctic Silver (ASL) or White (WH) base finish
- ships KD

Description	D	W	H	CTN WT	CU FT	① Model	Laminate	Essentials Veneer	Artisan Veneer
Shroud for Standard Range T-Base Tables	5 5/16	29 13/16	22 3/4	41	4	VST0630AHTP	\$622		
	5 5/16	29 13/16	22 3/4	41	4	VSV0630AHTP		\$1,118	\$1,230



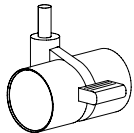
- use with 36" or 30" d standard range T base legs
- encapsulates legs to give a more finished look
- sold separately

Description	D	W	H	CTN WT	CU FT	① Model	List Price
3 Preset Digital Control Upgrade for Standard Range Bases				1	1	AH-3PDC	\$66



- use as an alternative control to standard range T base or case HAT models
- come pre-included with extended T base or cantilever HAT models
- key pad features height display with three memory settings
- display will reference position to the nearest 1/2"
- 78" power cord

Caster Kit				1	1	AHCAST	\$80
------------	--	--	--	---	---	--------	------



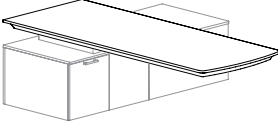
- two locking and two non-locking
- add 1 1/2" to table height
- can be used with 2 legged height adjustable T base
- cannot be used with shroud VS_0630AHTP

To Order, Specify:

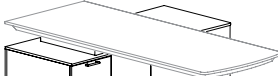
① Model Number Laminate - VST Veneer - VSV

- ② Worksurface Material (see page [V13](#))
 - a.) TFL
 - b.) HPL
- ③ Laminate Color (see page [V13](#))
 - a.) Worksurface Color
 - b.) Chassis Color
 - c.) Drawer Color

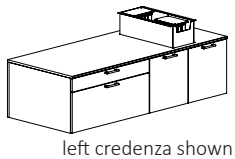
- ④ Edge Profile (see page [V14](#))
- ⑤ Pull Style and Color (see page [V15](#))
- ⑥ Optional Grommet Location & Color (see page [V16](#))
- ⑦ Other Product Options (see page [V110](#))
- ⑧ Accessories (see page [VS314](#))
- ⑨ Power and Data Options (see page [VS324](#))

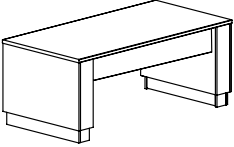
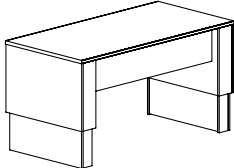
Description	D	W	H	CTN WT	CU FT	① Model	TFL Laminate	HPL Laminate	Essentials Veneer	Artisan Veneer
 left top shown	36	92	29 1/2	139	12	VST3692AHCVR	\$4,573	\$4,897		
	36	92	29 1/2	139	12	VSV3692AHCVR			\$5,440	\$5,712
	36	92	29 1/2	139	12	VST3692AHCVL	\$4,573	\$4,897		
	36	92	29 1/2	139	12	VSV3692AHCVL			\$5,440	\$5,712
	36	80	29 1/2	126	11	VST3680AHCVR	\$4,377	\$4,662		
	36	80	29 1/2	126	11	VSV3680AHCVR			\$5,269	\$5,532
	36	80	29 1/2	126	11	VST3680AHCVL	\$4,377	\$4,662		
	36	80	29 1/2	126	11	VSV3680AHCVL			\$5,269	\$5,532

- use with credenza support for cantilever table top
- 28 3/4" to 42" height adjustment
- top grommet available, specify location; and add \$58 list each
- maximum weight rating 150 lbs. (evenly distributed load)
- push button control pad mounted right or left
- key pad features height display with three memory settings
- display will reference position to the nearest 1/2"
- 120" power cord
- electrical cut out to fit an EC10, EC11 and EC12 available, specify location and order separately
- specify finish from top separately from apron
- apron is available to match top material, neutral paint or a comparable metal

Description	D	W	H	CTN WT	CU FT	① Model	Laminate	Essentials Veneer	Artisan Veneer
 right credenza shown	30	72	20	1095	43	VSTB3072CMR	\$23,699		
	30	72	20	1095	43	VSVB3072CMR		\$24,726	\$25,963
	30	72	20	1095	43	VSTB3072CML	\$23,699		
	30	72	20	1095	43	VSVB3072CML		\$24,726	\$25,963

- use with cantilever table top
- box/file drawer configuration determines hand of unit
- locking available, specify and add \$125 list
- height adjustable mechanism ships with credenza
- wall access cut out in back panel, specify and add \$190 list
- specify cantilever & support metal base finish, see page [VI16](#)



Description	D	W	H	CTN WT	CU FT	① Model	TFL Laminate	HPL Laminate	Essentials Veneer	Artisan Veneer
Adjustable Height Table Desk  	36	72	Adj.	327	52	VST3672AHD	\$4,505	\$4,736		
	36	72	Adj.	327	52	VSV3672AHD			\$6,605	\$7,067
	36	66	Adj.	318	48	VST3666AHD	\$4,484	\$4,702		
	36	66	Adj.	318	48	VSV3666AHD			\$6,559	\$7,017
	36	60	Adj.	308	43	VST3660AHD	\$4,462	\$4,677		
	36	60	Adj.	308	43	VSV3660AHD			\$6,512	\$6,969
	30	72	Adj.	285	44	VST3072AHD	\$4,403	\$4,618		
	30	72	Adj.	285	44	VSV3072AHD			\$6,414	\$6,864
	30	66	Adj.	276	40	VST3066AHD	\$4,386	\$4,592		
	30	66	Adj.	276	40	VSV3066AHD			\$6,373	\$6,820
	30	60	Adj.	267	37	VST3060AHD	\$4,374	\$4,563		
	30	60	Adj.	267	37	VSV3060AHD			\$6,334	\$6,779

- 29 1/2" to 49 1/2" height adjustment
- top edge profile on user side and approach sides
- top grommet available, specify location; and add \$58 list each
- maximum weight rating 140 lbs. (evenly distributed load)
- telescoping end panels
- 12" hanging modesty panel included, travels with top
- push button control pad mounted right or left
- 120" power cord
- electrical cut out to fit an EC10, EC11 and EC12 available, specify location and order separately
- wire access cut out in modesty panel, specify and add \$53 list

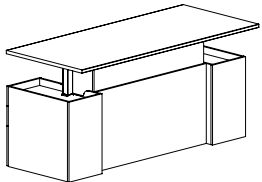
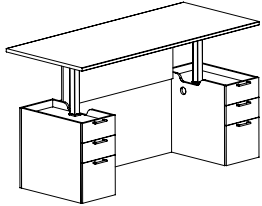
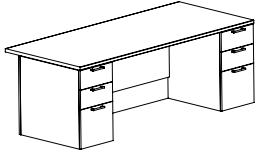
To Order, Specify:

① Model Number Laminate - VST Veneer - VSV

- ② Worksurface Material (see page [V13](#))
 - a.) TFL
 - b.) HPL
- ③ Laminate Color (see page [V13](#))
 - a.) Worksurface Color
 - b.) Chassis Color
 - c.) Drawer Color
- ② Finish Color (see page [V11](#))

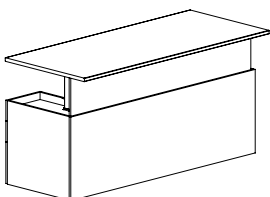
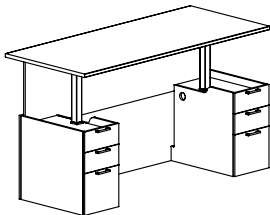
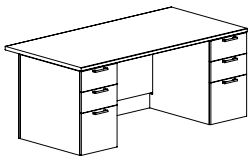
- ④ Edge Profile (see page [V14](#))
- ⑤ Pull Style and Color (see page [V15](#))
- ⑥ Optional Grommet Location & Color (see page [V16](#))
- ⑦ Other Product Options (see page [V110](#))
- ⑧ Accessories (see page [VS314](#))
- ⑨ Power and Data Options (see page [VS324](#))

Description	D	W	H	CTN WT	CU FT	① Model	TFL Laminate	HPL Laminate	Essentials Veneer	Artisan Veneer
Adjustable Height Double Pedestal Desk with Break Front Modesty Panel	36	84	Adj	394	60	VST3684AHDD	\$5,707	\$5,943		
	36	84	Adj	394	60	VSV3684AHDD			\$7,901	\$8,434
	36	72	Adj	373	52	VST3672AHDD	\$5,621	\$5,854		
	36	72	Adj	373	52	VSV3672AHDD			\$7,783	\$8,311
	36	66	Adj	357	48	VST3666AHDD	\$5,584	\$5,805		
	36	66	Adj	357	48	VSV3666AHDD			\$7,715	\$8,238
	30	84	Adj	381	51	VST3084AHDD	\$5,680	\$5,898		
	30	84	Adj	381	51	VSV3084AHDD			\$7,827	\$8,358
	30	72	Adj	356	44	VST3072AHDD	\$5,594	\$5,810		
	30	72	Adj	356	44	VSV3072AHDD			\$7,711	\$8,233
	30	66	Adj	344	40	VST3066AHDD	\$5,553	\$5,756		
	30	66	Adj	344	40	VSV3066AHDD			\$7,647	\$8,163

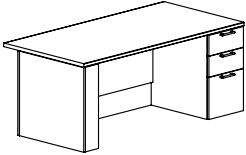
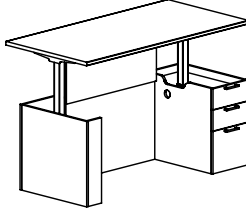


- 29 ½" to 49 ¾" height adjustment
- top edge profile on user side and approach sides
- top grommet available, specify location; and add \$58 list each
- maximum weight rating 140 lbs. (evenly distributed load)
- hanging modesty panel included, travels with top
- push button control pad mounted right or left
- 120" power cord
- specify Matte Black (MBK), Arctic Silver (ASL) or White (WH) metal finish
- locking available, specify and add \$178 list
- electrical cut out to fit an EC10, EC11 and EC12 available, specify location and order separately

Adjustable Height Double Pedestal Desk with Flush Modesty Panel	36	84	Adj	417	60	VST3684AHDDF	\$5,431	\$5,667		
	36	84	Adj	417	60	VSV3684AHDDF			\$7,986	\$8,525
	36	72	Adj	398	52	VST3672AHDDF	\$5,349	\$5,583		
	36	72	Adj	398	52	VSV3672AHDDF			\$7,868	\$8,399
	36	66	Adj	379	48	VST3666AHDDF	\$5,310	\$5,532		
	36	66	Adj	379	48	VSV3666AHDDF			\$7,796	\$8,322



- 29 ½" to 49 ¾" height adjustment
- top edge profile on user side and approach sides
- top grommet available, specify location; and add \$58 list each
- maximum weight rating 140 lbs. (evenly distributed load)
- hanging modesty panel included, travels with top
- push button control pad mounted right or left
- 120" power cord
- specify Matte Black (MBK), Arctic Silver (ASL) or White (WH) metal finish
- locking available, specify and add \$178 list
- electrical cut out to fit an EC10, EC11 and EC12 available, specify location and order separately

Description	D	W	H	CTN WT	CU FT	① Model	TFL Laminate	HPL Laminate	Essentials Veneer	Artisan Veneer
Adjustable Height Single Pedestal Desk with Break Front Modesty Panel	36	72	Adj	357	52	VST3672AHRD	\$5,346	\$5,578		
	36	72	Adj	357	52	VSV3672AHRD			\$7,508	\$8,034
	36	72	Adj	357	52	VST3672AHLD	\$5,346	\$5,578		
	36	72	Adj	357	52	VSV3672AHLD			\$7,508	\$8,034
	36	66	Adj	345	48	VST3666AHRD	\$5,308	\$5,530		
	36	66	Adj	345	48	VSV3666AHRD			\$7,439	\$7,962
	36	66	Adj	345	48	VST3666AHLD	\$5,308	\$5,530		
	36	66	Adj	345	48	VSV3666AHLD			\$7,439	\$7,962
	36	60	Adj	333	43	VST3660AHRD	\$5,273	\$5,487		
	36	60	Adj	333	43	VSV3660AHRD			\$7,371	\$7,887
	36	60	Adj	333	43	VST3660AHLD	\$5,273	\$5,487		
	36	60	Adj	333	43	VSV3660AHLD			\$7,371	\$7,887
	30	72	Adj	362	44	VST3072AHRD	\$5,319	\$5,534		
	30	72	Adj	362	44	VSV3072AHRD			\$7,436	\$7,958
	30	72	Adj	362	44	VST3072AHLD	\$5,319	\$5,534		
	30	72	Adj	362	44	VSV3072AHLD			\$7,436	\$7,958
	30	66	Adj	350	40	VST3066AHRD	\$5,278	\$5,481		
	30	66	Adj	350	40	VSV3066AHRD			\$7,372	\$7,888
	30	66	Adj	350	40	VST3066AHLD	\$5,278	\$5,481		
	30	66	Adj	350	40	VSV3066AHLD			\$7,372	\$7,888
	30	60	Adj	338	37	VST3060AHRD	\$5,235	\$5,427		
	30	60	Adj	338	37	VSV3060AHRD			\$7,307	\$7,819
	30	60	Adj	338	37	VST3060AHLD	\$5,235	\$5,427		
	30	60	Adj	338	37	VSV3060AHLD			\$7,307	\$7,819

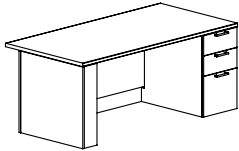
- 29 1/2" to 49 1/8" height adjustment
- top edge profile on user side and approach sides
- top grommet available, specify location; and add \$58 list each
- maximum weight rating 140 lbs. (evenly distributed load)
- hanging modesty panel included, travels with top
- push button control pad mounted right or left
- 120" power cord
- specify Matte Black (MBK), Arctic Silver (ASL) or White (WH) metal finish
- locking available, specify and add \$90 list
- electrical cut out to fit an EC10, EC11 and EC12 available, specify location and order separately

To Order, Specify:

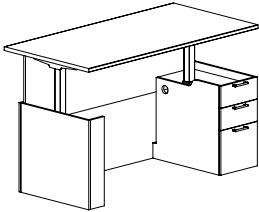
① Model Number Laminate - VST Veneer - VSV

- ② Worksurface Material (see page [VI3](#))
 - a.) TFL
 - b.) HPL
- ③ Laminate Color (see page [VI3](#))
 - a.) Worksurface Color
 - b.) Chassis Color
 - c.) Drawer Color
- ④ Edge Profile (see page [VI4](#))
- ⑤ Pull Style and Color (see page [VI5](#))
- ⑥ Optional Grommet Location & Color (see page [VI6](#))
- ⑦ Other Product Options (see page [VI10](#))
- ⑧ Accessories (see page [VS314](#))
- ⑨ Power and Data Options (see page [VS324](#))

Description	D	W	H	CTN WT	CU FT	① Model	TFL Laminate	HPL Laminate	Essentials Veneer	Artisan Veneer
Adjustable Height Single Pedestal Desk with Flush Modesty Panel	36	72	Adj	352	52	VST3672AHRDF	\$5,074	\$5,307		
	36	72	Adj	352	52	VSV3672AHRDF			\$7,593	\$8,124
	36	72	Adj	352	52	VST3672AHLDF	\$5,074	\$5,307		
	36	72	Adj	352	52	VSV3672AHLDF			\$7,593	\$8,124
	36	66	Adj	340	48	VST3666AHRDF	\$5,034	\$5,257		
	36	66	Adj	340	48	VSV3666AHRDF			\$7,519	\$8,047
	36	66	Adj	340	48	VST3666AHLDF	\$5,034	\$5,257		
	36	66	Adj	340	48	VSV3666AHLDF			\$7,519	\$8,047
	36	60	Adj	328	43	VST3660AHRDF	\$4,995	\$5,210		
	36	60	Adj	328	43	VSV3660AHRDF			\$7,447	\$7,969
	36	60	Adj	328	43	VST3660AHLDF	\$4,995	\$5,210		
	36	60	Adj	328	43	VSV3660AHLDF			\$7,447	\$7,969

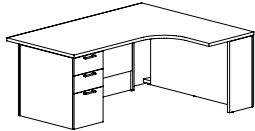


right shown

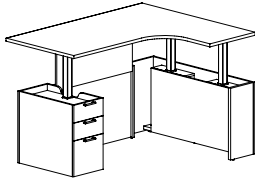


- 6" front overhang
- 29 1/2" to 49 1/8" height adjustment
- top edge profile on user side and approach sides
- top grommet available, specify location; and add \$58 list each
- maximum weight rating 140 lbs. (evenly distributed load)
- hanging modesty panel included, travels with top
- push button control pad mounted right or left
- 120" power cord
- specify Matte Black (MBK), Arctic Silver (ASL) or White (WH) metal finish
- locking available, specify and add \$90 list
- electrical cut out to fit an EC10, EC11 and EC12 available, specify location and order separately

Description	D	W	H	CTN WT	CU FT	① Model	TFL Laminate	HPL Laminate	Essentials Veneer	Artisan Veneer
36" Adjustable Height Corner Desk - Break Front Modesty Panel	60	72	Adj	446	41	VST3672-C24AHBR	\$6,597	\$6,940		
	60	72	Adj	446	41	VSV3672-C24AHBR			\$9,091	\$9,728
	60	72	Adj	446	41	VST3672-C24AHBL	\$6,597	\$6,940		
	60	72	Adj	446	41	VSV3672-C24AHBL			\$9,091	\$9,728
	60	66	Adj	432	40	VST3666-C24AHBR	\$6,540	\$6,879		
	60	66	Adj	432	39	VSV3666-C24AHBR			\$9,058	\$9,691
	60	66	Adj	432	39	VST3666-C24AHBL	\$6,540	\$6,879		
	60	66	Adj	432	39	VSV3666-C24AHBL			\$9,058	\$9,691

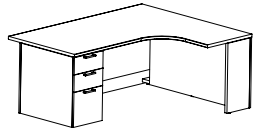


left shown

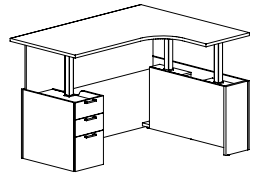


- 29 1/2" to 49 1/8" height adjustment
- top edge profile on user side and approach sides
- top grommet available, specify location; and add \$58 list each
- maximum weight rating 140 lbs. (evenly distributed load)
- hanging modesty panel included, travels with top
- push button control pad mounted right or left
- 120" power cord
- specify Matte Black (MBK), Arctic Silver (ASL) or White (WH) metal finish
- locking available, specify and add \$92 list
- electrical cut out to fit an EC10, EC11 and EC12 available, specify location and order separately
- wall access cut out in back panel, specify and add \$190 list

36" Adjustable Height Corner Desk - Flush Modesty Panel	60	72	Adj	464	42	VST3672-C24AHFR	\$6,398	\$6,738		
	60	72	Adj	464	42	VSV3672-C24AHFR			\$8,884	\$9,506
	60	72	Adj	464	42	VST3672-C24AHFL	\$6,398	\$6,738		
	60	72	Adj	464	42	VSV3672-C24AHFL			\$8,884	\$9,506
	60	66	Adj	450	41	VST3666-C24AHFR	\$6,337	\$6,677		
	60	66	Adj	450	41	VSV3666-C24AHFR			\$8,766	\$9,380
	60	66	Adj	450	41	VST3666-C24AHFL	\$6,337	\$6,677		
	60	66	Adj	450	41	VSV3666-C24AHFL			\$8,766	\$9,380



left shown



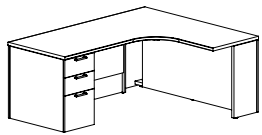
- 29 1/2" to 49 1/8" height adjustment
- top edge profile on user side and approach sides
- top grommet available, specify location; and add \$58 list each
- maximum weight rating 140 lbs. (evenly distributed load)
- hanging modesty panel included, travels with top
- push button control pad mounted right or left
- 120" power cord
- specify Matte Black (MBK), Arctic Silver (ASL) or White (WH) metal finish
- locking available, specify and add \$92 list
- electrical cut out to fit an EC10, EC11 and EC12 available, specify location and order separately
- wall access cut out in back panel, specify and add \$190 list

To Order, Specify:

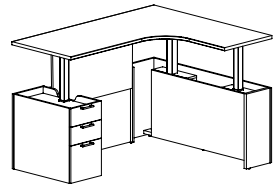
① Model Number Laminate - VST Veneer - VSV

- ② Worksurface Material (see page [V13](#))
 - a.) TFL
 - b.) HPL
- ③ Laminate Color (see page [V13](#))
 - a.) Worksurface Color
 - b.) Chassis Color
 - c.) Drawer Color
- ④ Edge Profile (see page [V14](#))
- ⑤ Pull Style and Color (see page [V15](#))
- ⑥ Optional Grommet Location & Color (see page [V16](#))
- ⑦ Other Product Options (see page [V110](#))
- ⑧ Accessories (see page [VS314](#))
- ⑨ Power and Data Options (see page [VS324](#))

Description	D	W	H	CTN WT	CU FT	① Model	TFL Laminate	HPL Laminate	Essentials Veneer	Artisan Veneer
30'd Adjustable Height Corner Desk - Break Front Modesty Panel	60	72	Adj	446	41	VST3072-C30AHBR	\$6,597	\$6,940		
	60	72	Adj	446	41	VSV3072-C30AHBR			\$9,091	\$9,728
	60	72	Adj	446	41	VST3072-C30AHBL	\$6,597	\$6,940		
	60	72	Adj	446	41	VSV3072-C30AHBL			\$9,091	\$9,728
	60	66	Adj	434	39	VST3066-C30AHBR	\$6,540	\$6,879		
	60	66	Adj	434	39	VSV3066-C30AHBR			\$9,058	\$9,691
	60	66	Adj	434	39	VST3066-C30AHBL	\$6,540	\$6,879		
	60	66	Adj	434	39	VSV3066-C30AHBL			\$9,058	\$9,691

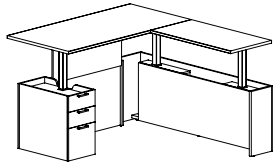
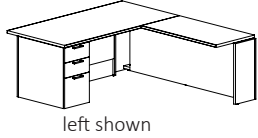


left shown



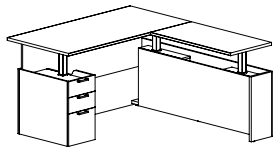
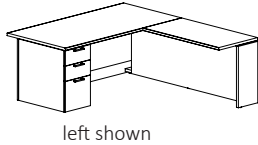
- 29 1/2" to 49 1/8" height adjustment
- top edge profile on user side and approach sides
- top grommet available, specify location; and add \$58 list each
- maximum weight rating 140 lbs. (evenly distributed load)
- hanging modesty panel included, travels with top
- push button control pad mounted right or left
- 120" power cord
- specify Matte Black (MBK), Arctic Silver (ASL) or White (WH) metal finish
- locking available, specify and add \$92 list
- electrical cut out to fit an EC10, EC11 and EC12 available, specify location and order separately
- wall access cut out in back panel, specify and add \$190 list

Description	D	W	H	CTN WT	CU FT	① Model	TFL Laminate	HPL Laminate	Essentials Veneer	Artisan Veneer
36" Adjustable Height L-Shaped Desk with 48" Bridge - Break Front Modesty Panel	84	72	Adj	516	47	VST3672-U48AHBR	\$6,603	\$6,897		
	84	72	Adj	516	47	VSV3672-U48AHBR			\$9,224	\$9,870
	84	72	Adj	516	47	VST3672-U48AHBL	\$6,603	\$6,897		
	84	72	Adj	516	47	VSV3672-U48AHBL			\$9,224	\$9,870
	84	66	Adj	502	46	VST3666-U48AHBR	\$6,565	\$6,844		
	84	66	Adj	502	46	VSV3666-U48AHBR			\$9,153	\$9,794
	84	66	Adj	502	46	VST3666-U48AHBL	\$6,565	\$6,844		
	84	66	Adj	502	46	VSV3666-U48AHBL			\$9,153	\$9,794



- 29 1/2" to 49 1/2" height adjustment
- top edge profile on user side and approach sides
- top grommet available, specify location; and add \$58 list each
- 1" gap at the end of bridge worksurface
- maximum weight rating 140 lbs. (evenly distributed load)
- hanging modesty panel included, travels with top
- push button control pad mounted right or left
- 120" power cord
- specify Matte Black (MBK), Arctic Silver (ASL) or White (WH) metal finish
- locking available, specify and add \$92 list
- electrical cut out to fit an EC10, EC11 and EC12 available, specify location and order separately
- wall access cut out in back panel, specify and add \$190 list

36" Adjustable Height L-Shaped Desk with 48" Bridge - Flush Modesty Panel	84	72	Adj	534	45	VST3672-U48AHFR	\$6,420	\$6,715		
	84	72	Adj	534	45	VSV3672-U48AHFR			\$9,007	\$9,637
	84	72	Adj	534	45	VST3672-U48AHFL	\$6,420	\$6,715		
	84	72	Adj	534	45	VSV3672-U48AHFL			\$9,007	\$9,637
	84	66	Adj	520	44	VST3666-U48AHFR	\$6,379	\$6,656		
	84	66	Adj	520	44	VSV3666-U48AHFR			\$8,932	\$9,557
	84	66	Adj	520	44	VST3666-U48AHFL	\$6,379	\$6,656		
	84	66	Adj	520	44	VSV3666-U48AHFL			\$8,932	\$9,557



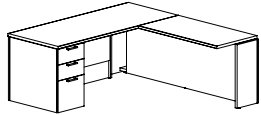
- 29 1/2" to 49 1/2" height adjustment
- top edge profile on user side and approach sides
- top grommet available, specify location; and add \$58 list each
- 1" gap at the end of bridge worksurface
- maximum weight rating 140 lbs. (evenly distributed load)
- hanging modesty panel included, travels with top
- push button control pad mounted right or left
- 120" power cord
- specify Matte Black (MBK), Arctic Silver (ASL) or White (WH) metal finish
- locking available, specify and add \$92 list
- electrical cut out to fit an EC10, EC11 and EC12 available, specify location and order separately
- wall access cut out in back panel, specify and add \$190 list

To Order, Specify:

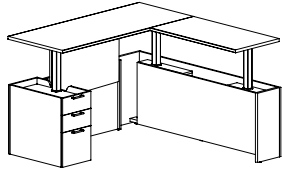
① Model Number Laminate - VST Veneer - VSV

- ② Worksurface Material (see page [VI3](#))
 - a.) TFL
 - b.) HPL
- ③ Laminate Color (see page [VI3](#))
 - a.) Worksurface Color
 - b.) Chassis Color
 - c.) Drawer Color
- ④ Edge Profile (see page [VI4](#))
- ⑤ Pull Style and Color (see page [VI5](#))
- ⑥ Optional Grommet Location & Color (see page [VI6](#))
- ⑦ Other Product Options (see page [VI10](#))
- ⑧ Accessories (see page [VS314](#))
- ⑨ Power and Data Options (see page [VS324](#))

Description	D	W	H	CTN WT	CU FT	① Model	TFL Laminate	HPL Laminate	Essentials Veneer	Artisan Veneer
30" d Adjustable Height L-Shaped Desk with 48" d Bridge - Break Front Modesty Panel	78	72	Adj	471	46	VST3072-U48AHBR	\$6,576	\$6,858		
	78	72	Adj	471	46	VSV3072-U48AHBR			\$9,149	\$9,792
	78	72	Adj	471	46	VST3072-U48AHBL	\$6,576	\$6,858		
	78	72	Adj	471	46	VSV3072-U48AHBL			\$9,149	\$9,792
	78	66	Adj	501	45	VST3066-U48AHBR	\$6,533	\$6,805		
	78	66	Adj	501	45	VSV3066-U48AHBR			\$9,085	\$9,722
	78	66	Adj	501	45	VST3066-U48AHBL	\$6,533	\$6,805		
	78	66	Adj	501	45	VSV3066-U48AHBL			\$9,085	\$9,722

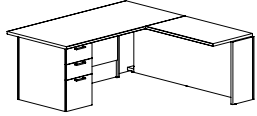


left shown

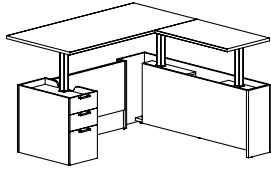


- 29 1/2" to 49 1/8" height adjustment
- top edge profile on user side and approach sides
- top grommet available, specify location; and add \$58 list each
- 1" gap at the end of bridge worksurface
- maximum weight rating 140 lbs. (evenly distributed load)
- hanging modesty panel included, travels with top
- push button control pad mounted right or left
- 120" power cord
- specify Matte Black (MBK), Arctic Silver (ASL) or White (WH) metal finish
- locking available, specify and add \$92 list
- electrical cut out to fit an EC10, EC11 and EC12 available, specify location and order separately
- wall access cut out in back panel, specify and add \$190 list

Description	D	W	H	CTN WT	CU FT	① Model	TFL Laminate	HPL Laminate	Essentials Veneer	Artisan Veneer
36" d Adjustable Height L-Shaped Desk with 42" d Bridge - Break Front Modesty Panel	78	72	Adj	499	45	VST3672-U42AHBR	\$6,568	\$6,864		
	78	72	Adj	499	45	VSV3672-U42AHBR			\$9,178	\$9,822
	78	72	Adj	499	45	VST3672-U42AHBL	\$6,568	\$6,864		
	78	72	Adj	499	45	VSV3672-U42AHBL			\$9,178	\$9,822
	78	66	Adj	485	44	VST3666-U42AHBR	\$6,531	\$6,813		
	78	66	Adj	485	44	VSV3666-U42AHBR			\$9,109	\$9,748
	78	66	Adj	485	44	VST3666-U42AHBL	\$6,531	\$6,813		
	78	66	Adj	485	44	VSV3666-U42AHBL			\$9,109	\$9,748
	78	66	Adj	485	44	VSV3666-U42AHBL			\$9,109	\$9,748

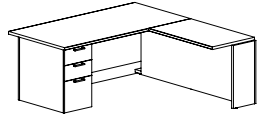


left shown

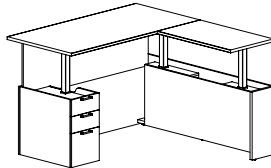


- 29 1/2" to 49 1/2" height adjustment
- top edge profile on user side
- top grommet available, specify location; and add \$58 list each
- 1" gap at the end of bridge worksurface
- maximum weight rating 140 lbs. (evenly distributed load)
- hanging modesty panel included, travels with top
- push button control pad mounted right or left
- 120" power cord
- specify Matte Black (MBK), Arctic Silver (ASL) or White (WH) metal finish
- locking available, specify and add \$92 list
- electrical cut out to fit an EC10, EC11 and EC12 available, specify location and order separately
- wall access cut out in back panel, specify and add \$190 list

36" d Adjustable Height L-Shaped Desk with 42" d Bridge - Flush Modesty Panel	78	72	Adj	518	43	VST3672-U42AHFR	\$6,383	\$6,669		
	78	72	Adj	518	43	VSV3672-U42AHFR			\$8,954	\$9,583
	78	72	Adj	518	43	VST3672-U42AHFL	\$6,383	\$6,669		
	78	72	Adj	518	43	VSV3672-U42AHFL			\$8,954	\$9,583
	78	66	Adj	504	42	VST3666-U42AHFR	\$6,343	\$6,626		
	78	66	Adj	504	42	VSV3666-U42AHFR			\$8,880	\$9,503
	78	66	Adj	504	42	VST3666-U42AHFL	\$6,343	\$6,626		
	78	66	Adj	504	42	VSV3666-U42AHFL			\$8,880	\$9,503
	78	66	Adj	504	42	VSV3666-U42AHFL			\$8,880	\$9,503



left shown

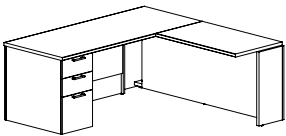
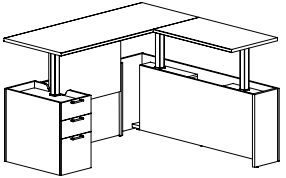


- 29 1/2" to 49 1/2" height adjustment
- top edge profile on user side and approach sides
- top grommet available, specify location; and add \$58 list each
- 1" gap at the end of bridge worksurface
- maximum weight rating 140 lbs. (evenly distributed load)
- hanging modesty panel included, travels with top
- push button control pad mounted right or left
- 120" power cord
- specify Matte Black (MBK), Arctic Silver (ASL) or White (WH) metal finish
- locking available, specify and add \$92 list
- electrical cut out to fit an EC10, EC11 and EC12 available, specify location and order separately
- wall access cut out in back panel, specify and add \$190 list

To Order, Specify:

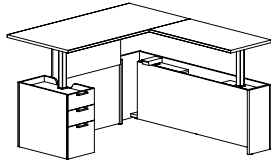
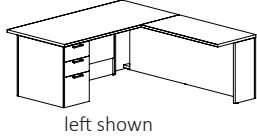
① Model Number Laminate - VST Veneer - VSV

- ② Worksurface Material (see page [V13](#))
 - a.) TFL
 - b.) HPL
- ③ Laminate Color (see page [V13](#))
 - a.) Worksurface Color
 - b.) Chassis Color
 - c.) Drawer Color
- ④ Edge Profile (see page [V14](#))
- ⑤ Pull Style and Color (see page [V15](#))
- ⑥ Optional Grommet Location & Color (see page [V16](#))
- ⑦ Other Product Options (see page [V110](#))
- ⑧ Accessories (see page [VS314](#))
- ⑨ Power and Data Options (see page [VS324](#))

Description	D	W	H	CTN WT	CU FT	① Model	TFL Laminate	HPL Laminate	Essentials Veneer	Artisan Veneer
30" d Adjustable Height L-Shaped Desk with 42" d Bridge - Break Front Modesty Panel  left shown 	72	72	Adj	485	44	VST3072-U42AHBR	\$6,540	\$6,813		
	72	72	Adj	485	44	VSV3072-U42AHBR			\$9,106	\$9,745
	72	72	Adj	485	44	VST3072-U42AHBL	\$6,540	\$6,813		
	72	72	Adj	485	44	VSV3072-U42AHBL			\$9,106	\$9,745
	72	66	Adj	472	43	VST3066-U42AHBR	\$6,498	\$6,759		
	72	66	Adj	472	43	VSV3066-U42AHBR			\$9,041	\$9,674
	72	66	Adj	472	43	VST3066-U42AHBL	\$6,498	\$6,759		
	72	66	Adj	472	43	VSV3066-U42AHBL			\$9,041	\$9,674

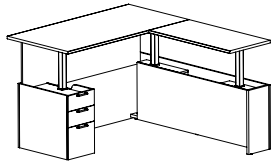
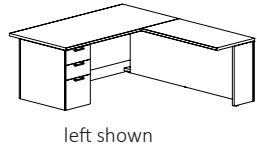
- 29 1/2" to 49 1/8" height adjustment
- top edge profile on user side and approach sides
- top grommet available, specify location; and add \$58 list each
- 1" gap at the end of bridge worksurface
- maximum weight rating 140 lbs. (evenly distributed load)
- hanging modesty panel included, travels with top
- push button control pad mounted right or left
- 120" power cord
- specify Matte Black (MBK), Arctic Silver (ASL) or White (WH) metal finish
- locking available, specify and add \$92 list
- electrical cut out to fit an EC10, EC11 and EC12 available, specify location and order separately
- wall access cut out in back panel, specify and add \$190 list

Description	D	W	H	CTN WT	CU FT	① Model	TFL Laminate	HPL Laminate	Essentials Veneer	Artisan Veneer
36"d Adjustable Height L-Shaped Desk with 48"d Return - Break Front Modesty Panel	84	72	Adj	516	47	VST3672-L48AHBR	\$6,603	\$6,897		
	84	72	Adj	516	47	VSV3672-L48AHBR			\$9,224	\$9,870
	84	72	Adj	516	47	VST3672-L48AHBL	\$6,603	\$6,897		
	84	72	Adj	516	47	VSV3672-L48AHBL			\$9,224	\$9,870
	84	66	Adj	502	46	VST3666-L48AHBR	\$6,565	\$6,844		
	84	66	Adj	502	46	VSV3666-L48AHBR			\$9,153	\$9,794
	84	66	Adj	502	46	VST3666-L48AHBL	\$6,565	\$6,844		
	84	66	Adj	502	46	VSV3666-L48AHBL			\$9,153	\$9,794



- 29 1/2" to 49 1/4" height adjustment
- top edge profile on user side and approach sides
- top grommet available, specify location; and add \$58 list each
- maximum weight rating 140 lbs. (evenly distributed load)
- hanging modesty panel included, travels with top
- push button control pad mounted right or left
- 120" power cord
- specify Matte Black (MBK), Arctic Silver (ASL) or White (WH) metal finish
- locking available, specify and add \$92 list
- electrical cut out to fit an EC10, EC11 and EC12 available, specify location and order separately
- wall access cut out in back panel, specify and add \$190 list

36"d Adjustable Height L-Shaped Desk with 48"d Return - Flush Modesty Panel	84	72	Adj	534	45	VST3672-L48AHFR	\$6,420	\$6,715		
	84	72	Adj	534	45	VSV3672-L48AHFR			\$9,007	\$9,637
	84	72	Adj	534	45	VST3672-L48AHFL	\$6,420	\$6,715		
	84	72	Adj	534	45	VSV3672-L48AHFL			\$9,007	\$9,637
	84	66	Adj	520	44	VST3666-L48AHFR	\$6,379	\$6,656		
	84	66	Adj	520	44	VSV3666-L48AHFR			\$8,932	\$9,557
	84	66	Adj	520	44	VST3666-L48AHFL	\$6,379	\$6,656		
	84	66	Adj	520	44	VSV3666-L48AHFL			\$8,932	\$9,557



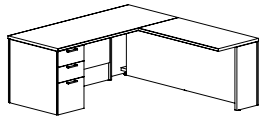
- 29 1/2" to 49 1/4" height adjustment
- top edge profile on user side and approach sides
- top grommet available, specify location; and add \$58 list each
- maximum weight rating 140 lbs. (evenly distributed load)
- hanging modesty panel included, travels with top
- push button control pad mounted right or left
- 120" power cord
- specify Matte Black (MBK), Arctic Silver (ASL) or White (WH) metal finish
- locking available, specify and add \$92 list
- electrical cut out to fit an EC10, EC11 and EC12 available, specify location and order separately
- wall access cut out in back panel, specify and add \$190 list

To Order, Specify:

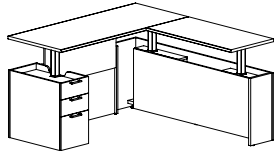
① Model Number Laminate - VST Veneer - VSV

- ② Worksurface Material (see page [VI3](#))
 - a.) TFL
 - b.) HPL
- ③ Laminate Color (see page [VI3](#))
 - a.) Worksurface Color
 - b.) Chassis Color
 - c.) Drawer Color
- ④ Edge Profile (see page [VI4](#))
- ⑤ Pull Style and Color (see page [VI5](#))
- ⑥ Optional Grommet Location & Color (see page [VI6](#))
- ⑦ Other Product Options (see page [VI10](#))
- ⑧ Accessories (see page [VS314](#))
- ⑨ Power and Data Options (see page [VS324](#))

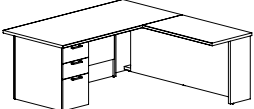
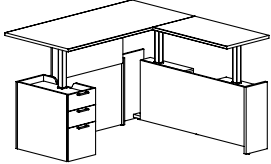
Description	D	W	H	CTN WT	CU FT	① Model	TFL Laminate	HPL Laminate	Essentials Veneer	Artisan Veneer
30" d Adjustable Height L-Shaped Desk with 48" d Return - Break Front Modesty Panel	78	72	Adj	471	46	VST3072-L48AHBR	\$6,576	\$6,858		
	78	72	Adj	471	46	VSV3072-L48AHBR			\$9,149	\$9,792
	78	72	Adj	471	46	VST3072-L48AHBL	\$6,576	\$6,858		
	78	72	Adj	471	46	VSV3072-L48AHBL			\$9,149	\$9,792
	78	66	Adj	501	45	VST3066-L48AHBR	\$6,533	\$6,805		
	78	66	Adj	501	45	VSV3066-L48AHBR			\$9,085	\$9,722
	78	66	Adj	501	45	VST3066-L48AHBL	\$6,533	\$6,805		
	78	66	Adj	501	45	VSV3066-L48AHBL			\$9,085	\$9,722



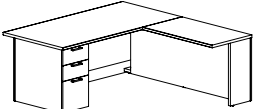
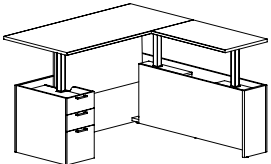
left shown



- 29 ½" to 49 ⅝" height adjustment
- top edge profile on user side and approach sides
- top grommet available, specify location; and add \$58 list each
- maximum weight rating 140 lbs. (evenly distributed load)
- hanging modesty panel included, travels with top
- push button control pad mounted right or left
- 120" power cord
- specify Matte Black (MBK), Arctic Silver (ASL) or White (WH) metal finish
- locking available, specify and add \$92 list
- electrical cut out to fit an EC10, EC11 and EC12 available, specify location and order separately
- wall access cut out in back panel, specify and add \$190 list

Description	D	W	H	CTN WT	CU FT	① Model	TFL Laminate	HPL Laminate	Essentials Veneer	Artisan Veneer
36" d Adjustable Height L-Shaped Desk with 42" d Return - Break Front Modesty Panel  left shown 	78	72	Adj	499	45	VST3672-L42AHBR	\$6,568	\$6,864		
	78	72	Adj	499	45	VSV3672-L42AHBR			\$9,178	\$9,822
	78	72	Adj	499	45	VST3672-L42AHBL	\$6,568	\$6,864		
	78	72	Adj	499	45	VSV3672-L42AHBL			\$9,178	\$9,822
	78	66	Adj	485	44	VST3666-L42AHBR	\$6,531	\$6,813		
	78	66	Adj	485	44	VSV3666-L42AHBR			\$9,109	\$9,748
	78	66	Adj	485	44	VST3666-L42AHBL	\$6,531	\$6,813		
	78	66	Adj	485	44	VSV3666-L42AHBL			\$9,109	\$9,748

- 29 1/2" to 49 1/2" height adjustment
- top edge profile on user side and approach sides
- top grommet available, specify location; and add \$58 list each
- maximum weight rating 140 lbs. (evenly distributed load)
- hanging modesty panel included, travels with top
- push button control pad mounted right or left
- 120" power cord
- specify Matte Black (MBK), Arctic Silver (ASL) or White (WH) metal finish
- locking available, specify and add \$92 list
- electrical cut out to fit an EC10, EC11 and EC12 available, specify location and order separately
- wall access cut out in back panel, specify and add \$190 list

36" d Adjustable Height L-Shaped Desk with 42" d Return - Flush Modesty Panel  left shown 	78	72	Adj	518	43	VST3672-L42AHFR	\$6,383	\$6,669		
	78	72	Adj	518	43	VSV3672-L42AHFR			\$8,954	\$9,583
	78	72	Adj	518	43	VST3672-L42AHFL	\$6,383	\$6,669		
	78	72	Adj	518	43	VSV3672-L42AHFL			\$8,954	\$9,583
	78	66	Adj	504	42	VST3666-L42AHFR	\$6,343	\$6,626		
	78	66	Adj	504	42	VSV3666-L42AHFR			\$8,880	\$9,503
	78	66	Adj	504	42	VST3666-L42AHFL	\$6,343	\$6,626		
	78	66	Adj	504	42	VSV3666-L42AHFL			\$8,880	\$9,503

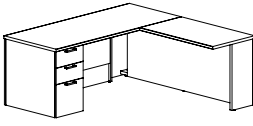
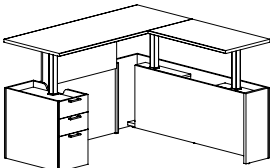
- 29 1/2" to 49 1/2" height adjustment
- top edge profile on user side and approach sides
- top grommet available, specify location; and add \$58 list each
- maximum weight rating 140 lbs. (evenly distributed load)
- hanging modesty panel included, travels with top
- push button control pad mounted right or left
- 120" power cord
- specify Matte Black (MBK), Arctic Silver (ASL) or White (WH) metal finish
- locking available, specify and add \$92 list
- electrical cut out to fit an EC10, EC11 and EC12 available, specify location and order separately
- wall access cut out in back panel, specify and add \$190 list

To Order, Specify:

① Model Number Laminate - VST Veneer - VSV

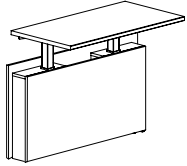
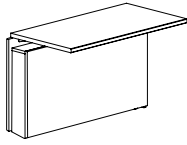
- ② Worksurface Material (see page [VI3](#))
 - a.) TFL
 - b.) HPL
- ③ Laminate Color (see page [VI3](#))
 - a.) Worksurface Color
 - b.) Chassis Color
 - c.) Drawer Color

- ④ Edge Profile (see page [VI4](#))
- ⑤ Pull Style and Color (see page [VI5](#))
- ⑥ Optional Grommet Location & Color (see page [VI6](#))
- ⑦ Other Product Options (see page [VI10](#))
- ⑧ Accessories (see page [VS314](#))
- ⑨ Power and Data Options (see page [VS324](#))

Description	D	W	H	CTN WT	CU FT	① Model	TFL Laminate	HPL Laminate	Essentials Veneer	Artisan Veneer
30" d Adjustable Height L-Shaped Desk with 42" d Return - Break Front Modesty Panel  left shown 	72	72	Adj	485	44	VST3072-L42AHBR	\$6,540	\$6,813		
	72	72	Adj	485	44	VSV3072-L42AHBR			\$9,106	\$9,745
	72	72	Adj	485	44	VST3072-L42AHBL	\$6,540	\$6,813		
	72	72	Adj	485	44	VSV3072-L42AHBL			\$9,106	\$9,745
	72	66	Adj	472	43	VST3066-L42AHBR	\$6,498	\$6,759		
	72	66	Adj	472	43	VSV3066-L42AHBR			\$9,041	\$9,674
	72	66	Adj	472	43	VST3066-L42AHBL	\$6,498	\$6,759		
	72	66	Adj	472	43	VSV3066-L42AHBL			\$9,041	\$9,674

- 29 1/2" to 49 1/8" height adjustment
- top edge profile on user side and approach sides
- top grommet available, specify location; and add \$58 list each
- maximum weight rating 140 lbs. (evenly distributed load)
- hanging modesty panel included, travels with top
- push button control pad mounted right or left
- 120" power cord
- specify Matte Black (MBK), Arctic Silver (ASL) or White (WH) metal finish
- locking available, specify and add \$92 list
- electrical cut out to fit an EC10, EC11 and EC12 available, specify location and order separately
- wall access cut out in back panel, specify and add \$190 list

Description	D	W	H	CTN WT	CU FT	① Model	TFL Laminate	HPL Laminate	Essentials Veneer	Artisan Veneer
Adjustable Height Bridge	24	48	Adj	175	24	VST2448AHB	\$3,393	\$3,552		
	24	48	Adj	175	24	VSV2448AHB			\$4,683	\$5,011
	24	42	Adj	166	21	VST2442AHB	\$3,352	\$3,496		
	24	42	Adj	166	21	VSV2442AHB			\$4,618	\$4,941



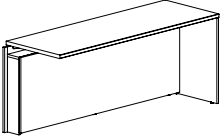
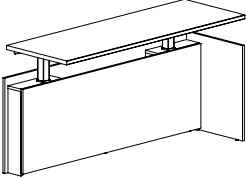
- attaches to fixed height desk & credenza
- 29 1/2" to 49 1/8" height adjustment
- top edge profile on user side
- top grommet available, specify location; and add \$58 list each
- 1" gap on ends
- maximum weight rating 140 lbs. (evenly distributed load)
- push button control pad mounted right or left
- 120" power cord
- specify Matte Black (MBK), Arctic Silver (ASL) or White (WH) metal finish
- electrical cut out to fit an EC10, EC11 and EC12 available, specify location and order separately
- wall access cut out in back panel, specify and add \$190 list

To Order, Specify:

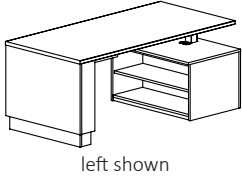
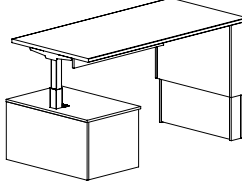
① Model Number Laminate - VST Veneer - VSV

- ② Worksurface Material (see page [V13](#))
 - a.) TFL
 - b.) HPL
- ③ Laminate Color (see page [V13](#))
 - a.) Worksurface Color
 - b.) Chassis Color
 - c.) Drawer Color
- ② Finish Color (see page [V11](#))

- ④ Edge Profile (see page [V14](#))
- ⑤ Pull Style and Color (see page [V15](#))
- ⑥ Optional Grommet Location & Color (see page [V16](#))
- ⑦ Other Product Options (see page [V110](#))
- ⑧ Accessories (see page [VS314](#))
- ⑨ Power and Data Options (see page [VS324](#))

Description	D	W	H	CTN WT	CU FT	① Model	TFL Laminate	HPL Laminate	Essentials Veneer	Artisan Veneer
Adjustable Height Kneespace Return	24	72	Adj.	269	36	VST2472AHRR	\$3,734	\$3,916		
	24	72	Adj.	269	36	VSV2472AHRR			\$5,445	\$5,884
 right shown	24	72	Adj.	269	36	VST2472AHRL	\$3,734	\$3,916		
	24	72	Adj.	269	36	VSV2472AHRL			\$5,445	\$5,884
	24	66	Adj.	254	33	VST2466AHRR	\$3,686	\$3,861		
	24	66	Adj.	254	33	VSV2466AHRR			\$5,375	\$5,809
	24	66	Adj.	254	33	VST2466AHRL	\$3,686	\$3,861		
	24	66	Adj.	254	33	VSV2466AHRL			\$5,375	\$5,809
	24	60	Adj.	237	30	VST2460AHRR	\$3,637	\$3,807		
	24	60	Adj.	237	30	VSV2460AHRR			\$5,356	\$5,733
	24	60	Adj.	237	30	VST2460AHRL	\$3,637	\$3,807		
	24	60	Adj.	237	30	VSV2460AHRL			\$5,356	\$5,733
	24	54	Adj.	221	27	VST2454AHRR	\$3,589	\$3,749		
	24	54	Adj.	221	27	VSV2454AHRR			\$5,286	\$5,658
	24	54	Adj.	221	27	VST2454AHRL	\$3,589	\$3,749		
	24	54	Adj.	221	27	VSV2454AHRL			\$5,286	\$5,658
	24	48	Adj.	205	24	VST2448AHRR	\$3,543	\$3,693		
	24	48	Adj.	205	24	VSV2448AHRR			\$5,216	\$5,582
	24	48	Adj.	205	24	VST2448AHRL	\$3,543	\$3,693		
	24	48	Adj.	205	24	VSV2448AHRL			\$5,216	\$5,582

- attaches to fixed height desk
- 29 1/2" to 49 1/8" height adjustment
- top edge profile on user side
- top grommet available, specify location; and add \$58 list each
- 1" gap on attaching end
- maximum weight rating 140 lbs. (evenly distributed load)
- push button control pad mounted right or left
- 120" power cord
- specify Matte Black (MBK), Arctic Silver (ASL) or White (WH) metal finish
- electrical cut out to fit an EC10, EC11 and EC12 available, specify location and order separately
- wall access cut out in back panel, specify and add \$190 list
- short grain direction for 48", 54" and 60"w laminate surface
- long grain direction for 66" and 72"w laminate surface

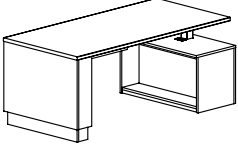
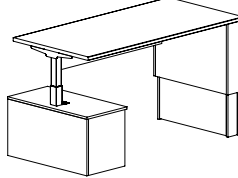
Description	D	W	H	CTN WT	CU FT	① Model	TFL Laminate	HPL Laminate	Essentials Veneer	Artisan Veneer
Adjustable Height Peninsula Desk -24"d Credenza	36	72	Adj	340	35	VSTB3672-AH24PDR	\$4,466	\$4,699		
	36	72	Adj	340	35	VSVB3672-AH24PDR			\$6,585	\$7,049
 left shown	36	72	Adj	340	35	VSTB3672-AH24PDL	\$4,466	\$4,699		
	36	72	Adj	340	35	VSVB3672-AH24PDL			\$6,585	\$7,049
	36	66	Adj	332	35	VSTB3666-AH24PDR	\$4,446	\$4,668		
	36	66	Adj	332	35	VSVB3666-AH24PDR			\$6,539	\$6,999
	36	66	Adj	332	35	VSTB3666-AH24PDL	\$4,446	\$4,668		
	36	66	Adj	332	35	VSVB3666-AH24PDL			\$6,539	\$6,999
	36	60	Adj	323	34	VSTB3660-AH24PDR	\$4,426	\$4,642		
	36	60	Adj	323	34	VSVB3660-AH24PDR			\$6,493	\$6,948
	36	60	Adj	323	34	VSTB3660-AH24PDL	\$4,426	\$4,642		
	36	60	Adj	323	34	VSVB3660-AH24PDL			\$6,493	\$6,948
	30	72	Adj	297	30	VSTB3072-AH24PDR	\$4,331	\$4,545		
	30	72	Adj	297	30	VSVB3072-AH24PDR			\$6,176	\$6,608
	30	72	Adj	297	30	VSTB3072-AH24PDL	\$4,331	\$4,545		
	30	72	Adj	297	30	VSVB3072-AH24PDL			\$6,176	\$6,608
	30	66	Adj	289	29	VSTB3066-AH24PDR	\$4,306	\$4,509		
	30	66	Adj	289	29	VSVB3066-AH24PDR			\$6,135	\$6,565
	30	66	Adj	289	29	VSTB3066-AH24PDL	\$4,306	\$4,509		
	30	66	Adj	289	29	VSVB3066-AH24PDL			\$6,135	\$6,565
	30	60	Adj	281	28	VSTB3060-AH24PDR	\$4,280	\$4,472		
	30	60	Adj	281	28	VSVB3060-AH24PDR			\$6,094	\$6,520
	30	60	Adj	281	28	VSTB3060-AH24PDL	\$4,280	\$4,472		
	30	60	Adj	281	28	VSVB3060-AH24PDL			\$6,094	\$6,520

- use with bench height- 24"d credenza
- 29 1/2" to 49 1/2" height adjustment
- top edge profile on user side
- top grommet available, specify location; and add \$58 list each
- 12" hanging modesty panel included, travels with top
- maximum weight rating 140 lbs. (evenly distributed load)
- push button control pad mounted right or left
- 120" power cord
- specify Matte Black (MBK), Arctic Silver (ASL) or White (WH) metal finish
- electrical cut out to fit an EC10, EC11 and EC12 available, specify location and order separately
- wall access cut out in back panel, specify and add \$190 list

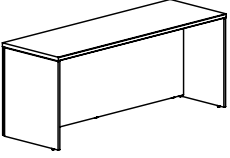
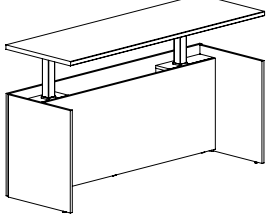
To Order, Specify:

① Model Number Laminate - VST Veneer - VSV

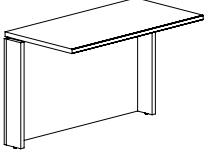
- ② Worksurface Material (see page [V13](#))
 - a.) TFL
 - b.) HPL
- ③ Laminate Color (see page [V13](#))
 - a.) Worksurface Color
 - b.) Chassis Color
 - c.) Drawer Color
- ④ Edge Profile (see page [V14](#))
- ⑤ Pull Style and Color (see page [V15](#))
- ⑥ Optional Grommet Location & Color (see page [V16](#))
- ⑦ Other Product Options (see page [V110](#))
- ⑧ Accessories (see page [VS314](#))
- ⑨ Power and Data Options (see page [VS324](#))

Description	D	W	H	CTN WT	CU FT	① Model	TFL Laminate	HPL Laminate	Essentials Veneer	Artisan Veneer
Adjustable Height Peninsula Desk - 18" d Credenza	36	72	Adj	314	31	VSTB3672-AH18PDR	\$4,416	\$4,648		
	36	72	Adj	314	31	VSVB3672-AH18PDR			\$6,426	\$6,889
 left shown	36	72	Adj	314	31	VSTB3672-AH18PDL	\$4,416	\$4,648		
	36	72	Adj	314	31	VSVB3672-AH18PDL			\$6,426	\$6,889
	36	66	Adj	306	31	VSTB3666-AH18PDR	\$4,397	\$4,616		
	36	66	Adj	306	31	VSVB3666-AH18PDR			\$6,379	\$6,839
	36	66	Adj	306	31	VSTB3666-AH18PDL	\$4,397	\$4,616		
	36	66	Adj	306	31	VSVB3666-AH18PDL			\$6,379	\$6,839
	36	60	Adj	297	30	VSTB3660-AH18PDR	\$4,376	\$4,589		
	36	60	Adj	297	30	VSVB3660-AH18PDR			\$6,333	\$6,786
	36	60	Adj	297	30	VSTB3660-AH18PDL	\$4,376	\$4,589		
	36	60	Adj	297	30	VSVB3660-AH18PDL			\$6,333	\$6,786
	30	72	Adj	274	26	VSTB3072-AH18PDR	\$4,279	\$4,494		
	30	72	Adj	274	26	VSVB3072-AH18PDR			\$6,016	\$6,447
	30	72	Adj	274	26	VSTB3072-AH18PDL	\$4,279	\$4,494		
	30	72	Adj	274	26	VSVB3072-AH18PDL			\$6,016	\$6,447
	30	66	Adj	266	26	VSTB3066-AH18PDR	\$4,254	\$4,458		
	30	66	Adj	266	26	VSVB3066-AH18PDR			\$5,972	\$6,403
	30	66	Adj	266	26	VSTB3066-AH18PDL	\$4,254	\$4,458		
	30	66	Adj	266	26	VSVB3066-AH18PDL			\$5,972	\$6,403
	30	60	Adj	258	25	VSTB3060-AH18PDR	\$4,230	\$4,422		
	30	60	Adj	258	25	VSVB3060-AH18PDR			\$5,933	\$6,361
	30	60	Adj	258	25	VSTB3060-AH18PDL	\$4,230	\$4,422		
	30	60	Adj	258	25	VSVB3060-AH18PDL			\$5,933	\$6,361

- use with bench height- 18" d credenza
- 29 ½" to 49 ¾" height adjustment
- top edge profile on user side
- top grommet available, specify location; and add \$58 list each
- maximum weight rating 140 lbs. (evenly distributed load)
- push button control pad mounted right or left
- 120" power cord
- specify Matte Black (MBK), Arctic Silver (ASL) or White (WH) metal finish
- electrical cut out to fit an EC10, EC11 and EC12 available, specify location and order separately
- wall access cut out in back panel, specify and add \$190 list

Description	D	W	H	CTN WT	CU FT	① Model	TFL Laminate	HPL Laminate	Essentials Veneer	Artisan Veneer
Adjustable Height Shell Credenza  	24	72	Adj	273	36	VST2472AHC	\$3,841	\$4,030		
	24	72	Adj	273	36	VSV2472AHC			\$5,404	\$5,782
	24	66	Adj	264	33	VST2466AHC	\$3,792	\$3,975		
	24	66	Adj	264	33	VSV2466AHC			\$5,338	\$5,711
	24	60	Adj	255	30	VST2460AHC	\$3,742	\$3,921		
	24	60	Adj	255	30	VSV2460AHC			\$5,271	\$5,641
	24	54	Adj	246	27	VST2454AHC	\$3,694	\$3,863		
	24	54	Adj	246	27	VSV2454AHC			\$5,207	\$5,571
	24	48	Adj	237	24	VST2448AHC	\$3,649	\$3,808		
	24	48	Adj	237	24	VSV2448AHC			\$5,140	\$5,502

- 29 ½" to 49 ½" height adjustment
- top edge profile on user side
- top grommet available, specify location; and add \$58 list each
- maximum weight rating 140 lbs. (evenly distributed load)
- push button control pad mounted right or left
- 120" power cord
- specify Matte Black (MBK), Arctic Silver (ASL) or White (WH) metal finish
- electrical cut out to fit an EC10, EC11 and EC12 available, specify location and order separately
- wall access cut out in back panel, specify and add \$190 list

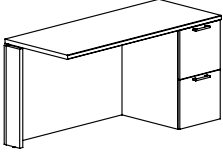
Description	D	W	H	CTN WT	CU FT	① Model	TFL Laminate	HPL Laminate	Essentials Veneer	Artisan Veneer
Bridge with Modesty Panel for Adjustable Height 	24	48	29½	117	4	VST2448AAEB	\$659	\$692		
	24	48	29½	117	4	VSV2448AAEB			\$843	\$929
	24	42	29½	114	3	VST2442AAEB	\$633	\$664		
	24	42	29½	114	3	VSV2442AAEB			\$806	\$888
	24	36	29½	106	3	VST2436AAEB	\$606	\$636		
	24	36	29½	106	3	VSV2436AAEB			\$783	\$865
	24	48	29½	109	4	VST2048AAEB	\$634	\$665		
	24	48	29½	109	4	VSV2048AAEB			\$812	\$891
	24	42	29½	107	3	VST2042AAEB	\$606	\$636		
	24	42	29½	107	3	VSV2042AAEB			\$776	\$855
	24	36	29½	101	3	VST2036AAEB	\$581	\$610		
	24	36	29½	101	3	VSV2036AAEB			\$755	\$829

- attaches to adjustable height single pedestal desk on one end and fixed height credenza on other end
- top edge profile on user side
- top grommet available, specify location; and add \$58 list each
- 1" gap between bridge and desk surface
- chassis grommet available, specify and add \$56 list
- ships KD

To Order, Specify:

① Model Number Laminate - VST Veneer - VSV

- ② Worksurface Material (see page [V13](#))
 - a.) TFL
 - b.) HPL
- ③ Laminate Color (see page [V13](#))
 - a.) Worksurface Color
 - b.) Chassis Color
 - c.) Drawer Color
- ④ Edge Profile (see page [V14](#))
- ⑤ Pull Style and Color (see page [V15](#))
- ⑥ Optional Grommet Location & Color (see page [V16](#))
- ⑦ Other Product Options (see page [V110](#))
- ⑧ Accessories (see page [VS314](#))
- ⑨ Power and Data Options (see page [VS324](#))

Description	D	W	H	CTN WT	CU FT	① Model	TFL Laminate	HPL Laminate	Essentials Veneer	Artisan Veneer
File/File Return for Adjustable Height Desk	24	60	29½	190	30	VST2460AAERR	\$1,790	\$1,887		
	24	60	29½	190	30	VSV2460AAERR			\$2,690	\$2,966
 right shown	24	60	29½	190	30	VST2460AAELR	\$1,790	\$1,887		
	24	60	29½	190	30	VSV2460AAELR			\$2,690	\$2,966
	24	54	29½	179	27	VST2454AAERR	\$1,642	\$1,730		
	24	54	29½	179	27	VSV2454AAERR			\$2,616	\$2,882
	24	54	29½	179	27	VST2454AAELR	\$1,642	\$1,730		
	24	54	29½	179	27	VSV2454AAELR			\$2,616	\$2,882
	24	48	29½	168	25	VST2448AAERR	\$1,357	\$1,433		
	24	48	29½	168	25	VSV2448AAERR			\$2,497	\$2,752
	24	48	29½	168	25	VST2448AAELR	\$1,357	\$1,433		
	24	48	29½	168	25	VSV2448AAELR			\$2,497	\$2,752
	24	42	29½	155	22	VST2442AAERR	\$1,269	\$1,338		
	24	42	29½	155	22	VSV2442AAERR			\$2,423	\$2,670
	24	42	29½	155	22	VST2442AAELR	\$1,269	\$1,338		
	24	42	29½	155	22	VSV2442AAELR			\$2,423	\$2,670
	20	60	29½	173	26	VST2060AAERR	\$1,718	\$1,807		
	20	60	29½	173	26	VSV2060AAERR			\$2,583	\$2,845
	20	60	29½	173	26	VST2060AAELR	\$1,718	\$1,807		
	20	60	29½	173	26	VSV2060AAELR			\$2,583	\$2,845
	20	54	29½	163	23	VST2054AAERR	\$1,575	\$1,660		
	20	54	29½	163	23	VSV2054AAERR			\$2,508	\$2,766
	20	54	29½	163	23	VST2054AAELR	\$1,575	\$1,660		
	20	54	29½	163	23	VSV2054AAELR			\$2,508	\$2,766
	20	48	29½	154	21	VST2048AAERR	\$1,301	\$1,371		
	20	48	29½	154	21	VSV2048AAERR			\$2,394	\$2,639
	20	48	29½	154	21	VST2048AAELR	\$1,301	\$1,371		
	20	48	29½	154	21	VSV2048AAELR			\$2,394	\$2,639
	20	42	29½	142	18	VST2042AAERR	\$1,216	\$1,283		
	20	42	29½	142	18	VSV2042AAERR			\$2,325	\$2,564
	20	42	29½	142	18	VST2042AAELR	\$1,216	\$1,283		
	20	42	29½	142	18	VSV2042AAELR			\$2,325	\$2,564

- attaches to adjustable height case single pedestal desk
- 1" gap between return and desk surface
- short grain direction laminate surface
- top edge profile on user side
- top grommet available, specify location; and add \$58 list each
- chassis grommet available, specify and add \$108 list
- locking available, specify and add \$90 list

Description	D	W	H	CTN WT	CU FT	① Model	TFL Laminate	HPL Laminate	Essentials Veneer	Artisan Veneer
24" d Box/Box/File Return for Adjustable Height Desk  right shown	24	60	29½	190	30	VST2460AAERY	\$1,790	\$1,887		
	24	60	29½	190	30	VSV2460AAERY			\$2,690	\$2,966
	24	60	29½	190	30	VST2460AAELY	\$1,790	\$1,887		
	24	60	29½	190	30	VSV2460AAELY			\$2,690	\$2,966
	24	54	29½	179	27	VST2454AAERY	\$1,642	\$1,730		
	24	54	29½	179	27	VSV2454AAERY			\$2,616	\$2,882
	24	54	29½	179	27	VST2454AAELY	\$1,642	\$1,730		
	24	54	29½	179	27	VSV2454AAELY			\$2,616	\$2,882
	24	48	29½	168	25	VST2448AAERY	\$1,357	\$1,433		
	24	48	29½	168	25	VSV2448AAERY			\$2,497	\$2,752
	24	48	29½	168	25	VST2448AAELY	\$1,357	\$1,433		
	24	48	29½	168	25	VSV2448AAELY			\$2,497	\$2,752
	24	42	29½	155	22	VST2442AAERY	\$1,269	\$1,338		
	24	42	29½	155	22	VSV2442AAERY			\$2,423	\$2,670
	24	42	29½	155	22	VST2442AAELY	\$1,269	\$1,338		
	24	42	29½	155	22	VSV2442AAELY			\$2,423	\$2,670

- attaches to adjustable height single pedestal desk
- 1" gap between return and desk surface
- short grain direction laminate surface
- top edge profile on user side
- top grommet available, specify location; and add \$58 list each
- chassis grommet available, specify and add \$108 list
- locking available, specify and add \$90 list

To Order, Specify:

① Model Number Laminate - VST Veneer - VSV

- ② Worksurface Material (see page [VI3](#))
 - a.) TFL
 - b.) HPL
- ③ Laminate Color (see page [VI3](#))
 - a.) Worksurface Color
 - b.) Chassis Color
 - c.) Drawer Color
- ② Finish Color (see page [VI1](#))

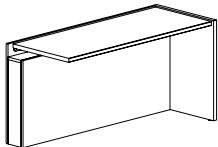
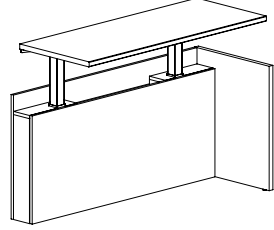
- ④ Edge Profile (see page [VI4](#))
- ⑤ Pull Style and Color (see page [VI5](#))
- ⑥ Optional Grommet Location & Color (see page [VI6](#))
- ⑦ Other Product Options (see page [VI10](#))
- ⑧ Accessories (see page [VS314](#))
- ⑨ Power and Data Options (see page [VS324](#))

Description	D	W	H	CTN WT	CU FT	① Model	TFL Laminate	HPL Laminate	Essentials Veneer	Artisan Veneer
20" d Box/Box/File Return for Adjustable Height Desk  right shown	20	60	29½	173	26	VST2060AAERY	\$1,718	\$1,807		
	20	60	29½	173	26	VSV2060AAERY			\$2,583	\$2,845
	20	60	29½	173	26	VST2060AAELY	\$1,718	\$1,807		
	20	60	29½	173	26	VSV2060AAELY			\$2,583	\$2,845
	20	54	29½	163	23	VST2054AAERY	\$1,575	\$1,660		
	20	54	29½	163	23	VSV2054AAERY			\$2,508	\$2,766
	20	54	29½	163	23	VST2054AAELY	\$1,575	\$1,660		
	20	54	29½	163	23	VSV2054AAELY			\$2,508	\$2,766
	20	48	29½	154	21	VST2048AAERY	\$1,301	\$1,371		
	20	48	29½	154	21	VSV2048AAERY			\$2,394	\$2,639
	20	48	29½	154	21	VST2048AAELY	\$1,301	\$1,371		
	20	48	29½	154	21	VSV2048AAELY			\$2,394	\$2,639
	20	42	29½	142	18	VST2042AAERY	\$1,216	\$1,283		
	20	42	29½	142	18	VSV2042AAERY			\$2,325	\$2,564
	20	42	29½	142	18	VST2042AAELY	\$1,216	\$1,283		
	20	42	29½	142	18	VSV2042AAELY			\$2,325	\$2,564

- attaches to adjustable height single pedestal desk
- 1" gap between return and desk surface
- short grain direction laminate surface
- top edge profile on user side
- top grommet available, specify location; and add \$58 list each
- chassis grommet available, specify and add \$108 list
- locking available, specify and add \$90 list

Adjustable Height Workwall Bridge  	24	60	Adj	168	30	VST2460WAHB	\$3,495	\$3,673		
	24	60	Adj	168	30	VSV2460WAHB			\$5,239	\$5,606
	24	54	Adj	159	27	VST2454WAHB	\$3,447	\$3,614		
	24	54	Adj	159	27	VSV2454WAHB			\$5,168	\$5,532
	24	48	Adj	150	24	VST2448WAHB	\$3,397	\$3,555		
	24	48	Adj	150	24	VSV2448WAHB			\$5,099	\$5,456
	24	42	Adj	141	21	VST2442WAHB	\$3,352	\$3,496		
	24	42	Adj	141	21	VSV2442WAHB			\$5,029	\$5,381

- attaches to workwall peninsula desk
- attaches to side of vertical storage or standard credenza
- 29 ½" to 49 ½" height adjustment
- 1" gap between bridge and adjacent surfaces
- top edge profile on user side
- top grommet available, specify location; and add \$58 list each
- wall access modesty panel
- push button control pad mounted right or left
- 120" power cord
- maximum weight rating 140 lbs. (evenly distributed load)
- ships KD
- specify Matte Black (MBK), Arctic Silver (ASL) or White (WH) metal finish
- electrical cut out to fit an EC10, EC11 and EC12 available, specify location and order separately

Description	D	W	H	CTN WT	CU FT	① Model	TFL Laminate	HPL Laminate	Essentials Veneer	Artisan Veneer
Adjustable Height Workwall Return  right shown 	24	60	Adj	192	30	VST2460WAHRR	\$3,637	\$3,807		
	24	60	Adj	192	30	VSV2460WAHRR			\$5,356	\$5,733
	24	60	Adj	192	30	VST2460WAHRL	\$3,637	\$3,807		
	24	60	Adj	192	30	VSV2460WAHRL			\$5,356	\$5,733
	24	54	Adj	183	27	VST2454WAHRR	\$3,589	\$3,749		
	24	54	Adj	183	27	VSV2454WAHRR			\$5,286	\$5,658
	24	54	Adj	183	27	VST2454WAHRL	\$3,589	\$3,749		
	24	54	Adj	183	27	VSV2454WAHRL			\$5,286	\$5,658
	24	48	Adj	174	24	VST2448WAHRR	\$3,543	\$3,693		
	24	48	Adj	174	24	VSV2448WAHRR			\$5,216	\$5,582
	24	48	Adj	174	24	VST2448WAHRL	\$3,543	\$3,693		
	24	48	Adj	174	24	VSV2448WAHRL			\$5,216	\$5,582
	24	42	Adj	165	21	VST2442WAHRR	\$3,495	\$3,637		
	24	42	Adj	165	21	VSV2442WAHRR			\$5,147	\$5,582
	24	42	Adj	165	21	VST2442WAHRL	\$3,495	\$3,637		
	24	42	Adj	165	21	VSV2442WAHRL			\$5,147	\$5,582

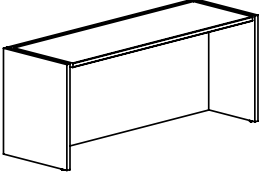
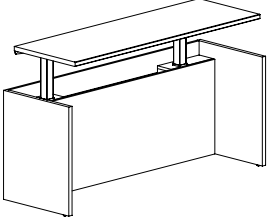
- attaches to workwall peninsula desk or side of vertical storage or standand credenza
- 29 ½" to 49 ½" height adjustment
- 1" gap between return and desk surface
- short grain direction laminate surface
- top edge profile on user side
- top grommet available, specify location; and add \$58 list each
- wall access modesty panel
- push button control pad mounted right or left
- 120" power cord
- maximum weight rating 140 lbs. (evenly distributed load)
- ships KD
- specify Matte Black (MBK), Arctic Silver (ASL) or White (WH) metal finish
- electrical cut out to fit an EC10, EC11 and EC12 available, specify location and order separately

To Order, Specify:

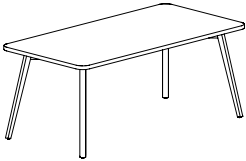
① Model Number Laminate - VST Veneer - VSV

- ② Worksurface Material (see page [V13](#))
 - a.) TFL
 - b.) HPL
- ③ Laminate Color (see page [V13](#))
 - a.) Worksurface Color
 - b.) Chassis Color
 - c.) Drawer Color
- ④ Finish Color (see page [V11](#))

- ④ Edge Profile (see page [V14](#))
- ⑤ Pull Style and Color (see page [V15](#))
- ⑥ Optional Grommet Location & Color (see page [V16](#))
- ⑦ Other Product Options (see page [V110](#))
- ⑧ Accessories (see page [VS314](#))
- ⑨ Power and Data Options (see page [VS324](#))

Description	D	W	H	CTN WT	CU FT	① Model	TFL Laminate	HPL Laminate	Essentials Veneer	Artisan Veneer
Adjustable Height Workwall Credenza  	24	72	Adj	234	36	VST2472WAHC	\$3,899	\$4,075		
	24	72	Adj	234	36	VSV2472WAHC			\$5,811	\$6,218
	24	66	Adj	225	33	VST2466WAHC	\$3,848	\$4,016		
	24	66	Adj	225	33	VSV2466WAHC			\$5,738	\$6,139
	24	60	Adj	216	30	VST2460WAHC	\$3,798	\$3,959		
	24	60	Adj	216	30	VSV2460WAHC			\$5,668	\$6,065
	24	54	Adj	207	27	VST2454WAHC	\$3,752	\$3,904		
	24	54	Adj	207	27	VSV2454WAHC			\$5,596	\$5,989
	24	48	Adj	198	24	VST2448WAHC	\$3,703	\$3,848		
	24	48	Adj	198	24	VSV2448WAHC			\$5,525	\$5,914

- 29 ½" to 49 ⅝" height adjustment
- top edge profile on user side
- top grommet available, specify location; and add \$58 list each
- wall access modesty panel
- push button control pad mounted right or left
- 120" power cord
- maximum weight rating 140 lbs. (evenly distributed load)
- specify Matte Black (MBK), Arctic Silver (ASL) or White (WH) metal finish
- electrical cut out to fit an EC10, EC11 and EC12 available, specify location and order separately

Description	D	W	H	CTN WT	CU FT	❶ Model	TFL Laminate	HPL Laminate	Essentials Veneer	Artisan Veneer
	36	72	29½	176	20	VST3672TAB	\$2,819	\$2,959		
	36	72	29½	176	20	VSV3672TAB			\$3,040	\$3,343
	36	66	29½	167	18	VST3666TAB	\$2,775	\$2,914		
	36	66	29½	167	18	VSV3666TAB			\$2,979	\$3,278
	30	72	29½	161	17	VST3072TAB	\$2,765	\$2,903		
	30	72	29½	161	17	VSV3072TAB			\$2,954	\$3,249
	30	66	29½	152	16	VST3066TAB	\$2,725	\$2,861		
	30	66	29½	152	16	VSV3066TAB			\$2,899	\$3,189


- top edge profile on use and approach sides
- top grommet available, specify location and add \$58 list each
- modesty panel available, see page VS144

To Order, Specify:


❶ Model Number Laminate - VST Veneer - VSV

- ❷ Worksurface Material (see page [VI3](#))
 - a.) TFL
 - b.) HPL
- ❸ Laminate Color (see page [VI3](#))
 - a.) Worksurface Color
 - b.) Chassis Color
 - c.) Drawer Color
- ❹ Finish Color (see page [VI1](#))


- ❺ Edge Profile (see page [VI4](#))
- ❻ Pull Style and Color (see page [VI5](#))
- ❼ Optional Grommet Location & Color (see page [VI6](#))
- ❼ Other Product Options (see page [VI10](#))
- ❽ Accessories (see page [VS314](#))
- ❾ Power and Data Options (see page [VS324](#))

Description	D	W	H	CTN WT	CU FT	① Model	TFL Laminate	HPL Laminate	Essentials Veneer	Artisan Veneer
Double Pedestal Desk with Break Front Modesty 	36	84	29 1/2	420	61	VST3684DD	\$3,453	\$3,642		
	36	84	29 1/2	420	61	VSV3684DD			\$4,503	\$4,968
	36	78	29 1/2	400	57	VST3678DD	\$3,433	\$3,620		
	36	78	29 1/2	400	57	VSV3678DD			\$4,470	\$4,933
	36	72	29 1/2	392	53	VST3672DD	\$2,451	\$2,589		
	36	72	29 1/2	392	53	VSV3672DD			\$4,161	\$4,593

- top edge profile on user and approach sides
- top grommet available, specify location; and add \$58 list each
- chassis grommets available, specify and add \$108 list
- letter width pedestals
- locking available, specify and add \$178 list
- 6" overhang on approach side
- VST3684DD or VSV3684DD chassis- 30" x 84"
- VST3678DD or VSV3678DD chassis- 30" x 78"
- VST3672DD or VSV3672DD chassis- 30" x 72"
- VST3684DD or VSV3684DD kneespace- 52 5/8"
- VST3678DD or VSV3678DD kneespace- 46 5/8"
- VST3672DD or VSV3672DD kneespace- 40 5/8"
- optional 14" half modesty panel available in place of full modesty, specify half modesty and indicate color on order

Double Pedestal Desk with Recessed Modesty 	36	84	29 1/2	420	61	VST3684DDF	\$3,338	\$3,527		
	36	84	29 1/2	420	61	VSV3684DDF			\$4,255	\$4,696
	36	78	29 1/2	400	57	VST3678DDF	\$3,313	\$3,504		
	36	78	29 1/2	400	57	VSV3678DDF			\$4,223	\$4,659
	36	72	29 1/2	392	53	VST3672DDF	\$2,336	\$2,471		
	36	72	29 1/2	392	53	VSV3672DDF			\$3,914	\$4,322

- top edge profile on user and approach sides
- top grommet available, specify location; and add \$58 list each
- chassis grommets available, specify and add \$108 list
- letter width pedestals
- locking available, specify and add \$178 list
- full width modesty panel
- 3 3/4" overhang on approach side
- VST3684DDF or VSV3684DDF chassis- 32 1/4" x 84"
- VST3678DDF or VSV3678DDF chassis- 32 1/4" x 78"
- VST3672DDF or VSV3672DDF chassis- 32 1/4" x 72"
- VST3684DDF or VSV3684DDF kneespace- 52 5/8"
- VST3678DDF or VSV3678DDF kneespace- 46 5/8"
- VST3672DDF or VSV3672DDF kneespace- 40 5/8"

Description	D	W	H	CTN WT	CU FT	① Model	TFL Laminate	HPL Laminate	Essentials Veneer	Artisan Veneer
Double Pedestal with Break Front Modesty 	30	72	29½	368	37	VST3072DD	\$2,421	\$2,555		
	30	72	29½	368	44	VSV3072DD			\$4,130	\$4,556
	30	66	29½	289	41	VST3066DD	\$2,382	\$2,517		
	30	66	29½	289	41	VSV3066DD			\$4,061	\$4,485
	30	60	29½	289	37	VST3060DD	\$2,263	\$2,390		
	30	60	29½	289	37	VSV3060DD			\$3,923	\$4,329

- top edge profile on user and approach sides
- top grommet available, specify location; and add \$58 list each
- chassis grommets available, specify and add \$108 list
- letter width pedestals
- locking available, specify and add \$178 list
- VST3072DD or VSV3072DD kneespace- 40 ¾"
- VST3066DD or VSV3066DD kneespace- 34 ¾"
- VST3060DD or VSV3060DD kneespace- 28 ¾"
- optional 14" half modesty panel available in place of full modesty, specify half modesty and indicate color on order

Double Pedestal Desk with Recessed Modesty 	30	72	29½	368	44	VST3072DDF	\$2,304	\$2,436		
	30	72	29½	368	44	VSV3072DDF			\$3,883	\$4,285
	30	66	29½	289	41	VST3066DDF	\$2,268	\$2,401		
	30	66	29½	289	41	VSV3066DDF			\$3,815	\$4,212
	30	60	29½	289	37	VST3060DDF	\$2,147	\$2,271		
	30	60	29½	289	37	VSV3060DDF			\$3,676	\$4,056

- top edge profile on user and approach sides
- top grommet available, specify location, and add \$58 list each
- chassis grommets available, specify and add \$108 list
- letter width pedestals
- locking available, specify and add \$178 list
- full width modesty panel
- 3 ¼" overhang on approach side
- VST3072DDF or VSV3072DDF chassis- 26 ¼" x 72"
- VST3066DDF or VSV3066DDF chassis- 26 ¼" x 66"
- VST3060DDF or VSV3060DDF chassis- 26 ¼" x 60"
- VST3072DDF or VSV3072DDF kneespace- 40 ¾"
- VST3066DDF or VSV3066DDF kneespace- 34 ¾"
- VST3060DDF or VSV3060DDF kneespace- 28 ¾"


To Order, Specify:

① Model Number Laminate - VST Veneer - VSV

- ② Worksurface Material (see page [VI3](#))
 - a.) TFL
 - b.) HPL
- ③ Laminate Color (see page [VI3](#))
 - a.) Worksurface Color
 - b.) Chassis Color
 - c.) Drawer Color
- ② Finish Color (see page [VI1](#))


- ④ Edge Profile (see page [VI4](#))
- ⑤ Pull Style and Color (see page [VI5](#))
- ⑥ Optional Grommet Location & Color (see page [VI6](#))
- ⑦ Other Product Options (see page [VI10](#))
- ⑧ Accessories (see page [VS314](#))
- ⑨ Power and Data Options (see page [VS324](#))

Description	D	W	H	CTN WT	CU FT	① Model	TFL Laminate	HPL Laminate	Essentials Veneer	Artisan Veneer
Bow Front Double Pedestal Desk with Break Front Modesty	42	72	29 1/2	435	61	VST4272BD	\$3,698	\$3,899		
	42	72	29 1/2	435	61	VSV4272BD			\$5,478	\$6,039
	36	84	29 1/2	435	61	VST3684BD	\$3,685	\$3,888		
	36	84	29 1/2	435	61	VSV3684BD			\$5,463	\$6,025
	36	72	29 1/2	392	53	VST3672BD	\$2,986	\$3,149		
	36	72	29 1/2	392	53	VSV3672BD			\$4,790	\$5,283

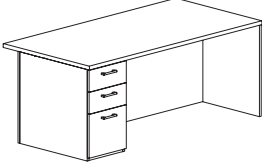
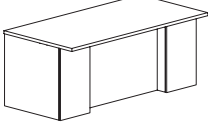


- top edge profile on user and approach sides
- top grommet available, specify location; and add \$58 list each
- chassis grommets available, specify and add \$108 list
- locking available, specify and add \$178 list
- letter width pedestals
- 6" overhang on approach side
- VST4272BD or VSV4272B chassis- 36" x 72"
- VST3684BD or VSV3684BD chassis- 30" x 84"
- VST3672BD or VSV3672BD chassis- 30" x 72"
- VST4272BD & VST3672BD or VSV4272BD & VSV3672BD kneespace- 40 5/8"
- VST3684BD or VSV3684BD kneespace- 52 5/8"
- optional 14" half modesty panel available in place of full modesty, specify half modesty and indicate color on order

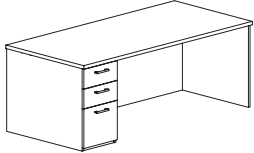
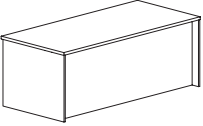
Bow Front Double Pedestal Desk with Recessed Modesty	42	72	29 1/2	435	61	VST4272BDF	\$3,583	\$3,782		
	42	72	29 1/2	435	61	VSV4272BDF			\$5,233	\$5,771
	36	84	29 1/2	435	61	VST3684BDF	\$3,566	\$3,770		
	36	84	29 1/2	435	61	VSV3684BDF			\$5,216	\$5,753
	36	72	29 1/2	392	53	VST3672BDF	\$2,870	\$3,035		
	36	72	29 1/2	392	53	VSV3672BDF			\$4,545	\$5,015



- top edge profile on user and approach sides
- top grommet available, specify location; and add \$58 list each
- chassis grommets available, specify and add \$108 list
- letter width pedestals
- locking available, specify and add \$178 list
- 6" overhang on approach side
- VST4272BDF or VSV4272BDF chassis- 36" x 72"
- VST3684BDF or VSV3684BDF chassis- 30" x 84"
- VST3672BDF or VSV3672BDF chassis- 30" x 72"
- VST4272BDF & VST3672BDF or VSV4272BDF & VSV3672BDF kneespace- 40 5/8"
- VST3684BDF or VSV3684BDF kneespace- 52 5/8"

Description	D	W	H	CTN WT	CU FT	① Model	TFL Laminate	HPL Laminate	Essentials Veneer	Artisan Veneer
36" d Single Pedestal Desk with Break Front Modesty  left shown 	36	84	29½	325	61	VST3684RD	\$2,954	\$3,111		
	36	84	29½	325	61	VSV3684RD			\$4,011	\$4,419
	36	84	29½	325	61	VST3684LD	\$2,954	\$3,111		
	36	84	29½	325	61	VSV3684LD			\$4,011	\$4,419
	36	72	29½	302	53	VST3672RD	\$2,122	\$2,235		
	36	72	29½	302	53	VSV3672RD			\$3,630	\$4,003
	36	72	29½	302	53	VST3672LD	\$2,122	\$2,235		
	36	72	29½	302	53	VSV3672LD			\$3,630	\$4,003

- top edge profile on user and approach sides
- top grommet available, specify location; and add \$58 list each
- chassis grommets available, specify and add \$108 list
- letter width pedestal
- locking available, specify and add \$90 list
- 6" overhang on approach side
- VST3684RD or VST3684LD or VSV3684RD or VSV3684LD chassis- 30" x 84"
- VST3672RD or VST3672LD or VSV3672RD or VSV3672LD chassis- 30" x 72"
- optional 14" half modesty panel available in place of full modesty, specify half modesty and indicate color on order

36" d Single Pedestal Desk with Recessed Modesty  left shown 	36	84	29½	325	61	VST3684RDF	\$2,835	\$2,995		
	36	84	29½	325	61	VSV3684RDF			\$3,766	\$4,149
	36	84	29½	325	61	VST3684LDF	\$2,835	\$2,995		
	36	84	29½	325	61	VSV3684LDF			\$3,766	\$4,149
	36	72	29½	302	53	VST3672RDF	\$2,005	\$2,120		
	36	72	29½	302	53	VSV3672RDF			\$3,382	\$3,732
	36	72	29½	302	53	VST3672LDF	\$2,005	\$2,120		
	36	72	29½	302	53	VSV3672LDF			\$3,382	\$3,732

- top edge profile on user and approach sides
- top grommet available, specify location; and add \$58 list each
- chassis grommets available, specify and add \$108 list
- letter width pedestal
- locking available, specify and add \$90 list
- full width modesty panel

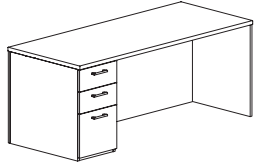
To Order, Specify:

① Model Number Laminate - VST Veneer - VSV

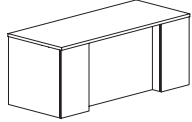
- ② Worksurface Material (see page [VI3](#))
 - a.) TFL
 - b.) HPL
- ③ Laminate Color (see page [VI3](#))
 - a.) Worksurface Color
 - b.) Chassis Color
 - c.) Drawer Color
- ② Finish Color (see page [VI1](#))

- ④ Edge Profile (see page [VI4](#))
- ⑤ Pull Style and Color (see page [VI5](#))
- ⑥ Optional Grommet Location & Color (see page [VI6](#))
- ⑦ Other Product Options (see page [VI10](#))
- ⑧ Accessories (see page [VS314](#))
- ⑨ Power and Data Options (see page [VS324](#))

Description	D	W	H	CTN WT	CU FT	① Model	TFL Laminate	HPL Laminate	Essentials Veneer	Artisan Veneer
30" d Single Pedestal Desk with Break Front Modesty	30	72	29 ½	290	44	VST3072RD	\$2,092	\$2,204		
	30	72	29 ½	290	44	VSV3072RD			\$3,560	\$3,924
	30	72	29 ½	290	44	VST3072LD	\$2,092	\$2,204		
	30	72	29 ½	290	44	VSV3072LD			\$3,560	\$3,924
	30	66	29 ½	262	41	VST3066RD	\$2,004	\$2,110		
	30	66	29 ½	262	41	VSV3066RD			\$3,360	\$3,703
	30	66	29 ½	262	41	VST3066LD	\$2,004	\$2,110		
	30	66	29 ½	262	41	VSV3066LD			\$3,360	\$3,703




left shown

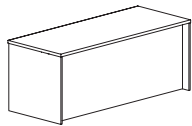


- top edge profile on user and approach sides
- top grommet available, specify location; and add \$58 list each
- chassis grommets available, specify and add \$108 list
- letter width pedestal
- locking available, specify and add \$90 list
- optional 14" half modesty panel available in place of full modesty, specify half modesty and indicate color on order



30" d Single Pedestal Desk with Recessed Modesty	30	72	29 ½	290	44	VST3072RDF	\$1,973	\$2,086		
	30	72	29 ½	290	44	VSV3072RDF			\$3,316	\$3,655
	30	72	29 ½	290	44	VST3072LDF	\$1,973	\$2,086		
	30	72	29 ½	290	44	VSV3072LDF			\$3,316	\$3,655
	30	66	29 ½	262	41	VST3066RDF	\$1,886	\$1,997		
	30	66	29 ½	262	41	VSV3066RDF			\$3,113	\$3,431
	30	66	29 ½	262	41	VST3066LDF	\$1,886	\$1,997		
	30	66	29 ½	262	41	VSV3066LDF			\$3,113	\$3,431



left shown



- top edge profile on user and approach sides
- top grommet available, specify location; and add \$58 list each
- chassis grommets available, specify and add \$108 list
- letter width pedestal
- locking available, specify and add \$90 list
- full width modesty panel

Description	D	W	H	CTN WT	CU FT	① Model	TFL Laminate	HPL Laminate	Essentials Veneer	Artisan Veneer
Bow Front Single Pedestal Desk with Break Front Modesty Panel  left shown 	42	72	29½	365	61	VST4272RBD	\$3,293	\$3,471		
	42	72	29½	365	61	VSV4272RBD			\$4,815	\$5,303
	42	72	29½	365	61	VST4272LBD	\$3,293	\$3,471		
	42	72	29½	365	61	VSV4272LBD			\$4,815	\$5,303
	36	84	29½	365	61	VST3684RBD	\$3,122	\$3,292		
	36	84	29½	365	61	VSV3684RBD			\$4,793	\$5,281
	36	84	29½	365	61	VST3684LBD	\$3,122	\$3,292		
	36	84	29½	365	61	VSV3684LBD			\$4,793	\$5,281
	36	72	29½	351	53	VST3672RBD	\$2,672	\$2,819		
	36	72	29½	351	53	VSV3672RBD			\$4,170	\$4,596
	36	72	29½	351	53	VST3672LBD	\$2,672	\$2,819		
	36	72	29½	351	53	VSV3672LBD			\$4,170	\$4,596


- top edge profile on user and approach sides
- top grommet available, specify location; and add \$58 list each
- chassis grommets available, specify and add \$108 list
- letter width pedestals
- locking available, specify and add \$90 list
- 6" overhang on approach side
- VST4272RBD & VST4272LBD or VSV4272RBD & VSV4272LBD chassis- 36" x 72"
- VST3684RBD & VST3684LBD or VSV3684RBD & VSV3684LBD chassis- 30" x 84"
- VST3672RBD & VST3672LBD or VSV3672RBD & VSV3672LBD chassis- 30" x 72"
- optional 14" half modesty panel available in place of full modesty, specify half modesty and indicate color on order

To Order, Specify:

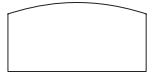
① Model Number Laminate - VST Veneer - VSV

- | | | |
|--|---|--|
| <ul style="list-style-type: none"> ② Worksurface Material (see page VI3) <ul style="list-style-type: none"> a.) TFL b.) HPL ③ Laminate Color (see page VI3) <ul style="list-style-type: none"> a.) Worksurface Color b.) Chassis Color c.) Drawer Color | <ul style="list-style-type: none"> ② Finish Color (see page VI1) | <ul style="list-style-type: none"> ④ Edge Profile (see page VI4) ⑤ Pull Style and Color (see page VI5) ⑥ Optional Grommet Location & Color (see page VI6) ⑦ Other Product Options (see page VI10) ⑧ Accessories (see page VS314) ⑨ Power and Data Options (see page VS324) |
|--|---|--|

Description	D	W	H	CTN WT	CU FT	① Model	TFL Laminate	HPL Laminate	Essentials Veneer	Artisan Veneer
Bow Front Single Pedestal Desk with Recessed Modesty	42	72	29 ½	365	61	VST4272RBDF	\$3,177	\$3,354		
	42	72	29 ½	365	61	VSV4272RBDF			\$4,569	\$5,032
	42	72	29 ½	365	61	VST4272LBDF	\$3,177	\$3,354		
	42	72	29 ½	365	61	VSV4272LBDF			\$4,569	\$5,032
	36	84	29 ½	365	61	VST3684RBDF	\$3,008	\$3,176		
	36	84	29 ½	365	61	VSV3684RBDF			\$4,547	\$5,010
	36	84	29 ½	365	61	VST3684LBDF	\$3,008	\$3,176		
	36	84	29 ½	365	61	VSV3684LBDF			\$4,547	\$5,010
	36	72	29 ½	351	53	VST3672RBDF	\$2,556	\$2,701		
	36	72	29 ½	351	53	VSV3672RBDF			\$3,923	\$4,323
	36	72	29 ½	351	53	VST3672LBDF	\$2,556	\$2,701		
	36	72	29 ½	351	53	VSV3672LBDF			\$3,923	\$4,323

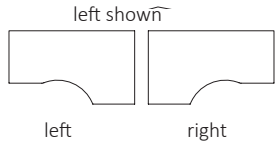
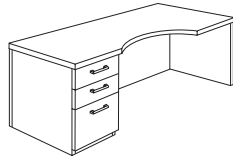


left shown



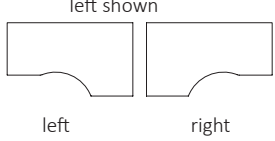
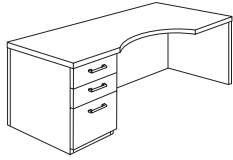
- top edge profile on user and approach sides
- top grommet available, specify location; and add \$58 list each
- chassis grommets available, specify and add \$108 list
- letter width pedestals
- locking available, specify and add \$90 list
- full width modesty panel
- 6" overhang on approach side
- VST4272RBDF & VST4272LBDF or VSV4272RBDF & VSV4272LBDF chassis- 36" x 72"
- VST3684RBDF & VST3684LBDF or VSV3684RBDF & VSV3684LBDF chassis- 30" x 84"
- VST3672RBDF & VST3672LBDF or VSV3672RBDF & VSV3672LBDF chassis- 30" x 72"

Description	D	W	H	CTN WT	CU FT	① Model	TFL Laminate	HPL Laminate	Essentials Veneer	Artisan Veneer
Cockpit Single Pedestal Desk with Break Front Modesty	42	72	29½	308	61	VST4272CRD	\$2,961	\$3,119		
	42	72	29½	308	61	VSV4272CRD			\$4,247	\$4,679
	42	72	29½	308	61	VST4272CLD	\$2,961	\$3,119		
	42	72	29½	308	61	VSV4272CLD			\$4,247	\$4,679



- use with 24"d bridge/return
- cockpit style wrap around top
- top edge profile on user and approach sides
- top grommet available, specify location; and add \$58 list each
- chassis grommets available, specify and add \$108 list
- letter width pedestal
- locking available, specify and add \$90 list
- optional 14" half modesty panel available in place of full modesty, specify half modesty and indicate color on order

Cockpit Single Pedestal Desk with Recessed Modesty	42	72	29½	308	63	VST4272CRDF	\$2,844	\$3,002		
	42	72	29½	308	63	VSV4272CRDF			\$4,001	\$4,408
	42	72	29½	308	63	VST4272CLDF	\$2,844	\$3,002		
	42	72	29½	308	63	VSV4272CLDF			\$4,001	\$4,408



- use with 24"d bridge/return
- cockpit style wrap around top
- top edge profile on user and approach sides
- top grommet available, specify location; and add \$58 list each
- chassis grommets available, specify and add \$108 list
- letter width pedestal
- locking available, specify and add \$90 list
- full width modesty panel

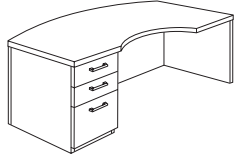
To Order, Specify:

① Model Number Laminate - VST Veneer - VSV

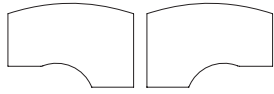
- ② Worksurface Material (see page [VI3](#))
 - a.) TFL
 - b.) HPL
- ③ Laminate Color (see page [VI3](#))
 - a.) Worksurface Color
 - b.) Chassis Color
 - c.) Drawer Color

- ④ Edge Profile (see page [VI4](#))
- ⑤ Pull Style and Color (see page [VI5](#))
- ⑥ Optional Grommet Location & Color (see page [VI6](#))
- ⑦ Other Product Options (see page [VI10](#))
- ⑧ Accessories (see page [VS314](#))
- ⑨ Power and Data Options (see page [VS324](#))

Description	D	W	H	CTN WT	CU FT	① Model	TFL Laminate	HPL Laminate	Essentials Veneer	Artisan Veneer
Bow Front Cockpit Single Pedestal Desk with Break Front Modesty	48	72	29 1/2	312	66	VST4872CBDR	\$3,100	\$3,265		
	48	72	29 1/2	312	66	VSV4872CBDR			\$4,366	\$4,812
	48	72	29 1/2	312	66	VST4872CDDL	\$3,100	\$3,265		
	48	72	29 1/2	312	66	VSV4872CDDL			\$4,366	\$4,812



left shown

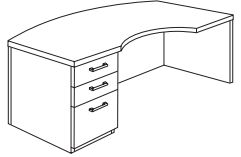


left

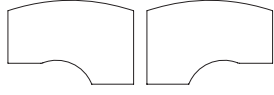
right

- cockpit style wrap around top
- top edge profile on user and approach sides
- top grommet available, specify location; and add \$58 list each
- chassis grommets available, specify and add \$108 list
- letter width pedestal
- locking available, specify and add \$90 list
- 6" overhang on approach side
- chassis- 42" x 72"
- optional 14" half modesty panel available in place of full modesty, specify half modesty and indicate color on order

Bow Front Cockpit Single Pedestal Desk with Recessed Modesty	48	72	29 1/2	312	66	VST4872CBDRF	\$2,983	\$3,146		
	48	72	29 1/2	312	66	VSV4872CBDRF			\$4,122	\$4,539
	48	72	29 1/2	312	66	VST4872CBDLF	\$2,983	\$3,146		
	48	72	29 1/2	312	66	VSV4872CBDLF			\$4,122	\$4,539



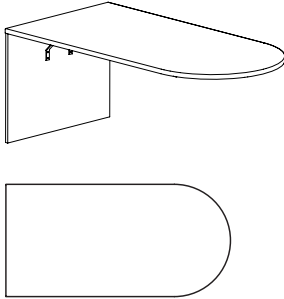
left shown



left

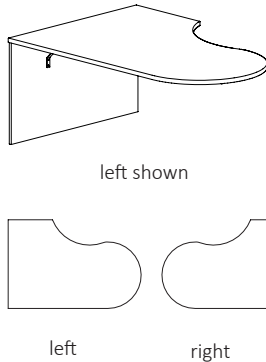
right

- cockpit style wrap around top
- top edge profile on user and approach sides
- top grommet available, specify location; and add \$58 list each
- chassis grommets available, specify and add \$108 list
- letter width pedestal
- locking available, specify and add \$90 list
- full width modesty panel
- 6" overhang on approach side
- chassis- 42" x 72"

Description	D	W	H	CTN WT	CU FT	① Model	TFL Laminate	HPL Laminate	Essentials Veneer	Artisan Veneer
	30	84	29½	175	61	VST3684B	\$2,241	\$2,359		
	36	84	29½	175	61	VSV3684B			\$3,870	\$4,261
	36	78	29½	169	57	VST3678B	\$2,182	\$2,294		
	36	78	29½	169	57	VSV3678B			\$3,770	\$4,145
	36	72	29½	163	53	VST3672B	\$1,856	\$1,954		
	36	72	29½	163	53	VSV3672B			\$3,205	\$3,524
	30	84	29½	168	51	VST3084B	\$2,097	\$2,208		
	30	84	29½	168	51	VSV3084B			\$3,625	\$3,988
	30	78	29½	163	48	VST3078B	\$2,032	\$2,139		
	30	78	29½	163	48	VSV3078B			\$3,512	\$3,862
	30	72	29½	158	44	VST3072B	\$1,787	\$1,881		
	30	72	29½	158	44	VSV3072B			\$3,087	\$3,397
	30	66	29½	152	41	VST3066B	\$1,638	\$1,721		
	30	66	29½	152	41	VSV3066B			\$2,825	\$3,107

- top edge profile on three open sides
 - top grommet available, specify location, and add \$58 list each
 - chassis grommet available, specify and add \$56 list
 - non-handed
 - not recommended for freestanding use
 - bases must be purchased separately; see pages VS161-VS162 for options
- Note: truss and torii base not compatible with models wider than 72"

Cockpit Bullet Peninsula Desk 	48	72	29½	175	66	VST4872CBR	\$2,211	\$2,326		
	48	72	29½	175	66	VSV4872CBR			\$3,819	\$4,201
	48	72	29½	175	66	VST4872CBL	\$2,211	\$2,326		
	48	72	29½	175	66	VSV4872CBL			\$3,819	\$4,201

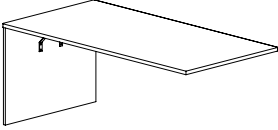


- cockpit style wrap around top
- Cockpit Bullet Peninsula Desk Cockpit Bullet Peninsula Desk edge profile on three open sides
- top grommet available, specify location, and add \$58 list each
- chassis grommets available, specify and add \$108 list
- not recommended for freestanding use
- bases must be purchased separately; see pages VS161-VS162 for options

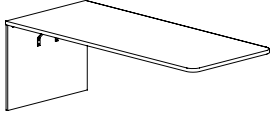
To Order, Specify:

① Model Number Laminate - VST Veneer - VSV

- ② Worksurface Material (see page [VI3](#))
 - a.) TFL
 - b.) HPL
- ③ Laminate Color (see page [VI3](#))
 - a.) Worksurface Color
 - b.) Chassis Color
 - c.) Drawer Color
- ④ Edge Profile (see page [VI4](#))
- ⑤ Pull Style and Color (see page [VI5](#))
- ⑥ Optional Grommet Location & Color (see page [VI6](#))
- ⑦ Other Product Options (see page [VI10](#))
- ⑧ Accessories (see page [VS314](#))
- ⑨ Power and Data Options (see page [VS324](#))

Description	D	W	H	CTN WT	CU FT	① Model	TFL Laminate	HPL Laminate	Essentials Veneer	Artisan Veneer
Rectangular Peninsula Desk 	36	84	29 ½	176	61	VST3684RCT	\$1,699	\$1,785		
	36	84	29 ½	176	61	VSV3684RCT			\$2,834	\$3,115
	36	78	29 ½	170	57	VST3678RCT	\$1,612	\$1,698		
	36	78	29 ½	170	57	VSV3678RCT			\$2,692	\$2,960
	36	72	29 ½	164	53	VST3672RCT	\$1,541	\$1,622		
	36	72	29 ½	164	53	VSV3672RCT			\$2,579	\$2,835
	30	84	29 ½	169	51	VST3084RCT	\$1,613	\$1,699		
	30	84	29 ½	169	51	VSV3084RCT			\$2,693	\$2,961
	30	78	29 ½	164	48	VST3078RCT	\$1,559	\$1,640		
	30	78	29 ½	164	48	VSV3078RCT			\$2,600	\$2,861
	30	72	29 ½	159	44	VST3072RCT	\$1,518	\$1,596		
	30	72	29 ½	159	44	VSV3072RCT			\$2,528	\$2,784

- edge profile on three open sides
 - top grommet available, specify location, and add \$58 list each
 - chassis grommets available, specify and add \$108 list
 - non-handed
 - not recommended for freestanding use
 - bases must be purchased separately; see pages VS161-VS162 for options
- Note: truss base not compatible with models wider than 72"

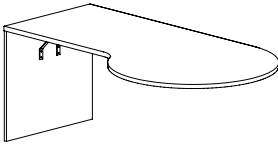
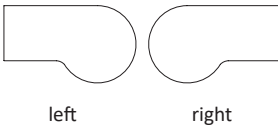
Description	D	W	H	CTN WT	CU FT	① Model	TFL Laminate	HPL Laminate	Essentials Veneer	Artisan Veneer
Soft Rectangular Peninsula Desk 	36	84	29½	143	60	VST3684RRD	\$1,508	\$1,653		
	36	84	29½	143	60	VSV3684RRD			\$2,883	\$3,174
	36	78	29½	134	56	VST3678RRD	\$1,424	\$1,557		
	36	78	29½	134	56	VSV3678RRD			\$2,727	\$2,999
	36	72	29½	126	52	VST3672RRD	\$1,329	\$1,452		
	36	72	29½	126	52	VSV3672RRD			\$2,559	\$2,815
	36	66	29½	118	48	VST3666RRD	\$1,244	\$1,356		
	36	66	29½	118	48	VSV3666RRD			\$2,405	\$2,643
	36	60	29½	109	43	VST3660RRD	\$1,170	\$1,273		
	36	60	29½	109	43	VSV3660RRD			\$2,258	\$2,484
	30	84	29½	120	51	VST3084RRD	\$1,323	\$1,442		
	30	84	29½	120	51	VSV3084RRD			\$2,526	\$2,778
	30	78	29½	113	47	VST3078RRD	\$1,248	\$1,361		
	30	78	29½	113	47	VSV3078RRD			\$2,390	\$2,631
	30	72	29½	106	44	VST3072RRD	\$1,165	\$1,268		
	30	72	29½	106	44	VSV3072RRD			\$2,248	\$2,475
	30	66	29½	99	40	VST3066RRD	\$1,094	\$1,190		
	30	66	29½	99	40	VSV3066RRD			\$2,118	\$2,329
	30	60	29½	92	37	VST3060RRD	\$1,034	\$1,119		
	30	60	29½	92	37	VSV3060RRD			\$1,998	\$2,196

- edge profile on three open sides
 - top grommet available, specify location, and add \$58 list each
 - chassis grommets available, specify and add \$56 list
 - non-handed
 - not recommended for freestanding use
 - bases must be purchased separately; see pages VS161-VS162 for options
- Note: truss base not compatible with models wider than 72"

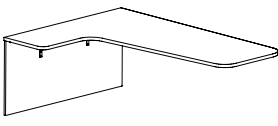
To Order, Specify:

① Model Number Laminate - VST Veneer - VSV

- | | | |
|--|---|--|
| <ul style="list-style-type: none"> ② Worksurface Material (see page VI3) <ul style="list-style-type: none"> a.) TFL b.) HPL ③ Laminate Color (see page VI3) <ul style="list-style-type: none"> a.) Worksurface Color b.) Chassis Color c.) Drawer Color | <ul style="list-style-type: none"> ② Finish Color (see page VI1) | <ul style="list-style-type: none"> ④ Edge Profile (see page VI4) ⑤ Pull Style and Color (see page VI5) ⑥ Optional Grommet Location & Color (see page VI6) ⑦ Other Product Options (see page VI10) ⑧ Accessories (see page VS314) ⑨ Power and Data Options (see page VS324) |
|--|---|--|

Description	D	W	H	CTN WT	CU FT	① Model	TFL Laminate	HPL Laminate	Essentials Veneer	Artisan Veneer
P-Top Peninsula Desk  left shown  left right	42	84	29½	190	71	VST4284RP	\$2,363	\$2,485		
	42	84	29½	190	71	VSV4284RP			\$4,081	\$4,489
	42	84	29½	190	71	VST4284LP	\$2,363	\$2,485		
	42	84	29½	190	71	VSV4284LP			\$4,081	\$4,489
	42	78	29½	184	66	VST4278RP	\$2,281	\$2,401		
	42	78	29½	184	66	VSV4278RP			\$3,941	\$4,334
	42	78	29½	184	66	VST4278LP	\$2,281	\$2,401		
	42	78	29½	184	66	VSV4278LP			\$3,941	\$4,334
	42	72	29½	175	61	VST4272RP	\$2,147	\$2,259		
	42	72	29½	175	61	VSV4272RP			\$3,710	\$4,083
	42	72	29½	175	61	VST4272LP	\$2,147	\$2,259		
	42	72	29½	175	61	VSV4272LP			\$3,710	\$4,083

- 42" at widest point
 - 30" at end panel
 - edge profile on three open sides
 - top grommet available, specify location, and add \$58 list each
 - chassis grommets available, specify and add \$108 list
 - not recommended for freestanding use
 - bases must be purchased separately; see pages VS161-VS162 for options
- Note: truss base not compatible with P-Top Peninsula Desk

Sweeping L Peninsula Desk  right shown	60	84	29½	166	98	VST6084SWPR	\$2,342	\$2,584		
	60	84	29½	166	98	VSV6084SWPR			\$4,513	\$4,964
	60	84	29½	166	98	VST6084SWPL	\$2,342	\$2,584		
	60	84	29½	166	98	VSV6084SWPL			\$4,513	\$4,964
	60	78	29½	159	91	VST6078SWPR	\$2,208	\$2,430		
	60	78	29½	159	91	VSV6078SWPR			\$4,257	\$4,684
	60	78	29½	159	91	VST6078SWPL	\$2,208	\$2,430		
	60	78	29½	159	91	VSV6078SWPL			\$4,257	\$4,684
	60	72	29½	152	84	VST6072SWPR	\$2,065	\$2,269		
	60	72	29½	152	84	VSV6072SWPR			\$3,995	\$4,394
	60	72	29½	152	84	VST6072SWPL	\$2,065	\$2,269		
	60	72	29½	152	84	VSV6072SWPL			\$3,995	\$4,394
	60	66	29½	145	77	VST6066SWPR	\$1,931	\$2,119		
	60	66	29½	145	77	VSV6066SWPR			\$3,742	\$4,115
	60	66	29½	145	77	VST6066SWPL	\$1,931	\$2,119		
	60	66	29½	145	77	VSV6066SWPL			\$3,742	\$4,115
	60	60	29½	138	71	VST6060SWPR	\$1,807	\$1,978		
	60	60	29½	138	71	VSV6060SWPR			\$3,499	\$3,849
60	60	29½	138	71	VST6060SWPL	\$1,807	\$1,978			
60	60	29½	138	71	VSV6060SWPL			\$3,499	\$3,849	

- edge profile on three open sides
 - top grommet available, specify location, and add \$58 list each
 - chassis grommets available, specify and add \$108 list
 - bases must be purchased separately; see pages VS161-VS162 for options
- Note: truss base not compatible with models wider than 72"

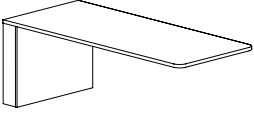
Description	D	W	H	CTN WT	CU FT	① Model	TFL Laminate	HPL Laminate	Essentials Veneer	Artisan Veneer
Rectangular Workwall Peninsula Desk 	36	84	29½	143	19	VST3684WPRCT	\$1,417	\$1,561		
	36	84	29½	143	19	VSV3684WPRCT			\$2,844	\$3,127
	36	78	29½	134	18	VST3678WPRCT	\$1,332	\$1,463		
	36	78	29½	134	18	VSV3678WPRCT			\$2,686	\$2,955
	36	72	29½	126	17	VST3672WPRCT	\$1,238	\$1,357		
	36	72	29½	126	17	VSV3672WPRCT			\$2,518	\$2,773
	36	66	29½	118	15	VST3666WPRCT	\$1,151	\$1,265		
	36	66	29½	118	15	VSV3666WPRCT			\$2,364	\$2,602
	36	60	29½	109	14	VST3660WPRCT	\$1,078	\$1,181		
	36	60	29½	109	14	VSV3660WPRCT			\$2,217	\$2,443
	30	84	29½	120	16	VST3084WPRCT	\$1,230	\$1,350		
	30	84	29½	120	16	VSV3084WPRCT			\$2,485	\$2,734
	30	78	29½	113	15	VST3078WPRCT	\$1,157	\$1,268		
	30	78	29½	113	15	VSV3078WPRCT			\$2,350	\$2,587
	30	72	29½	106	14	VST3072WPRCT	\$1,075	\$1,175		
	30	72	29½	106	14	VSV3072WPRCT			\$2,210	\$2,431
	30	66	29½	99	13	VST3066WPRCT	\$1,003	\$1,096		
	30	66	29½	99	13	VSV3066WPRCT			\$2,077	\$2,288
	30	60	29½	92	12	VST3060WPRCT	\$941	\$1,026		
	30	60	29½	92	12	VSV3060WPRCT			\$1,957	\$2,156

- edge profile on three open sides
 - top grommet available, specify location, and add \$58 list each
 - not recommended for freestanding use
 - bases must be purchased separately; see pages VS161-VS162 for options
- Note: truss base not compatible with models wider than 72"


To Order, Specify:

① Model Number Laminate - VST Veneer - VSV

- | | | |
|---|--|---|
| <p>② Worksurface Material (see page VI3)</p> <p>a.) TFL</p> <p>b.) HPL</p> <p>③ Laminate Color (see page VI3)</p> <p>a.) Worksurface Color</p> <p>b.) Chassis Color</p> <p>c.) Drawer Color</p> | <p>② Finish Color (see page VI1)</p> | <p>④ Edge Profile (see page VI4)</p> <p>⑤ Pull Style and Color (see page VI5)</p> <p>⑥ Optional Grommet Location & Color (see page VI6)</p> <p>⑦ Other Product Options (see page VI10)</p> <p>⑧ Accessories (see page VS314)</p> <p>⑨ Power and Data Options (see page VS324)</p> |
|---|--|---|

Description	D	W	H	CTN WT	CU FT	① Model	TFL Laminate	HPL Laminate	Essentials Veneer	Artisan Veneer
Soft Rectangular Workwall Peninsula Desk 	36	84	29½	143	19	VST3684WPRRD	\$1,613	\$1,758		
	36	84	29½	143	19	VSV3684WPRRD			\$3,040	\$3,323
	36	78	29½	134	18	VST3678WPRRD	\$1,527	\$1,661		
	36	78	29½	134	18	VSV3678WPRRD			\$2,882	\$3,150
	36	72	29½	126	17	VST3672WPRRD	\$1,432	\$1,556		
	36	72	29½	126	17	VSV3672WPRRD			\$2,714	\$2,968
	36	66	29½	118	15	VST3666WPRRD	\$1,348	\$1,461		
	36	66	29½	118	15	VSV3666WPRRD			\$2,560	\$2,800
	36	60	29½	109	14	VST3660WPRRD	\$1,274	\$1,378		
	36	60	29½	109	14	VSV3660WPRRD			\$2,415	\$2,638
	30	84	29½	120	16	VST3084WPRRD	\$1,428	\$1,548		
	30	84	29½	120	16	VSV3084WPRRD			\$2,683	\$2,929
	30	78	29½	113	15	VST3078WPRRD	\$1,353	\$1,464		
	30	78	29½	113	15	VSV3078WPRRD			\$2,548	\$2,781
	30	72	29½	106	14	VST3072WPRRD	\$1,270	\$1,372		
	30	72	29½	106	14	VSV3072WPRRD			\$2,406	\$2,628
	30	66	29½	99	13	VST3066WPRRD	\$1,198	\$1,294		
	30	66	29½	99	13	VSV3066WPRRD			\$2,274	\$2,484
	30	60	29½	92	12	VST3060WPRRD	\$1,137	\$1,223		
30	60	29½	92	12	VSV3060WPRRD			\$2,152	\$2,351	

- edge profile on three open sides
 - top grommet available, specify location, and add \$58 list each
 - not recommended for freestanding use
 - bases must be purchased separately; see pages VS161-VS162 for options
- Note: truss base not compatible with models wider than 72"

Description	D	W	H	CTN WT	CU FT	① Model	TFL Laminate	HPL Laminate	Essentials Veneer	Artisan Veneer
Rectangular Run-Off Desk Top 	36	72	1 ³ / ₁₆	101	7	VST3672SROD	\$945	\$1,262		
	36	72	1 ³ / ₁₆	101	7	VSV3672SROD			\$1,966	\$2,161
	36	66	1 ³ / ₁₆	93	6	VST3666SROD	\$902	\$1,136		
	36	66	1 ³ / ₁₆	93	6	VSV3666SROD			\$1,821	\$2,004
	36	60	1 ³ / ₁₆	86	6	VST3660SROD	\$860	\$1,052		
	36	60	1 ³ / ₁₆	86	6	VSV3660SROD			\$1,685	\$1,854
	36	54	1 ³ / ₁₆	79	5	VST3654SROD	\$808	\$987		
	36	54	1 ³ / ₁₆	79	5	VSV3654SROD			\$1,557	\$1,711
	36	48	1 ³ / ₁₆	72	5	VST3648SROD	\$759	\$930		
	36	48	1 ³ / ₁₆	72	5	VSV3648SROD			\$1,437	\$1,581
	30	72	1 ³ / ₁₆	88	6	VST3072SROD	\$869	\$1,118		
	30	72	1 ³ / ₁₆	88	6	VSV3072SROD			\$1,747	\$1,924
	30	66	1 ³ / ₁₆	81	6	VST3066SROD	\$813	\$1,006		
	30	66	1 ³ / ₁₆	81	6	VSV3066SROD			\$1,622	\$1,784
	30	60	1 ³ / ₁₆	74	5	VST3060SROD	\$765	\$919		
	30	60	1 ³ / ₁₆	74	5	VSV3060SROD			\$1,493	\$1,643
	30	54	1 ³ / ₁₆	68	5	VST3054SROD	\$715	\$857		
	30	54	1 ³ / ₁₆	68	5	VSV3054SROD			\$1,381	\$1,519
30	48	1 ³ / ₁₆	62	4	VST3048SROD	\$665	\$798			
30	48	1 ³ / ₁₆	62	4	VSV3048SROD			\$1,273	\$1,401	

- edge profile on three open sides
- top grommet available, specify location, and add \$58 list each
- not recommended for freestanding use
- bases must be purchased separately; see pages VS161-VS162 for options

To Order, Specify:

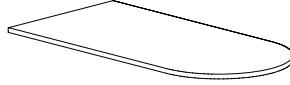
① Model Number Laminate - VST Veneer - VSV

- ② Worksurface Material (see page [V13](#))
 - a.) TFL
 - b.) HPL
- ③ Laminate Color (see page [V13](#))
 - a.) Worksurface Color
 - b.) Chassis Color
 - c.) Drawer Color
- ② Finish Color (see page [V11](#))

- ④ Edge Profile (see page [V14](#))
- ⑤ Pull Style and Color (see page [V15](#))
- ⑥ Optional Grommet Location & Color (see page [V16](#))
- ⑦ Other Product Options (see page [V110](#))
- ⑧ Accessories (see page [VS314](#))
- ⑨ Power and Data Options (see page [VS324](#))

Description	D	W	H	CTN WT	CU FT	① Model	TFL Laminate	HPL Laminate	Essentials Veneer	Artisan Veneer
Soft Rectangular Run-off Desk Top	36	72	1 ³ / ₁₆	101	7	VST3672RROD	\$1,110	\$1,231		
	36	72	1 ³ / ₁₆	101	7	VSV3672RROD			\$1,970	\$2,146
	36	66	1 ³ / ₁₆	93	6	VST3666RROD	\$1,014	\$1,128		
	36	66	1 ³ / ₁₆	93	6	VSV3666RROD			\$1,805	\$1,966
	36	60	1 ³ / ₁₆	86	6	VST3660RROD	\$931	\$1,034		
	36	60	1 ³ / ₁₆	86	6	VSV3660RROD			\$1,648	\$1,793
	36	54	1 ³ / ₁₆	79	5	VST3654RROD	\$869	\$948		
	36	54	1 ³ / ₁₆	79	5	VSV3654RROD			\$1,525	\$1,677
	36	48	1 ³ / ₁₆	72	5	VST3648RROD	\$814	\$872		
	36	48	1 ³ / ₁₆	72	5	VSV3648RROD			\$1,410	\$1,552
	30	72	1 ³ / ₁₆	88	6	VST3072RROD	\$963	\$1,063		
	30	72	1 ³ / ₁₆	88	6	VSV3072RROD			\$1,679	\$1,827
	30	66	1 ³ / ₁₆	81	6	VST3066RROD	\$880	\$976		
	30	66	1 ³ / ₁₆	81	6	VSV3066RROD			\$1,537	\$1,671
	30	60	1 ³ / ₁₆	74	5	VST3060RROD	\$808	\$895		
	30	60	1 ³ / ₁₆	74	5	VSV3060RROD			\$1,407	\$1,529
	30	54	1 ³ / ₁₆	68	5	VST3054RROD	\$746	\$809		
	30	54	1 ³ / ₁₆	68	5	VSV3054RROD			\$1,288	\$1,417
	30	48	1 ³ / ₁₆	62	4	VST3048RROD	\$692	\$733		
	30	48	1 ³ / ₁₆	62	4	VSV3048RROD			\$1,183	\$1,299

- edge profile on three open sides
- top grommet available, specify location, and add \$58 list each
- not recommended for freestanding use
- bases must be purchased separately; see pages VS161-VS162 for options

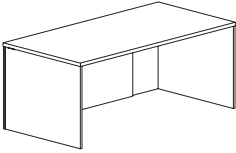
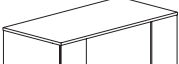
Description	D	W	H	CTN WT	CU FT	① Model	TFL Laminate	HPL Laminate	Essentials Veneer	Artisan Veneer
Bullet Run-Off Desk 	36	72	1 ³ / ₁₆	94	7	VST3672BROD	\$1,110	\$1,231		
	36	72	1 ³ / ₁₆	94	7	VSV3672BROD			\$1,970	\$2,146
	36	66	1 ³ / ₁₆	86	6	VST3666BROD	\$1,014	\$1,128		
	36	66	1 ³ / ₁₆	86	6	VSV3666BROD			\$1,805	\$1,966
	36	60	1 ³ / ₁₆	79	6	VST3660BROD	\$931	\$1,034		
	36	60	1 ³ / ₁₆	79	6	VSV3660BROD			\$1,648	\$1,793
	36	54	1 ³ / ₁₆	72	5	VST3654BROD	\$869	\$948		
	36	54	1 ³ / ₁₆	72	5	VSV3654BROD			\$1,525	\$1,677
	36	48	1 ³ / ₁₆	65	5	VST3648BROD	\$814	\$872		
	36	48	1 ³ / ₁₆	65	5	VSV3648BROD			\$1,410	\$1,552
	30	72	1 ³ / ₁₆	82	6	VST3072BROD	\$963	\$1,063		
	30	72	1 ³ / ₁₆	82	6	VSV3072BROD			\$1,679	\$1,827
	30	66	1 ³ / ₁₆	75	6	VST3066BROD	\$880	\$976		
	30	66	1 ³ / ₁₆	75	6	VSV3066BROD			\$1,537	\$1,671
	30	60	1 ³ / ₁₆	68	5	VST3060BROD	\$808	\$895		
	30	60	1 ³ / ₁₆	68	5	VSV3060BROD			\$1,407	\$1,529
	30	54	1 ³ / ₁₆	62	5	VST3054BROD	\$746	\$809		
	30	54	1 ³ / ₁₆	62	5	VSV3054BROD			\$1,288	\$1,417
	30	48	1 ³ / ₁₆	56	4	VST3048BROD	\$692	\$733		
	30	48	1 ³ / ₁₆	56	4	VSV3048BROD			\$1,183	\$1,299

- edge profile on three open sides
 - top grommet available, specify location, and add \$58 list each
 - not recommended for freestanding use
 - bases must be purchased separately; see pages VS161-VS162 for options
- Note: truss and torii base not compatible with models wider than 72"

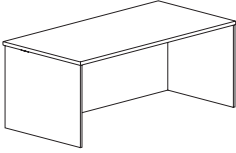
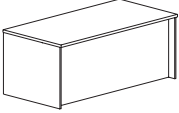
To Order, Specify:

① Model Number Laminate - VST Veneer - VSV

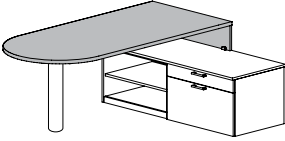

- | | | |
|---|--|---|
| <p>② Worksurface Material (see page V13)</p> <p>a.) TFL</p> <p>b.) HPL</p> <p>③ Laminate Color (see page V13)</p> <p>a.) Worksurface Color</p> <p>b.) Chassis Color</p> <p>c.) Drawer Color</p> | <p>② Finish Color (see page V11)</p> | <p>④ Edge Profile (see page V14)</p> <p>⑤ Pull Style and Color (see page V15)</p> <p>⑥ Optional Grommet Location & Color (see page V16)</p> <p>⑦ Other Product Options (see page V110)</p> <p>⑧ Accessories (see page VS314)</p> <p>⑨ Power and Data Options (see page VS324)</p> |
|---|--|---|

Description	D	W	H	CTN WT	CU FT	① Model	TFL Laminate	HPL Laminate	Essentials Veneer	Artisan Veneer
Shell Desk with Break Front Modesty  	36	72	29 ½	205	53	VST3672SHD	\$2,019	\$2,122		
	36	72	29 ½	205	53	VSV3672SHD			\$2,780	\$3,062
	30	72	29 ½	192	44	VST3072SHD	\$1,906	\$2,002		
	30	72	29 ½	192	44	VSV3072SHD			\$2,712	\$2,987
	30	66	29 ½	179	41	VST3066SHD	\$1,795	\$1,887		
	30	66	29 ½	179	41	VSV3066SHD			\$2,616	\$2,875
	30	60	29 ½	168	41	VST3060SHD	\$1,747	\$1,836		
	30	60	29 ½	168	41	VSV3060SHD			\$2,580	\$2,836

- top edge profile on user and approach sides
- top grommet available, specify location, and add \$58 list each
- chassis grommet available, specify and add \$56 list
- modular pedestals available; see page VS126
- use 30"d pedestals with 36"d shell, use 24"d pedestals with 30"d shells
- adding modular pedestals could block grommets

Shell Desk with Recessed Modesty  	36	72	29 ½	205	53	VST3672SHDF	\$1,900	\$2,007		
	36	72	29 ½	205	53	VSV3672SHDF			\$2,531	\$2,789
	30	72	29 ½	192	44	VST3072SHDF	\$1,787	\$1,885		
	30	72	29 ½	192	44	VSV3072SHDF			\$2,468	\$2,712
	30	66	29 ½	179	41	VST3066SHDF	\$1,677	\$1,772		
	30	66	29 ½	179	41	VSV3066SHDF			\$2,367	\$2,606
	30	60	29 ½	168	41	VST3060SHDF	\$1,628	\$1,720		
	30	60	29 ½	168	41	VSV3060SHDF			\$2,332	\$2,564

- top edge profile on user and approach sides
- top grommet available, specify location, and add \$58 list each
- chassis grommet available, specify and add \$56 list
- full width modesty panel
- modular pedestals available; see page VS126
- use 30"d pedestals with 36"d shell, use 24"d pedestals with 30"d shells
- adding modular pedestals could block grommets

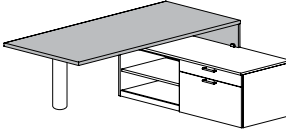

Description	D	W	H	CTN WT	CU FT	① Model	TFL Laminate	HPL Laminate	Essentials Veneer	Artisan Veneer
Bench Height Supported Bullet Peninsula Desk  	36	84	9 ¹¹ / ₁₆	170	22	VSTB3684B	\$2,115	\$2,226		
	36	84	9 ¹¹ / ₁₆	170	22	VSVB3684B			\$3,653	\$4,016
	36	78	9 ¹¹ / ₁₆	164	21	VSTB3678B	\$2,054	\$2,163		
	36	78	9 ¹¹ / ₁₆	164	21	VSVB3678B			\$3,552	\$3,904
	36	72	9 ¹¹ / ₁₆	158	19	VSTB3672B	\$1,728	\$1,818		
	36	72	9 ¹¹ / ₁₆	158	19	VSVB3672B			\$2,991	\$3,285
	30	84	9 ¹¹ / ₁₆	163	19	VSTB3084B	\$1,982	\$2,086		
	30	84	9 ¹¹ / ₁₆	163	19	VSVB3084B			\$3,424	\$3,770
	30	78	9 ¹¹ / ₁₆	158	18	VSTB3078B	\$1,919	\$2,018		
	30	78	9 ¹¹ / ₁₆	158	18	VSVB3078B			\$3,311	\$3,645
	30	72	9 ¹¹ / ₁₆	153	16	VSTB3072B	\$1,674	\$1,762		
	30	72	9 ¹¹ / ₁₆	153	16	VSVB3072B			\$2,890	\$3,181

- must attach to bench height cabinet & top, see pages VS132-134
 - edge profile on three open sides
 - top grommet available, specify location, and add \$58 list each
 - chassis grommet available, specify and add \$56 list
 - non-handed
 - not recommended for freestanding use
 - bases must be purchased separately; see pages VS161-VS162 for options
- Note: truss and torii base not compatible with models wider than 72"


To Order, Specify:

① Model Number Laminate - VST Veneer - VSV

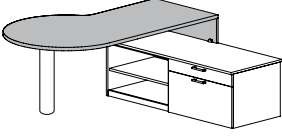
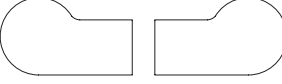
- | | | |
|---|--|---|
| <p>② Worksurface Material (see page V13)</p> <p>a.) TFL</p> <p>b.) HPL</p> <p>③ Laminate Color (see page V13)</p> <p>a.) Worksurface Color</p> <p>b.) Chassis Color</p> <p>c.) Drawer Color</p> | <p>② Finish Color (see page V11)</p> | <p>④ Edge Profile (see page V14)</p> <p>⑤ Pull Style and Color (see page V15)</p> <p>⑥ Optional Grommet Location & Color (see page V16)</p> <p>⑦ Other Product Options (see page V110)</p> <p>⑧ Accessories (see page VS314)</p> <p>⑨ Power and Data Options (see page VS324)</p> |
|---|--|---|

Description	D	W	H	CTN WT	CU FT	① Model	TFL Laminate	HPL Laminate	Essentials Veneer	Artisan Veneer
Bench Height Supported Rectangular Peninsula Desk 	36	84	9 11/16	171	22	VSTB3684RCT	\$1,573	\$1,653		
	36	84	9 11/16	171	22	VSVB3684RCT			\$2,623	\$2,886
	36	78	9 11/16	165	21	VSTB3678RCT	\$1,485	\$1,561		
	36	78	9 11/16	165	21	VSVB3678RCT			\$2,479	\$2,730
	36	72	9 11/16	159	19	VSTB3672RCT	\$1,419	\$1,499		
	36	72	9 11/16	159	19	VSVB3672RCT			\$2,381	\$2,621
	30	84	9 11/16	164	19	VSTB3084RCT	\$1,500	\$1,577		
	30	84	9 11/16	164	19	VSVB3084RCT			\$2,503	\$2,751
	30	78	9 11/16	159	18	VSTB3078RCT	\$1,445	\$1,520		
	30	78	9 11/16	159	18	VSVB3078RCT			\$2,409	\$2,651
	30	72	9 11/16	154	16	VSTB3072RCT	\$1,402	\$1,475		
	30	72	9 11/16	154	16	VSVB3072RCT			\$2,340	\$2,574

- must attach to bench height cabinet & top, see pages VS132-VS134
 - edge profile on three open sides
 - top grommet available, specify location, and add \$58 list each
 - chassis grommet available, specify and add \$56 list
 - non-handed
 - not recommended for freestanding use
 - bases must be purchased separately; see pages VS161-VS162 for options
- Note: truss base not compatible with models wider than 72"

Soft Rectangular Desk - use with Bench Height 	36	84	9 11/16	126	23	VSTB3684RRD	\$1,532	\$1,677		
	36	84	9 11/16	126	23	VSVB3684RRD			\$2,927	\$3,198
	36	78	9 11/16	117	21	VSTB3678RRD	\$1,447	\$1,578		
	36	78	9 11/16	117	21	VSVB3678RRD			\$2,769	\$3,025
	36	72	9 11/16	109	20	VSTB3672RRD	\$1,352	\$1,475		
	36	72	9 11/16	109	20	VSVB3672RRD			\$2,601	\$2,844
	36	66	9 11/16	101	18	VSTB3666RRD	\$1,267	\$1,381		
	36	66	9 11/16	101	18	VSVB3666RRD			\$2,448	\$2,674
	36	60	9 11/16	92	16	VSTB3660RRD	\$1,193	\$1,296		
	36	60	9 11/16	92	16	VSVB3660RRD			\$2,300	\$2,514
	30	84	9 11/16	106	19	VSTB3084RRD	\$1,356	\$1,478		
	30	84	9 11/16	106	19	VSVB3084RRD			\$2,583	\$2,819
	30	78	9 11/16	99	18	VSTB3078RRD	\$1,283	\$1,393		
	30	78	9 11/16	99	18	VSVB3078RRD			\$2,447	\$2,669
	30	72	9 11/16	92	17	VSTB3072RRD	\$1,199	\$1,301		
	30	72	9 11/16	92	17	VSVB3072RRD			\$2,304	\$2,516
	30	66	9 11/16	85	15	VSTB3066RRD	\$1,128	\$1,223		
	30	66	9 11/16	85	15	VSVB3066RRD			\$2,173	\$2,374
	30	60	9 11/16	78	14	VSTB3060RRD	\$1,066	\$1,152		
	30	60	9 11/16	78	14	VSVB3060RRD			\$2,051	\$2,240

- must attach to bench height cabinet & top, see pages VS132-VS134
 - edge profile on three open sides
 - top grommet available, specify location, and add \$58 list each
 - chassis grommet available, specify and add \$56 list
 - non-handed
 - not recommended for freestanding use
 - bases must be purchased separately; see pages VS161-VS162 for options
- Note: truss base not compatible with models wider than 72"

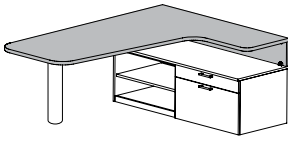
Description	D	W	H	CTN WT	CU FT	① Model	TFL Laminate	HPL Laminate	Essentials Veneer	Artisan Veneer
Bench Height Supported P-Top Peninsula Desk  left shown  left right	42	84	9 1/16	185	26	VSTB4284RP	\$2,247	\$2,365		
	42	84	9 1/16	185	26	VSVB4284RP			\$3,888	\$4,274
	42	84	9 1/16	185	26	VSTB4284LP	\$2,247	\$2,365		
	42	84	9 1/16	185	26	VSVB4284LP			\$3,888	\$4,274
	42	78	9 1/16	179	24	VSTB4278RP	\$2,167	\$2,280		
	42	78	9 1/16	179	24	VSVB4278RP			\$3,742	\$4,114
	42	78	9 1/16	179	24	VSTB4278LP	\$2,167	\$2,280		
	42	78	9 1/16	179	24	VSVB4278LP			\$3,742	\$4,114
	42	72	9 1/16	170	22	VSTB4272RP	\$2,033	\$2,142		
	42	72	9 1/16	170	22	VSVB4272RP			\$3,515	\$3,865
	42	72	9 1/16	170	22	VSTB4272LP	\$2,033	\$2,142		
	42	72	9 1/16	170	22	VSVB4272LP			\$3,515	\$3,865

- 42" widest point
 - 30" at end panel
 - top grommet available, specify location, and add \$58 list each
 - chassis grommet available, specify and add \$56 list
 - must attach to bench height cabinet & top, see pages VS132-VS134
 - edge profile on three open sides
 - not recommended for freestanding use
 - bases must be purchased separately; see pages VS161-VS162 for options
- Note: truss base not compatible with P-Top Peninsula Desk

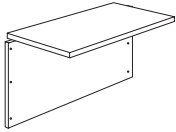
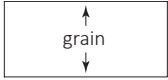
To Order, Specify:

① Model Number Laminate - VST Veneer - VSV

- | | | |
|---|--|---|
| <p>② Worksurface Material (see page V13)</p> <p>a.) TFL</p> <p>b.) HPL</p> <p>③ Laminate Color (see page V13)</p> <p>a.) Worksurface Color</p> <p>b.) Chassis Color</p> <p>c.) Drawer Color</p> | <p>② Finish Color (see page V11)</p> | <p>④ Edge Profile (see page V14)</p> <p>⑤ Pull Style and Color (see page V15)</p> <p>⑥ Optional Grommet Location & Color (see page V16)</p> <p>⑦ Other Product Options (see page V110)</p> <p>⑧ Accessories (see page VS314)</p> <p>⑨ Power and Data Options (see page VS324)</p> |
|---|--|---|

Description	D	W	H	CTN WT	CU FT	① Model	TFL Laminate	HPL Laminate	Essentials Veneer	Artisan Veneer
 <p>left shown</p>	60	84	9 ¹¹ / ₁₆	139	37	VSTB6084SWPR	\$2,308	\$2,548		
	60	84	9 ¹¹ / ₁₆	139	37	VSVB6084SWPR			\$4,435	\$4,858
	60	84	9 ¹¹ / ₁₆	139	37	VSTB6084SWPL	\$2,308	\$2,548		
	60	84	9 ¹¹ / ₁₆	139	37	VSVB6084SWPL			\$4,435	\$4,858
	60	78	9 ¹¹ / ₁₆	132	34	VSTB6078SWPR	\$2,173	\$2,395		
	60	78	9 ¹¹ / ₁₆	132	34	VSVB6078SWPR			\$4,181	\$4,579
	60	78	9 ¹¹ / ₁₆	132	34	VSTB6078SWPL	\$2,173	\$2,395		
	60	78	9 ¹¹ / ₁₆	132	34	VSVB6078SWPL			\$4,181	\$4,579
	60	72	9 ¹¹ / ₁₆	125	32	VSTB6072SWPR	\$2,028	\$2,234		
	60	72	9 ¹¹ / ₁₆	125	32	VSVB6072SWPR			\$3,917	\$4,290
	60	72	9 ¹¹ / ₁₆	125	32	VSTB6072SWPL	\$2,028	\$2,234		
	60	72	9 ¹¹ / ₁₆	125	32	VSVB6072SWPL			\$3,917	\$4,290
	60	66	9 ¹¹ / ₁₆	118	29	VSTB6066SWPR	\$1,896	\$2,082		
	60	66	9 ¹¹ / ₁₆	118	29	VSVB6066SWPR			\$3,663	\$4,013
	60	66	9 ¹¹ / ₁₆	118	29	VSTB6066SWPL	\$1,896	\$2,082		
	60	66	9 ¹¹ / ₁₆	118	29	VSVB6066SWPL			\$3,663	\$4,013
	60	60	9 ¹¹ / ₁₆	111	26	VSTB6060SWPR	\$1,773	\$1,943		
	60	60	9 ¹¹ / ₁₆	111	26	VSVB6060SWPR			\$3,420	\$3,746
	60	60	9 ¹¹ / ₁₆	111	26	VSTB6060SWPL	\$1,773	\$1,943		
	60	60	9 ¹¹ / ₁₆	111	26	VSVB6060SWPL			\$3,420	\$3,746

- must attach to bench height cabinet & top, see pages VS132-VS134
 - edge profile on three open sides
 - top grommet available, specify location, and add \$58 list each
 - chassis grommets available, specify and add \$108 list
 - not recommending for freestanding use
 - bases must be purchased separately; see pages VS161-VS162 for options
- Note: truss base not compatible with models wider than 72"

Description	D	W	H	CTN WT	CU FT	① Model	TFL Laminate	HPL Laminate	Essentials Veneer	Artisan Veneer
Bridge with Modesty Panel  	24	48	29½	112	4	VST2448EB	\$679	\$713		
	24	48	29½	112	4	VSV2448EB			\$843	\$929
	24	42	29½	109	3	VST2442EB	\$652	\$684		
	24	42	29½	109	3	VSV2442EB			\$806	\$888
	24	36	29½	101	3	VST2436EB	\$625	\$656		
	24	36	29½	101	3	VSV2436EB			\$783	\$865
	20	48	29½	104	4	VST2048EB	\$654	\$685		
	20	48	29½	104	4	VSV2048EB			\$812	\$891
	20	42	29½	102	3	VST2042EB	\$625	\$656		
	20	42	29½	102	3	VSV2042EB			\$776	\$855
	20	36	29½	96	3	VST2036EB	\$600	\$630		
	20	36	29½	96	3	VSV2036EB			\$755	\$829

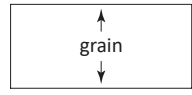
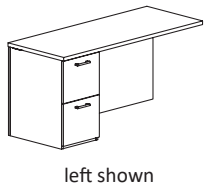
- top edge profile on user side
- short grain direction
- top grommet available, specify location, and add \$58 list each
- chassis grommet available, specify and add \$56 list

To Order, Specify:


① Model Number Laminate - VST Veneer - VSV

- | | | |
|---|--|---|
| <p>② Worksurface Material (see page VI3)</p> <p>a.) TFL</p> <p>b.) HPL</p> <p>③ Laminate Color (see page VI3)</p> <p>a.) Worksurface Color</p> <p>b.) Chassis Color</p> <p>c.) Drawer Color</p> | <p>② Finish Color (see page VI1)</p> | <p>④ Edge Profile (see page VI4)</p> <p>⑤ Pull Style and Color (see page VI5)</p> <p>⑥ Optional Grommet Location & Color (see page VI6)</p> <p>⑦ Other Product Options (see page VI10)</p> <p>⑧ Accessories (see page VS314)</p> <p>⑨ Power and Data Options (see page VS324)</p> |
|---|--|---|

Description	D	W	H	CTN WT	CU FT	① Model	TFL Laminate	HPL Laminate	Essentials Veneer	Artisan Veneer
File/File Return	24	60	29 1/2	190	30	VST2460ERR	\$1,844	\$1,944		
	24	60	29 1/2	190	30	VSV2460ERR			\$2,690	\$2,966
	24	60	29 1/2	190	30	VST2460ELR	\$1,844	\$1,944		
	24	60	29 1/2	190	30	VSV2460ELR			\$2,690	\$2,966
	24	54	29 1/2	179	27	VST2454ERR	\$1,692	\$1,782		
	24	54	29 1/2	179	27	VSV2454ERR			\$2,616	\$2,882
	24	54	29 1/2	179	27	VST2454ELR	\$1,692	\$1,782		
	24	54	29 1/2	179	27	VSV2454ELR			\$2,616	\$2,882
	24	48	29 1/2	168	25	VST2448ERR	\$1,398	\$1,478		
	24	48	29 1/2	168	25	VSV2448ERR			\$2,497	\$2,752
	24	48	29 1/2	168	25	VST2448ELR	\$1,398	\$1,478		
	24	48	29 1/2	168	25	VSV2448ELR			\$2,497	\$2,752
	24	42	29 1/2	155	22	VST2442ERR	\$1,308	\$1,380		
	24	42	29 1/2	155	22	VSV2442ERR			\$2,423	\$2,670
	24	42	29 1/2	155	22	VST2442ELR	\$1,308	\$1,380		
	24	42	29 1/2	155	22	VSV2442ELR			\$2,423	\$2,670
	20	60	29 1/2	173	26	VST2060ERR	\$1,770	\$1,862		
	20	60	29 1/2	173	26	VSV2060ERR			\$2,583	\$2,845
	20	60	29 1/2	173	26	VST2060ELR	\$1,770	\$1,862		
	20	60	29 1/2	173	26	VSV2060ELR			\$2,583	\$2,845
	20	54	29 1/2	163	23	VST2054ERR	\$1,624	\$1,710		
	20	54	29 1/2	163	23	VSV2054ERR			\$2,508	\$2,766
	20	54	29 1/2	163	23	VST2054ELR	\$1,624	\$1,710		
	20	54	29 1/2	163	23	VSV2054ELR			\$2,508	\$2,766
	20	48	29 1/2	154	21	VST2048ERR	\$1,342	\$1,413		
	20	48	29 1/2	154	21	VSV2048ERR			\$2,394	\$2,639
	20	48	29 1/2	154	21	VST2048ELR	\$1,342	\$1,413		
	20	48	29 1/2	154	21	VSV2048ELR			\$2,394	\$2,639
	20	42	29 1/2	142	18	VST2042ERR	\$1,253	\$1,322		
	20	42	29 1/2	142	18	VSV2042ERR			\$2,325	\$2,564
	20	42	29 1/2	142	18	VST2042ELR	\$1,253	\$1,322		
	20	42	29 1/2	142	18	VSV2042ELR			\$2,325	\$2,564



- top edge profile on user side
- short grain direction
- top grommet available, specify location, and add \$58 list each
- chassis grommets available, specify and add \$108 list
- letter width file/file pedestal
- locking available, specify and add \$90 list
- optional 10" modesty panel available in place of full modesty, add and specify color

Description	D	W	H	CTN WT	CU FT	① Model	TFL Laminate	HPL Laminate	Essentials Veneer	Artisan Veneer
 <p>left shown</p> 	24	60	29½	190	30	VST2460ERY	\$1,844	\$1,944		
	24	60	29½	190	30	VSV2460ERY			\$2,690	\$2,966
	24	60	29½	190	30	VST2460ELY	\$1,844	\$1,944		
	24	60	29½	190	30	VSV2460ELY			\$2,690	\$2,966
	24	54	29½	179	27	VST2454ERY	\$1,692	\$1,782		
	24	54	29½	179	27	VSV2454ERY			\$2,616	\$2,882
	24	54	29½	179	27	VST2454ELY	\$1,692	\$1,782		
	24	54	29½	179	27	VSV2454ELY			\$2,616	\$2,882
	24	48	29½	168	25	VST2448ERY	\$1,398	\$1,478		
	24	48	29½	168	25	VSV2448ERY			\$2,497	\$2,752
	24	48	29½	168	25	VST2448ELY	\$1,398	\$1,478		
	24	48	29½	168	25	VSV2448ELY			\$2,497	\$2,752
	24	42	29½	155	22	VST2442ERY	\$1,308	\$1,380		
	24	42	29½	155	22	VSV2442ERY			\$2,423	\$2,670
	24	42	29½	155	22	VST2442ELY	\$1,308	\$1,380		
	24	42	29½	155	22	VSV2442ELY			\$2,423	\$2,670

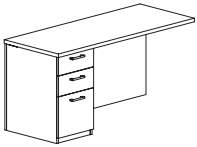
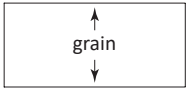
- top edge profile on user side
- short grain direction
- top grommet available, specify location, and add \$58 list each
- chassis grommets available, specify and add \$108 list
- letter width box/box/file pedestal
- locking available, specify and add \$90 list
- optional 10" modesty panel available in place of full modesty, add and specify color

To Order, Specify:



① Model Number Laminate - VST Veneer - VSV

- ② Worksurface Material (see page [VI3](#))
 - a.) TFL
 - b.) HPL
- ③ Laminate Color (see page [VI3](#))
 - a.) Worksurface Color
 - b.) Chassis Color
 - c.) Drawer Color
- ② Finish Color (see page [VI1](#))

- ④ Edge Profile (see page [VI4](#))
- ⑤ Pull Style and Color (see page [VI5](#))
- ⑥ Optional Grommet Location & Color (see page [VI6](#))
- ⑦ Other Product Options (see page [VI10](#))
- ⑧ Accessories (see page [VS314](#))
- ⑨ Power and Data Options (see page [VS324](#))

Description	D	W	H	CTN WT	CU FT	① Model	TFL Laminate	HPL Laminate	Essentials Veneer	Artisan Veneer
 <p>left shown</p> 	20	60	29 1/2	173	26	VST2060ERY	\$1,770	\$1,862		
	20	60	29 1/2	173	26	VSV2060ERY			\$2,583	\$2,845
	20	60	29 1/2	173	26	VST2060ELY	\$1,770	\$1,862		
	20	60	29 1/2	173	26	VSV2060ELY			\$2,583	\$2,845
	20	54	29 1/2	163	23	VST2054ERY	\$1,624	\$1,710		
	20	54	29 1/2	163	23	VSV2054ERY			\$2,508	\$2,766
	20	54	29 1/2	163	23	VST2054ELY	\$1,624	\$1,710		
	20	54	29 1/2	163	23	VSV2054ELY			\$2,508	\$2,766
	20	48	29 1/2	154	21	VST2048ERY	\$1,342	\$1,413		
	20	48	29 1/2	154	21	VSV2048ERY			\$2,394	\$2,639
	20	48	29 1/2	154	21	VST2048ELY	\$1,342	\$1,413		
	20	48	29 1/2	154	21	VSV2048ELY			\$2,394	\$2,639
	20	42	29 1/2	142	18	VST2042ERY	\$1,253	\$1,322		
	20	42	29 1/2	142	18	VSV2042ERY			\$2,325	\$2,564
	20	42	29 1/2	142	18	VST2042ELY	\$1,253	\$1,322		
	20	42	29 1/2	142	18	VSV2042ELY			\$2,325	\$2,564

- top edge profile on user side
- short grain direction
- top grommet available, specify location, and add \$58 list each
- chassis grommets available, specify and add \$108 list
- letter width box/box/file pedestal
- locking available, specify and add \$90 list
- optional 10" modesty panel available in place of full modesty, add and specify color


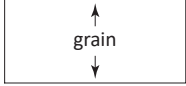
Description	D	W	H	CTN WT	CU FT	① Model	TFL Laminate	HPL Laminate	Essentials Veneer	Artisan Veneer
 <p>left shown</p> 	24	60	29½	199	30	VST2460LRR	\$2,277	\$2,403		
	24	60	29½	199	30	VSV2460LRR			\$3,027	\$3,341
	24	60	29½	199	30	VST2460LLR	\$2,277	\$2,403		
	24	60	29½	199	30	VSV2460LLR			\$3,027	\$3,341
	24	54	29½	187	27	VST2454LRR	\$1,984	\$2,094		
	24	54	29½	187	27	VSV2454LRR			\$2,909	\$3,211
	24	54	29½	187	27	VST2454LLR	\$1,984	\$2,094		
	24	54	29½	187	27	VSV2454LLR			\$2,909	\$3,211
	24	48	29½	175	25	VST2448LRR	\$1,892	\$1,999		
	24	48	29½	175	25	VSV2448LRR			\$2,834	\$3,131
	24	48	29½	175	25	VST2448LLR	\$1,892	\$1,999		
	24	48	29½	175	25	VSV2448LLR			\$2,834	\$3,131
	20	60	29½	188	26	VST2060LRR	\$2,186	\$2,302		
	20	60	29½	188	26	VSV2060LRR			\$2,902	\$3,203
	20	60	29½	188	26	VST2060LLR	\$2,186	\$2,302		
	20	60	29½	188	26	VSV2060LLR			\$2,902	\$3,203
	20	54	29½	177	23	VST2054LRR	\$1,900	\$2,006		
	20	54	29½	177	23	VSV2054LRR			\$2,790	\$3,079
	20	54	29½	177	23	VST2054LLR	\$1,900	\$2,006		
	20	54	29½	177	23	VSV2054LLR			\$2,790	\$3,079
20	48	29½	164	21	VST2048LRR	\$1,815	\$1,915			
20	48	29½	164	21	VSV2048LRR			\$2,719	\$3,002	
20	48	29½	164	21	VST2048LLR	\$1,815	\$1,915			
20	48	29½	164	21	VSV2048LLR			\$2,719	\$3,002	

- top edge profile on user side
- short grain direction
- top grommet available, specify location, and add \$58 list each
- chassis grommets available, specify and add \$108 list
- 36" w lateral file
- locking available, specify and add \$125 list
- optional 10" modesty panel available in place of full modesty, add and specify color

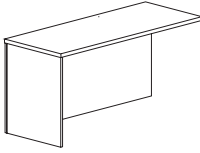
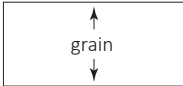
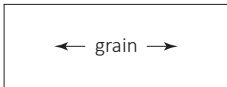
To Order, Specify:

① Model Number Laminate - VST Veneer - VSV

- ② Worksurface Material (see page [VI3](#))
 - a.) TFL
 - b.) HPL
- ③ Laminate Color (see page [VI3](#))
 - a.) Worksurface Color
 - b.) Chassis Color
 - c.) Drawer Color
- ④ Edge Profile (see page [VI4](#))
- ⑤ Pull Style and Color (see page [VI5](#))
- ⑥ Optional Grommet Location & Color (see page [VI6](#))
- ⑦ Other Product Options (see page [VI10](#))
- ⑧ Accessories (see page [VS314](#))
- ⑨ Power and Data Options (see page [VS324](#))

Description	D	W	H	CTN WT	CU FT	① Model	TFL Laminate	HPL Laminate	Essentials Veneer	Artisan Veneer
 left shown 	24	60	29 ½	202	27	VST2460MLR	\$2,451	\$2,588		
	24	60	29 ½	202	30	VSV2460MLR			\$3,573	\$3,941
	24	60	29 ½	202	30	VST2460MLL	\$2,451	\$2,588		
	24	60	29 ½	202	30	VSV2460MLL			\$3,573	\$3,941
	24	54	29 ½	190	27	VST2454MLR	\$2,300	\$2,424		
	24	54	29 ½	190	27	VSV2454MLR			\$3,498	\$3,856
	24	54	29 ½	190	27	VST2454MLL	\$2,300	\$2,424		
	24	54	29 ½	190	27	VSV2454MLL			\$3,498	\$3,856
	24	48	29 ½	179	25	VST2448MLR	\$2,007	\$2,116		
	24	48	29 ½	179	25	VSV2448MLR			\$3,379	\$3,727
	24	48	29 ½	179	25	VST2448MLL	\$2,007	\$2,116		
	24	48	29 ½	179	25	VSV2448MLL			\$3,379	\$3,727
	20	60	29 ½	191	26	VST2060MLR	\$2,351	\$2,480		
	20	60	29 ½	191	26	VSV2060MLR			\$3,424	\$3,780
	20	60	29 ½	191	26	VST2060MLL	\$2,351	\$2,480		
	20	60	29 ½	191	26	VSV2060MLL			\$3,424	\$3,780
	20	54	29 ½	180	23	VST2054MLR	\$2,206	\$2,326		
	20	54	29 ½	180	23	VSV2054MLR			\$3,353	\$3,700
	20	54	29 ½	180	23	VST2054MLL	\$2,206	\$2,326		
	20	54	29 ½	180	23	VSV2054MLL			\$3,353	\$3,700
	20	48	29 ½	167	21	VST2048MLR	\$1,924	\$2,029		
	20	48	29 ½	167	21	VSV2048MLR			\$3,239	\$3,576
	20	48	29 ½	167	21	VST2048MLL	\$1,924	\$2,029		
	20	48	29 ½	167	21	VSV2048MLL			\$3,239	\$3,576

- top edge profile on user side
- short grain direction
- top grommet available, specify location, and add \$58 list each
- chassis grommets available, specify and add \$108 list
- 30" w multi-file
- locking available, specify and add \$125 list
- optional 10" modesty panel available in place of full modesty, add and specify color

Description	D	W	H	CTN WT	CU FT	① Model	TFL Laminate	HPL Laminate	Essentials Veneer	Artisan Veneer
24"d Shell Return  left shown  36, 42, 48, 54, & 60"w  66 & 72"w	24	72	29½	153	124	VST2472RSHR	\$1,243	\$1,308		
	24	72	29½	153	36	VSV2472RSHR			\$1,972	\$2,170
	24	72	29½	153	36	VST2472LSHR	\$1,243	\$1,308		
	24	72	29½	153	36	VSV2472LSHR			\$1,972	\$2,170
	24	66	29½	147	33	VST2466RSHR	\$1,157	\$1,217		
	24	66	29½	147	33	VSV2466RSHR			\$1,838	\$2,022
	24	66	29½	147	33	VST2466LSHR	\$1,157	\$1,217		
	24	66	29½	147	33	VSV2466LSHR			\$1,838	\$2,022
	24	60	29½	141	30	VST2460RSHR	\$1,124	\$1,183		
	24	60	29½	141	30	VSV2460RSHR			\$1,782	\$1,963
	24	60	29½	141	30	VST2460LSHR	\$1,124	\$1,183		
	24	60	29½	141	30	VSV2460LSHR			\$1,782	\$1,963
	24	54	29½	136	27	VST2454RSHR	\$1,092	\$1,148		
	24	54	29½	136	27	VSV2454RSHR			\$1,732	\$1,906
	24	54	29½	136	27	VST2454LSHR	\$1,092	\$1,148		
	24	54	29½	136	27	VSV2454LSHR			\$1,732	\$1,906
	24	48	29½	130	25	VST2448RSHR	\$1,060	\$1,116		
	24	48	29½	130	25	VSV2448RSHR			\$1,678	\$1,846
	24	48	29½	130	25	VST2448LSHR	\$1,060	\$1,116		
	24	48	29½	130	25	VSV2448LSHR			\$1,678	\$1,846
	24	42	29½	124	22	VST2442RSHR	\$1,026	\$1,081		
	24	42	29½	124	22	VSV2442RSHR			\$1,628	\$1,793
	24	42	29½	124	22	VST2442LSHR	\$1,026	\$1,081		
	24	42	29½	124	22	VSV2442LSHR			\$1,628	\$1,793
	24	36	29½	120	19	VST2436RSHR	\$1,001	\$1,052		
	24	36	29½	120	19	VSV2436RSHR			\$1,579	\$1,737
	24	36	29½	120	19	VST2436LSHR	\$1,001	\$1,052		
	24	36	29½	120	19	VSV2436LSHR			\$1,579	\$1,737

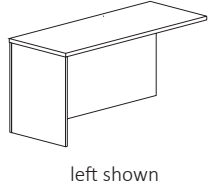
- top edge profile on user side
- short grain direction for 36", 42", 48", 54", and 60"w
- long grain direction for 66" and 72"w
- top grommet available, specify location, and add \$58 list each
- chassis grommet available, specify and add \$56 list
- modular pedestals available; see page VS126
- use 20"d pedestals with 24"d shell
- adding modular pedestals could block grommets

To Order, Specify:

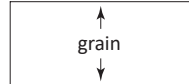
① Model Number Laminate - VST Veneer - VSV

- ② Worksurface Material (see page [VI3](#))
- ② Finish Color (see page [VI1](#))
- ④ Edge Profile (see page [VI4](#))
- a.) TFL
- b.) HPL
- ⑤ Pull Style and Color (see page [VI5](#))
- ③ Laminate Color (see page [VI3](#))
- a.) Worksurface Color
- b.) Chassis Color
- c.) Drawer Color
- ⑥ Optional Grommet Location & Color (see page [VI6](#))
- ⑦ Other Product Options (see page [VI10](#))
- ⑧ Accessories (see page [VS314](#))
- ⑨ Power and Data Options (see page [VS324](#))

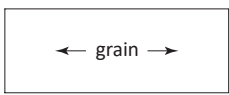
Description	D	W	H	CTN WT	CU FT	① Model	TFL Laminate	HPL Laminate	Essentials Veneer	Artisan Veneer
	20	72	29 1/2	142	31	VST2072RSHR	\$1,195	\$1,258		
	20	72	29 1/2	142	31	VSV2072RSHR			\$1,897	\$2,087
	20	72	29 1/2	142	31	VST2072LSHR	\$1,195	\$1,258		
	20	72	29 1/2	142	31	VSV2072LSHR			\$1,897	\$2,087
	20	66	29 1/2	138	28	VST2066RSHR	\$1,112	\$1,171		
	20	66	29 1/2	138	28	VSV2066RSHR			\$1,764	\$1,940
	20	66	29 1/2	138	28	VST2066LSHR	\$1,112	\$1,171		
	20	66	29 1/2	138	28	VSV2066LSHR			\$1,764	\$1,940
	20	60	29 1/2	135	26	VST2060RSHR	\$1,081	\$1,137		
	20	60	29 1/2	135	26	VSV2060RSHR			\$1,711	\$1,884
	20	60	29 1/2	135	26	VST2060LSHR	\$1,081	\$1,137		
	20	60	29 1/2	135	26	VSV2060LSHR			\$1,711	\$1,884
	20	54	29 1/2	129	23	VST2054RSHR	\$1,049	\$1,103		
	20	54	29 1/2	129	23	VSV2054RSHR			\$1,663	\$1,830
	20	54	29 1/2	129	23	VST2054LSHR	\$1,049	\$1,103		
	20	54	29 1/2	129	23	VSV2054LSHR			\$1,663	\$1,830
	20	48	29 1/2	125	21	VST2048RSHR	\$1,018	\$1,072		
	20	48	29 1/2	125	21	VSV2048RSHR			\$1,612	\$1,773
	20	48	29 1/2	125	21	VST2048LSHR	\$1,018	\$1,072		
	20	48	29 1/2	125	21	VSV2048LSHR			\$1,612	\$1,773
	20	42	29 1/2	119	18	VST2042RSHR	\$985	\$1,039		
	20	42	29 1/2	119	18	VSV2042RSHR			\$1,563	\$1,721
	20	42	29 1/2	119	18	VST2042LSHR	\$985	\$1,039		
	20	42	29 1/2	119	18	VSV2042LSHR			\$1,563	\$1,721
	20	36	29 1/2	115	16	VST2036RSHR	\$960	\$1,011		
	20	36	29 1/2	115	16	VSV2036RSHR			\$1,519	\$1,670
	20	36	29 1/2	115	16	VST2036LSHR	\$960	\$1,011		
	20	36	29 1/2	115	16	VSV2036LSHR			\$1,519	\$1,670



left shown



36, 42, 48, 54, & 60" w



66 & 72" w

- top edge profile on user side
- short grain direction for 36", 42", 48", 54", and 60" w
- long grain direction for 66" and 72" w
- top grommet available, specify location, and add \$58 list each
- chassis grommet available, specify and add \$56 list
- modular pedestals available; see page VS126
- use 18" d pedestals with 20" d shells
- adding modular pedestals could block grommets

Description	D	W	H	CTN WT	CU FT	① Model	TFL Laminate	HPL Laminate	Essentials Veneer	Artisan Veneer
Cockpit Shell Return 	24	66	29½	153	36	VST2466RCSHR	\$1,461	\$1,534		
	24	66	29½	153	36	VSV2466RCSHR			\$2,322	\$2,553
	24	66	29½	153	36	VST2466LCSHR	\$1,461	\$1,534		
	24	66	29½	153	36	VSV2466LCSHR			\$2,322	\$2,553
	24	60	29½	147	33	VST2460RCSHR	\$1,372	\$1,445		
	24	60	29½	147	33	VSV2460RCSHR			\$2,184	\$2,403
	24	60	29½	147	33	VST2460LCSHR	\$1,372	\$1,445		
	24	60	29½	147	33	VSV2460LCSHR			\$2,184	\$2,403
	24	54	29½	147	33	VST2454RCSHR	\$1,324	\$1,392		
	24	54	29½	147	33	VSV2454RCSHR			\$2,106	\$2,315
	24	54	29½	147	33	VST2454LCSHR	\$1,324	\$1,392		
	24	54	29½	147	33	VSV2454LCSHR			\$2,106	\$2,315

- top edge profile on user side
- long grain direction for 66\"w
- short grain direction for 54\" and 60\"w
- top grommet available, specify location, and add \$58 list each
- chassis grommet available, specify and add \$56 list
- modular pedestals available; see page VS126
- use 20\"d pedestals with 24\"d shell
- adding modular pedestals could block grommets

Description	D	W	H	CTN WT	CU FT	① Model	TFL Laminate	HPL Laminate	Essentials Veneer	Artisan Veneer
Bullet Return 	60	30	1¾	91	4	VST3060BRET	\$703	\$738		
	60	30	1¾	91	4	VSV3060BRET			\$1,251	\$1,377
	48	30	1¾	68	4	VST3048BRET	\$648	\$680		
	48	30	1¾	68	4	VSV3048BRET			\$1,112	\$1,222
	60	24	1¾	70	3	VST2460BRET	\$618	\$650		
	60	24	1¾	70	3	VSV2460BRET			\$1,077	\$1,184
	48	24	1¾	55	3	VST2448BRET	\$557	\$583		
	48	24	1¾	55	3	VSV2448BRET			\$951	\$1,049

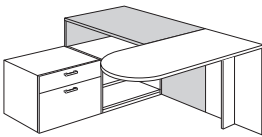
- edge profile on three open sides
- top grommet available, specify location, and add \$58 list each
- short grain direction
- includes hardware to attach flat end to desk top
- base must be purchased separately, see pages VS161-VS162 for options

To Order, Specify:

① Model Number Laminate - VST Veneer - VSV

- ② Worksurface Material (see page VI3)
 - a.) TFL
 - b.) HPL
- ③ Laminate Color (see page VI3)
 - a.) Worksurface Color
 - b.) Chassis Color
 - c.) Drawer Color
- ④ Finish Color (see page VI1)

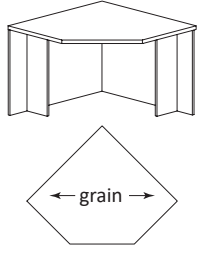
- ④ Edge Profile (see page VI4)
- ⑤ Pull Style and Color (see page VI5)
- ⑥ Optional Grommet Location & Color (see page VI6)
- ⑦ Other Product Options (see page VI10)
- ⑧ Accessories (see page VS314)
- ⑨ Power and Data Options (see page VS324)

Description	D	W	H	CTN WT	CU FT	① Model	TFL Laminate	HPL Laminate	Essentials Veneer	Artisan Veneer
Bench Height Supported Shell Return  left shown	24	72	29 1/2	149	36	VSTB2472RSHR	\$1,243	\$1,308		
	24	72	29 1/2	149	36	VSVB2472RSHR			\$1,972	\$2,170
	24	72	29 1/2	149	36	VSTB2472LSHR	\$1,243	\$1,308		
	24	72	29 1/2	149	36	VSVB2472LSHR			\$1,972	\$2,170
	24	66	29 1/2	143	33	VSTB2466RSHR	\$1,157	\$1,217		
	24	66	29 1/2	143	33	VSVB2466RSHR			\$1,838	\$2,022
	24	66	29 1/2	143	33	VSTB2466LSHR	\$1,157	\$1,217		
	24	66	29 1/2	143	33	VSVB2466LSHR			\$1,838	\$2,022

- must be attached to bench height cabinet & top, see pages VS132-VS134
- top edge profile on user side
- top grommet available, specify location, and add \$58 list each
- chassis grommet available, specify and add \$56 list
- long grain direction for 66" and 72" w laminate worksurface

Bench Height Supported Cockpit Shell Return  left shown	24	66	29 1/2	153	36	VSTB2466RCSHR	\$1,461	\$1,534		
	24	66	29 1/2	153	36	VSVB2466RCSHR			\$2,322	\$2,553
	24	66	29 1/2	153	36	VSTB2466LCSHR	\$1,461	\$1,534		
	24	66	29 1/2	153	36	VSVB2466LCSHR			\$2,322	\$2,553
	24	60	29 1/2	147	33	VSTB2460RCSHR	\$1,372	\$1,445		
	24	60	29 1/2	147	33	VSVB2460RCSHR			\$2,184	\$2,403
	24	60	29 1/2	147	33	VSTB2460LCSHR	\$1,372	\$1,445		
	24	60	29 1/2	147	33	VSVB2460LCSHR			\$2,184	\$2,403
	24	54	29 1/2	147	33	VSTB2454RCSHR	\$1,324	\$1,392		
	24	54	29 1/2	147	33	VSVB2454RCSHR			\$2,106	\$2,315
	24	54	29 1/2	147	33	VSTB2454LCSHR	\$1,324	\$1,392		
	24	54	29 1/2	147	33	VSVB2454LCSHR			\$2,106	\$2,315

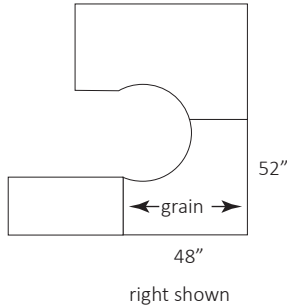
- must be attached to bench height cabinet & top, see pages VS132-VS134
- top edge profile on user side
- top grommet available, specify location, and add \$58 list each
- chassis grommet available, specify and add \$56 list
- long grain direction for 66" w laminate worksurface
- short grain direction for 54" and 60" w laminate worksurface

Description	D	W	H	CTN WT	CU FT	① Model	TFL Laminate	HPL Laminate	Essentials Veneer	Artisan Veneer
Corner Unit 	42	42	29½	162	36	VST4242-24ECU	\$1,932	\$2,033		
	42	42	29½	162	36	VSV4242-24ECU			\$2,726	\$2,998
	36	36	29½	132	27	VST3636-24ECU	\$1,762	\$1,854		
	36	36	29½	132	27	VSV3636-24ECU			\$2,648	\$2,914
	42	42	29½	162	36	VST4242-20ECU	\$1,932	\$2,033		
	42	42	29½	162	36	VSV4242-20ECU			\$2,726	\$2,998
	36	36	29½	132	27	VST3636-20ECU	\$1,762	\$1,854		
	36	36	29½	132	27	VSV3636-20ECU			\$2,648	\$2,914

- angle grain on top
- top edge profile on user side
- top grommet available, specify location, and add \$58 list each
- chassis grommet available, specify and add \$56 list

Cockpit Corner Unit 	48	52	29½	180	50	VST4852ERCUCU	\$2,348	\$2,471		
	48	52	29½	180	50	VSV4852ERCUCU			\$2,905	\$3,198
	48	52	29½	180	50	VST4852ELCU	\$2,348	\$2,471		
	48	52	29½	180	50	VSV4852ELCU			\$2,905	\$3,198

- attaches to 24" return
- parallel grain to 48" side of top
- top edge profile on user side
- top grommet available, specify location, and add \$58 list each
- chassis grommet available, specify and add \$56 list

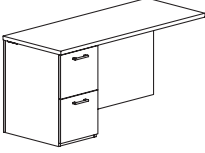
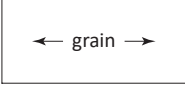


To Order, Specify:

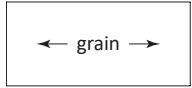
① Model Number Laminate - VST Veneer - VSV

- ② Worksurface Material (see page [VI3](#))
 - a.) TFL
 - b.) HPL
- ③ Laminate Color (see page [VI3](#))
 - a.) Worksurface Color
 - b.) Chassis Color
 - c.) Drawer Color

- ④ Edge Profile (see page [VI4](#))
- ⑤ Pull Style and Color (see page [VI5](#))
- ⑥ Optional Grommet Location & Color (see page [VI6](#))
- ⑦ Other Product Options (see page [VI10](#))
- ⑧ Accessories (see page [VS314](#))
- ⑨ Power and Data Options (see page [VS324](#))

Description	D	W	H	CTN WT	CU FT	① Model	TFL Laminate	HPL Laminate	Essentials Veneer	Artisan Veneer
File/File Corner Return  left shown 	24	60	29 1/2	190	30	VST2460ERCR	\$1,844	\$1,944		
	24	60	29 1/2	190	30	VSV2460ERCR			\$2,690	\$2,966
	24	60	29 1/2	190	30	VST2460ELCR	\$1,844	\$1,944		
	24	60	29 1/2	190	30	VSV2460ELCR			\$2,690	\$2,966
	24	54	29 1/2	179	27	VST2454ERCR	\$1,692	\$1,782		
	24	54	29 1/2	179	27	VSV2454ERCR			\$2,616	\$2,882
	24	54	29 1/2	179	27	VST2454ELCR	\$1,692	\$1,782		
	24	54	29 1/2	179	27	VSV2454ELCR			\$2,616	\$2,882
	24	48	29 1/2	168	25	VST2448ERCR	\$1,398	\$1,478		
	24	48	29 1/2	168	25	VSV2448ERCR			\$2,497	\$2,752
	24	48	29 1/2	168	25	VST2448ELCR	\$1,398	\$1,478		
	24	48	29 1/2	168	25	VSV2448ELCR			\$2,497	\$2,752
	24	42	29 1/2	155	22	VST2442ERCR	\$1,308	\$1,380		
	24	42	29 1/2	155	22	VSV2442ERCR			\$2,423	\$2,670
	24	42	29 1/2	155	22	VST2442ELCR	\$1,308	\$1,380		
	24	42	29 1/2	155	22	VSV2442ELCR			\$2,423	\$2,670
	20	60	29 1/2	173	26	VST2060ERCR	\$1,770	\$1,862		
	20	60	29 1/2	173	26	VSV2060ERCR			\$2,583	\$2,845
	20	60	29 1/2	173	26	VST2060ELCR	\$1,770	\$1,862		
	20	60	29 1/2	173	26	VSV2060ELCR			\$2,583	\$2,845
	20	54	29 1/2	163	23	VST2054ERCR	\$1,624	\$1,710		
	20	54	29 1/2	163	23	VSV2054ERCR			\$2,508	\$2,766
	20	54	29 1/2	163	23	VST2054ELCR	\$1,624	\$1,710		
	20	54	29 1/2	163	23	VSV2054ELCR			\$2,508	\$2,766
	20	48	29 1/2	154	21	VST2048ERCR	\$1,342	\$1,413		
	20	48	29 1/2	154	21	VSV2048ERCR			\$2,394	\$2,639
	20	48	29 1/2	154	21	VST2048ELCR	\$1,342	\$1,413		
	20	48	29 1/2	154	21	VSV2048ELCR			\$2,394	\$2,639
	20	42	29 1/2	142	18	VST2042ERCR	\$1,253	\$1,322		
	20	42	29 1/2	142	18	VSV2042ERCR			\$2,325	\$2,564
20	42	29 1/2	142	18	VST2042ELCR	\$1,253	\$1,322			
20	42	29 1/2	142	18	VSV2042ELCR			\$2,325	\$2,564	

- top edge profile on user side
- long grain direction
- top grommet available, specify location, and add \$58 list each
- chassis grommets available, specify and add \$108 list
- letter width file/file pedestal
- locking available, specify and add \$90 list
- optional 10" modesty panel available in place of full modesty, add and specify color

Description	D	W	H	CTN WT	CU FT	① Model	TFL Laminate	HPL Laminate	Essentials Veneer	Artisan Veneer
24" d Box/Box/File Corner Return  left shown 	24	60	29½	190	30	VST2460ERCY	\$1,844	\$1,944		
	24	60	29½	190	30	VSV2460ERCY			\$2,690	\$2,966
	24	60	29½	190	30	VST2460ELCY	\$1,844	\$1,944		
	24	60	29½	190	30	VSV2460ELCY			\$2,690	\$2,966
	24	54	29½	179	27	VST2454ERCY	\$1,692	\$1,782		
	24	54	29½	179	27	VSV2454ERCY			\$2,616	\$2,882
	24	54	29½	179	27	VST2454ELCY	\$1,692	\$1,782		
	24	54	29½	179	27	VSV2454ELCY			\$2,616	\$2,882
	24	48	29½	168	25	VST2448ERCY	\$1,398	\$1,478		
	24	48	29½	168	25	VSV2448ERCY			\$2,497	\$2,752
	24	48	29½	168	25	VST2448ELCY	\$1,398	\$1,478		
	24	48	29½	168	25	VSV2448ELCY			\$2,497	\$2,752
	24	42	29½	155	22	VST2442ERCY	\$1,308	\$1,380		
	24	42	29½	155	22	VSV2442ERCY			\$2,423	\$2,670
	24	42	29½	155	22	VST2442ELCY	\$1,308	\$1,380		
	24	42	29½	155	22	VSV2442ELCY			\$2,423	\$2,670

- top edge profile on user side
- long grain direction
- top grommet available, specify location, and add \$58 list each
- chassis grommets available, specify and add \$108 list
- letter width box/box/file pedestal
- locking available, specify and add \$90 list
- optional 10" modesty panel available in place of full modesty, add and specify color

To Order, Specify:

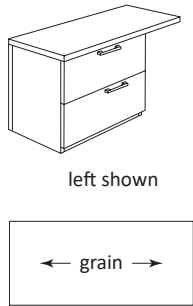
① Model Number Laminate - VST Veneer - VSV

- ② Worksurface Material (see page [VI3](#))
 - a.) TFL
 - b.) HPL
- ③ Laminate Color (see page [VI3](#))
 - a.) Worksurface Color
 - b.) Chassis Color
 - c.) Drawer Color
- ② Finish Color (see page [VI1](#))

- ④ Edge Profile (see page [VI4](#))
- ⑤ Pull Style and Color (see page [VI5](#))
- ⑥ Optional Grommet Location & Color (see page [VI6](#))
- ⑦ Other Product Options (see page [VI10](#))
- ⑧ Accessories (see page [VS314](#))
- ⑨ Power and Data Options (see page [VS324](#))

Description	D	W	H	CTN WT	CU FT	① Model	TFL Laminate	HPL Laminate	Essentials Veneer	Artisan Veneer
20" d Box/Box/File Corner Return  left shown 	20	60	29 1/2	173	26	VST2060ERCY	\$1,770	\$1,862		
	20	60	29 1/2	173	26	VSV2060ERCY			\$2,583	\$2,845
	20	60	29 1/2	173	26	VST2060ELCY	\$1,770	\$1,862		
	20	60	29 1/2	173	26	VSV2060ELCY			\$2,583	\$2,845
	20	54	29 1/2	163	23	VST2054ERCY	\$1,624	\$1,710		
	20	54	29 1/2	163	23	VSV2054ERCY			\$2,508	\$2,766
	20	54	29 1/2	163	23	VST2054ELCY	\$1,624	\$1,710		
	20	54	29 1/2	163	23	VSV2054ELCY			\$2,508	\$2,766
	20	48	29 1/2	154	21	VST2048ERCY	\$1,342	\$1,413		
	20	48	29 1/2	154	21	VSV2048ERCY			\$2,394	\$2,639
	20	48	29 1/2	154	21	VST2048ELCY	\$1,342	\$1,413		
	20	48	29 1/2	154	21	VSV2048ELCY			\$2,394	\$2,639
	20	42	29 1/2	142	18	VST2042ERCY	\$1,253	\$1,322		
	20	42	29 1/2	142	18	VSV2042ERCY			\$2,325	\$2,564
	20	42	29 1/2	142	18	VST2042ELCY	\$1,253	\$1,322		
	20	42	29 1/2	142	18	VSV2042ELCY			\$2,325	\$2,564

- top edge profile on user side
- long grain direction
- top grommet available, specify location, and add \$58 list each
- chassis grommets available, specify and add \$108 list
- letter width box/box/file pedestal
- locking available, specify and add \$90 list
- optional 10" modesty panel available in place of full modesty, add and specify color


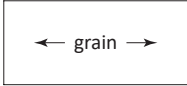
Description	D	W	H	CTN WT	CU FT	① Model	TFL Laminate	HPL Laminate	Essentials Veneer	Artisan Veneer
	24	60	29½	199	30	VST2460LRCR	\$2,277	\$2,403		
	24	60	29½	199	30	VSV2460LRCR			\$3,027	\$3,341
	24	60	29½	199	30	VST2460LLCR	\$2,277	\$2,403		
	24	60	29½	199	30	VSV2460LLCR			\$3,027	\$3,341
	24	54	29½	187	27	VST2454LRCR	\$1,984	\$2,094		
	24	54	29½	187	27	VSV2454LRCR			\$2,909	\$3,211
	24	54	29½	187	27	VST2454LLCR	\$1,984	\$2,094		
	24	54	29½	187	27	VSV2454LLCR			\$2,909	\$3,211
	24	48	29½	175	25	VST2448LRCR	\$1,892	\$1,999		
	24	48	29½	175	25	VSV2448LRCR			\$2,834	\$3,131
	24	48	29½	175	25	VST2448LLCR	\$1,892	\$1,999		
	24	48	29½	175	25	VSV2448LLCR			\$2,834	\$3,131
	20	60	29½	188	26	VST2060LRCR	\$2,186	\$2,302		
	20	60	29½	188	26	VSV2060LRCR			\$2,902	\$3,203
	20	60	29½	188	26	VST2060LLCR	\$2,186	\$2,302		
	20	60	29½	188	26	VSV2060LLCR			\$2,902	\$3,203
	20	54	29½	177	23	VST2054LRCR	\$1,900	\$2,006		
	20	54	29½	177	23	VSV2054LRCR			\$2,790	\$3,079
	20	54	29½	177	23	VST2054LLCR	\$1,900	\$2,006		
	20	54	29½	177	23	VSV2054LLCR			\$2,790	\$3,079
	20	48	29½	164	21	VST2048LRCR	\$1,815	\$1,915		
	20	48	29½	164	21	VSV2048LRCR			\$2,719	\$3,002
	20	48	29½	164	21	VST2048LLCR	\$1,815	\$1,915		
	20	48	29½	164	21	VSV2048LLCR			\$2,719	\$3,002

- top edge profile on user side
- long grain direction
- top grommet available, specify location, and add \$58 list each
- chassis grommets available, specify and add \$108 list
- 36" w lateral file
- locking available, specify and add \$125 list
- optional 10" modesty panel available in place of full modesty, add and specify color

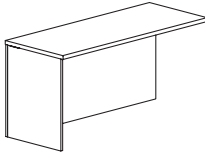

To Order, Specify:

① Model Number Laminate - VST Veneer - VSV

- | | | |
|---|--|---|
| <p>② Worksurface Material (see page VI3)</p> <p>a.) TFL</p> <p>b.) HPL</p> <p>③ Laminate Color (see page VI3)</p> <p>a.) Worksurface Color</p> <p>b.) Chassis Color</p> <p>c.) Drawer Color</p> | <p>② Finish Color (see page VI1)</p> | <p>④ Edge Profile (see page VI4)</p> <p>⑤ Pull Style and Color (see page VI5)</p> <p>⑥ Optional Grommet Location & Color (see page VI6)</p> <p>⑦ Other Product Options (see page VI10)</p> <p>⑧ Accessories (see page VS314)</p> <p>⑨ Power and Data Options (see page VS324)</p> |
|---|--|---|

Description	D	W	H	CTN WT	CU FT	① Model	TFL Laminate	HPL Laminate	Essentials Veneer	Artisan Veneer
 <p>left shown</p> 	24	60	29 ½	202	30	VST2460MRCR	\$2,451	\$2,588		
	24	60	29 ½	202	30	VSV2460MRCR			\$3,573	\$3,941
	24	60	29 ½	202	30	VST2460MLCR	\$2,451	\$2,588		
	24	60	29 ½	202	30	VSV2460MLCR			\$3,573	\$3,941
	24	54	29 ½	190	27	VST2454MRCR	\$2,300	\$2,424		
	24	54	29 ½	190	27	VSV2454MRCR			\$3,498	\$3,856
	24	54	29 ½	190	27	VST2454MLCR	\$2,300	\$2,424		
	24	54	29 ½	190	27	VSV2454MLCR			\$3,498	\$3,856
	24	48	29 ½	179	25	VST2448MRCR	\$2,007	\$2,116		
	24	48	29 ½	179	25	VSV2448MRCR			\$3,379	\$3,727
	24	48	29 ½	179	25	VST2448MLCR	\$2,007	\$2,116		
	24	48	29 ½	179	25	VSV2448MLCR			\$3,379	\$3,727
	20	60	29 ½	191	26	VST2060MRCR	\$2,351	\$2,480		
	20	60	29 ½	191	26	VSV2060MRCR			\$3,424	\$3,780
	20	60	29 ½	191	26	VST2060MLCR	\$2,351	\$2,480		
	20	60	29 ½	191	26	VSV2060MLCR			\$3,424	\$3,780
	20	54	29 ½	180	23	VST2054MRCR	\$2,206	\$2,326		
	20	54	29 ½	180	23	VSV2054MRCR			\$3,353	\$3,700
	20	54	29 ½	180	23	VST2054MLCR	\$2,206	\$2,326		
	20	54	29 ½	180	23	VSV2054MLCR			\$3,353	\$3,700
	20	48	29 ½	167	21	VST2048MRCR	\$1,924	\$2,029		
	20	48	29 ½	167	21	VSV2048MRCR			\$3,239	\$3,576
	20	48	29 ½	167	21	VST2048MLCR	\$1,924	\$2,029		
	20	48	29 ½	167	21	VSV2048MLCR			\$3,239	\$3,576

- top edge profile on user side
- long grain direction
- top grommet available, specify location, and add \$58 list each
- chassis grommets available, specify and add \$108 list
- 30" w multi-file
- locking available, specify and add \$125 list
- optional 10" modesty panel available in place of full modesty, add and specify color

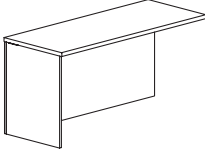
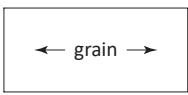
Description	D	W	H	CTN WT	CU FT	① Model	TFL Laminate	HPL Laminate	Essentials Veneer	Artisan Veneer
 <p>left shown</p> 	24	72	29½	153	36	VST2472RSHCR	\$1,243	\$1,308		
	24	72	29½	153	36	VSV2472RSHCR			\$1,972	\$2,170
	24	72	29½	153	36	VST2472LSHCR	\$1,243	\$1,308		
	24	72	29½	153	36	VSV2472LSHCR			\$1,972	\$2,170
	24	66	29½	147	33	VST2466RSHCR	\$1,157	\$1,217		
	24	66	29½	147	33	VSV2466RSHCR			\$1,838	\$2,022
	24	66	29½	147	33	VST2466LSHCR	\$1,157	\$1,217		
	24	66	29½	147	33	VSV2466LSHCR			\$1,838	\$2,022
	24	60	29½	141	30	VST2460RSHCR	\$1,124	\$1,183		
	24	60	29½	141	30	VSV2460RSHCR			\$1,782	\$1,963
	24	60	29½	141	30	VST2460LSHCR	\$1,124	\$1,183		
	24	60	29½	141	30	VSV2460LSHCR			\$1,782	\$1,963
	24	54	29½	136	27	VST2454RSHCR	\$1,092	\$1,148		
	24	54	29½	136	27	VSV2454RSHCR			\$1,732	\$1,906
	24	54	29½	136	27	VST2454LSHCR	\$1,092	\$1,148		
	24	54	29½	136	27	VSV2454LSHCR			\$1,732	\$1,906
	24	48	29½	130	25	VST2448RSHCR	\$1,060	\$1,116		
	24	48	29½	130	25	VSV2448RSHCR			\$1,678	\$1,846
	24	48	29½	130	25	VST2448LSHCR	\$1,060	\$1,116		
	24	48	29½	130	25	VSV2448LSHCR			\$1,678	\$1,846
	24	42	29½	124	22	VST2442RSHCR	\$1,026	\$1,081		
	24	42	29½	124	22	VSV2442RSHCR			\$1,628	\$1,793
	24	42	29½	124	22	VST2442LSHCR	\$1,026	\$1,081		
	24	42	29½	124	22	VSV2442LSHCR			\$1,628	\$1,793
	24	36	29½	120	19	VST2436RSHCR	\$1,001	\$1,052		
	24	36	29½	120	19	VSV2436RSHCR			\$1,579	\$1,737
	24	36	29½	120	19	VST2436LSHCR	\$1,001	\$1,052		
	24	36	29½	120	19	VSV2436LSHCR			\$1,579	\$1,737

- use 20"d pedestals with 24"d shells
- top edge profile on user side
- long grain direction
- top grommet available, specify location, and add \$58 list each
- chassis grommet available, specify and add \$56 list
- modular pedestals available; see pages VS126-VS131
- adding modular pedestals could block grommets

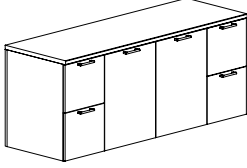
To Order, Specify:

① Model Number Laminate - VST Veneer - VSV

- ② Worksurface Material (see page VI3)
 - a.) TFL
 - b.) HPL
- ③ Laminate Color (see page VI3)
 - a.) Worksurface Color
 - b.) Chassis Color
 - c.) Drawer Color
- ④ Edge Profile (see page VI4)
- ⑤ Pull Style and Color (see page VI5)
- ⑥ Optional Grommet Location & Color (see page VI6)
- ⑦ Other Product Options (see page VI10)
- ⑧ Accessories (see page VS314)
- ⑨ Power and Data Options (see page VS324)

Description	D	W	H	CTN WT	CU FT	① Model	TFL Laminate	HPL Laminate	Essentials Veneer	Artisan Veneer
20"d Shell Corner Return  left shown 	20	72	29 1/2	142	31	VST2072RSHCR	\$1,195	\$1,258		
	20	72	29 1/2	142	31	VSV2072RSHCR			\$1,897	\$2,087
	20	72	29 1/2	142	31	VST2072LSHCR	\$1,195	\$1,258		
	20	72	29 1/2	142	31	VSV2072LSHCR			\$1,897	\$2,087
	20	66	29 1/2	138	28	VST2066RSHCR	\$1,112	\$1,171		
	20	66	29 1/2	138	28	VSV2066RSHCR			\$1,764	\$1,940
	20	66	29 1/2	138	28	VST2066LSHCR	\$1,112	\$1,171		
	20	66	29 1/2	138	28	VSV2066LSHCR			\$1,764	\$1,940
	20	60	29 1/2	135	26	VST2060RSHCR	\$1,081	\$1,137		
	20	60	29 1/2	135	26	VSV2060RSHCR			\$1,711	\$1,884
	20	60	29 1/2	135	26	VST2060LSHCR	\$1,081	\$1,137		
	20	60	29 1/2	135	26	VSV2060LSHCR			\$1,711	\$1,884
	20	54	29 1/2	129	23	VST2054RSHCR	\$1,049	\$1,103		
	20	54	29 1/2	129	23	VSV2054RSHCR			\$1,663	\$1,830
	20	54	29 1/2	129	23	VST2054LSHCR	\$1,049	\$1,103		
	20	54	29 1/2	129	23	VSV2054LSHCR			\$1,663	\$1,830
	20	48	29 1/2	125	21	VST2048RSHCR	\$1,018	\$1,072		
	20	48	29 1/2	125	21	VSV2048RSHCR			\$1,612	\$1,773
	20	48	29 1/2	125	21	VST2048LSHCR	\$1,018	\$1,072		
	20	48	29 1/2	125	21	VSV2048LSHCR			\$1,612	\$1,773
20	42	29 1/2	119	18	VST2042RSHCR	\$985	\$1,039			
20	42	29 1/2	119	18	VSV2042RSHCR			\$1,563	\$1,721	
20	42	29 1/2	119	18	VST2042LSHCR	\$985	\$1,039			
20	42	29 1/2	119	18	VSV2042LSHCR			\$1,563	\$1,721	
20	36	29 1/2	115	16	VST2036RSHCR	\$960	\$1,011			
20	36	29 1/2	115	16	VSV2036RSHCR			\$1,519	\$1,670	
20	36	29 1/2	115	16	VST2036LSHCR	\$960	\$1,011			
20	36	29 1/2	115	16	VSV2036LSHCR			\$1,519	\$1,670	

- use 18"d pedestals with 20"d shells
- top edge profile on user side
- long grain direction
- top grommet available, specify location, and add \$58 list each
- chassis grommet available, specify and add \$56 list
- modular pedestals available; see pages VS126-VS131
- adding modular pedestals could block grommets

Description	D	W	H	CTN WT	CU FT	① Model	TFL Laminate	HPL Laminate	Essentials Veneer	Artisan Veneer
Storage Credenza 	24	72	29½	309	36	VST2472SC	\$2,588	\$2,728		
	24	72	29½	309	36	VSV2472SC			\$4,054	\$4,475
	24	66	29½	285	33	VST2466SC	\$2,417	\$2,553		
	24	66	29½	285	33	VSV2466SC			\$3,768	\$4,160
	20	72	29½	284	31	VST2072SC	\$2,476	\$2,614		
	20	72	29½	284	31	VSV2072SC			\$3,888	\$4,291
	20	66	29½	255	28	VST2066SC	\$2,316	\$2,445		
	20	66	29½	255	28	VSV2066SC			\$3,614	\$3,991

- top edge profile on user side
- top grommet available, specify location, and add \$58 list each
- chassis grommets available, specify and add \$108 list
- file/file pedestals- letter width
- adjustable shelf in storage cabinet
- locking available, specify and add \$230 list

Description	D	W	H	CTN WT	CU FT	① Model	TFL Laminate	HPL Laminate	Essentials Veneer	Artisan Veneer
Lateral File Credenza 	24	72	29½	248	39	VST2472LFC	\$3,467	\$3,658		
	24	72	29½	248	39	VSV2472LFC			\$4,323	\$4,774
	24	60	29½	243	30	VST2460LFC	\$3,323	\$3,507		
	24	60	29½	243	30	VSV2460LFC			\$4,253	\$4,698
	20	72	29½	223	36	VST2072LFC	\$3,323	\$3,506		
	20	72	29½	223	36	VSV2072LFC			\$4,144	\$4,576
	20	60	29½	220	26	VST2060LFC	\$3,183	\$3,360		
	20	60	29½	220	26	VSV2060LFC			\$4,079	\$4,504

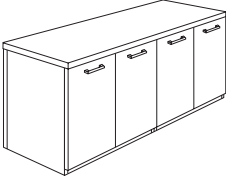
- two drawer lateral files side by side
- top edge profile on user side
- top grommet available, specify location, and add \$58 list each
- chassis grommets available, specify and add \$108 list
- locking available, specify and add \$215 list

To Order, Specify:

① Model Number Laminate - VST Veneer - VSV

- ② Worksurface Material (see page VI3)
 - a.) TFL
 - b.) HPL
- ③ Laminate Color (see page VI3)
 - a.) Worksurface Color
 - b.) Chassis Color
 - c.) Drawer Color
- ② Finish Color (see page VI1)

- ④ Edge Profile (see page VI4)
- ⑤ Pull Style and Color (see page VI5)
- ⑥ Optional Grommet Location & Color (see page VI6)
- ⑦ Other Product Options (see page VI10)
- ⑧ Accessories (see page VS314)
- ⑨ Power and Data Options (see page VS324)


Description	D	W	H	CTN WT	CU FT	① Model	TFL Laminate	HPL Laminate	Essentials Veneer	Artisan Veneer
Four Door Credenza 	24	72	29 ½	293	36	VST2472DSC	\$2,662	\$2,801		
	24	72	29 ½	293	36	VSV2472DSC			\$4,073	\$4,480
	24	60	29 ½	287	30	VST2460DSC	\$2,526	\$2,659		
	24	60	29 ½	287	30	VSV2460DSC			\$3,735	\$4,107
	20	72	29 ½	268	36	VST2072DSC	\$2,556	\$2,691		
	20	72	29 ½	268	36	VSV2072DSC			\$3,908	\$4,299
	20	60	29 ½	266	26	VST2060DSC	\$2,427	\$2,554		
	20	60	29 ½	266	26	VSV2060DSC			\$3,586	\$3,945

- top edge profile on user side
- top grommet available, specify location, and add \$58 list each
- chassis grommets available, specify and add \$108 list
- adjustable shelf in storage cabinets
- locking available, specify and add \$89 list

Two Door Credenza 	24	36	29 ½	133	19	VST2436SC	\$1,559	\$1,640		
	24	36	29 ½	133	19	VSV2436SC			\$1,974	\$2,174
	24	30	29 ½	129	16	VST2430SC	\$1,319	\$1,387		
	24	30	29 ½	129	16	VSV2430SC			\$1,960	\$2,154
	20	36	29 ½	121	16	VST2036SC	\$1,499	\$1,575		
	20	36	29 ½	121	16	VSV2036SC			\$1,898	\$2,091
	20	30	29 ½	119	14	VST2030SC	\$1,266	\$1,333		
	20	30	29 ½	119	14	VSV2030SC			\$1,881	\$2,068

- top edge profile on user side
- top grommet available, specify location, and add \$58 list each
- chassis grommet available, specify and add \$56 list
- one adjustable shelf
- locking available, specify and add \$53 list

VISION

Description	D	W	H	CTN WT	CU FT	① Model	TFL Laminate	HPL Laminate	Essentials Veneer	Artisan Veneer
	24	84	29½	299	42	VST2484KC	\$2,877	\$3,037		
	24	84	29½	299	42	VSV2484KC			\$4,036	\$4,456
	24	78	29½	280	39	VST2478KC	\$2,707	\$2,857		
	24	78	29½	280	39	VSV2478KC			\$3,927	\$4,335
	24	72	29½	261	36	VST2472KC	\$2,364	\$2,498		
	24	72	29½	261	36	VSV2472KC			\$3,814	\$4,211
	24	66	29½	243	33	VST2466KC	\$2,182	\$2,302		
	24	66	29½	243	33	VSV2466KC			\$3,507	\$3,873
	24	60	29½	231	30	VST2460KC	\$2,142	\$2,257		
	24	60	29½	231	30	VSV2460KC			\$3,416	\$3,773
	20	84	29½	270	36	VST2084KC	\$2,757	\$2,910		
	20	84	29½	270	36	VSV2084KC			\$3,870	\$4,274
	20	78	29½	253	33	VST2078KC	\$2,593	\$2,737		
	20	78	29½	253	33	VSV2078KC			\$3,766	\$4,156
	20	72	29½	236	31	VST2072KC	\$2,265	\$2,393		
	20	72	29½	236	31	VSV2072KC			\$3,656	\$4,036
	20	66	29½	220	28	VST2066KC	\$2,089	\$2,205		
	20	66	29½	220	28	VSV2066KC			\$3,363	\$3,711
	20	60	29½	210	26	VST2060KC	\$2,051	\$2,162		
	20	60	29½	210	26	VSV2060KC			\$3,273	\$3,616


- top edge profile on user side
- top grommet available, specify location, and add \$58 list each
- chassis grommets available, specify and add \$108 list
- file/file pedestals- letter width
- locking available, specify and add \$178 list
- kneespace for VST2484KC and VST2084KC or VSV2484KC and VSV2084KC- 52 5/8"
- kneespace for VST2478KC and VST2078KC or VSV2478KC and VSV2078KC- 46 5/8"
- kneespace for VST2472KC and VST2072KC or VSV2472KC and VSV2072KC- 40 5/8"
- kneespace for VST2466KC and VST2066KC or VSV2466KC and VSV2066KC- 34 5/8"
- kneespace for VST2460KC and VST2060KC or VSV2460KC and VSV2060KC- 28 5/8"
- optional 10"modesty panel available in place of full modesty, add and specify color

To Order, Specify:


① Model Number Laminate - VST Veneer - VSV

- ② Worksurface Material (see page VI3)
 - a.) TFL
 - b.) HPL
- ③ Laminate Color (see page VI3)
 - a.) Worksurface Color
 - b.) Chassis Color
 - c.) Drawer Color
- ② Finish Color (see page VI1)

- ④ Edge Profile (see page VI4)
- ⑤ Pull Style and Color (see page VI5)
- ⑥ Optional Grommet Location & Color (see page VI6)
- ⑦ Other Product Options (see page VI10)
- ⑧ Accessories (see page VS314)
- ⑨ Power and Data Options (see page VS324)

Description	D	W	H	CTN WT	CU FT	① Model	TFL Laminate	HPL Laminate	Essentials Veneer	Artisan Veneer
24" d File/File Pedestal Credenza  left shown	24	84	29 ½	248	42	VST2484RC	\$1,888	\$1,991		
	24	84	29 ½	248	42	VSV2484RC			\$3,083	\$3,401
	24	84	29 ½	248	42	VST2484LC	\$1,888	\$1,991		
	24	84	29 ½	248	42	VSV2484LC			\$3,083	\$3,401
	24	78	29 ½	237	39	VST2478RC	\$1,813	\$1,912		
	24	78	29 ½	237	39	VSV2478RC			\$2,964	\$3,266
	24	78	29 ½	237	39	VST2478LC	\$1,813	\$1,912		
	24	78	29 ½	237	39	VSV2478LC			\$2,964	\$3,266
	24	72	29 ½	226	36	VST2472RC	\$1,739	\$1,835		
	24	72	29 ½	226	36	VSV2472RC			\$2,845	\$3,138
	24	72	29 ½	226	36	VST2472LC	\$1,739	\$1,835		
	24	72	29 ½	226	36	VSV2472LC			\$2,845	\$3,138
	24	66	29 ½	212	33	VST2466RC	\$1,721	\$1,813		
	24	66	29 ½	212	33	VSV2466RC			\$2,766	\$3,047
	24	66	29 ½	212	33	VST2466LC	\$1,721	\$1,813		
	24	66	29 ½	212	33	VSV2466LC			\$2,766	\$3,047
	24	60	29 ½	179	30	VST2460RC	\$1,700	\$1,794		
	24	60	29 ½	179	30	VSV2460RC			\$2,727	\$3,006
	24	60	29 ½	179	30	VST2460LC	\$1,700	\$1,794		
	24	60	29 ½	179	30	VSV2460LC			\$2,727	\$3,006

- top edge profile on user side
- top grommet available, specify location, and add \$58 list each
- chassis grommets available, specify and add \$108 list
- letter width pedestal
- locking available, specify and add \$90 list
- optional 10" modesty panel available in place of full modesty, add and specify color

Description	D	W	H	CTN WT	CU FT	① Model	TFL Laminate	HPL Laminate	Essentials Veneer	Artisan Veneer
 <p>left shown</p>	20	84	29½	238	36	VST2084RC	\$1,811	\$1,910		
	20	84	29½	238	36	VSV2084RC			\$2,960	\$3,261
	20	84	29½	238	36	VST2084LC	\$1,811	\$1,910		
	20	84	29½	238	36	VSV2084LC			\$2,960	\$3,261
	20	78	29½	227	33	VST2078RC	\$1,739	\$1,835		
	20	78	29½	227	33	VSV2078RC			\$2,843	\$3,136
	20	78	29½	227	33	VST2078LC	\$1,739	\$1,835		
	20	78	29½	227	33	VSV2078LC			\$2,843	\$3,136
	20	72	29½	216	31	VST2072RC	\$1,669	\$1,759		
	20	72	29½	216	31	VSV2072RC			\$2,730	\$3,011
	20	72	29½	216	31	VST2072LC	\$1,669	\$1,759		
	20	72	29½	216	31	VSV2072LC			\$2,730	\$3,011
	20	66	29½	203	28	VST2066RC	\$1,648	\$1,737		
	20	66	29½	203	28	VSV2066RC			\$2,656	\$2,926
	20	66	29½	203	28	VST2066LC	\$1,648	\$1,737		
	20	66	29½	203	28	VSV2066LC			\$2,656	\$2,926
	20	60	29½	171	26	VST2060RC	\$1,630	\$1,721		
	20	60	29½	171	26	VSV2060RC			\$2,617	\$2,883
	20	60	29½	171	26	VST2060LC	\$1,630	\$1,721		
	20	60	29½	171	26	VSV2060LC			\$2,617	\$2,883

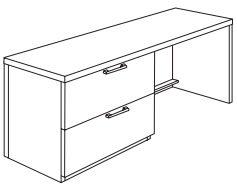
- top edge profile on user side
- top grommet available, specify location, and add \$58 list each
- chassis grommets available, specify and add \$108 list
- letter width pedestal
- locking available, specify and add \$90 list
- optional 10"modesty panel available in place of full modesty, add and specify color

To Order, Specify:


① Model Number Laminate - VST Veneer - VSV

- ② Worksurface Material (see page [VI3](#))
 - a.) TFL
 - b.) HPL
- ③ Laminate Color (see page [VI3](#))
 - a.) Worksurface Color
 - b.) Chassis Color
 - c.) Drawer Color
- ② Finish Color (see page [VI1](#))

- ④ Edge Profile (see page [VI4](#))
- ⑤ Pull Style and Color (see page [VI5](#))
- ⑥ Optional Grommet Location & Color (see page [VI6](#))
- ⑦ Other Product Options (see page [VI10](#))
- ⑧ Accessories (see page [VS314](#))
- ⑨ Power and Data Options (see page [VS324](#))

Description	D	W	H	CTN WT	CU FT	① Model	TFL Laminate	HPL Laminate	Essentials Veneer	Artisan Veneer
 <p>left shown</p>	24	84	29 ½	256	42	VST2484LRC	\$2,410	\$2,545		
	24	84	29 ½	256	42	VSV2484LRC			\$3,463	\$3,821
	24	84	29 ½	256	42	VST2484LLC	\$2,410	\$2,545		
	24	84	29 ½	256	42	VSV2484LLC			\$3,463	\$3,821
	24	78	29 ½	244	39	VST2478LRC	\$2,313	\$2,442		
	24	78	29 ½	244	39	VSV2478LRC			\$3,325	\$3,665
	24	78	29 ½	244	39	VST2478LLC	\$2,313	\$2,442		
	24	78	29 ½	244	39	VSV2478LLC			\$3,325	\$3,665
	24	72	29 ½	232	36	VST2472LRC	\$2,220	\$2,342		
	24	72	29 ½	232	36	VSV2472LRC			\$3,191	\$3,520
	24	72	29 ½	232	36	VST2472LLC	\$2,220	\$2,342		
	24	72	29 ½	232	36	VSV2472LLC			\$3,191	\$3,520
	20	84	29 ½	245	36	VST2084LRC	\$2,312	\$2,440		
	20	84	29 ½	245	36	VSV2084LRC			\$3,319	\$3,662
	20	84	29 ½	245	36	VST2084LLC	\$2,312	\$2,440		
	20	84	29 ½	245	36	VSV2084LLC			\$3,319	\$3,662
	20	78	29 ½	233	33	VST2078LRC	\$2,216	\$2,340		
	20	78	29 ½	233	33	VSV2078LRC			\$3,187	\$3,516
	20	78	29 ½	233	33	VST2078LLC	\$2,216	\$2,340		
	20	78	29 ½	233	33	VSV2078LLC			\$3,187	\$3,516
	20	72	29 ½	221	31	VST2072LRC	\$2,127	\$2,246		
	20	72	29 ½	221	31	VSV2072LRC			\$3,063	\$3,379
	20	72	29 ½	221	31	VST2072LLC	\$2,127	\$2,246		
	20	72	29 ½	221	31	VSV2072LLC			\$3,063	\$3,379

- top edge profile on user side
- top grommet available, specify location, and add \$58 list each
- chassis grommets available, specify and add \$108 list
- 36" w lateral file
- locking available, specify and add \$125 list
- optional 10" modesty panel available in place of full modesty, add and specify color

Description	D	W	H	CTN WT	CU FT	① Model	TFL Laminate	HPL Laminate	Essentials Veneer	Artisan Veneer
 <p>left shown</p>	24	84	29½	260	42	VST2484MRC	\$2,537	\$2,672		
	24	84	29½	260	42	VSV2484MRC			\$4,053	\$4,467
	24	84	29½	260	42	VST2484MLC	\$2,537	\$2,672		
	24	84	29½	260	42	VSV2484MLC			\$4,053	\$4,467
	24	78	29½	248	39	VST2478MRC	\$2,434	\$2,565		
	24	78	29½	248	39	VSV2478MRC			\$3,891	\$4,293
	24	78	29½	248	39	VST2478MLC	\$2,434	\$2,565		
	24	78	29½	248	39	VSV2478MLC			\$3,891	\$4,293
	24	72	29½	235	36	VST2472MRC	\$2,336	\$2,463		
	24	72	29½	235	36	VSV2472MRC			\$3,737	\$4,124
	24	72	29½	235	36	VST2472MLC	\$2,336	\$2,463		
	24	72	29½	235	36	VSV2472MLC			\$3,737	\$4,124
	20	84	29½	249	36	VST2084MRC	\$2,433	\$2,564		
	20	84	29½	249	36	VSV2084MRC			\$3,888	\$4,287
	20	84	29½	249	36	VST2084MLC	\$2,433	\$2,564		
	20	84	29½	249	36	VSV2084MLC			\$3,888	\$4,287
	20	78	29½	237	33	VST2078MRC	\$2,334	\$2,459		
	20	78	29½	237	33	VSV2078MRC			\$3,733	\$4,117
	20	78	29½	237	33	VST2078MLC	\$2,334	\$2,459		
	20	78	29½	237	33	VSV2078MLC			\$3,733	\$4,117
	20	72	29½	225	31	VST2072MRC	\$2,239	\$2,362		
	20	72	29½	225	31	VSV2072MRC			\$3,585	\$3,952
	20	72	29½	225	31	VST2072MLC	\$2,239	\$2,362		
	20	72	29½	225	31	VSV2072MLC			\$3,585	\$3,952

- top edge profile on user side
- top grommet available, specify location, and add \$58 list each
- chassis grommets available, specify and add \$108 list
- 30"width multi-file
- locking available, specify and add \$125 list
- optional 10"modesty panel available in place of full modesty, add and specify color

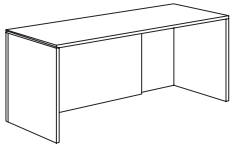
To Order, Specify:

① Model Number Laminate - VST Veneer - VSV

- ② Worksurface Material (see page VI3)
 - a.) TFL
 - b.) HPL
- ③ Laminate Color (see page VI3)
 - a.) Worksurface Color
 - b.) Chassis Color
 - c.) Drawer Color
- ② Finish Color (see page VI1)

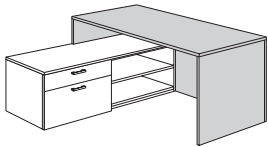
- ④ Edge Profile (see page VI4)
- ⑤ Pull Style and Color (see page VI5)
- ⑥ Optional Grommet Location & Color (see page VI6)
- ⑦ Other Product Options (see page VI10)
- ⑧ Accessories (see page VS314)
- ⑨ Power and Data Options (see page VS324)

Description	D	W	H	CTN WT	CU FT	① Model	TFL Laminate	HPL Laminate	Essentials Veneer	Artisan Veneer
Shell Credenza	24	72	29 1/2	159	36	VST2472SHD	\$1,420	\$1,493		
	24	72	29 1/2	159	36	VSV2472SHD			\$2,255	\$2,479
	24	66	29 1/2	153	33	VST2466SHD	\$1,337	\$1,407		
	24	66	29 1/2	153	33	VSV2466SHD			\$2,123	\$2,339



- top edge profile on user side
- top grommet available, specify location, and add \$58 list each
- chassis grommets available, specify and add \$108 list
- modular pedestals available; see pages VS126-VS131
- use 20"d pedestals with 24"d shell
- adding modular pedestals could block grommets

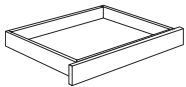
Description	D	W	H	CTN WT	CU FT	① Model	TFL Laminate	HPL Laminate	Essentials Veneer	Artisan Veneer
Bench Height Supported Shell Credenza	24	72	29 1/2	157	36	VSTB2472SHBR	\$1,420	\$1,493		
	24	72	29 1/2	157	36	VSVB2472SHBR			\$2,255	\$2,479
	24	72	29 1/2	157	36	VSTB2472SHBL	\$1,420	\$1,493		
	24	72	29 1/2	157	36	VSVB2472SHBL			\$2,255	\$2,479
	24	66	29 1/2	151	33	VSTB2466SHBR	\$1,337	\$1,407		
	24	66	29 1/2	151	33	VSVB2466SHBR			\$2,123	\$2,339
	24	66	29 1/2	151	33	VSTB2466SHBL	\$1,337	\$1,407		
	24	66	29 1/2	151	33	VSVB2466SHBL			\$2,123	\$2,339




right shown

- must be attached to bench height cabinet & top, see pages VS132-VS134
- top grommet available, specify location, and add \$58 list each
- chassis grommet available specify and add \$56 list
- long grain direction for 66" and 72"w laminate worksurface
- edge profile on user side


Description	D	W	H	CTN WT	CU FT	① Model	Laminate	Essentials Veneer	Artisan Veneer
Center Drawer	17 1/4	27	2 1/2	12	2	VST1825CD	\$428		
	17 1/4	27	2 1/2	12	2	VSV1825CD		\$450	\$505



- use on all 24"d returns, bridges or credenzas with the exception of a lateral file or multi-file
- use on all 20"d returns, bridges or credenzas with the exception of a lateral file or multi-file without a center grommet
- interior dimensions 22 3/4"w x 15 1/2"d x 2 1/8"h
- drawer front 27"w
- field installed
- locking not available
- mounts to bottom of worksurface
- available on any double or single pedestal desk, not available on height adjustable, cockpit or peninsula desks

Description	D	W	H	CTN WT	CU FT	① Model	TFL Laminate	HPL Laminate	Essentials Veneer	Artisan Veneer
72" w Buffet Credenza 	24	72	35 1/2	316	43	VST2472BSC	\$3,597	\$3,787		
	24	72	35 1/2	316	43	VSV2472BSC			\$6,066	\$6,675
	20	72	35 1/2	291	31	VST2072BSC	\$3,455	\$3,636		
	20	72	35 1/2	291	31	VSV2072BSC			\$5,825	\$6,407

- four door credenza
- four box drawers above doors
- top edge profile on user side
- top grommet available, specify location, and add \$58 list each
- chassis grommets available, specify and add \$108 list
- adjustable shelf in storage cabinets
- locking not available

36" w Buffet Credenza 	24	36	35 1/2	167	22	VST2436BSC	\$2,386	\$2,509		
	24	36	35 1/2	167	22	VSV2436BSC			\$4,350	\$4,783
	20	36	35 1/2	155	16	VST2036BSC	\$2,290	\$2,409		
	20	36	35 1/2	155	16	VSV2036BSC			\$4,176	\$4,592

- two door credenza
- two box drawers above doors
- top edge profile on user side
- top grommet available, specify location, and add \$58 list each
- chassis grommets available, specify and add \$108 list
- adjustable shelf in storage cabinet
- locking not available


To Order, Specify:

① Model Number Laminate - VST Veneer - VSV

- ② Worksurface Material (see page [VI3](#))
 - a.) TFL
 - b.) HPL
- ③ Laminate Color (see page [VI3](#))
 - a.) Worksurface Color
 - b.) Chassis Color
 - c.) Drawer Color


- ④ Edge Profile (see page [VI4](#))
- ⑤ Pull Style and Color (see page [VI5](#))
- ⑥ Optional Grommet Location & Color (see page [VI6](#))
- ⑦ Other Product Options (see page [VI10](#))
- ⑧ Accessories (see page [VS314](#))
- ⑨ Power and Data Options (see page [VS324](#))

Description	D	W	H	CTN WT	CU FT	① Model	TFL Laminate	HPL Laminate	Essentials Veneer	Artisan Veneer
Buffet Credenza - Flat Screen Support	24	72	35 ½	316	43	VST2472BSCT	\$4,221	\$4,352		
	24	72	35 ½	316	43	VSV2472BSCT			\$6,808	\$7,492
	20	72	35 ½	291	31	VST2072BSCT	\$4,078	\$4,205		
	20	72	35 ½	291	31	VSV2072BSCT			\$6,566	\$7,222



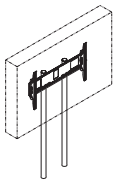
- four door credenza
- four box drawers above doors
- top edge profile on user side
- chassis grommet available, specify and add \$108 list
- adjustable shelf in storage cabinets
- locking doors and drawers not available
- flat screen mounting grommets in top
- back panel includes cord exit grommets
- flat screen mounting frame sold separately, see below

Buffet Credenza - Flat Screen Support	24	36	35 ½	167	22	VST2436BSCT	\$2,981	\$3,073		
	24	36	35 ½	167	22	VSV2436BSCT			\$5,089	\$5,599
	20	36	35 ½	155	16	VST2036BSCT	\$2,888	\$2,976		
	20	36	35 ½	155	16	VSV2036BSCT			\$4,918	\$5,409



- two door credenza
- two box drawers above doors
- top edge profile on user side
- chassis grommet available, specify and add \$108 list
- adjustable shelf in storage cabinet
- locking doors and drawers not available
- flat screen mounting grommets in top
- back panel includes cord exit grommets
- flat screen mounting frame sold separately, see below

Description	D	W	H	CTN WT	CU FT	① Model	List Price
Flat Screen Mounting Frame	2	14	55	35	4	FSTV	\$1,895



- round 2" tube frame with cable management to inside of credenza
- mounting bracket for TV provided
- available in black (B) or silver (S)
- TV not included
- TV dimension not to exceed 70"w x 38"h to allow proper mounting clearance
- coordinates with VST2472BSCT and VST2436BSCT

Description	D	W	H	CTN WT	CU FT	① Model	TFL Laminate	HPL Laminate	Essentials Veneer	Artisan Veneer
Modular Bow Front Desk Top	42	72	1 ³ / ₁₆	130	12	VST4272BMCT	\$930	\$1,070		
	42	72	1 ³ / ₁₆	130	12	VSV4272BMCT			\$1,929	\$2,122
	36	72	1 ³ / ₁₆	110	9	VST3672BMCT	\$837	\$964		
	36	72	1 ³ / ₁₆	110	9	VSV3672BMCT			\$1,736	\$1,910

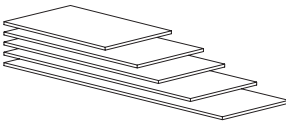


- top edge profile on user and approach sides
- top grommet available, specify location, and add \$58 list each
- long grain direction


To Order, Specify:

① Model Number Laminate - VST Veneer - VSV

- | | | |
|---|--|---|
| <p>② Worksurface Material (see page V13)</p> <ul style="list-style-type: none"> a.) TFL b.) HPL <p>③ Laminate Color (see page V13)</p> <ul style="list-style-type: none"> a.) Worksurface Color b.) Chassis Color c.) Drawer Color | <p>② Finish Color (see page V11)</p> | <p>④ Edge Profile (see page V14)</p> <p>⑤ Pull Style and Color (see page V15)</p> <p>⑥ Optional Grommet Location & Color (see page V16)</p> <p>⑦ Other Product Options (see page V110)</p> <p>⑧ Accessories (see page VS314)</p> <p>⑨ Power and Data Options (see page VS324)</p> |
|---|--|---|

Description	D	W	H	CTN WT	CU FT	① Model	TFL Laminate	HPL Laminate	Essentials Veneer	Artisan Veneer
Modular Rectangular Desk Top 	36	84	1 3/16	137	11	VST3684MCT	\$930	\$1,070		
	36	84	1 3/16	137	11	VSV3684MCT			\$1,929	\$2,122
	36	78	1 3/16	127	10	VST3678MCT	\$837	\$964		
	36	78	1 3/16	127	10	VSV3678MCT			\$1,736	\$1,910
	36	72	1 3/16	117	9	VST3672MCT	\$693	\$991		
	36	72	1 3/16	117	9	VSV3672MCT			\$1,507	\$1,659
	36	66	1 3/16	108	9	VST3666MCT	\$651	\$873		
	36	66	1 3/16	108	9	VSV3666MCT			\$1,383	\$1,522
	30	84	1 3/16	116	10	VST3084MCT	\$720	\$982		
	30	84	1 3/16	116	10	VSV3084MCT			\$1,534	\$1,690
	30	78	1 3/16	107	9	VST3078MCT	\$670	\$925		
	30	78	1 3/16	107	9	VSV3078MCT			\$1,428	\$1,570
	30	72	1 3/16	98	8	VST3072MCT	\$618	\$855		
	30	72	1 3/16	98	8	VSV3072MCT			\$1,320	\$1,453
	30	66	1 3/16	90	7	VST3066MCT	\$567	\$748		
	30	66	1 3/16	90	7	VSV3066MCT			\$1,212	\$1,333
	30	60	1 3/16	82	7	VST3060MCT	\$522	\$668		
	30	60	1 3/16	82	7	VSV3060MCT			\$1,102	\$1,212
	30	54	1 3/16	74	6	VST3054MCT	\$471	\$608		
	30	54	1 3/16	74	6	VSV3054MCT			\$990	\$1,090
30	48	1 3/16	65	5	VST3048MCT	\$422	\$544			
30	48	1 3/16	65	5	VSV3048MCT			\$881	\$970	
30	42	1 3/16	57	4	VST3042MCT	\$372	\$485			
30	42	1 3/16	57	4	VSV3042MCT			\$770	\$846	

- top edge profile on user and approach sides
- top grommet available, specify location, and add \$58 list each
- long grain direction

Description	D	W	H	CTN WT	CU FT	① Model	TFL Laminate	HPL Laminate	Essentials Veneer	Artisan Veneer
Modular Soft Rectangular Desk Top 	36	84	1 3/16	111	8	VST3684RRDT	\$1,036	\$1,181		
	36	84	1 3/16	111	8	VSV3684RRDT			\$2,041	\$2,243
	36	78	1 3/16	102	8	VST3678RRDT	\$964	\$1,095		
	36	78	1 3/16	102	8	VSV3678RRDT			\$1,896	\$2,086
	36	72	1 3/16	94	7	VST3672RRDT	\$889	\$1,011		
	36	72	1 3/16	94	7	VSV3672RRDT			\$1,748	\$1,925
	36	66	1 3/16	86	6	VST3666RRDT	\$815	\$929		
	36	66	1 3/16	86	6	VSV3666RRDT			\$1,603	\$1,764
	36	60	1 3/16	77	6	VST3660RRDT	\$741	\$843		
	36	60	1 3/16	77	6	VSV3660RRDT			\$1,459	\$1,603
	30	84	1 3/16	92	7	VST3084RRDT	\$865	\$983		
	30	84	1 3/16	92	7	VSV3084RRDT			\$1,702	\$1,872
	30	78	1 3/16	85	6	VST3078RRDT	\$802	\$915		
	30	78	1 3/16	85	6	VSV3078RRDT			\$1,578	\$1,738
	30	72	1 3/16	78	6	VST3072RRDT	\$741	\$843		
	30	72	1 3/16	78	6	VSV3072RRDT			\$1,459	\$1,603
	30	66	1 3/16	71	6	VST3066RRDT	\$679	\$775		
	30	66	1 3/16	71	6	VSV3066RRDT			\$1,337	\$1,471
	30	60	1 3/16	64	5	VST3060RRDT	\$618	\$705		
	30	60	1 3/16	64	5	VSV3060RRDT			\$1,217	\$1,338

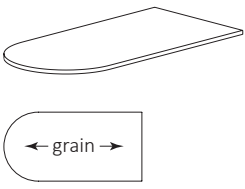
- top edge profile on user and approach sides
- top grommet available, specify location, and add \$58 list each
- long grain direction

To Order, Specify:

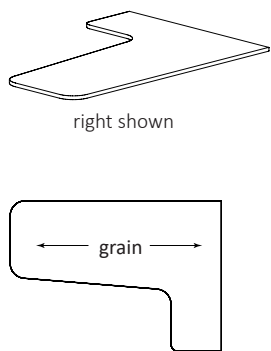
① Model Number Laminate - VST Veneer - VSV

- ② Worksurface Material (see page [V13](#))
 - a.) TFL
 - b.) HPL
- ③ Laminate Color (see page [V13](#))
 - a.) Worksurface Color
 - b.) Chassis Color
 - c.) Drawer Color
- ② Finish Color (see page [V11](#))

- ④ Edge Profile (see page [V14](#))
- ⑤ Pull Style and Color (see page [V15](#))
- ⑥ Optional Grommet Location & Color (see page [V16](#))
- ⑦ Other Product Options (see page [V110](#))
- ⑧ Accessories (see page [VS314](#))
- ⑨ Power and Data Options (see page [VS324](#))

Description	D	W	H	CTN WT	CU FT	① Model	TFL Laminate	HPL Laminate	Essentials Veneer	Artisan Veneer
Modular Bullet Desk Top 	36	84	1 3/16	137	12	VST3684MBULT	\$985	\$1,122		
	36	84	1 3/16	137	12	VSV3684MBULT			\$1,942	\$2,134
	36	78	1 3/16	127	11	VST3678MBULT	\$916	\$1,042		
	36	78	1 3/16	127	11	VSV3678MBULT			\$1,805	\$1,980
	36	72	1 3/16	117	10	VST3672MBULT	\$845	\$964		
	36	72	1 3/16	117	10	VSV3672MBULT			\$1,666	\$1,830
	30	72	1 3/16	98	9	VST3072MBULT	\$706	\$802		
	30	72	1 3/16	98	9	VSV3072MBULT			\$1,388	\$1,525
	30	66	1 3/16	90	8	VST3066MBULT	\$648	\$738		
	30	66	1 3/16	90	8	VSV3066MBULT			\$1,274	\$1,398
	24	60	1 3/16	65	6	VST2460MBULT	\$471	\$535		
	24	60	1 3/16	65	6	VSV2460MBULT			\$927	\$1,017
	24	48	1 3/16	52	5	VST2448MBULT	\$379	\$431		
	24	48	1 3/16	52	5	VSV2448MBULT			\$742	\$815

- top edge profile on three open sides
 - top grommet available, specify location, and add \$58 list each
 - long grain direction
 - supports located on pages VS161-VS163
- Note: truss and torii base not compatible with models wider than 72"

Description	D	W	H	CTN WT	CU FT	① Model	TFL Laminate	HPL Laminate	Essentials Veneer	Artisan Veneer
	60	84	1 ³ / ₁₆	118	13	VST6084SWPRT	\$1,724	\$1,964		
	60	84	1 ³ / ₁₆	118	13	VSV6084SWPRT			\$3,397	\$3,736
	60	84	1 ³ / ₁₆	118	13	VST6084SWPLT	\$1,724	\$1,964		
	60	84	1 ³ / ₁₆	118	13	VSV6084SWPLT			\$3,397	\$3,736
	60	78	1 ³ / ₁₆	111	12	VST6078SWPRT	\$1,601	\$1,824		
	60	78	1 ³ / ₁₆	111	12	VSV6078SWPRT			\$3,155	\$3,472
	60	78	1 ³ / ₁₆	111	12	VST6078SWPLT	\$1,601	\$1,824		
	60	78	1 ³ / ₁₆	111	12	VSV6078SWPLT			\$3,155	\$3,472
	60	72	1 ³ / ₁₆	104	11	VST6072SWPRT	\$1,479	\$1,684		
	60	72	1 ³ / ₁₆	104	11	VSV6072SWPRT			\$2,913	\$3,204
	60	72	1 ³ / ₁₆	104	11	VST6072SWPLT	\$1,479	\$1,684		
	60	72	1 ³ / ₁₆	104	11	VSV6072SWPLT			\$2,913	\$3,204
	60	66	1 ³ / ₁₆	97	10	VST6066SWPRT	\$1,355	\$1,544		
	60	66	1 ³ / ₁₆	97	10	VSV6066SWPRT			\$2,669	\$2,938
	60	66	1 ³ / ₁₆	97	10	VST6066SWPLT	\$1,355	\$1,544		
	60	66	1 ³ / ₁₆	97	10	VSV6066SWPLT			\$2,669	\$2,938
	60	60	1 ³ / ₁₆	90	9	VST6060SWPRT	\$1,231	\$1,404		
	60	60	1 ³ / ₁₆	90	9	VSV6060SWPRT			\$2,427	\$2,669
	60	60	1 ³ / ₁₆	90	9	VST6060SWPLT	\$1,231	\$1,404		
	60	60	1 ³ / ₁₆	90	9	VSV6060SWPLT			\$2,427	\$2,669


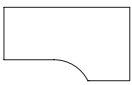

- top does not attach to other tops
- top grommet available, specify location, and add \$58 list each

To Order, Specify:

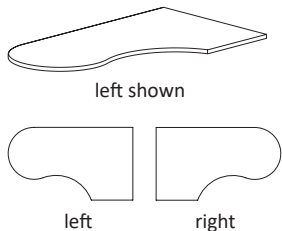
① Model Number Laminate - VST Veneer - VSV

- ② Worksurface Material (see page [VI3](#))
 - a.) TFL
 - b.) HPL
- ③ Laminate Color (see page [VI3](#))
 - a.) Worksurface Color
 - b.) Chassis Color
 - c.) Drawer Color
- ② Finish Color (see page [VI1](#))

- ④ Edge Profile (see page [VI4](#))
- ⑤ Pull Style and Color (see page [VI5](#))
- ⑥ Optional Grommet Location & Color (see page [VI6](#))
- ⑦ Other Product Options (see page [VI10](#))
- ⑧ Accessories (see page [VS314](#))
- ⑨ Power and Data Options (see page [VS324](#))

Description	D	W	H	CTN WT	CU FT	① Model	TFL Laminate	HPL Laminate	Essentials Veneer	Artisan Veneer
Modular Extended Corner Desk Top  left shown  left  right	48	72	1 3/16	130	13	VST4872MCDT24R	\$1,127	\$1,283		
	48	72	1 3/16	130	13	VSV4872MCDT24R			\$2,218	\$2,436
	48	72	1 3/16	130	13	VST4872MCDT24L	\$1,127	\$1,283		
	48	72	1 3/16	130	13	VSV4872MCDT24L			\$2,218	\$2,436
	42	72	1 3/16	111	12	VST4272MCDT24R	\$985	\$1,122		
	42	72	1 3/16	111	12	VSV4272MCDT24R			\$1,942	\$2,134
	42	72	1 3/16	111	12	VST4272MCDT24L	\$985	\$1,122		
	42	72	1 3/16	111	12	VSV4272MCDT24L			\$1,942	\$2,134
	48	66	1 3/16	120	12	VST4866MCDT24R	\$1,034	\$1,175		
	48	66	1 3/16	120	12	VSV4866MCDT24R			\$2,034	\$2,235
	48	66	1 3/16	120	12	VST4866MCDT24L	\$1,034	\$1,175		
	48	66	1 3/16	120	12	VSV4866MCDT24L			\$2,034	\$2,235
	42	66	1 3/16	103	11	VST4266MCDT24R	\$904	\$1,030		
	42	66	1 3/16	103	11	VSV4266MCDT24R			\$1,781	\$1,957
	42	66	1 3/16	103	11	VST4266MCDT24L	\$904	\$1,030		
	42	66	1 3/16	103	11	VSV4266MCDT24L			\$1,781	\$1,957

- top edge profile on three open sides
- top grommet available, specify location, and add \$58 list each
- long grain direction
- supports located on pages VS161-VS163

Description	D	W	H	CTN WT	CU FT	① Model	TFL Laminate	HPL Laminate	Essentials Veneer	Artisan Veneer
Modular Extended Corner Bullet Desk Top 	48	72	1 ³ / ₁₆	130	13	VST4872MCBT24R	\$1,127	\$1,283		
	48	72	1 ³ / ₁₆	130	13	VSV4872MCBT24R			\$2,218	\$2,436
	48	72	1 ³ / ₁₆	130	13	VST4872MCBT24L	\$1,127	\$1,283		
	48	72	1 ³ / ₁₆	130	13	VSV4872MCBT24L			\$2,218	\$2,436
	42	72	1 ³ / ₁₆	111	12	VST4272MCBT24R	\$985	\$1,122		
	42	72	1 ³ / ₁₆	111	12	VSV4272MCBT24R			\$1,942	\$2,134
	42	72	1 ³ / ₁₆	111	12	VST4272MCBT24L	\$985	\$1,122		
	42	72	1 ³ / ₁₆	111	12	VSV4272MCBT24L			\$1,942	\$2,134
	42	66	1 ³ / ₁₆	103	11	VST4266MCBT24R	\$904	\$1,030		
	42	66	1 ³ / ₁₆	103	11	VSV4266MCBT24R			\$1,781	\$1,957
	42	66	1 ³ / ₁₆	103	11	VST4266MCBT24L	\$904	\$1,030		
	42	66	1 ³ / ₁₆	103	11	VSV4266MCBT24L			\$1,781	\$1,957


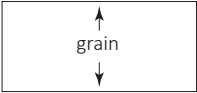
- top edge profile on three open sides
- top grommet available, specify location, and add \$58 list each
- long grain direction
- supports located on pages VS161-VS163

To Order, Specify:

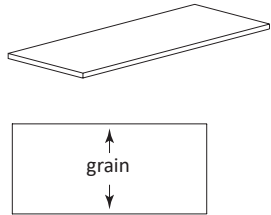
① Model Number Laminate - VST Veneer - VSV

- ② Worksurface Material (see page [V13](#))
 - a.) TFL
 - b.) HPL
- ③ Laminate Color (see page [V13](#))
 - a.) Worksurface Color
 - b.) Chassis Color
 - c.) Drawer Color
- ② Finish Color (see page [V11](#))

- ④ Edge Profile (see page [V14](#))
- ⑤ Pull Style and Color (see page [V15](#))
- ⑥ Optional Grommet Location & Color (see page [V16](#))
- ⑦ Other Product Options (see page [V110](#))
- ⑧ Accessories (see page [VS314](#))
- ⑨ Power and Data Options (see page [VS324](#))

Description	D	W	H	CTN WT	CU FT	① Model	TFL Laminate	HPL Laminate	Essentials Veneer	Artisan Veneer
24"d Modular Return/ Bridge Top  	24	84	1 3/16	91	8	VST8424MCT	\$583	\$752		
	24	84	1 3/16	91	8	VSV8424MCT			\$1,132	\$1,246
	24	78	1 3/16	85	7	VST7824MCT	\$543	\$700		
	24	78	1 3/16	85	7	VSV7824MCT			\$1,072	\$1,177
	24	72	1 3/16	79	6	VST7224MCT	\$503	\$646		
	24	72	1 3/16	79	6	VSV7224MCT			\$959	\$1,055
	24	66	1 3/16	73	5	VST6624MCT	\$463	\$594		
	24	66	1 3/16	73	5	VSV6624MCT			\$917	\$1,010
	24	60	1 3/16	65	6	VST6024MCT	\$421	\$539		
	24	60	1 3/16	65	6	VSV6024MCT			\$836	\$918
	24	54	1 3/16	59	6	VST5424MCT	\$381	\$488		
	24	54	1 3/16	59	6	VSV5424MCT			\$821	\$903
	24	48	1 3/16	52	5	VST4824MCT	\$354	\$446		
	24	48	1 3/16	52	5	VSV4824MCT			\$667	\$733
	24	42	1 3/16	46	4	VST4224MCT	\$334	\$424		
	24	42	1 3/16	46	4	VSV4224MCT			\$606	\$667
	24	36	1 3/16	39	4	VST3624MCT	\$312	\$401		
	24	36	1 3/16	39	4	VSV3624MCT			\$543	\$600

- top edge profile on user side
- top grommet available, specify location, and add \$58 list each
- short grain direction
- laminate 66" - 84" will have grain running the width

Description	D	W	H	CTN WT	CU FT	① Model	TFL Laminate	HPL Laminate	Essentials Veneer	Artisan Veneer
20"d Modular Return/Bridge Top 	20	84	1 ³ / ₁₆	76	7	VST8420MCT	\$519	\$693		
	20	84	1 ³ / ₁₆	76	7	VSV8420MCT			\$1,033	\$1,136
	20	78	1 ³ / ₁₆	71	6	VST7820MCT	\$483	\$646		
	20	78	1 ³ / ₁₆	71	6	VSV7820MCT			\$963	\$1,058
	20	72	1 ³ / ₁₆	65	6	VST7220MCT	\$445	\$597		
	20	72	1 ³ / ₁₆	65	6	VSV7220MCT			\$887	\$976
	20	66	1 ³ / ₁₆	59	5	VST6620MCT	\$409	\$544		
	20	66	1 ³ / ₁₆	59	5	VSV6620MCT			\$813	\$895
	20	60	1 ³ / ₁₆	55	5	VST6020MCT	\$372	\$495		
	20	60	1 ³ / ₁₆	55	5	VSV6020MCT			\$740	\$814
	20	54	1 ³ / ₁₆	49	5	VST5420MCT	\$338	\$449		
	20	54	1 ³ / ₁₆	49	5	VSV5420MCT			\$669	\$738
	20	48	1 ³ / ₁₆	44	4	VST4820MCT	\$312	\$428		
	20	48	1 ³ / ₁₆	44	4	VSV4820MCT			\$629	\$693
	20	42	1 ³ / ₁₆	38	4	VST4220MCT	\$297	\$391		
	20	42	1 ³ / ₁₆	38	4	VSV4220MCT			\$573	\$630
	20	36	1 ³ / ₁₆	33	3	VST3620MCT	\$277	\$371		
20	36	1 ³ / ₁₆	33	3	VSV3620MCT			\$543	\$600	

- top edge profile on user side
- top grommet available, specify location, and add \$58 list each
- short grain direction
- laminate 66"- 84" will have grain running the width

To Order, Specify:

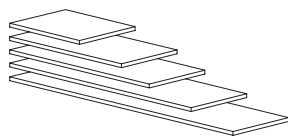
① Model Number Laminate - VST Veneer - VSV

- ② Worksurface Material (see page [V13](#))
 - a.) TFL
 - b.) HPL
- ③ Laminate Color (see page [V13](#))
 - a.) Worksurface Color
 - b.) Chassis Color
 - c.) Drawer Color
- ② Finish Color (see page [V11](#))

- ④ Edge Profile (see page [V14](#))
- ⑤ Pull Style and Color (see page [V15](#))
- ⑥ Optional Grommet Location & Color (see page [V16](#))
- ⑦ Other Product Options (see page [V110](#))
- ⑧ Accessories (see page [VS314](#))
- ⑨ Power and Data Options (see page [VS324](#))

Description	D	W	H	CTN WT	CU FT	① Model	TFL Laminate	HPL Laminate	Essentials Veneer	Artisan Veneer
	24	108	1 3/16	117	10	VST24108MCT	\$795	\$1,010		
	24	108	1 3/16	117	10	VSV24108MCT			\$1,529	\$1,682
	24	102	1 3/16	111	10	VST24102MCT	\$753	\$956		
	24	102	1 3/16	111	10	VSV24102MCT			\$1,447	\$1,593
	24	96	1 3/16	104	9	VST2496MCT	\$708	\$898		
	24	96	1 3/16	104	9	VSV2496MCT			\$1,360	\$1,497
	24	90	1 3/16	98	9	VST2490MCT	\$638	\$808		
	24	90	1 3/16	98	9	VSV2490MCT			\$1,225	\$1,347
	24	84	1 3/16	91	8	VST2484MCT	\$583	\$752		
	24	84	1 3/16	91	8	VSV2484MCT			\$1,132	\$1,246
	24	78	1 3/16	85	8	VST2478MCT	\$543	\$700		
	24	78	1 3/16	85	8	VSV2478MCT			\$1,072	\$1,177
	24	72	1 3/16	78	7	VST2472MCT	\$503	\$646		
	24	72	1 3/16	78	7	VSV2472MCT			\$959	\$1,055
	24	66	1 3/16	72	7	VST2466MCT	\$463	\$594		
	24	66	1 3/16	72	7	VSV2466MCT			\$917	\$1,010
	24	60	1 3/16	65	6	VST2460MCT	\$421	\$539		
	24	60	1 3/16	65	6	VSV2460MCT			\$836	\$918
	24	54	1 3/16	59	6	VST2454MCT	\$381	\$488		
	24	54	1 3/16	59	6	VSV2454MCT			\$821	\$903
	24	48	1 3/16	52	5	VST2448MCT	\$354	\$446		
	24	48	1 3/16	52	5	VSV2448MCT			\$667	\$733
	24	42	1 3/16	46	4	VST2442MCT	\$342	\$435		
	24	42	1 3/16	46	4	VSV2442MCT			\$637	\$700
	24	36	1 3/16	39	4	VST2436MCT	\$334	\$424		
	24	36	1 3/16	39	4	VSV2436MCT			\$606	\$667
	24	30	1 3/16	33	3	VST2430MCT	\$312	\$401		
	24	30	1 3/16	33	3	VSV2430MCT			\$543	\$600

- top edge profile on user side
- top grommet available, specify location, and add \$58 list each
- long grain direction

Description	D	W	H	CTN WT	CU FT	① Model	TFL Laminate	HPL Laminate	Essentials Veneer	Artisan Veneer
	20	108	1 3/16	98	9	VST20108MCT	\$705	\$931		
	20	108	1 3/16	98	9	VSV20108MCT			\$1,387	\$1,526
	20	102	1 3/16	93	8	VST20102MCT	\$668	\$881		
	20	102	1 3/16	93	8	VSV20102MCT			\$1,312	\$1,444
	20	96	1 3/16	87	8	VST2096MCT	\$628	\$828		
	20	96	1 3/16	87	8	VSV2096MCT			\$1,234	\$1,356
	20	90	1 3/16	82	8	VST2090MCT	\$566	\$745		
	20	90	1 3/16	82	8	VSV2090MCT			\$1,110	\$1,222
	20	84	1 3/16	76	7	VST2084MCT	\$519	\$693		
	20	84	1 3/16	76	7	VSV2084MCT			\$1,033	\$1,136
	20	78	1 3/16	71	7	VST2078MCT	\$483	\$646		
	20	78	1 3/16	71	7	VSV2078MCT			\$963	\$1,058
	20	72	1 3/16	65	6	VST2072MCT	\$445	\$597		
	20	72	1 3/16	65	6	VSV2072MCT			\$887	\$976
	20	66	1 3/16	60	6	VST2066MCT	\$409	\$544		
	20	66	1 3/16	60	6	VSV2066MCT			\$813	\$895
	20	60	1 3/16	55	5	VST2060MCT	\$372	\$495		
	20	60	1 3/16	55	5	VSV2060MCT			\$740	\$814
	20	54	1 3/16	49	5	VST2054MCT	\$338	\$449		
	20	54	1 3/16	49	5	VSV2054MCT			\$669	\$738
20	48	1 3/16	44	4	VST2048MCT	\$312	\$428			
20	48	1 3/16	44	4	VSV2048MCT			\$629	\$693	
20	42	1 3/16	38	4	VST2042MCT	\$303	\$414			
20	42	1 3/16	38	4	VSV2042MCT			\$602	\$661	
20	36	1 3/16	33	3	VST2036MCT	\$297	\$391			
20	36	1 3/16	33	3	VSV2036MCT			\$573	\$630	
20	30	1 3/16	28	3	VST2030MCT	\$277	\$371			
20	30	1 3/16	28	3	VSV2030MCT			\$543	\$600	


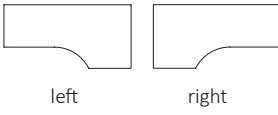
- top edge profile on user side
- top grommet available, specify location, and add \$58 list each
- long grain direction

To Order, Specify:


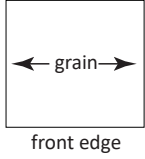
① Model Number Laminate - VST Veneer - VSV

- ② Worksurface Material (see page [V13](#))
 - a.) TFL
 - b.) HPL
- ③ Laminate Color (see page [V13](#))
 - a.) Worksurface Color
 - b.) Chassis Color
 - c.) Drawer Color
- ④ Finish Color (see page [V11](#))

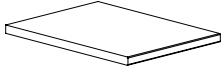
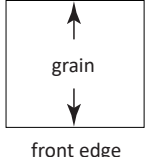
- ④ Edge Profile (see page [V14](#))
- ⑤ Pull Style and Color (see page [V15](#))
- ⑥ Optional Grommet Location & Color (see page [V16](#))
- ⑦ Other Product Options (see page [V110](#))
- ⑧ Accessories (see page [VS314](#))
- ⑨ Power and Data Options (see page [VS324](#))

Description	D	W	H	CTN WT	CU FT	① Model	TFL Laminate	HPL Laminate	Essentials Veneer	Artisan Veneer
Modular Extended Corner Credenza Top	36	96	1 3/16	117	13	VST3696MCCT24R	\$1,127	\$1,283		
	36	96	1 3/16	117	13	VSV3696MCCT24R			\$2,218	\$2,436
 left shown	36	96	1 3/16	117	13	VST3696MCCT24L	\$1,127	\$1,283		
	36	96	1 3/16	117	13	VSV3696MCCT24L			\$2,218	\$2,436
 left right	36	90	1 3/16	111	13	VST3690MCCT24R	\$1,056	\$1,203		
	36	90	1 3/16	111	13	VSV3690MCCT24R			\$2,080	\$2,286
	36	90	1 3/16	111	13	VST3690MCCT24L	\$1,056	\$1,203		
	36	90	1 3/16	111	13	VSV3690MCCT24L			\$2,080	\$2,286
	36	84	1 3/16	104	12	VST3684MCCT24R	\$985	\$1,122		
	36	84	1 3/16	104	12	VSV3684MCCT24R			\$1,942	\$2,134
	36	84	1 3/16	104	12	VST3684MCCT24L	\$985	\$1,122		
	36	84	1 3/16	104	12	VSV3684MCCT24L			\$1,942	\$2,134
	36	72	1 3/16	91	10	VST3672MCCT24R	\$845	\$964		
	36	72	1 3/16	91	10	VSV3672MCCT24R			\$1,666	\$1,830
	36	72	1 3/16	91	10	VST3672MCCT24L	\$845	\$964		
	36	72	1 3/16	91	10	VSV3672MCCT24L			\$1,666	\$1,830
	36	66	1 3/16	85	9	VST3666MCCT24R	\$776	\$883		
	36	66	1 3/16	85	9	VSV3666MCCT24R			\$1,527	\$1,677
	36	66	1 3/16	85	9	VST3666MCCT24L	\$776	\$883		
	36	66	1 3/16	85	9	VSV3666MCCT24L			\$1,527	\$1,677
	36	60	1 3/16	78	9	VST3660MCCT24R	\$706	\$802		
	36	60	1 3/16	78	9	VSV3660MCCT24R			\$1,388	\$1,525
	36	60	1 3/16	78	9	VST3660MCCT24L	\$706	\$802		
	36	60	1 3/16	78	9	VSV3660MCCT24L			\$1,388	\$1,525
	36	54	1 3/16	71	8	VST3654MCCT24R	\$635	\$723		
	36	54	1 3/16	71	8	VSV3654MCCT24R			\$1,250	\$1,372
	36	54	1 3/16	71	8	VST3654MCCT24L	\$635	\$723		
	36	54	1 3/16	71	8	VSV3654MCCT24L			\$1,250	\$1,372

- top edge profile on user side
- top grommet available, specify location, and add \$58 list each
- long grain direction

Description	D	W	H	CTN WT	CU FT	① Model	TFL Laminate	HPL Laminate	Essentials Veneer	Artisan Veneer
Modular Pedestal Top  	24	18 1/8	1 3/16	20	2	VST2418MCT	\$277	\$363		
	24	18 1/8	1 3/16	20	2	VSV2418MCT			\$472	\$521
	24	15 3/4	1 3/16	18	2	VST2416MCT	\$270	\$354		
	24	15 3/4	1 3/16	18	2	VSV2416MCT			\$465	\$512
	20	18 1/8	1 3/16	18	2	VST2018MCT	\$248	\$338		
	20	18 1/8	1 3/16	18	2	VSV2018MCT			\$465	\$512
	20	15 3/4	1 3/16	16	2	VST2016MCT	\$242	\$328		
	20	15 3/4	1 3/16	16	2	VSV2016MCT			\$459	\$503

- top edge profile on user side
- side to side grain direction

Modular Pedestal Top  	24	36	1 3/16	39	4	VST3624MCTS	\$334	\$424		
	24	36	1 3/16	39	4	VSV3624MCTS			\$606	\$667
	24	30	1 3/16	33	3	VST3024MCTS	\$312	\$401		
	24	30	1 3/16	33	3	VSV3024MCTS			\$543	\$600
	24	18 1/8	1 3/16	20	2	VST1824MCTS	\$277	\$363		
	24	18 1/8	1 3/16	20	2	VSV1824MCTS			\$472	\$521
	24	15 3/4	1 3/16	18	2	VST1624MCTS	\$270	\$354		
	24	15 3/4	1 3/16	18	2	VSV1624MCTS			\$465	\$512
	20	36	1 3/16	33	3	VST3620MCTS	\$297	\$391		
	20	36	1 3/16	33	3	VSV3620MCTS			\$573	\$630
	20	30	1 3/16	28	3	VST3020MCTS	\$277	\$371		
	20	30	1 3/16	28	3	VSV3020MCTS			\$543	\$600
	20	18 1/8	1 3/16	18	2	VST1820MCTS	\$248	\$338		
	20	18 1/8	1 3/16	18	2	VSV1820MCTS			\$465	\$512
	20	15 3/4	1 3/16	16	2	VST1620MCTS	\$242	\$328		
	20	15 3/4	1 3/16	16	2	VSV1620MCTS			\$459	\$503

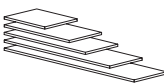
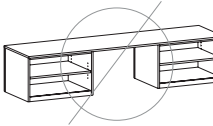
- top edge profile on user side
- front to back grain direction

To Order, Specify:

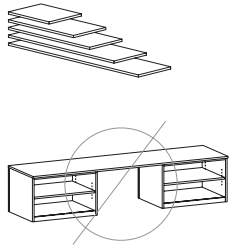
① Model Number Laminate - VST Veneer - VSV

- ② Worksurface Material (see page [VI3](#))
 - a.) TFL
 - b.) HPL
- ③ Laminate Color (see page [VI3](#))
 - a.) Worksurface Color
 - b.) Chassis Color
 - c.) Drawer Color
- ② Finish Color (see page [VI1](#))

- ④ Edge Profile (see page [VI4](#))
- ⑤ Pull Style and Color (see page [VI5](#))
- ⑥ Optional Grommet Location & Color (see page [VI6](#))
- ⑦ Other Product Options (see page [VI10](#))
- ⑧ Accessories (see page [VS314](#))
- ⑨ Power and Data Options (see page [VS324](#))

Description	D	W	H	CTN WT	CU FT	① Model	Laminate	Essentials Veneer	Artisan Veneer
23 3/4" d Bench Height Modular Tops	23 3/4	108	3/4	63	5	VSTB24108MT	\$456		
	23 3/4	108	3/4	63	5	VSVB24108MT		\$677	\$745
	23 3/4	102	3/4	58	5	VSTB24102MT	\$441		
	23 3/4	102	3/4	58	5	VSVB24102MT		\$662	\$730
	23 3/4	96	3/4	55	4	VSTB2496MT	\$424		
	23 3/4	96	3/4	55	4	VSVB2496MT		\$646	\$710
	23 3/4	90	3/4	53	4	VSTB2490MT	\$411		
	23 3/4	90	3/4	53	4	VSVB2490MT		\$631	\$695
	23 3/4	84	3/4	47	4	VSTB2484MT	\$395		
	23 3/4	84	3/4	47	4	VSVB2484MT		\$613	\$676
	23 3/4	78	3/4	44	4	VSTB2478MT	\$380		
	23 3/4	78	3/4	44	4	VSVB2478MT		\$600	\$658
	23 3/4	72	3/4	42	4	VSTB2472MT	\$365		
	23 3/4	72	3/4	42	4	VSVB2472MT		\$582	\$642
	23 3/4	66	3/4	39	3	VSTB2466MT	\$352		
	23 3/4	66	3/4	39	3	VSVB2466MT		\$568	\$625
	23 3/4	60	3/4	35	3	VSTB2460MT	\$328		
	23 3/4	60	3/4	35	3	VSVB2460MT		\$552	\$607
	23 3/4	54	3/4	31	3	VSTB2454MT	\$314		
	23 3/4	54	3/4	31	3	VSVB2454MT		\$531	\$583
	23 3/4	48	3/4	28	3	VSTB2448MT	\$299		
	23 3/4	48	3/4	28	3	VSVB2448MT		\$518	\$569
	23 3/4	36	3/4	21	2	VSTB2436MT	\$240		
	23 3/4	36	3/4	21	2	VSVB2436MT		\$486	\$532
	23 3/4	30	3/4	17	2	VSTB2430MT	\$226		
	23 3/4	30	3/4	17	2	VSVB2430MT		\$469	\$515
	23 3/4	18	3/4	10	1	VSTB2418MT	\$199		
	23 3/4	18	3/4	10	1	VSVB2418MT		\$436	\$480

- flat edge on all four sides
- long grain direction
- modular bench height tops NOT intended for unsupported space

Description	D	W	H	CTN WT	CU FT	① Model	Laminate	Essentials Veneer	Artisan Veneer
18 1/8" d Bench Height Modular Tops 	18 1/8	108	3/4	54	4	VSTB18108MT	\$407		
	18 1/8	108	3/4	54	4	VSVB18108MT		\$607	\$668
	18 1/8	102	3/4	50	4	VSTB18102MT	\$395		
	18 1/8	102	3/4	50	4	VSVB18102MT		\$597	\$655
	18 1/8	96	3/4	49	4	VSTB1896MT	\$385		
	18 1/8	96	3/4	49	4	VSVB1896MT		\$583	\$643
	18 1/8	90	3/4	46	3	VSTB1890MT	\$372		
	18 1/8	90	3/4	46	3	VSVB1890MT		\$574	\$631
	18 1/8	84	3/4	41	4	VSTB1884MT	\$360		
	18 1/8	84	3/4	41	4	VSVB1884MT		\$560	\$614
	18 1/8	78	3/4	39	3	VSTB1878MT	\$348		
	18 1/8	78	3/4	39	3	VSVB1878MT		\$552	\$607
	18 1/8	72	3/4	36	3	VSTB1872MT	\$334		
	18 1/8	72	3/4	36	3	VSVB1872MT		\$533	\$586
	18 1/8	66	3/4	33	3	VSTB1866MT	\$314		
	18 1/8	66	3/4	33	3	VSVB1866MT		\$522	\$574
	18 1/8	60	3/4	30	2	VSTB1860MT	\$302		
	18 1/8	60	3/4	30	2	VSVB1860MT		\$507	\$559
	18 1/8	54	3/4	27	2	VSTB1854MT	\$292		
	18 1/8	54	3/4	27	2	VSVB1854MT		\$493	\$542
18 1/8	48	3/4	24	2	VSTB1848MT	\$280			
18 1/8	48	3/4	24	2	VSVB1848MT		\$485	\$531	
18 1/8	36	3/4	18	2	VSTB1836MT	\$225			
18 1/8	36	3/4	54	2	VSVB1836MT		\$458	\$502	
18 1/8	30	3/4	15	2	VSTB1830MT	\$212			
18 1/8	30	3/4	15	2	VSVB1830MT		\$442	\$488	
18 1/8	18	3/4	9	1	VSTB1818MT	\$192			
18 1/8	18	3/4	9	1	VSVB1818MT		\$421	\$464	

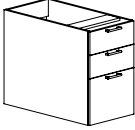
- flat edge on all four sides
- long grain direction
- modular bench height tops NOT intended for unsupported space

To Order, Specify:

① Model Number Laminate - VST Veneer - VSV

- ② Worksurface Material (see page [V13](#))
 - a.) TFL
 - b.) HPL
- ③ Laminate Color (see page [V13](#))
 - a.) Worksurface Color
 - b.) Chassis Color
 - c.) Drawer Color

- ④ Edge Profile (see page [V14](#))
- ⑤ Pull Style and Color (see page [V15](#))
- ⑥ Optional Grommet Location & Color (see page [V16](#))
- ⑦ Other Product Options (see page [V110](#))
- ⑧ Accessories (see page [VS314](#))
- ⑨ Power and Data Options (see page [VS324](#))


Description	D	W	H	CTN WT	CU FT	① Model	Laminate	Essentials Veneer	Artisan Veneer
Modular Box/Box/File Pedestal	34 7/8	18	28 5/16	118	13	VST1836MBBF	\$1,013		
	34 7/8	18	28 5/16	118	13	VSV1836MBBF		\$1,640	\$1,803
	28 7/8	18	28 5/16	103	11	VST1830MBBF	\$993		
	28 7/8	18	28 5/16	103	11	VSV1830MBBF		\$1,615	\$1,776
	22 7/8	18	28 5/16	91	10	VST1824MBBF	\$936		
	22 7/8	18	28 5/16	91	10	VSV1824MBBF		\$1,552	\$1,705
	18 7/8	18	28 5/16	80	8	VST1820MBBF	\$918		
	18 7/8	18	28 5/16	80	8	VSV1820MBBF		\$1,527	\$1,680
	34 5/8	15 5/8	28 5/16	113	12	VST1636MBBF	\$900		
	34 5/8	15 5/8	28 5/16	113	12	VSV1636MBBF		\$1,458	\$1,602
	28 7/8	15 5/8	28 5/16	99	10	VST1630MBBF	\$883		
	28 7/8	15 5/8	28 5/16	99	10	VSV1630MBBF		\$1,434	\$1,578
	22 7/8	15 5/8	28 5/16	87	9	VST1624MBBF	\$833		
	22 7/8	15 5/8	28 5/16	87	9	VSV1624MBBF		\$1,379	\$1,516
	18 7/8	15 5/8	28 5/16	76	7	VST1620MBBF	\$816		
	18 7/8	15 5/8	28 5/16	76	7	VSV1620MBBF		\$1,356	\$1,493

- chassis grommet available, specify and add \$56 list
- locking available, specify and add \$90 list
- unit ships with support rails in back of unit- order modular back panel if not placed against the wall, see pages [VS158-VS161](#)

Note: Use 28 7/8" and 34 7/8" d pedestals with modular modesty panels and modular worksurfaces tops to build desk.

Use 18 7/8" d and 22 7/8" d pedestals with modular modesty panels and modular worksurfaces tops to build credenzas and returns.

Note: Pedestals can be used in shell desk, credenzas and returns- use 18 7/8" d pedestal with 24" d shell, 22 7/8" d pedestal with 30" d shell, and 28 7/8" d pedestal with 36" d shell

Description	D	W	H	CTN WT	CU FT	① Model	Laminate	Essentials Veneer	Artisan Veneer
	34 5/8	18	28 5/8	118	13	VST1836MFF	\$991		
	34 5/8	18	28 5/8	118	13	VSV1836MFF		\$1,618	\$1,781
	28 7/8	18	28 5/8	103	11	VST1830MFF	\$974		
	28 7/8	18	28 5/8	103	11	VSV1830MFF		\$1,595	\$1,754
	22 7/8	18	28 5/8	91	10	VST1824MFF	\$915		
	22 7/8	18	28 5/8	91	10	VSV1824MFF		\$1,530	\$1,684
	18 7/8	18	28 5/8	80	8	VST1820MFF	\$898		
	18 7/8	18	28 5/8	80	8	VSV1820MFF		\$1,506	\$1,656
	34 5/8	15 5/8	28 5/8	113	12	VST1636MFF	\$882		
	34 5/8	15 5/8	28 5/8	113	12	VSV1636MFF		\$1,438	\$1,583
	28 7/8	15 5/8	28 5/8	99	10	VST1630MFF	\$866		
	28 7/8	15 5/8	28 5/8	99	10	VSV1630MFF		\$1,417	\$1,559
	22 7/8	15 5/8	28 5/8	87	9	VST1624MFF	\$814		
	22 7/8	15 5/8	28 5/8	87	9	VSV1624MFF		\$1,360	\$1,497
	18 7/8	15 5/8	28 5/8	76	7	VST1620MFF	\$798		
	18 7/8	15 5/8	28 5/8	76	7	VSV1620MFF		\$1,338	\$1,473

- chassis grommet available, specify and add \$56 list
- locking available, specify and add \$90 list
- unit ships with support rails in back of unit- order modular back panel if not placed against the wall, see pages [VS158-VS161](#)

Note: Use 28 7/8" and 34 7/8"d pedestals with modular modesty panels and modular worksurfaces tops to build desk

Use 18 7/8" and 22 7/8"d pedestals with modular modesty panels and modular worksurfaces tops to build credenzas and returns

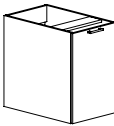
Note: Pedestals can be used in shell desk, credenzas and returns- use 18 7/8"d pedestal with 24"d shell, 22 7/8"d pedestal with 30"d shell and 28 7/8"d pedestal with 36"d shell

To Order, Specify:

① Model Number Laminate - VST Veneer - VSV

- ② Worksurface Material (see page [VI3](#))
 - a.) TFL
 - b.) HPL
- ③ Laminate Color (see page [VI3](#))
 - a.) Worksurface Color
 - b.) Chassis Color
 - c.) Drawer Color
- ② Finish Color (see page [VI1](#))

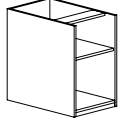
- ④ Edge Profile (see page [VI4](#))
- ⑤ Pull Style and Color (see page [VI5](#))
- ⑥ Optional Grommet Location & Color (see page [VI6](#))
- ⑦ Other Product Options (see page [VI10](#))
- ⑧ Accessories (see page [VS314](#))
- ⑨ Power and Data Options (see page [VS324](#))

Description	D	W	H	CTN WT	CU FT	① Model	Laminate	Essentials Veneer	Artisan Veneer
Modular Hinged Door Pedestal 	28 7/8	18	28 5/16	89	11	VST1830MHR	\$777		
	28 7/8	18	28 5/16	89	11	VSV1830MHR		\$1,087	\$1,197
	28 7/8	18	28 5/16	89	11	VST1830MHL	\$777		
	28 7/8	18	28 5/16	89	11	VSV1830MHL		\$1,087	\$1,197
	22 7/8	18	28 5/16	80	10	VST1824MHR	\$723		
	22 7/8	18	28 5/16	80	10	VSV1824MHR		\$1,018	\$1,121
	22 7/8	18	28 5/16	80	10	VST1824MHL	\$723		
	22 7/8	18	28 5/16	80	10	VSV1824MHL		\$1,018	\$1,121
	18 7/8	18	28 5/16	69	8	VST1820MHR	\$678		
	18 7/8	18	28 5/16	69	8	VSV1820MHR		\$955	\$1,052
	18 7/8	18	28 5/16	69	8	VST1820MHL	\$678		
	18 7/8	18	28 5/16	69	8	VSV1820MHL		\$955	\$1,052
	28 7/8	15 5/8	28 5/16	87	10	VST1630MHR	\$745		
	28 7/8	15 5/8	28 5/16	87	10	VSV1630MHR		\$1,054	\$1,159
	28 7/8	15 5/8	28 5/16	87	10	VST1630MHL	\$745		
	28 7/8	15 5/8	28 5/16	87	10	VSV1630MHL		\$1,054	\$1,159
	22 7/8	15 5/8	28 5/16	78	9	VST1624MHR	\$694		
	22 7/8	15 5/8	28 5/16	78	9	VSV1624MHR		\$986	\$1,086
	22 7/8	15 5/8	28 5/16	78	9	VST1624MHL	\$694		
	22 7/8	15 5/8	28 5/16	78	9	VSV1624MHL		\$986	\$1,086
18 7/8	15 5/8	28 5/16	67	7	VST1620MHR	\$649			
18 7/8	15 5/8	28 5/16	67	7	VSV1620MHR		\$925	\$1,017	
18 7/8	15 5/8	28 5/16	67	7	VST1620MHL	\$649			
18 7/8	15 5/8	28 5/16	67	7	VSV1620MHL		\$925	\$1,017	

- chassis grommet available, specify and add \$56 list
- locking available, specify and add \$46 list
- unit ships with support rails in back of unit- order modular back panel if not placed against the wall, see pages [VS158-VS161](#)

Note: Use 28 7/8" d pedestals with modular modesty panels and modular worksurfaces tops to build desks
 Use 18 7/8" and 22 7/8" d pedestals with modular modesty panels and modular worksurfaces tops to build credenzas and returns

Note: Pedestals can be used in shell desk, credenzas and returns- use 18 7/8" d pedestal with 24" d shell, 22 7/8" d pedestal with 30" d shell and 28 7/8" d pedestal with 36" d shell

Description	D	W	H	CTN WT	CU FT	① Model	Laminate	Essentials Veneer	Artisan Veneer
Modular Open Shelf Pedestal 	28 ⁷ / ₈	18	28 ⁵ / ₈	79	11	VST1830MOS	\$689		
	28 ⁷ / ₈	18	28 ⁵ / ₈	79	11	VSV1830MOS		\$970	\$1,066
	22 ⁷ / ₈	18	28 ⁵ / ₈	70	10	VST1824MOS	\$635		
	22 ⁷ / ₈	18	28 ⁵ / ₈	70	10	VSV1824MOS		\$900	\$989
	18 ⁷ / ₈	18	28 ⁵ / ₈	59	8	VST1820MOS	\$588		
	18 ⁷ / ₈	18	28 ⁵ / ₈	59	8	VSV1820MOS		\$837	\$922
	28 ⁷ / ₈	15 ⁵ / ₈	28 ⁵ / ₈	77	10	VST1630MOS	\$669		
	28 ⁷ / ₈	15 ⁵ / ₈	28 ⁵ / ₈	77	10	VSV1630MOS		\$941	\$1,036
	22 ⁷ / ₈	15 ⁵ / ₈	28 ⁵ / ₈	68	9	VST1624MOS	\$618		
	22 ⁷ / ₈	15 ⁵ / ₈	28 ⁵ / ₈	68	9	VSV1624MOS		\$874	\$963
	18 ⁷ / ₈	15 ⁵ / ₈	28 ⁵ / ₈	57	7	VST1620MOS	\$573		
	18 ⁷ / ₈	15 ⁵ / ₈	28 ⁵ / ₈	57	7	VSV1620MOS		\$813	\$895

- chassis grommet available, specify and add \$56 list
- unit ships with support rails in back of unit- order modular back panel if not placed against the wall, see pages [VS158-VS161](#)

Note: Use 28⁷/₈"d pedestals with modular modesty panels and modular worksurfaces tops to build desk
 Use 18⁷/₈" and 28⁵/₈"d pedestals with modular modesty panels and modular worksurfaces tops to build credenzas and returns.

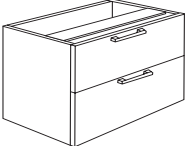
Note: Pedestals can be used in shell desk, credenzas and returns- use 18⁷/₈"d pedestal with 24"d shell, 22⁷/₈"d pedestal with 30"d shell and 28⁵/₈"d pedestal with 36"d shell

To Order, Specify:

① Model Number Laminate - VST Veneer - VSV

- ② Worksurface Material (see page [VI3](#))
 - a.) TFL
 - b.) HPL
- ③ Laminate Color (see page [VI3](#))
 - a.) Worksurface Color
 - b.) Chassis Color
 - c.) Drawer Color
- ④ Finish Color (see page [VI1](#))

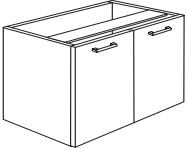
- ④ Edge Profile (see page [VI4](#))
- ⑤ Pull Style and Color (see page [VI5](#))
- ⑥ Optional Grommet Location & Color (see page [VI6](#))
- ⑦ Other Product Options (see page [VI10](#))
- ⑧ Accessories (see page [VS314](#))
- ⑨ Power and Data Options (see page [VS324](#))

Description	D	W	H	CTN WT	CU FT	① Model	Laminate	Essentials Veneer	Artisan Veneer
Modular Lateral File Pedestal 	22 7/8	35 7/8	28 5/16	147	18	VST3624MLF	\$1,138		
	22 7/8	35 7/8	28 5/16	147	18	VSV3624MLF		\$1,687	\$1,847
	18 7/8	35 7/8	28 5/16	154	15	VST3620MLF	\$1,131		
	18 7/8	29 7/8	28 5/16	154	15	VSV3620MLF		\$1,677	\$1,836
	22 7/8	29 7/8	28 5/16	138	15	VST3024MLF	\$1,128		
	22 7/8	29 7/8	28 5/16	138	15	VSV3024MLF		\$1,615	\$1,771
	18 7/8	29 7/8	28 5/16	146	13	VST3020MLF	\$1,123		
	18 7/8	29 7/8	28 5/16	146	13	VSV3020MLF		\$1,605	\$1,758

- chassis grommet available, specify and add \$56 list
- locking available, specify and add \$125 list
- unit ships with support rails in back of unit- order modular back panel if not placed against the wall, see pages [VS158-VS161](#)

Note: Use 18 7/8" and 22 7/8"d pedestals with modular modesty panels and modular worksurface tops to build credenzas and returns

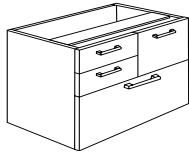
Note: Pedestals can be used in shell desk, credenzas and returns- use 18 7/8"d pedestal with 24"d shell and 22 7/8"d pedestal with 30"d shell

Modular Hinged Door Pedestal 	22 7/8	35 7/8	28 5/16	108	18	VST3624MSC	\$953		
	22 7/8	35 7/8	28 5/16	108	18	VSV3624MSC		\$1,655	\$1,822
	18 7/8	35 7/8	28 5/16	96	15	VST3620MSC	\$937		
	18 7/8	29 7/8	28 5/16	96	15	VSV3620MSC		\$1,637	\$1,799
	22 7/8	29 7/8	28 5/16	108	15	VST3024MSC	\$903		
	22 7/8	29 7/8	28 5/16	108	15	VSV3024MSC		\$1,591	\$1,748
	18 7/8	29 7/8	28 5/16	96	13	VST3020MSC	\$888		
	18 7/8	29 7/8	28 5/16	96	13	VSV3020MSC		\$1,569	\$1,726

- chassis grommet available, specify and add \$56 list
- adjustable shelf in storage cabinet
- locking available, specify and add \$53 list
- unit ships with support rails in back of unit- order modular back panel if not placed against the wall, see pages [VS158-VS161](#)

Note: Use 18 7/8" and 22 7/8"d pedestals with modular modesty panels and modular worksurfaces tops to build credenzas and returns

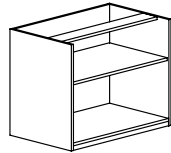
Note: Pedestals can be used in shell desk, credenzas and returns- use 18 7/8"d pedestal with 24"d shell and 22 7/8"d pedestal with 30"d shell

Description	D	W	H	CTN WT	CU FT	① Model	Laminate	Essentials Veneer	Artisan Veneer
 right shown	22 7/8	29 7/8	28 3/16	150	15	VST3024MRM	\$1,244		
	22 7/8	29 7/8	28 3/16	150	15	VSV3024MRM		\$1,784	\$1,955
	22 7/8	29 7/8	28 3/16	150	15	VST3024MLM	\$1,244		
	22 7/8	29 7/8	28 3/16	150	15	VSV3024MLM		\$1,784	\$1,955
	18 7/8	29 7/8	28 3/16	155	13	VST3020MRM	\$1,239		
	18 7/8	29 7/8	28 3/16	155	13	VSV3020MRM		\$1,774	\$1,941
	18 7/8	29 7/8	28 3/16	155	13	VST3020MLM	\$1,239		
	18 7/8	29 7/8	28 3/16	155	13	VSV3020MLM		\$1,774	\$1,941

- chassis grommet available, specify and add \$56 list
- locking available, specify and add \$125 list
- top file drawer determines left or right
- unit ships with support rails in back of unit- order modular back panel if not placed against the wall, see pages [VS158-VS161](#)

Note: Use 18 7/8" and 22 7/8" d pedestals with modular modesty panels and modular worksurface tops to build credenzas and returns

Note: Pedestals can be used in shell desk, credenzas and returns- use 18 7/8" d pedestal with 24" d shell and 22 7/8" d pedestal with 30" d shell

Description	D	W	H	CTN WT	CU FT	① Model	Laminate	Essentials Veneer	Artisan Veneer
	22 1/8	35 7/8	28 3/16	90	18	VST3624MOS	\$788		
	22 1/8	35 7/8	28 3/16	90	18	VSV3624MOS		\$1,419	\$1,561
	18 1/8	35 7/8	28 3/16	78	15	VST3620MOS	\$748		
	18 1/8	35 7/8	28 3/16	78	15	VSV3620MOS		\$1,349	\$1,485
	22 1/8	29 7/8	28 3/16	79	15	VST3024MOS	\$750		
	22 1/8	29 7/8	28 3/16	79	15	VSV3024MOS		\$1,369	\$1,505
	18 1/8	29 7/8	28 3/16	67	13	VST3020MOS	\$715		
	18 1/8	29 7/8	28 3/16	67	13	VSV3020MOS		\$1,300	\$1,431

- chassis grommet available, specify and add \$56 list
- unit ships with support rails in back of unit- order modular back panel if not placed against the wall, see pages [VS158-VS161](#)

Note: Use 18 7/8" and 22 7/8" d pedestals with modular modesty panels and modular worksurface tops to build credenzas and returns


Note: Pedestals can be used in shell desk, credenzas and returns- use 18 7/8" d pedestal with 24" d shell and 22 7/8" d pedestal with 30" d shell

To Order, Specify:

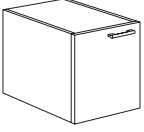
① Model Number Laminate - VST Veneer - VSV

- ② Worksurface Material (see page [VI3](#))
 - a.) TFL
 - b.) HPL
- ③ Laminate Color (see page [VI3](#))
 - a.) Worksurface Color
 - b.) Chassis Color
 - c.) Drawer Color


- ④ Edge Profile (see page [VI4](#))
- ⑤ Pull Style and Color (see page [VI5](#))
- ⑥ Optional Grommet Location & Color (see page [VI6](#))
- ⑦ Other Product Options (see page [VI10](#))
- ⑧ Accessories (see page [VS314](#))
- ⑨ Power and Data Options (see page [VS324](#))

Description	D	W	H	CTN WT	CU FT	① Model	Laminate	Essentials Veneer	Artisan Veneer
Box/File Bench Height Modular Pedestal 	22 7/8	18	18 3/4	18	7	VSTB2418MBF	\$676		
	22 7/8	18	18 3/4	18	7	VSVB2418MBF		\$1,204	\$1,325
	17 1/4	18	18 3/4	64	5	VSTB1818MBF	\$623		
	17 1/4	18	18 3/4	64	5	VSVB1818MBF		\$1,110	\$1,222

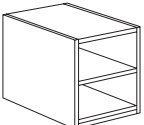
- tops and backs are unfinished; specify modular tops and back panels to finish as needed
- specify chassis color
- specify top drawer color
- specify bottom drawer color
- locking available, specify and add \$90 list

Hinged Door Bench Height Modular Pedestal  left shown	22 7/8	18	18 3/4	74	7	VSTB2418MHR	\$697		
	22 7/8	18	18 3/4	74	7	VSVB2418MHR		\$1,229	\$1,353
	22 7/8	18	18 3/4	74	7	VSTB2418MHL	\$697		
	22 7/8	18	18 3/4	74	7	VSVB2418MHL		\$1,229	\$1,353
	17 1/4	18	18 3/4	65	5	VSTB1818MHR	\$643		
	17 1/4	18	18 3/4	65	5	VSVB1818MHR		\$1,131	\$1,245
	17 1/4	18	18 3/4	65	5	VSTB1818MHL	\$643		
	17 1/4	18	18 3/4	65	5	VSVB1818MHL		\$1,131	\$1,245

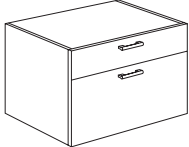
- tops and backs are unfinished; specify modular tops and back panels to finish as needed
- locking available, specify and add \$46 list
- hinge determines left or right for 18"w units

Open Shelf/File Drawer Bench Height Modular Pedestal 	22 7/8	18	18 3/4	66	7	VSTB2418MOF	\$706		
	22 7/8	18	18 3/4	66	7	VSVB2418MOF		\$1,215	\$1,337
	17 1/4	18	18 3/4	57	5	VSTB1818MOF	\$650		
	17 1/4	18	18 3/4	57	5	VSVB1818MOF		\$1,119	\$1,230

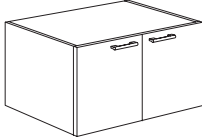
- tops and backs are unfinished; specify modular tops and back panels to finish as needed
- locking available, specify and add \$90 list

Open Shelf Bench Height Modular Pedestal 	22 7/8	18	18 3/4	65	7	VSTB2418MOS	\$601		
	22 7/8	18	18 3/4	65	7	VSVB2418MOS		\$1,087	\$1,197
	17 1/4	18	18 3/4	56	5	VSTB1818MOS	\$555		
	17 1/4	18	18 3/4	56	5	VSVB1818MOS		\$1,003	\$1,103

- tops and backs are unfinished; specify modular tops and back panels to finish as needed
- adjustable shelf

Description	D	W	H	CTN WT	CU FT	① Model	Laminate	Essentials Veneer	Artisan Veneer
Box/File Bench Height Modular Pedestal 	22 7/8	35 7/8	18 3/4	129	12	VSTB2436MBF	\$1,055		
	22 7/8	35 7/8	18 3/4	129	12	VSVB2436MBF		\$1,650	\$1,798
	22 7/8	29 7/8	18 3/4	128	10	VSTB2430MBF	\$1,012		
	22 7/8	29 7/8	18 3/4	128	10	VSVB2430MBF		\$1,597	\$1,739
	17 1/4	35 7/8	18 3/4	136	10	VSTB1836MBF	\$984		
	17 1/4	35 7/8	18 3/4	136	10	VSVB1836MBF		\$1,531	\$1,668
	17 1/4	29 7/8	18 3/4	136	8	VSTB1830MBF	\$944		
	17 1/4	29 7/8	18 3/4	136	8	VSVB1830MBF		\$1,484	\$1,616

- tops and backs are unfinished; specify modular tops and back panels to finish as needed
- specify chassis color
- specify top drawer color
- specify bottom drawer color
- locking available, specify and add \$125 list

Hinged Door Bench Height Modular Pedestal 	22 7/8	35 7/8	18 3/4	106	12	VSTB2436MHD	\$871		
	22 7/8	35 7/8	18 3/4	106	12	VSVB2436MHD		\$1,481	\$1,628
	22 7/8	29 7/8	18 3/4	104	10	VSTB2430MHD	\$823		
	22 7/8	29 7/8	18 3/4	104	10	VSVB2430MHD		\$1,418	\$1,560
	17 1/4	35 7/8	18 3/4	93	10	VSTB1836MHD	\$801		
	17 1/4	35 7/8	18 3/4	93	10	VSVB1836MHD		\$1,364	\$1,500
	17 1/4	29 7/8	18 3/4	92	8	VSTB1830MHD	\$759		
	17 1/4	29 7/8	18 3/4	92	8	VSVB1830MHD		\$1,306	\$1,435


- tops and backs are unfinished; specify modular tops and back panels to finish as needed
- locking available, specify and add \$53 list

To Order, Specify:

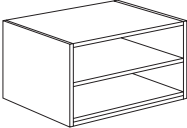
① Model Number Laminate - VST Veneer - VSV

- ② Worksurface Material (see page [VI3](#))
 - a.) TFL
 - b.) HPL
- ③ Laminate Color (see page [VI3](#))
 - a.) Worksurface Color
 - b.) Chassis Color
 - c.) Drawer Color
- ④ Finish Color (see page [VI1](#))

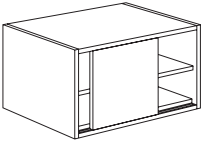
- ④ Edge Profile (see page [VI4](#))
- ⑤ Pull Style and Color (see page [VI5](#))
- ⑥ Optional Grommet Location & Color (see page [VI6](#))
- ⑦ Other Product Options (see page [VI10](#))
- ⑧ Accessories (see page [VS314](#))
- ⑨ Power and Data Options (see page [VS324](#))

Description	D	W	H	CTN WT	CU FT	① Model	Laminate	Essentials Veneer	Artisan Veneer
Open Shelf/File Drawer Bench Height Modular Pedestal 	22 7/8	35 7/8	18 3/4	124	12	VSTB2436MOF	\$1,095		
	22 7/8	35 7/8	18 3/4	124	12	VSVB2436MOF		\$1,692	\$1,844
	22 7/8	29 7/8	18 3/4	115	10	VSTB2430MOF	\$1,052		
	22 7/8	29 7/8	18 3/4	115	10	VSVB2430MOF		\$1,633	\$1,780
	17 1/4	35 7/8	18 3/4	131	10	VSTB1836MOF	\$1,022		
	17 1/4	35 7/8	18 3/4	131	10	VSVB1836MOF		\$1,570	\$1,710
	17 1/4	29 7/8	18 3/4	125	8	VSTB1830MOF	\$981		
	17 1/4	29 7/8	18 3/4	125	8	VSVB1830MOF		\$1,517	\$1,651

- tops and backs are unfinished; specify modular tops and back panels to finish as needed
- locking available, specify and add \$125 list

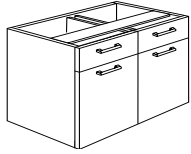
Open Shelf Bench Height Modular Pedestal 	22 1/8	35 7/8	18 3/4	86	12	VSTB2436MOS	\$723		
	22 1/8	35 7/8	18 3/4	86	12	VSVB2436MOS		\$1,282	\$1,411
	22 1/8	29 7/8	18 3/4	81	10	VSTB2430MOS	\$684		
	22 1/8	29 7/8	18 3/4	81	10	VSVB2430MOS		\$1,198	\$1,319
	16 1/2	35 7/8	18 3/4	73	10	VSTB1836MOS	\$665		
	16 1/2	35 7/8	18 3/4	73	10	VSVB1836MOS		\$1,181	\$1,298
	16 1/2	29 7/8	18 3/4	69	8	VSTB1830MOS	\$631		
16 1/2	29 7/8	18 3/4	69	8	VSVB1830MOS		\$1,104	\$1,214	

- tops and backs are unfinished; specify modular tops and back panels to finish as needed
- adjustable shelf

Sliding Door Bench Height Modular Pedestal 	22 7/8	35 7/8	18 3/4	107	12	VSTB2436MSD	\$924		
	22 7/8	35 7/8	18 3/4	107	12	VSVB2436MSD		\$1,573	\$1,733
	22 7/8	29 7/8	18 3/4	99	10	VSTB2430MSD	\$846		
	22 7/8	29 7/8	18 3/4	99	10	VSVB2430MSD		\$1,481	\$1,628
	17 1/4	35 7/8	18 3/4	94	10	VSTB1836MSD	\$850		
	17 1/4	35 7/8	18 3/4	94	10	VSVB1836MSD		\$1,450	\$1,596
	17 1/4	29 7/8	18 3/4	87	8	VSTB1830MSD	\$781		
17 1/4	29 7/8	18 3/4	87	8	VSVB1830MSD		\$1,364	\$1,500	

- tops and backs are unfinished; specify modular tops and back panels to finish as needed
- adjustable shelf
- locking not available

Description	D	W	H	CTN WT	CU FT	① Model	Laminate	Essentials Veneer	Artisan Veneer
Modular Buffet Door Pedestal	23 5/8	35 7/8	34 5/16	119	21	VST3624MBSC	\$1,095		
	23 5/8	35 7/8	34 5/16	119	21	VSV3624MBSC		\$1,905	\$2,096
	19 5/8	35 7/8	34 5/16	103	18	VST3620MBSC	\$1,078		
	19 5/8	35 7/8	34 5/16	103	18	VSV3620MBSC		\$1,882	\$2,070



- chassis grommet available, specify and add \$56 list
- adjustable shelf in storage cabinet
- locking not available

Note: These units are NOT to be used with Shell Desks, Credenzas and Returns.

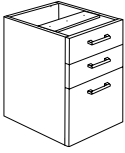
To Order, Specify:

① Model Number Laminate - VST Veneer - VSV

- ② Worksurface Material (see page [VI3](#))
 - a.) TFL
 - b.) HPL
- ③ Laminate Color (see page [VI3](#))
 - a.) Worksurface Color
 - b.) Chassis Color
 - c.) Drawer Color

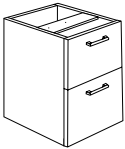
- ④ Edge Profile (see page [VI4](#))
- ⑤ Pull Style and Color (see page [VI5](#))
- ⑥ Optional Grommet Location & Color (see page [VI6](#))
- ⑦ Other Product Options (see page [VI10](#))
- ⑧ Accessories (see page [VS314](#))
- ⑨ Power and Data Options (see page [VS324](#))

Description	D	W	H	CTN WT	CU FT	① Model	Laminate	Essentials Veneer	Artisan Veneer
Modular Shell Box/Box/File Pedestal	17 3/8	15 5/8	28 5/8	84	14	VST1618SMBBF	\$809		
	17 3/8	15 5/8	28 5/8	84	14	VSV1618SMBBF		\$1,344	\$1,480



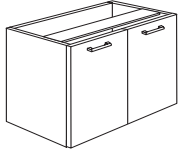
- chassis grommet available, specify and add \$56 list
 - letter width pedestal
 - locking available, specify and add \$90 list
- Note: This unit is ONLY to be used with Shell Desks, Credenzas and Returns.

Modular Shell File/File Pedestal	17 3/8	15 5/8	28 5/8	84	12	VST1618SMFF	\$791		
	17 3/8	15 5/8	28 5/8	84	12	VSV1618SMFF		\$1,326	\$1,460



- chassis grommet available, specify and add \$56 list
 - letter width pedestal
 - locking available, specify and add \$90 list
- Note: This unit is ONLY to be used with Shell Desks, Credenzas and Returns.

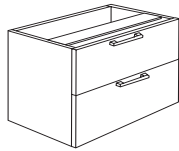
Description	D	W	H	CTN WT	CU FT	① Model	Laminate	Essentials Veneer	Artisan Veneer
Modular Shell Hinged Door Pedestal	17 3/8	36	28 5/16	115	14	VST3618SMSC	\$1,011		
	17 3/8	36	28 5/16	115	14	VSV3618SMSC		\$1,746	\$1,921
	17 3/8	30	28 5/16	111	12	VST3018SMSC	\$951		
	17 3/8	30	28 5/16	111	12	VSV3018SMSC		\$1,668	\$1,834



- chassis grommet available, specify and add \$56 list
- adjustable shelf in storage cabinet
- locking available, specify and add \$53 list

Note: These units are ONLY to be used with Shell Desks, Credenzas and Returns.

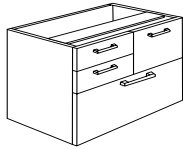
Modular Shell Lateral File Pedestal	17 3/8	36	28 5/16	128	14	VST3618SMLF	\$1,117		
	17 3/8	36	28 5/16	128	14	VSV3618SMLF		\$1,647	\$1,813
	17 3/8	30	28 5/16	123	12	VST3018SMLF	\$1,096		
	17 3/8	30	28 5/16	123	12	VSV3018SMLF		\$1,615	\$1,776



- one end panel grommet available, specify chassis grommet add \$56 list
- locking available, specify and add \$125 list

Note: These units are ONLY to be used with Shell Desks, Credenzas and Returns.

Modular Shell Multi-File Pedestal	17 3/8	30	28 5/16	147	12	VST3018SMRM	\$1,228		
	17 3/8	30	28 5/16	147	12	VSV3018SMRM		\$1,805	\$1,984
	17 3/8	30	28 5/16	147	12	VST3018SMLM	\$1,228		
	17 3/8	30	28 5/16	147	12	VSV3018SMLM		\$1,805	\$1,984



right shown

- one end panel grommet available, specify chassis grommet add \$56 list
- locking available, specify and add \$125 list
- top file drawer determines left or right

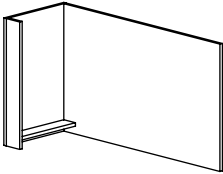
Note: These units are ONLY to be used with Shell Desks, Credenzas and Returns.

To Order, Specify:

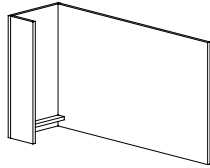
① Model Number Laminate - VST Veneer - VSV

- ② Worksurface Material (see page [VI3](#))
 - a.) TFL
 - b.) HPL
- ③ Laminate Color (see page [VI3](#))
 - a.) Worksurface Color
 - b.) Chassis Color
 - c.) Drawer Color

- ④ Edge Profile (see page [VI4](#))
- ⑤ Pull Style and Color (see page [VI5](#))
- ⑥ Optional Grommet Location & Color (see page [VI6](#))
- ⑦ Other Product Options (see page [VI10](#))
- ⑧ Accessories (see page [VS314](#))
- ⑨ Power and Data Options (see page [VS324](#))

Description	D	W	H	CTN WT	CU FT	① Model	Laminate	Essentials Veneer	Artisan Veneer
18"d Modular Wing End Support  right shown	47 5/8	18	28 5/16	59	16	VST1848WEAR	\$478		
	47 5/8	18	28 5/16	59	16	VSV1848WEAR		\$919	\$1,012
	47 5/8	18	28 5/16	59	16	VST1848WEAL	\$478		
	47 5/8	18	28 5/16	59	16	VSV1848WEAL		\$919	\$1,012
	41 5/8	18	28 5/16	55	14	VST1842WEAR	\$465		
	41 5/8	18	28 5/16	55	14	VSV1842WEAR		\$902	\$991
	41 5/8	18	28 5/16	55	14	VST1842WEAL	\$465		
	41 5/8	18	28 5/16	55	14	VSV1842WEAL		\$902	\$991
	35 5/8	18	28 5/16	51	12	VST1836WEAR	\$450		
	35 5/8	18	28 5/16	51	12	VSV1836WEAR		\$886	\$974
	35 5/8	18	28 5/16	51	12	VST1836WEAL	\$450		
	35 5/8	18	28 5/16	51	12	VSV1836WEAL		\$886	\$974
	29 5/8	18	28 5/16	46	10	VST1830WEAR	\$437		
	29 5/8	18	28 5/16	46	10	VSV1830WEAR		\$869	\$955
	29 5/8	18	28 5/16	46	10	VST1830WEAL	\$437		
	29 5/8	18	28 5/16	46	10	VSV1830WEAL		\$869	\$955
	23 5/8	18	28 5/16	42	9	VST1824WEAR	\$423		
	23 5/8	18	28 5/16	42	9	VSV1824WEAR		\$849	\$936
	23 5/8	18	28 5/16	42	9	VST1824WEAL	\$423		
	23 5/8	18	28 5/16	42	9	VSV1824WEAL		\$849	\$936
19 5/8	18	28 5/16	38	7	VST1820WEAR	\$417			
19 5/8	18	28 5/16	38	7	VSV1820WEAR		\$835	\$917	
19 5/8	18	28 5/16	38	7	VST1820WEAL	\$417			
19 5/8	18	28 5/16	38	7	VSV1820WEAL		\$835	\$917	

- chassis grommet available, specify and add \$56 list

Description	D	W	H	CTN WT	CU FT	① Model	Laminate	Essentials Veneer	Artisan Veneer
 <p>right shown</p>	47 5/8	15 5/8	28 5/16	58	16	VST1648WEAR	\$434		
	47 5/8	15 5/8	28 5/16	58	16	VSV1648WEAR		\$840	\$924
	47 5/8	15 5/8	28 5/16	58	16	VST1648WEAL	\$434		
	47 5/8	15 5/8	28 5/16	58	16	VSV1648WEAL		\$840	\$924
	41 5/8	15 5/8	28 5/16	54	14	VST1642WEAR	\$420		
	41 5/8	15 5/8	28 5/16	54	14	VSV1642WEAR		\$821	\$903
	41 5/8	15 5/8	28 5/16	54	14	VST1642WEAL	\$420		
	41 5/8	15 5/8	28 5/16	54	14	VSV1642WEAL		\$821	\$903
	35 5/8	15 5/8	28 5/16	50	12	VST1636WEAR	\$404		
	35 5/8	15 5/8	28 5/16	50	12	VSV1636WEAR		\$803	\$886
	35 5/8	15 5/8	28 5/16	50	12	VST1636WEAL	\$404		
	35 5/8	15 5/8	28 5/16	50	12	VSV1636WEAL		\$803	\$886
	29 5/8	15 5/8	28 5/16	45	10	VST1630WEAR	\$392		
	29 5/8	15 5/8	28 5/16	45	10	VSV1630WEAR		\$788	\$868
	29 5/8	15 5/8	28 5/16	45	10	VST1630WEAL	\$392		
	29 5/8	15 5/8	28 5/16	45	10	VSV1630WEAL		\$788	\$868
	23 5/8	15 5/8	28 5/16	41	9	VST1624WEAR	\$379		
	23 5/8	15 5/8	28 5/16	41	9	VSV1624WEAR		\$768	\$845
	23 5/8	15 5/8	28 5/16	41	9	VST1624WEAL	\$379		
	23 5/8	15 5/8	28 5/16	41	9	VSV1624WEAL		\$768	\$845
19 5/8	15 5/8	28 5/16	37	7	VST1620WEAR	\$370			
19 5/8	15 5/8	28 5/16	37	7	VSV1620WEAR		\$753	\$829	
19 5/8	15 5/8	28 5/16	37	7	VST1620WEAL	\$370			
19 5/8	15 5/8	28 5/16	37	7	VSV1620WEAL		\$753	\$829	

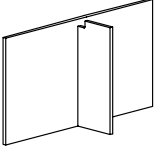
- chassis grommet available, specify and add \$56 list

To Order, Specify:

① Model Number Laminate - VST Veneer - VSV

- ② Worksurface Material (see page [VI3](#))
 - a.) TFL
 - b.) HPL
- ③ Laminate Color (see page [VI3](#))
 - a.) Worksurface Color
 - b.) Chassis Color
 - c.) Drawer Color
- ② Finish Color (see page [VI1](#))

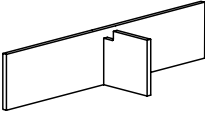
- ④ Edge Profile (see page [VI4](#))
- ⑤ Pull Style and Color (see page [VI5](#))
- ⑥ Optional Grommet Location & Color (see page [VI6](#))
- ⑦ Other Product Options (see page [VI10](#))
- ⑧ Accessories (see page [VS314](#))
- ⑨ Power and Data Options (see page [VS324](#))

Description	D	W	H	CTN WT	CU FT	① Model	Laminate	Essentials Veneer	Artisan Veneer
Full Height "T" Supports 	9 3/4	59 5/8	28 5/16	48	13	VST1060TSP	\$424		
	9 3/4	59 5/8	28 5/16	48	13	VSV1060TSP		\$808	\$889
	9 3/4	47 5/8	28 5/16	42	11	VST1048TSP	\$340		
	9 3/4	47 5/8	28 5/16	42	11	VSV1048TSP		\$679	\$747
	9 3/4	41 5/8	28 5/16	38	9	VST1042TSP	\$328		
	9 3/4	41 5/8	28 5/16	38	9	VSV1042TSP		\$662	\$730
	9 3/4	35 5/8	28 5/16	32	8	VST1036TSP	\$316		
	9 3/4	35 5/8	28 5/16	32	8	VSV1036TSP		\$648	\$711
	9 3/4	29 5/8	28 5/16	28	7	VST1030TSP	\$302		
	9 3/4	29 5/8	28 5/16	28	7	VSV1030TSP		\$629	\$693
	9 3/4	23 5/8	28 5/16	24	6	VST1024TSP	\$291		
	9 3/4	23 5/8	28 5/16	24	6	VSV1024TSP		\$611	\$673
	9 3/4	19 5/8	28 5/16	21	5	VST1020TSP	\$283		
	9 3/4	19 5/8	28 5/16	21	5	VSV1020TSP		\$602	\$661

- use with peninsula or modular tops
- chassis grommet available, specify and add \$56 list

Full Height End Support with Metal Braces 	9 3/4	59 5/8	28 5/16	46	8	VST1060ASP	\$424		
	9 3/4	59 5/8	28 5/16	46	8	VSV1060ASP		\$808	\$889
	9 3/4	47 5/8	28 5/16	40	7	VST1048ASP	\$340		
	9 3/4	47 5/8	28 5/16	40	7	VSV1048ASP		\$679	\$747
	9 3/4	41 5/8	28 5/16	37	6	VST1042ASP	\$328		
	9 3/4	41 5/8	28 5/16	37	6	VSV1042ASP		\$662	\$730
	9 3/4	35 5/8	28 5/16	30	5	VST1036ASP	\$316		
	9 3/4	35 5/8	28 5/16	30	5	VSV1036ASP		\$648	\$711
	9 3/4	29 5/8	28 5/16	26	5	VST1030ASP	\$302		
	9 3/4	29 5/8	28 5/16	26	5	VSV1030ASP		\$629	\$693
	9 3/4	23 5/8	28 5/16	22	4	VST1024ASP	\$291		
	9 3/4	23 5/8	28 5/16	22	4	VSV1024ASP		\$611	\$673
	9 3/4	19 5/8	28 5/16	19	3	VST1020ASP	\$283		
	9 3/4	19 5/8	28 5/16	19	3	VSV1020ASP		\$602	\$661

- use with peninsula or modular tops
- chassis grommet available, specify and add \$56 list

Description	D	W	H	CTN WT	CU FT	① Model	Laminate	Essentials Veneer	Artisan Veneer
Bench Height "T" Supports 	9 3/4	59 5/8	8 1/2	21	6	VSTB1060TSP	\$291		
	9 3/4	59 5/8	8 1/2	21	6	VSVB1060TSP		\$608	\$669
	9 3/4	47 5/8	8 1/2	18	4	VSTB1048TSP	\$280		
	9 3/4	47 5/8	8 1/2	18	4	VSVB1048TSP		\$595	\$654
	9 3/4	41 5/8	8 1/2	16	4	VSTB1042TSP	\$273		
	9 3/4	41 5/8	8 1/2	16	4	VSVB1042TSP		\$586	\$646
	9 3/4	35 5/8	8 1/2	15	3	VSTB1036TSP	\$266		
	9 3/4	35 5/8	8 1/2	15	3	VSVB1036TSP		\$581	\$640
	9 3/4	29 5/8	8 1/2	14	3	VSTB1030TSP	\$260		
	9 3/4	29 5/8	8 1/2	14	3	VSVB1030TSP		\$574	\$631
	9 3/4	23 5/8	8 1/2	12	2	VSTB1024TSP	\$255		
	9 3/4	23 5/8	8 1/2	12	2	VSVB1024TSP		\$569	\$626
	9 3/4	19 5/8	8 1/2	11	2	VSTB1020TSP	\$253		
	9 3/4	19 5/8	8 1/2	11	2	VSVB1020TSP		\$566	\$623

- use with modular tops or bench height configurations
- chassis grommet available, specify and add \$56 list

Bench Height Support with Metal Braces 	9 3/4	19 5/8	8 1/2	19	3	VSTB1060ASP	\$348		
	9 3/4	19 5/8	8 1/2	19	3	VSVB1060ASP		\$657	\$723
	9 3/4	19 5/8	8 1/2	16	2	VSTB1048ASP	\$280		
	9 3/4	19 5/8	8 1/2	16	2	VSVB1048ASP		\$595	\$654
	9 3/4	19 5/8	8 1/2	14	2	VSTB1042ASP	\$273		
	9 3/4	19 5/8	8 1/2	14	2	VSVB1042ASP		\$586	\$646
	9 3/4	19 5/8	8 1/2	13	2	VSTB1036ASP	\$266		
	9 3/4	19 5/8	8 1/2	13	2	VSVB1036ASP		\$581	\$640
	9 3/4	19 5/8	8 1/2	12	2	VSTB1030ASP	\$260		
	9 3/4	19 5/8	8 1/2	12	2	VSVB1030ASP		\$574	\$631
	9 3/4	19 5/8	8 1/2	10	1	VSTB1024ASP	\$255		
	9 3/4	19 5/8	8 1/2	10	1	VSVB1024ASP		\$569	\$626
	9 3/4	19 5/8	8 1/2	9	1	VSTB1020ASP	\$253		
	9 3/4	19 5/8	8 1/2	9	1	VSVB1020ASP		\$566	\$623

- use with modular tops or bench height configurations
- chassis grommet available, specify and add \$56 list

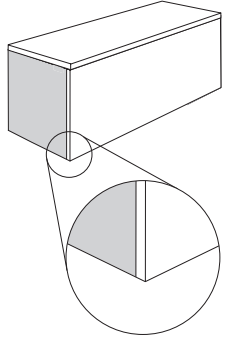
To Order, Specify:

① Model Number Laminate - VST Veneer - VSV

- ② Worksurface Material (see page [VI3](#))
 - a.) TFL
 - b.) HPL
- ③ Laminate Color (see page [VI3](#))
 - a.) Worksurface Color
 - b.) Chassis Color
 - c.) Drawer Color

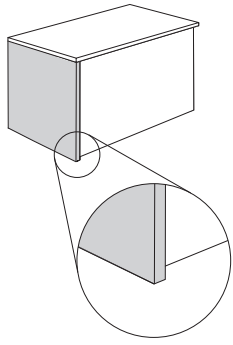
- ④ Edge Profile (see page [VI4](#))
- ⑤ Pull Style and Color (see page [VI5](#))
- ⑥ Optional Grommet Location & Color (see page [VI6](#))
- ⑦ Other Product Options (see page [VI10](#))
- ⑧ Accessories (see page [VS314](#))
- ⑨ Power and Data Options (see page [VS324](#))

Description	D	W	H	CTN WT	CU FT	① Model	Laminate	Essentials Veneer	Artisan Veneer
Modular End Panel for Shell Desks and Credenzas	3/4	46 7/8	28 5/16	31	4	VST47EP	\$268		
	3/4	46 7/8	28 5/16	31	4	VSV47EP		\$532	\$585
	3/4	40 7/8	28 5/16	27	4	VST41EP	\$256		
	3/4	40 7/8	28 5/16	27	4	VSV41EP		\$518	\$569
	3/4	34 7/8	28 5/16	23	3	VST35EP	\$242		
	3/4	34 7/8	28 5/16	23	3	VSV35EP		\$497	\$546
	3/4	28 7/8	28 5/16	18	3	VST29EP	\$227		
	3/4	28 7/8	28 5/16	18	3	VSV29EP		\$480	\$529
	3/4	22 7/8	28 5/16	14	2	VST23EP	\$214		
	3/4	22 7/8	28 5/16	14	2	VSV23EP		\$463	\$508
	3/4	18 7/8	28 5/16	13	2	VST19EP	\$205		
	3/4	18 7/8	28 5/16	13	2	VSV19EP		\$450	\$495



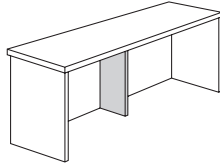
- use to create desk or credenza using modular top and modesty panel
- see pages [VS146-VS153](#) for modesty panels and pages [VI25-VI27](#) for selection guide
- chassis grommet available, specify and add \$56 list
- metal attachment brackets field installed to allow for use as right or left

Modular End Panel for Return Shell	3/4	47 5/8	28 5/16	31	4	VST48EP	\$268		
	3/4	47 5/8	28 5/16	31	4	VSV48EP		\$532	\$585
	3/4	41 5/8	28 5/16	27	4	VST42EP	\$256		
	3/4	41 5/8	28 5/16	27	4	VSV42EP		\$518	\$569
	3/4	35 5/8	28 5/16	23	3	VST36EP	\$242		
	3/4	35 5/8	28 5/16	23	3	VSV36EP		\$497	\$546
	3/4	29 5/8	28 5/16	19	3	VST30EP	\$227		
	3/4	29 5/8	28 5/16	19	3	VSV30EP		\$480	\$529
	3/4	23 5/8	28 5/16	15	2	VST24EP	\$214		
	3/4	23 5/8	28 5/16	15	2	VSV24EP		\$463	\$508
	3/4	19 5/8	28 5/16	13	2	VST20EP	\$205		
	3/4	19 5/8	28 5/16	13	2	VSV20EP		\$450	\$495



- use to create return shell using modular top and modesty panel
- see pages [VS146-VS153](#) for modesty panels and pages [VI25-VI27](#) for selection guide
- chassis grommet available, specify and add \$56 list
- metal attachment brackets field installed to allow for use as right or left

Description	D	W	H	CTN WT	CU FT	① Model	Laminate	Essentials Veneer	Artisan Veneer
Modular Center Support Panel	¾	12	28 ¾	8	1	VST12SP	\$190		
	¾	12	28 ¾	8	1	VSV12SP		\$431	\$472



- for use with modular configurations with an unsupported span greater than 48"
- NOT FOR USE ON THE END OF THE UNIT. Used as additional support for center of top
- MUST be used in conjunction with a modesty panel
- see pages [VS146-VS153](#) for modesty panels and pages [VI25-VI27](#) for selection guide
- metal attachment brackets field installed

Description	D	W	H	CTN WT	CU FT	① Model	List Price
Metal Support Rail for Modular Work Surface	2	67	¾	5	1	GP0267SB	\$125
	2	61	¾	5	1	GP0261SB	\$112
	2	55	¾	4	1	GP0255SB	\$105
	2	49	¾	4	1	GP0249SB	\$95
	2	43	¾	3	1	GP0243SB	\$90



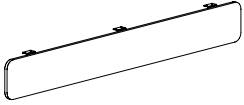
- black metal
- includes screws for attachment to worksurfaces 1" thick and greater
- required when worksurfaces unsupported span is greater than 48"
- GP0267SB used where unsupported width span is 67" to 74"
- GP0261SB used where unsupported width span is 63" to 68"
- GP0255SB used where unsupported width span is 57" to 62"
- GP0249SB used where unsupported width span is 51" to 56"
- GP0243SB used where unsupported width span is 49" to 50"
- 30"d tops with unsupported span 63"-74" require 2 rails; 36"d & 42"d tops require 2 rails

To Order, Specify:

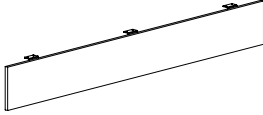
① Model Number Laminate - VST Veneer - VSV

- ② Worksurface Material (see page [VI3](#))
 - a.) TFL
 - b.) HPL
- ③ Laminate Color (see page [VI3](#))
 - a.) Worksurface Color
 - b.) Chassis Color
 - c.) Drawer Color
- ② Finish Color (see page [VI1](#))

- ④ Edge Profile (see page [VI4](#))
- ⑤ Pull Style and Color (see page [VI5](#))
- ⑥ Optional Grommet Location & Color (see page [VI6](#))
- ⑦ Other Product Options (see page [VI10](#))
- ⑧ Accessories (see page [VS314](#))
- ⑨ Power and Data Options (see page [VS324](#))

Description	D	W	H	CTN WT	CU FT	① Model	Laminate	Essentials Veneer	Artisan Veneer
Rounded Corner Hanging Modesty Panel 	¾	77½	10	19	3	VST7810HMPR	\$381		
	¾	77½	10	19	3	VSV7810HMPR		\$828	\$911
	¾	71½	10	18	3	VST7210HMPR	\$371		
	¾	71½	10	18	3	VSV7210HMPR		\$818	\$899
	¾	65½	10	17	2	VST6610HMPR	\$363		
	¾	65½	10	17	2	VSV6610HMPR		\$812	\$892
	¾	59½	10	15	2	VST6010HMPR	\$354		
	¾	59½	10	15	2	VSV6010HMPR		\$802	\$883
	¾	53½	10	14	2	VST5410HMPR	\$346		
	¾	53½	10	14	2	VSV5410HMPR		\$793	\$872
	¾	47½	10	12	2	VST4810HMPR	\$326		
	¾	47½	10	12	2	VSV4810HMPR		\$777	\$855
	¾	41½	10	11	2	VST4210HMPR	\$321		
	¾	41½	10	11	2	VSV4210HMPR		\$765	\$842
	¾	35½	10	10	2	VST3610HMPR	\$314		
	¾	35½	10	10	2	VSV3610HMPR		\$759	\$836
¾	29½	10	8	1	VST3010HMPR	\$308			
¾	29½	10	8	1	VSV3010HMPR		\$750	\$827	

- use with table desk, peninsula desk or run-off desk
- laminates up to 60"w runs vertical grain; wider than 60" will run horizontal grain
- veneer runs vertical grain
- mounting bracket is always Black

Description	D	W	H	CTN WT	CU FT	① Model	Laminate	Essentials Veneer	Artisan Veneer
Square Corner Hanging Modesty Panel 	¾	77 ½	10	19	3	VST7810HMPS	\$280		
	¾	77 ½	10	19	3	VSV7810HMPS		\$739	\$813
	¾	71 ½	10	18	3	VST7210HMPS	\$271		
	¾	71 ½	10	18	3	VSV7210HMPS		\$730	\$802
	¾	65 ½	10	17	2	VST6610HMPS	\$266		
	¾	65 ½	10	17	2	VSV6610HMPS		\$720	\$793
	¾	59 ½	10	15	2	VST6010HMPS	\$260		
	¾	59 ½	10	15	2	VSV6010HMPS		\$711	\$783
	¾	53 ½	10	14	2	VST5410HMPS	\$255		
	¾	53 ½	10	14	2	VSV5410HMPS		\$705	\$776
	¾	47 ½	10	12	2	VST4810HMPS	\$236		
	¾	47 ½	10	12	2	VSV4810HMPS		\$689	\$758
	¾	41 ½	10	11	2	VST4210HMPS	\$231		
	¾	41 ½	10	11	2	VSV4210HMPS		\$677	\$746
	¾	35 ½	10	10	2	VST3610HMPS	\$226		
	¾	35 ½	10	10	2	VSV3610HMPS		\$670	\$738
¾	29 ½	10	8	1	VST3010HMPS	\$218			
¾	29 ½	10	8	1	VSV3010HMPS		\$662	\$730	

- use with table desk, peninsula desk or run-off desk
- laminates up to 60" w runs vertical grain; wider than 60" will run horizontal grain
- veneer runs vertical grain
- mounting bracket is always Black

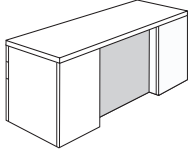
To Order, Specify:

① Model Number Laminate - VST Veneer - VSV

- ② Worksurface Material (see page [VI3](#))
 - a.) TFL
 - b.) HPL
- ③ Laminate Color (see page [VI3](#))
 - a.) Worksurface Color
 - b.) Chassis Color
 - c.) Drawer Color

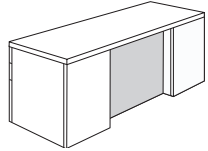
- ④ Edge Profile (see page [VI4](#))
- ⑤ Pull Style and Color (see page [VI5](#))
- ⑥ Optional Grommet Location & Color (see page [VI6](#))
- ⑦ Other Product Options (see page [VI10](#))
- ⑧ Accessories (see page [VS314](#))
- ⑨ Power and Data Options (see page [VS324](#))

Description	D	W	H	CTN WT	CU FT	① Model	Laminate	Essentials Veneer	Artisan Veneer
Modular Break Front Desk and Credenza Modesty Panel - 15 5/8" Pedestal	3/4	58 5/8	28	35	4	VST5928MDDE	\$328		
	3/4	59 5/8	28	35	4	VSV5928MDDE		\$597	\$656
	3/4	52 5/8	28	31	4	VST5328MDDE	\$312		
	3/4	52 5/8	28	31	4	VSV5328MDDE		\$578	\$637
	3/4	46 5/8	28	28	4	VST4728MDDE	\$292		
	3/4	46 5/8	28	28	4	VSV4728MDDE		\$558	\$613
	3/4	40 5/8	28	24	4	VST4128MDDE	\$278		
	3/4	40 5/8	28	24	4	VSV4128MDDE		\$538	\$594
	3/4	34 5/8	28	21	3	VST3528MDDE	\$261		
	3/4	34 5/8	28	21	3	VSV3528MDDE		\$522	\$573
	3/4	28 5/8	28	17	2	VST2928MDDE	\$224		
3/4	28 5/8	28	17	2	VSV2928MDDE		\$508	\$560	

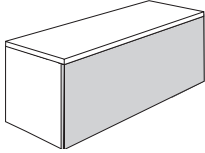
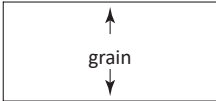


- use with combination or 15 5/8" w pedestals and/or wing end assemblies
 - chassis grommet available, specify and add \$56 list
 - see specification guide on pages [VI25-VI27](#) to determine proper size and model for your application
- Note: If desired application is not listed contact customer service for a quote.

Modular Break Front Desk and Credenza Modesty Panel - 18" Pedestal	3/4	53 7/8	28	39	4	VST5428MDDE	\$314		
	3/4	53 7/8	28	39	4	VSV5428MDDE		\$580	\$640
	3/4	47 7/8	28	35	4	VST4828MDDE	\$297		
	3/4	47 7/8	28	35	4	VSV4828MDDE		\$562	\$618
	3/4	41 7/8	28	31	3	VST4228MDDE	\$279		
	3/4	41 7/8	28	31	3	VSV4228MDDE		\$541	\$597
	3/4	35 7/8	28	27	3	VST3628MDDE	\$262		
	3/4	35 7/8	28	27	3	VSV3628MDDE		\$524	\$576
	3/4	29 7/8	28	23	3	VST3028MDDE	\$236		
	3/4	29 7/8	28	23	3	VSV3028MDDE		\$511	\$562
	3/4	23 7/8	28	19	2	VST2428MDDE	\$226		
3/4	23 7/8	28	19	2	VSV2428MDDE		\$494	\$543	



- use with combination or 18" w pedestals and/or wing end assemblies
 - chassis grommet available, specify and add \$56 list
 - see specification guide on pages [VI25-VI27](#) to determine proper size and model for your application
- Note: If desired application is not listed contact customer service for a quote.

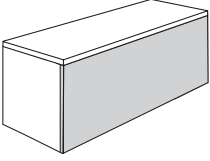

Description	D	W	H	CTN WT	CU FT	① Model	Laminate	Essentials Veneer	Artisan Veneer
Modular Desk and Credenza Overlay Back Panels - Vertical Grain  	¾	107⅞	28	76	8	VSV10828MBK		\$788	\$868
	¾	101⅞	28	72	7	VSV10228MBK		\$765	\$842
	¾	95⅞	28	68	7	VSV9628MBK		\$744	\$818
	¾	89⅞	28	64	6	VSV9028MBK		\$719	\$793
	¾	83⅞	28	60	6	VSV8428MBK		\$716	\$788
	¾	77⅞	28	55	6	VSV7828MBK		\$696	\$766
	¾	71⅞	28	51	5	VSV7228MBK		\$679	\$747
	¾	65⅞	28	47	5	VSV6628MBK		\$659	\$726
	¾	59⅞	28	35	4	VST6028MBK	\$334		
	¾	59⅞	28	35	4	VSV6028MBK		\$611	\$673
	¾	53⅞	28	32	4	VST5428MBK	\$319		
	¾	53⅞	28	32	4	VSV5428MBK		\$580	\$640
	¾	47⅞	28	28	4	VST4828MBK	\$301		
	¾	47⅞	28	28	4	VSV4828MBK		\$562	\$618
	¾	41⅞	28	25	3	VST4228MBK	\$284		
	¾	41⅞	28	25	3	VSV4228MBK		\$541	\$597
	¾	35⅞	28	21	3	VST3628MBK	\$266		
	¾	35⅞	28	21	3	VSV3628MBK		\$532	\$585
	¾	29⅞	28	18	2	VST3028MBK	\$244		
	¾	29⅞	28	18	2	VSV3028MBK		\$515	\$568

- use with modular pedestals and/or modular end panel for shell desk and credenza
 - panel overlays the back of pedestals or end panel
 - finished on both sides so can be used for open kneespace or shell applications
 - chassis grommet available, specify and add \$56 list
 - see specification guide on pages [VI25-VI27](#) to determine proper size and model for your application
- Note: If desired application is not listed contact customer service for a quote.

To Order, Specify:

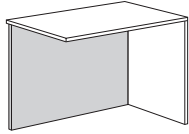
① Model Number Laminate - VST Veneer - VSV

- | | | |
|---|--|---|
| <p>② Worksurface Material (see page VI3)</p> <p>a.) TFL</p> <p>b.) HPL</p> <p>③ Laminate Color (see page VI3)</p> <p>a.) Worksurface Color</p> <p>b.) Chassis Color</p> <p>c.) Drawer Color</p> | <p>② Finish Color (see page VI1)</p> | <p>④ Edge Profile (see page VI4)</p> <p>⑤ Pull Style and Color (see page VI5)</p> <p>⑥ Optional Grommet Location & Color (see page VI6)</p> <p>⑦ Other Product Options (see page VI10)</p> <p>⑧ Accessories (see page VS314)</p> <p>⑨ Power and Data Options (see page VS324)</p> |
|---|--|---|

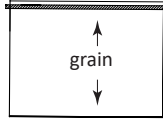
Description	D	W	H	CTN WT	CU FT	① Model	List Price
Modular Desk and Credenza Overlay Back Panel - Horizontal Grain  	¾	107⅞	28	76	8	VST28108MBK	\$483
	¾	101⅞	28	72	7	VST28102MBK	\$462
	¾	95⅞	28	68	7	VST2896MBK	\$440
	¾	89⅞	28	64	6	VST2890MBK	\$420
	¾	83⅞	28	60	6	VST2884MBK	\$397
	¾	77⅞	28	55	6	VST2878MBK	\$375
	¾	71⅞	28	51	5	VST2872MBK	\$356
	¾	65⅞	28	47	5	VST2866MBK	\$334
	¾	59⅞	28	43	5	VST2860MBK	\$313
	¾	53⅞	28	39	4	VST2854MBK	\$288
	¾	47⅞	28	35	4	VST2848MBK	\$267
	¾	41⅞	28	31	3	VST2842MBK	\$247
	¾	35⅞	28	27	3	VST2836MBK	\$225
	¾	29⅞	28	23	3	VST2830MBK	\$203

- use with modular pedestals and/or modular end panel for shell desk and credenza
 - panel overlays the back of pedestals or end panel
 - horizontal grain direction due to panel size limitations
 - finished on both sides so can be used for open kneespace or shell applications
 - chassis grommet available, specify and add \$56 list
 - see specification guide on pages [VI25-VI27](#) to determine proper size and model for your application
- Note: If desired application is not listed contact customer service for a quote.

Description	D	W	H	CTN WT	CU FT	① Model	Laminate	Essentials Veneer	Artisan Veneer
Modular Shell Return Modesty Panel - Vertical Grain	¾	84 ¼	28	60	6	VSV8528MDRS		\$710	\$782
	¾	78 ¼	28	60	6	VSV7928MDRS		\$684	\$753
	¾	72 ¼	28	56	6	VSV7328MDRS		\$658	\$723
	¾	66 ¼	28	56	6	VSV6728MDRS		\$632	\$695
	¾	60 ¼	28	52	5	VSV6128MDRS		\$616	\$679
	¾	54 ¼	28	32	4	VST5528MDRS	\$304		
	¾	54 ¾	28	32	4	VSV5528MDRS		\$582	\$641
	¾	48 ¼	28	28	4	VST4928MDRS	\$288		
	¾	48 ¼	28	28	4	VSV4928MDRS		\$556	\$610
	¾	42 ¼	28	25	3	VST4328MDRS	\$277		
	¾	42 ¼	28	25	3	VSV4328MDRS		\$543	\$599
	¾	36 ¼	28	21	3	VST3728MDRS	\$262		
	¾	36 ¼	28	21	3	VSV3728MDRS		\$528	\$580



top view approach side



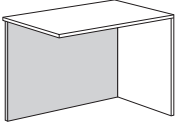
user side

- use with modular end panels for return shell, see page [VS142](#)
- chassis grommet available, specify and add \$56 list
- vertical grain direction
- modesty panel extends 7/8" beyond the end of the top to attach to the inside of the wind end of adjacent desk
- modesty panel is inset 13/16" from the approach side of return
- can be used for left or right unit
- panel includes screw holes on end for hookup of connecting unit wing end panel
- see specification guide on pages [VI25-VI27](#) to determine proper size and model for your application

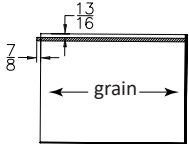
To Order, Specify:

① Model Number	Laminate - VST	Veneer - VSV
	<ul style="list-style-type: none"> ② Worksurface Material (see page VI3) <ul style="list-style-type: none"> a.) TFL b.) HPL ③ Laminate Color (see page VI3) <ul style="list-style-type: none"> a.) Worksurface Color b.) Chassis Color c.) Drawer Color 	<ul style="list-style-type: none"> ② Finish Color (see page VI1) ④ Edge Profile (see page VI4) ⑤ Pull Style and Color (see page VI5) ⑥ Optional Grommet Location & Color (see page VI6) ⑦ Other Product Options (see page VI10) ⑧ Accessories (see page VS314) ⑨ Power and Data Options (see page VS324)

Description	D	W	H	CTN WT	CU FT	① Model	List Price
Modular Shell Return	¾	84 ¼	28	52	5	VST2885MDRS	\$384
Modesty Panel - Horizontal Grain	¾	78 ¼	28	47	5	VST2879MDRS	\$370
	¾	72 ¼	28	47	5	VST2873MDRS	\$356
	¾	66 ¼	28	43	5	VST2867MDRS	\$334
	¾	60 ¼	28	43	5	VST2861MDRS	\$322

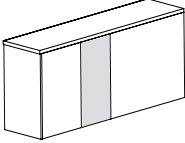


top view
approach side



user side

- use with modular end panels for return shell, see page [VS142](#)
- chassis grommet available, specify and add \$56 list
- horizontal grain direction due to panel size limitations
- modesty panel extends 7/8" beyond the end of the top to attach to the inside of the wind end of adjacent desk
- modesty panel is inset 13/16" from the approach side of return
- can be used for left or right unit
- panel includes screw holes on end for hookup of connecting unit wing end panel
- see specification guide on pages [VI25-VI27](#) to determine proper size and model for your application

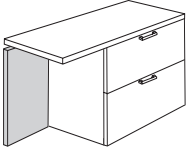
Description	D	W	H	CTN WT	CU FT	① Model	Laminate	Essentials Veneer	Artisan Veneer
Modular Credenza Modesty Panels 	¾	56 ¾	28	34	5	VST5728MDCG	\$307		
	¾	56 ¾	28	34	5	VSV5728MDCG		\$582	\$641
	¾	50 ¾	28	30	4	VST5128MDCG	\$297		
	¾	50 ¾	28	30	4	VSV5128MDCG		\$559	\$613
	¾	44 ¾	28	26	4	VST4528MDCG	\$283		
	¾	44 ¾	28	26	4	VSV4528MDCG		\$552	\$607
	¾	38 ¾	28	23	4	VST3928MDCG	\$267		
	¾	38 ¾	28	23	4	VSV3928MDCG		\$535	\$587
	¾	32 ¾	28	19	3	VST3328MDCG	\$253		
	¾	32 ¾	28	19	3	VSV3328MDCG		\$511	\$561
	¾	26 ¾	28	16	2	VST2728MDCG	\$236		
	¾	26 ¾	28	16	2	VSV2728MDCG		\$502	\$553
	¾	20 ¾	28	12	2	VST2128MDCG	\$222		
	¾	20 ¾	28	12	2	VSV2128MDCG		\$508	\$560
	¾	14 ¾	28	9	2	VST1528MDCG	\$211		
¾	14 ¾	28	9	2	VSV1528MDCG		\$470	\$519	

- use with one lateral file width pedestal and one 15 ¾" wing end assembly
 - chassis grommet available, specify and add \$56 list
 - see specification guide on pages [VI25-VI27](#) to determine proper size and model for your application
- Note: If desired application is not listed contact customer service for a quote.

To Order, Specify:

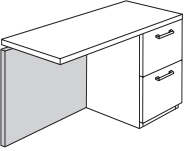
① Model Number Laminate - VST Veneer - VSV

- | | | |
|---|--|---|
| <p>② Worksurface Material (see page VI3)</p> <p>a.) TFL</p> <p>b.) HPL</p> <p>③ Laminate Color (see page VI3)</p> <p>a.) Worksurface Color</p> <p>b.) Chassis Color</p> <p>c.) Drawer Color</p> | <p>② Finish Color (see page VI1)</p> | <p>④ Edge Profile (see page VI4)</p> <p>⑤ Pull Style and Color (see page VI5)</p> <p>⑥ Optional Grommet Location & Color (see page VI6)</p> <p>⑦ Other Product Options (see page VI10)</p> <p>⑧ Accessories (see page VS314)</p> <p>⑨ Power and Data Options (see page VS324)</p> |
|---|--|---|

Description	D	W	H	CTN WT	CU FT	① Model	Laminate	Essentials Veneer	Artisan Veneer
Modular Pedestal Return Modesty Panel 	3/4	54 15/16	28	40	4	VST5528MDRB	\$304		
	3/4	54 15/16	28	40	4	VSV5528MDRB		\$582	\$641
	3/4	48 15/16	28	36	4	VST4928MDRB	\$288		
	3/4	48 15/16	28	36	4	VSV4928MDRB		\$556	\$610
	3/4	42 15/16	28	32	3	VST4328MDRB	\$277		
	3/4	42 15/16	28	32	3	VSV4328MDRB		\$543	\$599
	3/4	36 15/16	28	28	3	VST3728MDRB	\$262		
	3/4	36 15/16	28	28	3	VSV3728MDRB		\$528	\$580
	3/4	30 15/16	28	19	3	VST3128MDRB	\$247		
	3/4	30 15/16	28	19	3	VSV3128MDRB		\$511	\$561
	3/4	24 15/16	28	15	2	VST2528MDRB	\$228		
	3/4	24 15/16	28	15	2	VSV2528MDRB		\$494	\$543
	3/4	18 15/16	28	12	2	VST1828MDRB	\$217		
	3/4	18 15/16	28	12	2	VSV1828MDRB		\$473	\$522
	3/4	12 15/16	28	8	1	VST1328MDRB	\$210		
	3/4	12 15/16	28	8	1	VSV1328MDRB		\$459	\$503
	3/4	6 15/16	28	5	1	VST0728MDRB	\$199		
	3/4	6 5/16	28	5	1	VSV0728MDRB		\$441	\$487

* If desired application is not listed, contact customer service for a quote.

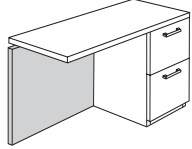
- use with lateral file or multi-file modular pedestals
- can be used for left or right unit
- panel butts to side of pedestal (pedestal back panel purchased separately)
- panel includes screw holes on end for hookup of return unit to desk unit
- extends 7/8" inside of connecting unit wing end panel
- chassis grommet available, specify and add \$56 list
- see specification guide on pages [VI25-VI27](#) to determine proper size and model for your application

Modular Pedestal Return Modesty Panel - 15 5/8" w Pedestal 	3/4	57 3/16	28	41	4	VST5728MDRA	\$307		
	3/4	57 3/16	28	41	4	VSV5728MDRA		\$582	\$641
	3/4	51 3/16	28	37	4	VST5128MDRA	\$297		
	3/4	51 3/16	28	37	4	VSV5128MDRA		\$559	\$613
	3/4	45 3/16	28	27	4	VST4528MDRA	\$283		
	3/4	45 3/16	28	27	4	VSV4528MDRA		\$552	\$607
	3/4	39 3/16	28	23	3	VST3928MDRA	\$267		
	3/4	39 3/16	28	23	3	VSV3928MDRA		\$535	\$587
	3/4	33 3/16	28	20	3	VST3328MDRA	\$253		
	3/4	33 3/16	28	20	3	VSV3328MDRA		\$511	\$561
	3/4	27 3/16	28	16	2	VST2728MDRA	\$236		
	3/4	27 3/16	28	16	2	VSV2728MDRA		\$502	\$553
	3/4	21 3/16	28	13	2	VST2128MDRA	\$222		
3/4	21 3/16	28	13	2	VSV2128MDRA		\$478	\$528	

* If desired application is not listed, contact customer service for a quote.

- use with 15 5/8" w modular pedestal or wing end assembly
- can be used for left or right unit
- panel butts to side of pedestal (pedestal back panel purchased separately)
- panel includes screw holes on end for hookup of return unit to desk unit
- extends 7/8" inside of connecting unit wing end panel
- chassis grommet available, specify and add \$56 list
- see specification guide on pages [VI25-VI27](#) to determine proper size and model for your application

Description	D	W	H	CTN WT	CU FT	① Model	Laminate	Essentials Veneer	Artisan Veneer
Modular Pedestal Return	¾	54 13/16	28	40	4	VST5528MDRA	\$303		
Modesty Panel - 18" w Pedestal	¾	54 13/16	28	40	4	VSV5528MDRA		\$582	\$641
	¾	48 13/16	28	36	4	VST4928MDRA	\$288		
	¾	48 13/16	28	36	4	VSV4928MDRA		\$559	\$613
	¾	42 13/16	28	32	3	VST4328MDRA	\$277		
	¾	42 13/16	28	32	3	VSV4328MDRA		\$543	\$599
	¾	36 13/16	28	28	3	VST3728MDRA	\$261		
	¾	36 13/16	28	28	3	VSV3728MDRA		\$528	\$580
	¾	30 13/16	28	23	3	VST3128MDRA	\$247		
	¾	30 13/16	28	23	3	VSV3128MDRA		\$511	\$561
	¾	24 13/16	28	19	2	VST2528MDRA	\$228		
	¾	24 13/16	28	19	2	VSV2528MDRA		\$494	\$543
	¾	18 13/16	28	15	2	VST1928MDRA	\$217		
	¾	18 13/16	28	15	2	VSV1928MDRA		\$478	\$528



* If desired application is not listed, contact customer service for a quote.

- use with 18" w modular pedestal or wing end assembly
- can be used for left or right unit
- panel butts to side of pedestal (pedestal back panel purchased separately)
- panel includes screw holes on end for hookup of return unit to desk unit
- extends 7/8" inside of connecting unit back panel
- chassis grommet available, specify and add \$56 list
- see specification guide on pages [VI25-VI27](#) to determine proper size and model for your application

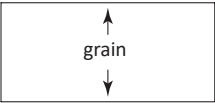
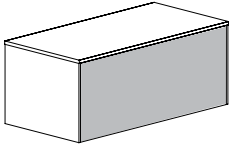
To Order, Specify:

① Model Number Laminate - VST Veneer - VSV

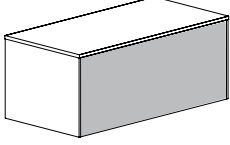
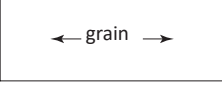
- ② Worksurface Material (see page [VI3](#))
 - a.) TFL
 - b.) HPL
- ③ Laminate Color (see page [VI3](#))
 - a.) Worksurface Color
 - b.) Chassis Color
 - c.) Drawer Color
- ④ Finish Color (see page [VI1](#))

- ④ Edge Profile (see page [VI4](#))
- ⑤ Pull Style and Color (see page [VI5](#))
- ⑥ Optional Grommet Location & Color (see page [VI6](#))
- ⑦ Other Product Options (see page [VI10](#))
- ⑧ Accessories (see page [VS314](#))
- ⑨ Power and Data Options (see page [VS324](#))

Description	D	W	H	CTN WT	CU FT	① Model	Laminate	Essentials Veneer	Artisan Veneer
Modular Desk Shell	3/4	106 3/8	28	75	8	VSV10828MODF		\$788	\$868
Modesty Panel - Vertical Grain	3/4	100 3/8	28	71	7	VSV10228MODF		\$765	\$842
	3/4	94 3/8	28	67	7	VSV9628MODF		\$744	\$818
	3/4	88 3/8	28	63	6	VSV9028MODF		\$719	\$793
	3/4	82 3/8	28	59	6	VSV8428MODF		\$716	\$788
	3/4	76 3/8	28	54	6	VSV7828MODF		\$696	\$766
	3/4	70 3/8	28	50	5	VSV7228MODF		\$679	\$747
	3/4	64 3/8	28	46	5	VSV6628MODF		\$659	\$726
	3/4	58 3/8	28	42	4	VST6028MODF	\$291		
	3/4	58 3/8	28	42	4	VSV6028MODF		\$628	\$691
	3/4	52 3/8	28	38	4	VST5428MODF	\$273		
	3/4	52 3/8	28	38	4	VSV5428MODF		\$608	\$669
	3/4	46 3/8	28	34	4	VST4828MODF	\$257		
	3/4	46 3/8	28	34	4	VSV4828MODF		\$586	\$646
	3/4	40 3/8	28	30	3	VST4228MODF	\$245		
	3/4	40 3/8	28	30	3	VSV4228MODF		\$568	\$625
	3/4	34 3/8	28	26	3	VST3628MODF	\$231		
	3/4	34 3/8	28	26	3	VSV3628MODF		\$548	\$603
	3/4	28 3/8	28	22	2	VST3028MODF	\$218		
	3/4	28 3/8	28	22	2	VSV3028MODF		\$531	\$583



- used to make a desk shell with inset modesty
- vertical grain direction

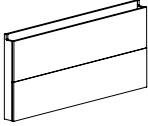
Description	D	W	H	CTN WT	CU FT	① Model	List Price
Laminate Modular Desk Shell Modesty Panel - Horizontal Grain  	¾	106¾	28	75	8	VST28108MODF	\$397
	¾	100¾	28	71	7	VST28102MODF	\$386
	¾	94¾	28	67	7	VST2896MODF	\$371
	¾	88¾	28	63	6	VST2890MODF	\$355
	¾	82¾	28	59	6	VST2884MODF	\$343
	¾	76¾	28	54	6	VST2878MODF	\$330
	¾	70¾	28	50	5	VST2872MODF	\$316
	¾	64¾	28	46	5	VST2866MODF	\$303
	¾	58¾	28	42	4	VST2860MODF	\$291
	¾	52¾	28	38	4	VST2854MODF	\$273
	¾	46¾	28	34	4	VST2848MODF	\$257
	¾	40¾	28	30	3	VST2842MODF	\$245
	¾	34¾	28	26	3	VST2836MODF	\$231
	¾	28¾	28	22	2	VST2830MODF	\$218

- used to make desk shell with inset modesty
- horizontal grain direction due to panel size limitations

To Order, Specify:

① Model Number Laminate - VST Veneer - VSV

- ② Worksurface Material (see page [VI3](#)) ② Finish Color (see page [VI1](#))
- a.) TFL
- b.) HPL
- ③ Laminate Color (see page [VI3](#))
- a.) Worksurface Color
- b.) Chassis Color
- c.) Drawer Color
- ④ Edge Profile (see page [VI4](#))
- ⑤ Pull Style and Color (see page [VI5](#))
- ⑥ Optional Grommet Location & Color (see page [VI6](#))
- ⑦ Other Product Options (see page [VI10](#))
- ⑧ Accessories (see page [VS314](#))
- ⑨ Power and Data Options (see page [VS324](#))

Description	D	W	H	CTN WT	CU FT	① Model	Laminate	Essentials Veneer	Artisan Veneer
Wall Access Modesty Panel for Bridge 	4 ¼	61 ½	28	60	7	VST6028WABM	\$923		
	4 ¼	61 ½	28	60	7	VSV6028WABM		\$1,672	\$1,841
	4 ¼	55 ½	28	54	7	VST5428WABM	\$891		
	4 ¼	55 ½	28	54	7	VSV5428WABM		\$1,616	\$1,778
	4 ¼	49 ½	28	48	6	VST4828WABM	\$861		
	4 ¼	49 ½	28	48	6	VSV4828WABM		\$1,561	\$1,718
	4 ¼	43 ½	28	42	5	VST4228WABM	\$830		
	4 ¼	43 ½	28	42	5	VSV4228WABM		\$1,507	\$1,659
	4 ¼	37 ½	28	36	5	VST3628WABM	\$801		
	4 ¼	37 ½	28	36	5	VSV3628WABM		\$1,457	\$1,601

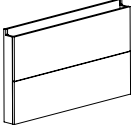
- use with desk and credenzas
- use as an alternative to bridge modesty
- top panel folds down to access wall outlets

Wall Access Modesty Panel for Return 	4 ¼	42 11⁄16	28	41	5	VST4328WARM	\$822		
	4 ¼	42 11⁄16	28	41	5	VSV4328WARM		\$1,519	\$1,670
	4 ¼	36 11⁄16	28	35	5	VST3728WARM	\$794		
	4 ¼	36 11⁄16	28	35	5	VSV3728WARM		\$1,465	\$1,613
	4 ¼	30 11⁄16	28	29	4	VST3128WARM	\$766		
	4 ¼	30 11⁄16	28	29	4	VSV3128WARM		\$1,423	\$1,566
	4 ¼	24 11⁄16	28	23	3	VST2528WARM	\$741		
	4 ¼	24 11⁄16	28	23	3	VSV2528WARM		\$1,375	\$1,513
	4 ¼	18 11⁄16	28	17	3	VST1928WARM	\$715		
4 ¼	18 11⁄16	28	17	3	VSV1928WARM		\$1,327	\$1,460	

- use for return with a 18" w pedestal
- use with peninsula workwall desk
- use as an alternative to bridge modesty
- top panel folds down to access wall outlets

Wall Access Modesty Panel for Return 	4 ¼	45 1⁄16	28	43	6	VST4628WARM	\$837		
	4 ¼	45 1⁄16	28	43	6	VSV4628WARM		\$1,529	\$1,682
	4 ¼	39 1⁄16	28	37	5	VST4028WARM	\$808		
	4 ¼	39 1⁄16	28	37	5	VSV4028WARM		\$1,478	\$1,625
	4 ¼	33 1⁄16	28	31	4	VST3428WARM	\$782		
	4 ¼	33 1⁄16	28	31	4	VSV3428WARM		\$1,433	\$1,575
	4 ¼	27 1⁄16	28	25	4	VST2828WARM	\$754		
	4 ¼	27 1⁄16	28	25	4	VSV2828WARM		\$1,384	\$1,524
	4 ¼	21 1⁄16	28	20	3	VST2228WARM	\$730		
4 ¼	21 1⁄16	28	20	3	VSV2228WARM		\$1,337	\$1,471	

- use for return with a 15 5⁄8" w pedestal
- use with peninsula workwall desk
- use as an alternative to bridge modesty
- top panel folds down to access wall outlets

Description	D	W	H	CTN WT	CU FT	① Model	Laminate	Essentials Veneer	Artisan Veneer
Wall Access Modesty Panel for Credenza 	4 1/4	47 7/8	28	46	6	VST4828WADM	\$835		
	4 1/4	47 7/8	28	46	6	VSV4828WADM		\$1,535	\$1,691
	4 1/4	41 7/8	28	40	5	VST4228WADM	\$812		
	4 1/4	41 7/8	28	40	5	VSV4228WADM		\$1,485	\$1,632
	4 1/4	35 7/8	28	34	5	VST3628WADM	\$788		
	4 1/4	35 7/8	28	34	5	VSV3628WADM		\$1,433	\$1,575
	4 1/4	29 7/8	28	28	4	VST3028WADM	\$766		
	4 1/4	29 7/8	28	28	4	VSV3028WADM		\$1,384	\$1,524
	4 1/4	23 7/8	28	22	3	VST2428WADM	\$744		
	4 1/4	23 7/8	28	22	3	VSV2428WADM		\$1,348	\$1,484

- use for credenza with a 18" w pedestal
- use as an alternative to credenza modesty
- top panel folds down to access wall outlets

Wall Access Modesty Panel for Credenza 	4 1/4	52 5/8	28	50	6	VST5328WADM	\$844		
	4 1/4	52 5/8	28	50	6	VSV5328WADM		\$1,578	\$1,738
	4 1/4	46 5/8	28	44	6	VST4728WADM	\$816		
	4 1/4	46 5/8	28	44	6	VSV4728WADM		\$1,526	\$1,679
	4 1/4	40 5/8	28	38	5	VST4128WADM	\$788		
	4 1/4	40 5/8	28	38	5	VSV4128WADM		\$1,475	\$1,623
	4 1/4	34 5/8	28	32	4	VST3528WADM	\$761		
	4 1/4	34 5/8	28	32	4	VSV3528WADM		\$1,424	\$1,567
	4 1/4	28 5/8	28	26	4	VST2928WADM	\$734		
	4 1/4	28 5/8	28	26	4	VSV2928WADM		\$1,377	\$1,514

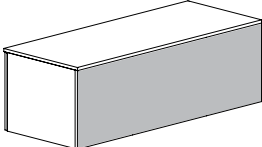
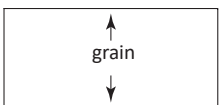
- use for credenza with a 15 5/8" w pedestal
- use as an alternative to credenza modesty
- top panel folds down to access wall outlets

To Order, Specify:

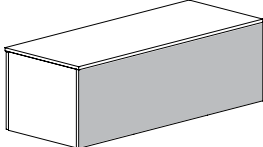
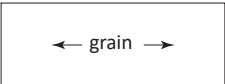
① Model Number Laminate - VST Veneer - VSV

- ② Worksurface Material (see page [VI3](#))
 - a.) TFL
 - b.) HPL
- ③ Laminate Color (see page [VI3](#))
 - a.) Worksurface Color
 - b.) Chassis Color
 - c.) Drawer Color
- ④ Finish Color (see page [VI1](#))

- ④ Edge Profile (see page [VI4](#))
- ⑤ Pull Style and Color (see page [VI5](#))
- ⑥ Optional Grommet Location & Color (see page [VI6](#))
- ⑦ Other Product Options (see page [VI10](#))
- ⑧ Accessories (see page [VS314](#))
- ⑨ Power and Data Options (see page [VS324](#))

Description	D	W	H	CTN WT	CU FT	① Model	Laminate	Essentials Veneer	Artisan Veneer
Modular Back Panel for Bench Height - Vertical Grain  	¾	108	18 ¾	54	4	VSVB10819MBK		\$640	\$705
	¾	102	18 ¾	50	4	VSVB10219MBK		\$623	\$685
	¾	96	18 ¾	49	4	VSVB9619MBK		\$605	\$666
	¾	90	18 ¾	46	4	VSVB9019MBK		\$587	\$647
	¾	84	18 ¾	41	4	VSVB8419MBK		\$570	\$628
	¾	78	18 ¾	39	3	VSVB7819MBK		\$553	\$608
	¾	72	18 ¾	36	3	VSVB7219MBK		\$534	\$588
	¾	66	18 ¾	33	3	VSVB6619MBK		\$518	\$569
	¾	60	18 ¾	30	2	VSTB6019MBK	\$283		
	¾	60	18 ¾	30	2	VSVB6019MBK		\$499	\$549
	¾	54	18 ¾	27	2	VSTB5419MBK	\$266		
	¾	54	18 ¾	27	2	VSVB5419MBK		\$482	\$530
	¾	48	18 ¾	24	2	VSTB4819MBK	\$248		
	¾	48	18 ¾	24	2	VSVB4819MBK		\$465	\$511
	¾	36	18 ¾	18	2	VSTB3619MBK	\$214		
	¾	36	18 ¾	18	2	VSVB3619MBK		\$429	\$472
	¾	30	18 ¾	15	2	VSTB3019MBK	\$195		
	¾	30	18 ¾	15	2	VSVB3019MBK		\$412	\$453
	¾	18	18 ¾	9	1	VSTB1819MBK	\$163		
	¾	18	18 ¾	9	1	VSVB1819MBK		\$377	\$416

- use with bench height modular pedestals
- panel overlays the back of pedestal
- finished on both sides
- provides a finished back for modular pedestals
- vertical grain direction

Description	D	W	H	CTN WT	CU FT	① Model	List Price
Laminate Modular Back Panel for Bench Height - Horizontal Grain  	¾	108	18 ¾	54	4	VSTB19108MBK	\$423
	¾	102	18 ¾	50	4	VSTB19102MBK	\$405
	¾	96	18 ¾	49	4	VSTB1996MBK	\$387
	¾	90	18 ¾	46	4	VSTB1990MBK	\$371
	¾	84	18 ¾	41	4	VSTB1984MBK	\$353
	¾	78	18 ¾	39	3	VSTB1978MBK	\$335
	¾	72	18 ¾	36	3	VSTB1972MBK	\$319
	¾	66	18 ¾	33	3	VSTB1966MBK	\$300
	¾	60	18 ¾	30	2	VSTB1960MBK	\$283
	¾	54	18 ¾	27	2	VSTB1954MBK	\$266
	¾	48	18 ¾	24	2	VSTB1948MBK	\$248
	¾	36	18 ¾	18	2	VSTB1936MBK	\$214
	¾	30	18 ¾	15	2	VSTB1930MBK	\$195
	¾	18	18 ¾	9	1	VSTB1918MBK	\$163

- use with bench height modular pedestals
- panel overlays the back of pedestal
- finished on both sides
- provides a finished back for modular pedestals
- horizontal grain direction

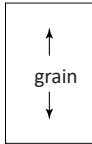
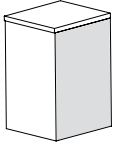
To Order, Specify:

① Model Number Laminate - VST Veneer - VSV

- ② Worksurface Material (see page [V13](#))
 - a.) TFL
 - b.) HPL
- ③ Laminate Color (see page [V13](#))
 - a.) Worksurface Color
 - b.) Chassis Color
 - c.) Drawer Color

- ④ Edge Profile (see page [V14](#))
- ⑤ Pull Style and Color (see page [V15](#))
- ⑥ Optional Grommet Location & Color (see page [V16](#))
- ⑦ Other Product Options (see page [V110](#))
- ⑧ Accessories (see page [VS314](#))
- ⑨ Power and Data Options (see page [VS324](#))

Description	D	W	H	CTN WT	CU FT	① Model	Laminate	Essentials Veneer	Artisan Veneer
Modular Full Height Back Panel for Modular Pedestal	¾	35 7/8	28	21	3	VST3628MPBK	\$204		
	¾	35 7/8	28	21	3	VSV3628MPBK		\$506	\$558
	¾	29 7/8	28	18	2	VST3028MPBK	\$192		
	¾	29 7/8	28	18	2	VSV3028MPBK		\$489	\$538
	¾	18	28	15	2	VST1828MPBK	\$173		
	¾	18	28	15	2	VSV1828MPBK		\$486	\$532
	¾	15 5/8	28	9	2	VST1628MPBK	\$161		
	¾	15 5/8	28	9	2	VSV1628MPBK		\$448	\$493



- use on back of modular pedestals
 - panel overlays the back of pedestals
 - see specification guide on pages [VI25-VI27](#) to determine proper size and model for your application
- Note: If desired application is not listed contact customer service for a quote.

Modular Filler Back Panel	¾	4	28	4	1	VST0428MBK	\$174		
	¾	4	28	4	1	VSV0428MBK		\$434	\$477



- use on backside of modular pedestal to fill gap created when back panel not specified
- fills space between pedestal and wall at end of modular run
- vertical grain

Filler Back Panel for Bench Height	¾	4	18 ¾	3	1	VSTB0419MBK	\$100		
	¾	4	18 ¾	3	1	VSVB0419MBK		\$336	\$370



- use on backside of modular pedestal to fill gap created when back panel not specified
- fills space between pedestal and wall at end of modular run
- vertical grain

Description	D	W	H	CTN WT	CU FT	① Model	Laminate	Essentials Veneer	Artisan Veneer
Peninsula Base Support - Executive Base	1½	12½	28¾	21	2	VST1328PEXB	\$696		
	1½	12½	28¾	21	2	VSV1328PEXB		\$1,141	\$1,230



- used with peninsula and run-off desk
- specify metal finish standard- no upcharge or metal finish upcharge- add \$103

To Order, Specify:

① Model Number Laminate - VST Veneer - VSV

- ② Worksurface Material (see page [V13](#))
 - a.) TFL
 - b.) HPL
- ③ Laminate Color (see page [V13](#))
 - a.) Worksurface Color
 - b.) Chassis Color
 - c.) Drawer Color
- ② Finish Color (see page [V11](#))

- ④ Edge Profile (see page [V14](#))
- ⑤ Pull Style and Color (see page [V15](#))
- ⑥ Optional Grommet Location & Color (see page [V16](#))
- ⑦ Other Product Options (see page [V110](#))
- ⑧ Accessories (see page [VS314](#))
- ⑨ Power and Data Options (see page [VS324](#))

Description	D	W	H	CTN WT	CU FT	Model	List Price
Taper Base	17 1/2	33 7/8	28 5/16	12	12	VSV3428PAB	\$1,361
	17 1/2	27 7/8	28 5/16	11	11	VSV2828PAB	\$1,352



- used with peninsula and run-off desk
- cannot be used as stand alone
- specify wood finish no upcharge or paint with upcharge of \$51

Truss Base	1 3/4	29 1/2	28 5/16	7	4	VSV3028PXB	\$1,270
-------------------	-------	--------	---------	---	---	-------------------	----------------



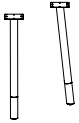
- used with peninsula and run-off desk 30" or 36" deep and 72" long or less
- cannot be used as stand alone
- specify wood finish
- total weight limit of items placed on peninsula is 150 lbs. maximum

Torii Base	5	35 1/2	28 5/16	14	5	VSV3628PTB	\$992
	5	29 1/2	28 5/16	13	4	VSV3028PTB	\$956



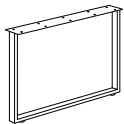
- used with peninsula and run-off desk 30" or 36" deep and 72" long or less
- cannot be used as stand alone
- specify wood finish
- total weight limit of items placed on peninsula is 150 lbs. maximum

Dowel Base (2 Leg Support)	2	2	28 5/16	15	2	VSV0228MKL2	\$871
-----------------------------------	---	---	---------	----	---	--------------------	--------------



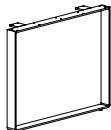
- used with peninsula and run-off desk
- legs are metal with wood feet
- specify wood finish no upcharge or paint with upcharge of \$51
- specify metal finish standard- no upcharge or metal finish upcharge- add \$103

Rectangular Base	2	35 13/16	28 5/16	18	4	VSB3628FSQ	\$729
	2	29 13/16	28 5/16	16	3	VSB3028FSQ	\$705
	2	23 13/16	28 5/16	14	3	VSB2428FSQ	\$665



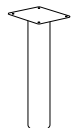
- used with peninsula and run-off desk
- VSB3628FSQ use with 36"d tops, VSB3028FSQ use with 30"d tops, VSB2428FSQ use with 24"d tops
- specify metal finish standard- no upcharge or metal finish upcharge- add \$103

Perimeter Base	3	35 13/16	28 5/16	58	4	VSB3628CPS	\$2,266
	3	29 13/16	28 5/16	53	3	VSB3028CPS	\$2,158



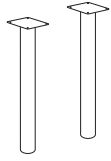
- used with peninsula and run-off desk
- VSB3628CPS use with 36"d tops, VSB3028CPS use with 30"d tops
- chrome metal finish only

Column Base	4	4	28 5/16	10	2	GP0428COL	\$496
--------------------	---	---	---------	----	---	------------------	--------------



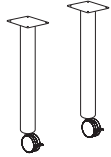
- used with peninsula and run-off desk
- 13 gauge steel
- specify metal finish standard- no upcharge or metal finish upcharge- add \$103

Description	D	W	H	CTN WT	CU FT	① Model	List Price
Metal Legs	2	2	28 5/16	12	1	VSB28LEG2	\$407



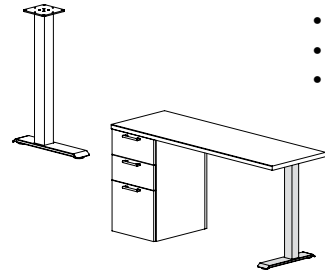
- set of two legs
- 2" diameter column
- 6" square mounting plate
- wood screws included for attachment to top
- specify Matte Black (MBK) or Arctic Silver (ASL)

Metal Legs with Casters	2	2	28 5/16	12	1	VSB28LEGC2	\$423
--------------------------------	---	---	---------	----	---	-------------------	--------------



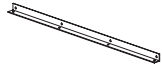
- set of two legs
- 2" diameter column
- 6" square mounting plate
- wood screws included for attachment to top
- specify Matte Black (MBK) or Arctic Silver (ASL)
- black nylon locking casters

Fixed Height T-Base	18	3 5/8	28	28	1	VSB0418FTB	\$422
----------------------------	----	-------	----	----	---	-------------------	--------------



- used on one end of modular return or bridge when placed alongside height adjustable T-base units
- not intended to be used as a set for freestanding
- specify Matte Black (MBK), Arctic Silver (ASL) or White (WH) metal finish

L-Bracket	1	27	1	4	1	VSB-LBRKT-30	\$116
	1	21	1	4	1	VSB-LBRKT-24	\$108
	1	17	1	3	1	VSB-LBRKT-20	\$102



- attach to tall storage or wall
- silver finish
- VSB-LBRKT-30 typically used with 30"d tops
- VSB-LBRKT-24 typically used with 24"d tops
- VSB-LBRKT-20 typically used with 20"d tops

To Order, Specify:

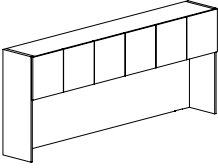
① Model Number

Laminate - VST

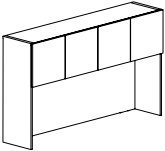
Veneer - VSV

- ② Worksurface Material (see page [VI3](#))
 - a.) TFL
 - b.) HPL
- ③ Laminate Color (see page [VI3](#))
 - a.) Worksurface Color
 - b.) Chassis Color
 - c.) Drawer Color

- ④ Edge Profile (see page [VI4](#))
- ⑤ Pull Style and Color (see page [VI5](#))
- ⑥ Optional Grommet Location & Color (see page [VI6](#))
- ⑦ Other Product Options (see page [VI10](#))
- ⑧ Accessories (see page [VS314](#))
- ⑨ Power and Data Options (see page [VS324](#))

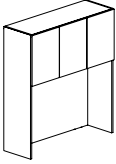
Description	D	W	H	CTN WT	CU FT	① Model	Laminate		Essentials Veneer			Artisan Veneer			
							Laminate Door	Alum. Frm Glass Door	Veneer Door	Alum. Frm Glass Door	Wood Frm Glass Door	Veneer Door	Alum. Frm Glass Door	Wood Frm Glass Door	
Storage Overhead Cabinet with Six Doors 	16 ³ / ₁₆	107 ³ / ₄	42 ¹ / ₂	327	51	VST16108SO	\$2,719	\$4,298							
	16 ³ / ₁₆	107 ³ / ₄	42 ¹ / ₂	327	51	VSV16108SO			\$4,943	\$6,523	\$5,498	\$5,439	\$7,019	\$5,992	
	16 ³ / ₁₆	101 ³ / ₄	42 ¹ / ₂	309	48	VST16102SO	\$2,565	\$4,103							
	16 ³ / ₁₆	101 ³ / ₄	42 ¹ / ₂	309	48	VSV16102SO			\$4,586	\$6,123	\$5,139	\$5,046	\$6,582	\$5,601	
	16 ³ / ₁₆	95 ³ / ₄	42 ¹ / ₂	291	45	VST1696SO	\$2,421	\$3,920							
	16 ³ / ₁₆	95 ³ / ₄	42 ¹ / ₂	291	45	VSV1696SO			\$4,242	\$5,741	\$4,796	\$4,668	\$6,167	\$5,222	
	16 ³ / ₁₆	89 ³ / ₄	42 ¹ / ₂	273	43	VST1690SO	\$2,284	\$3,739							
	16 ³ / ₁₆	89 ³ / ₄	42 ¹ / ₂	273	43	VSV1690SO			\$3,904	\$5,361	\$4,458	\$4,297	\$5,754	\$4,852	

- select door style
- aluminum frame door offered in both frosted or white back painted glass, specify when ordering
- white markerboard doors available, specify and add \$703 list to laminate or veneer door price
- locking available on laminate or wood doors, specify and add \$128 list; glass doors are non-locking
- small grommet in top of back to fit LED lights
- tackboards available, see pages [VS172-VS175](#) or [VS176-VS179](#)
- tasklights available, see pages [VS318](#)
- 25" vertical clearance from desk top to bottom of valance rail
- pulls not available

Description	D	W	H	CTN WT	CU FT	① Model	Laminate		Essentials Veneer			Artisan Veneer			
							Laminate Door	Alum. Frm Glass Door	Veneer Door	Alum. Frm Glass Door	Wood Frm Glass Door	Veneer Door	Alum. Frm Glass Door	Wood Frm Glass Door	
Storage Overhead Cabinet with Four Doors 	16 ³ / ₁₆	83 ³ / ₄	42 ¹ / ₂	244	40	VST1684SO	\$2,154	\$3,290							
	16 ³ / ₁₆	83 ³ / ₄	42 ¹ / ₂	244	40	VSV1684SO			\$3,601	\$4,737	\$4,089	\$3,962	\$5,099	\$4,449	
	16 ³ / ₁₆	77 ³ / ₄	42 ¹ / ₂	231	37	VST1678SO	\$2,031	\$3,129							
	16 ³ / ₁₆	77 ³ / ₄	42 ¹ / ₂	231	37	VSV1678SO			\$3,360	\$4,457	\$3,845	\$3,696	\$4,793	\$4,183	
	16 ³ / ₁₆	71 ³ / ₄	42 ¹ / ₂	218	34	VST1672SO	\$1,916	\$2,968							
	16 ³ / ₁₆	71 ³ / ₄	42 ¹ / ₂	218	34	VSV1672SO			\$3,136	\$4,187	\$3,621	\$3,448	\$4,502	\$3,933	
	16 ³ / ₁₆	65 ³ / ₄	42 ¹ / ₂	206	32	VST1666SO	\$1,811	\$2,824							
	16 ³ / ₁₆	65 ³ / ₄	42 ¹ / ₂	206	32	VSV1666SO			\$2,994	\$4,005	\$3,479	\$3,293	\$4,307	\$3,781	
	16 ³ / ₁₆	59 ³ / ₄	42 ¹ / ₂	193	29	VST1660SO	\$1,714	\$2,688							
	16 ³ / ₁₆	59 ³ / ₄	42 ¹ / ₂	193	29	VSV1660SO			\$2,860	\$3,832	\$3,345	\$3,146	\$4,116	\$3,632	
	16 ³ / ₁₆	53 ³ / ₄	42 ¹ / ₂	175	26	VST1654SO	\$1,623	\$2,553							
	16 ³ / ₁₆	53 ³ / ₄	42 ¹ / ₂	175	26	VSV1654SO			\$2,750	\$3,681	\$3,236	\$3,025	\$3,955	\$3,512	

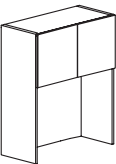
- select door style
- aluminum frame door offered in both frosted or white back painted glass, specify when ordering
- white markerboard doors available, specify and add \$615 list to laminate or veneer door price
- locking available on laminate or wood doors, specify and add \$89 list; glass doors are non-locking
- small grommet in top of back to fit LED lights
- tackboards available, see pages [VS172-VS175](#) or [VS176-VS179](#)
- tasklights available, see pages [VS318](#)
- 25" vertical clearance from desk top to bottom of valance rail
- pulls not available

Description	D	W	H	CTN WT	CU FT	① Model	Laminate		Essentials Veneer			Artisan Veneer		
							Laminate Door	Alum. Frm Glass Door	Veneer Door	Alum. Frm Glass Door	Wood Frm Glass Door	Veneer Door	Alum. Frm Glass Door	Wood Frm Glass Door
Storage Overhead Cabinet with Three Doors	16 3/16	47 3/4	42 1/2	154	23	VST1648SOR	\$1,535	\$2,286						
	16 3/16	47 3/4	42 1/2	154	23	VSV1648SOR			\$2,658	\$3,408	\$2,999	\$2,923	\$3,672	\$3,264
	16 3/16	47 3/4	42 1/2	154	23	VST1648SOL	\$1,535	\$2,286						
	16 3/16	47 3/4	42 1/2	154	23	VSV1648SOL			\$2,658	\$3,408	\$2,999	\$2,923	\$3,672	\$3,264
	16 3/16	41 3/4	42 1/2	135	21	VST1642SOR	\$1,458	\$2,165						
	16 3/16	41 3/4	42 1/2	135	21	VSV1642SOR			\$2,571	\$3,281	\$2,914	\$2,829	\$3,539	\$3,172
	16 3/16	41 3/4	42 1/2	135	21	VST1642SOL	\$1,458	\$2,165						
	16 3/16	41 3/4	42 1/2	135	21	VSV1642SOL			\$2,571	\$3,281	\$2,914	\$2,829	\$3,539	\$3,172



- select door style
- aluminum frame door offered in both frosted or white back painted glass, specify when ordering
- white markerboard doors available, specify and add \$434 list to laminate or veneer door price
- locking available on laminate or wood doors, specify and add \$84 list; glass doors are non-locking
- small grommet in top of back to fit LED lights
- tackboards available, see pages [VS172-VS175](#) or [VS176-VS179](#)
- tasklights available, see pages [VS318](#)
- 25" vertical clearance from desk top to bottom of valance rail
- right door configuration- 1 door hinges left and 2 doors hinge right
- left door configuration- 1 door hinges right and 2 doors hinge left
- pulls not available

Description	D	W	H	CTN WT	CU FT	① Model	Laminate		Essentials Veneer			Artisan Veneer		
							Laminate Door	Alum. Frm Glass Door	Veneer Door	Alum. Frm Glass Door	Wood Frm Glass Door	Veneer Door	Alum. Frm Glass Door	Wood Frm Glass Door
Storage Overhead Cabinet with Two Doors	16 3/16	35 3/4	42 1/2	115	18	VST1636SO	\$1,379	\$1,907						
	16 3/16	35 3/4	42 1/2	115	18	VSV1636SO			\$2,494	\$3,021	\$2,697	\$2,744	\$3,273	\$2,949
	16 3/16	29 3/4	42 1/2	101	15	VST1630SO	\$1,308	\$1,795						
	16 3/16	29 3/4	42 1/2	101	15	VSV1630SO			\$2,428	\$2,916	\$2,633	\$2,670	\$3,157	\$2,875



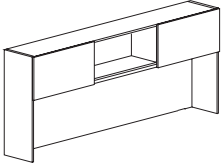
- select door style
- aluminum frame door offered in both frosted or white back painted glass, specify when ordering
- white markerboard doors available, specify and add \$258 list to laminate or veneer door price
- locking available on laminate or wood doors, specify and add \$53 list; glass doors are non-locking
- small grommet in top of back to fit LED lights
- tackboards available, see pages [VS172-VS175](#) or [VS176-VS179](#)
- tasklights available, see pages [VS318](#)
- 25" vertical clearance from desk top to bottom of valance rail
- pulls not available

To Order, Specify:

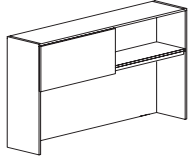
① Model Number Laminate - VST Veneer - VSV

- ② Worksurface Material (see page [VI3](#))
 - a.) TFL
 - b.) HPL
- ③ Laminate Color (see page [VI3](#))
 - a.) Worksurface Color
 - b.) Chassis Color
 - c.) Drawer Color

- ④ Edge Profile (see page [VI4](#))
- ⑤ Pull Style and Color (see page [VI5](#))
- ⑥ Optional Grommet Location & Color (see page [VI6](#))
- ⑦ Other Product Options (see page [VI10](#))
- ⑧ Accessories (see page [VS314](#))
- ⑨ Power and Data Options (see page [VS324](#))

Description	D	W	H	CTN WT	CU FT	① Model	Laminate	Essentials Veneer	Artisan Veneer
Storage Overhead Cabinet with Two Sliding Doors 	16 3/16	107 3/4	42 1/2	309	51	VST16108SD	\$3,147		
	16 3/16	107 3/4	42 1/2	327	51	VSV16108SD		\$5,375	\$5,912
	16 3/16	101 3/4	42 1/2	309	48	VST16102SD	\$2,979		
	16 3/16	101 3/4	42 1/2	309	48	VSV16102SD		\$5,015	\$5,516
	16 3/16	95 3/4	42 1/2	291	45	VST1696SD	\$2,823		
	16 3/16	95 3/4	42 1/2	291	45	VSV1696SD		\$4,675	\$5,137
	16 3/16	89 3/4	42 1/2	273	43	VST1690SD	\$2,672		
	16 3/16	89 3/4	42 1/2	273	43	VSV1690SD		\$4,335	\$4,771

- white markerboard doors available, specify and add list to laminate or veneer door price
- locking not available
- small grommet in top of back to fit LED lights
- tackboards available, see pages [VS172-VS175](#) or [VS176-VS179](#)
- tasklights available, see pages [VS318](#)
- 25" vertical clearance from desk top to bottom of valance rail
- pulls not available

Description	D	W	H	CTN WT	CU FT	① Model	Laminate	Essentials Veneer	Artisan Veneer
Storage Overhead Cabinet with Sliding Door 	16 3/16	83 3/4	42 1/2	244	40	VST1684SD	\$2,530		
	16 3/16	83 3/4	42 1/2	244	40	VSV1684SD		\$4,032	\$4,435
	16 3/16	77 3/4	42 1/2	231	37	VST1678SD	\$2,401		
	16 3/16	77 3/4	42 1/2	231	37	VSV1678SD		\$3,789	\$4,169
	16 3/16	71 3/4	42 1/2	218	34	VST1672SD	\$2,272		
	16 3/16	71 3/4	42 1/2	218	34	VSV1672SD		\$3,517	\$3,868
	16 3/16	65 3/4	42 1/2	206	32	VST1666SD	\$2,160		
	16 3/16	65 3/4	42 1/2	206	32	VSV1666SD		\$3,375	\$3,711
	16 3/16	59 3/4	42 1/2	193	29	VST1660SD	\$2,055		
	16 3/16	59 3/4	42 1/2	193	29	VSV1660SD		\$3,245	\$3,568
	16 3/16	53 3/4	42 1/2	175	26	VST1654SD	\$1,959		
	16 3/16	53 3/4	42 1/2	175	26	VSV1654SD		\$3,137	\$3,449
	16 3/16	47 3/4	42 1/2	154	23	VST1648SD	\$1,864		
	16 3/16	47 3/4	42 1/2	154	23	VSV1648SD		\$3,041	\$3,343
	16 3/16	41 3/4	42 1/2	135	21	VST1642SD	\$1,776		
	16 3/16	41 3/4	42 1/2	135	21	VSV1642SD		\$2,957	\$3,252
	16 3/16	41 3/4	42 1/2	115	18	VST1636SD	\$1,699		
	16 3/16	35 3/4	42 1/2	115	18	VSV1636SD		\$2,877	\$3,164
16 3/16	29 3/4	42 1/2	101	15	VST1630SD	\$1,671			
16 3/16	29 3/4	42 1/2	101	15	VSV1630SD		\$2,814	\$3,095	

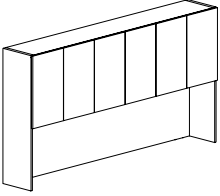
- white markerboard door available, specify and add \$238 list to laminate or veneer door price
- locking not available
- small grommet in top of back to fit LED lights
- tackboards available, see pages [VS172-VS175](#) or [VS176-VS179](#)
- tasklights available, see pages [VS318](#)
- 25" vertical clearance from desk top to bottom of valance rail
- pulls not available

To Order, Specify:

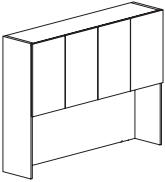
① Model Number Laminate - VST Veneer - VSV

- ② Worksurface Material (see page [VI3](#))
 - a.) TFL
 - b.) HPL
- ③ Laminate Color (see page [VI3](#))
 - a.) Worksurface Color
 - b.) Chassis Color
 - c.) Drawer Color

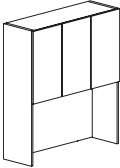
- ④ Edge Profile (see page [VI4](#))
- ⑤ Pull Style and Color (see page [VI5](#))
- ⑥ Optional Grommet Location & Color (see page [VI6](#))
- ⑦ Other Product Options (see page [VI10](#))
- ⑧ Accessories (see page [VS314](#))
- ⑨ Power and Data Options (see page [VS324](#))

Description	D	W	H	CTN WT	CU FT	① Model	Laminate		Essentials Veneer			Artisan Veneer			
							Laminate Door	Alum. Frm Glass Door	Veneer Door	Alum. Frm Glass Door	Wood Frm Glass Door	Veneer Door	Alum. Frm Glass Door	Wood Frm Glass Door	
Double Height Storage Overhead Cabinet with Six Doors 	16 3/16	107 3/4	54 1/2	421	65	VST16108DSO	\$3,343	\$5,428							
	16 3/16	107 3/4	54 1/2	421	65	VSV16108DSO			\$5,983	\$8,067	\$6,890	\$6,581	\$8,666	\$7,489	
	16 3/16	101 3/4	54 1/2	398	61	VST16102DSO	\$3,176	\$5,202							
	16 3/16	101 3/4	54 1/2	398	61	VSV16102DSO			\$5,640	\$7,667	\$6,546	\$6,204	\$8,230	\$7,112	
	16 3/16	95 3/4	54 1/2	375	58	VST1696DSO	\$3,000	\$4,968							
	16 3/16	95 3/4	54 1/2	375	58	VSV1696DSO			\$5,301	\$7,268	\$6,207	\$5,830	\$7,800	\$6,738	
	16 3/16	89 3/4	54 1/2	351	54	VST1690DSO	\$2,843	\$4,755							
	16 3/16	89 3/4	54 1/2	351	54	VSV1690DSO			\$5,078	\$6,988	\$5,985	\$5,585	\$7,496	\$6,493	

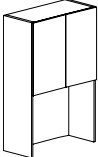
- select door style
- aluminum frame door offered in both frosted or white back painted glass, specify when ordering
- white markerboard doors available, specify and add \$1,149 list to laminate or veneer door price
- locking available on laminate or wood doors, specify and add \$128 list; glass doors are non-locking
- small grommet in top of back to fit LED lights
- tackboards available, see pages [VS172-VS175](#) or [VS176-VS179](#)
- tasklights available, see pages [VS318](#)
- 25" vertical clearance from desk top to bottom of valance rail
- pulls not available
- backside of unit intended to go against a wall, cabinet should be secured to a wall as a safety precaution

Description	D	W	H	CTN WT	CU FT	① Model	Laminate		Essentials Veneer			Artisan Veneer			
							Laminate Door	Alum. Frm Glass Door	Veneer Door	Alum. Frm Glass Door	Wood Frm Glass Door	Veneer Door	Alum. Frm Glass Door	Wood Frm Glass Door	
Double Height Storage Overhead Cabinet with Four Doors 	16 3/16	83 3/4	54 1/2	314	47	VST1684DSO	\$2,692	\$4,196							
	16 3/16	83 3/4	54 1/2	314	51	VSV1684DSO			\$4,681	\$6,185	\$5,388	\$5,148	\$6,653	\$5,856	
	16 3/16	77 3/4	54 1/2	297	47	VST1678DSO	\$2,549	\$3,997							
	16 3/16	77 3/4	54 1/2	297	47	VSV1678DSO			\$4,366	\$5,816	\$5,073	\$4,804	\$6,253	\$5,510	
	16 3/16	71 3/4	54 1/2	281	44	VST1672DSO	\$2,410	\$3,798							
	16 3/16	71 3/4	54 1/2	281	44	VSV1672DSO			\$4,073	\$5,462	\$4,780	\$4,480	\$5,869	\$5,187	
	16 3/16	65 3/4	54 1/2	265	40	VST1666DSO	\$2,283	\$3,616							
	16 3/16	65 3/4	54 1/2	265	40	VSV1666DSO			\$3,890	\$5,226	\$4,596	\$4,278	\$5,613	\$4,986	
	16 3/16	59 3/4	54 1/2	249	37	VST1660DSO	\$2,177	\$3,451							
	16 3/16	59 3/4	54 1/2	249	37	VSV1660DSO			\$3,714	\$4,990	\$4,421	\$4,089	\$5,364	\$4,794	
	16 3/16	53 3/4	54 1/2	225	33	VST1654DSO	\$2,068	\$3,285							
	16 3/16	53 3/4	54 1/2	225	33	VSV1654DSO			\$3,575	\$4,792	\$4,281	\$3,933	\$5,153	\$4,642	

- select door style
- aluminum frame door offered in both frosted or white back painted glass, specify when ordering
- white markerboard doors available, specify and add \$897 list to laminate or veneer door price
- locking available on laminate or wood doors, specify and add \$89 list; glass doors are non-locking
- small grommet in top of back to fit LED lights
- tackboards available, see pages [VS172-VS175](#) or [VS176-VS179](#)
- tasklights available, see pages [VS318](#)
- 25" vertical clearance from desk top to bottom of valance rail
- pulls not available
- backside of unit intended to go against a wall, cabinet should be secured to a wall as a safety precaution

Description	D	W	H	CTN WT	CU FT	① Model	Laminate		Essentials Veneer			Artisan Veneer			
							Laminate Door	Alum. Frm Glass Door	Veneer Door	Alum. Frm Glass Door	Wood Frm Glass Door	Veneer Door	Alum. Frm Glass Door	Wood Frm Glass Door	
Double Height Storage Overhead Cabinet with Three Doors 	16 3/16	47 3/4	54 1/2	198	30	VST1648DSOR	\$1,966	\$2,950							
	16 3/16	47 3/4	54 1/2	198	30	VSV1648DSOR			\$3,452	\$4,437	\$3,921	\$3,797	\$4,781	\$4,266	
	16 3/16	47 3/4	54 1/2	198	30	VST1648DSOL	\$1,966	\$2,950							
	16 3/16	47 3/4	54 1/2	198	30	VSV1648DSOL			\$3,452	\$4,437	\$3,921	\$3,797	\$4,781	\$4,266	
	16 3/16	41 3/4	54 1/2	174	26	VST1642DSOR	\$1,870	\$2,799							
	16 3/16	41 3/4	54 1/2	174	26	VSV1642DSOR			\$3,341	\$4,271	\$3,810	\$3,678	\$4,606	\$4,145	
	16 3/16	41 3/4	54 1/2	174	26	VST1642DSOL	\$1,870	\$2,799							
	16 3/16	41 3/4	54 1/2	174	26	VSV1642DSOL			\$3,341	\$4,271	\$3,810	\$3,678	\$4,606	\$4,145	

- select door style
- aluminum frame door offered in both frosted or white back painted glass, specify when ordering
- white markerboard doors available, specify and add \$595 list to laminate or veneer door price
- locking available on laminate or wood doors, specify and add \$84 list; glass doors are non-locking
- small grommet in top of back to fit LED lights
- tackboards available, see pages [VS172-VS175](#) or [VS176-VS179](#)
- tasklights available, see pages [VS318](#)
- 25" vertical clearance from desk top to bottom of valance rail
- right door configuration- 1 door hinges left and 2 doors hinge right
- left door configuration- 1 door hinges right and 2 doors hinge left
- pulls not available
- backside of unit intended to go against a wall, cabinet should be secured to a wall as a safety precaution

Description	D	W	H	CTN WT	CU FT	① Model	Laminate		Essentials Veneer			Artisan Veneer			
							Laminate Door	Alum. Frm Glass Door	Veneer Door	Alum. Frm Glass Door	Wood Frm Glass Door	Veneer Door	Alum. Frm Glass Door	Wood Frm Glass Door	
Double Height Storage Overhead Cabinet with Two Doors 	16 3/16	35 3/4	54 1/2	130	23	VST1636DSO	\$1,776	\$2,471							
	16 3/16	35 3/4	54 1/2	148	23	VSV1636DSO			\$3,240	\$3,934	\$3,560	\$3,565	\$4,262	\$3,887	
	16 3/16	29 3/4	54 1/2	130	19	VST1630DSO	\$1,691	\$2,328							
	16 3/16	29 3/4	54 1/2	130	19	VSV1630DSO			\$3,040	\$3,678	\$3,361	\$3,342	\$3,980	\$3,663	

- select door style
- aluminum frame door offered in both frosted or white back painted glass, specify when ordering
- white markerboard doors available, specify and add \$408 list to laminate or veneer door price
- locking available on laminate or wood doors, specify and add \$53 list; glass doors are non-locking
- small grommet in top of back to fit LED lights
- tackboards available, see pages [VS172-VS175](#) or [VS176-VS179](#)
- tasklights available, see pages [VS318](#)
- 25" vertical clearance from desk top to bottom of valance rail
- pulls not available
- backside of unit intended to go against a wall, cabinet should be secured to a wall as a safety precaution

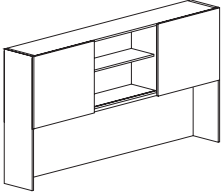
To Order, Specify:

① Model Number Laminate - VST Veneer - VSV

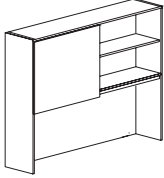
- ② Worksurface Material (see page [VI3](#))
 - a.) TFL
 - b.) HPL
- ③ Laminate Color (see page [VI3](#))
 - a.) Worksurface Color
 - b.) Chassis Color
 - c.) Drawer Color

- ④ Edge Profile (see page [VI4](#))
- ⑤ Pull Style and Color (see page [VI5](#))
- ⑥ Optional Grommet Location & Color (see page [VI6](#))
- ⑦ Other Product Options (see page [VI10](#))
- ⑧ Accessories (see page [VS314](#))
- ⑨ Power and Data Options (see page [VS324](#))

Description	D	W	H	CTN WT	CU FT	① Model	Laminate	Essentials Veneer	Artisan Veneer
Double Height Storage Overhead Cabinet with Two Sliding Doors	16 ³ / ₁₆	107 ³ / ₄	54 ¹ / ₂	421	65	VST16108DSD	\$3,776		
	16 ³ / ₁₆	107 ³ / ₄	54 ¹ / ₂	421	65	VSV16108DSD		\$6,501	\$7,153
	16 ³ / ₁₆	101 ³ / ₄	54 ¹ / ₂	398	61	VST16102DSD	\$3,589		
	16 ³ / ₁₆	101 ³ / ₄	54 ¹ / ₂	398	61	VSV16102DSD		\$6,168	\$6,784
	16 ³ / ₁₆	95 ³ / ₄	54 ¹ / ₂	375	58	VST1696DSD	\$3,415		
	16 ³ / ₁₆	95 ³ / ₄	54 ¹ / ₂	375	58	VSV1696DSD		\$5,835	\$6,422
	16 ³ / ₁₆	89 ³ / ₄	54 ¹ / ₂	351	54	VST1690DSD	\$3,250		
	16 ³ / ₁₆	89 ³ / ₄	54 ¹ / ₂	351	54	VSV1690DSD		\$5,637	\$6,199



- white markerboard doors available, specify and add list to laminate or veneer door price
- locking not available
- small grommet in top of back to fit LED lights
- tackboards available, see pages [VS172-VS175](#) or [VS176-VS179](#)
- tasklights available, see pages [VS318](#)
- 25" vertical clearance from desk top to bottom of valance rail
- pulls not available
- backside of unit intended to go against a wall, cabinet should be secured to a wall as a safety precaution

Description	D	W	H	CTN WT	CU FT	① Model	Laminate	Essentials Veneer	Artisan Veneer
Double Height Storage Overhead Cabinet with Sliding Door 	16 3/16	83 3/4	54 1/2	297	51	VST1684DSD	\$3,088		
	16 3/16	83 3/4	54 1/2	314	51	VSV1684DSD		\$5,239	\$5,764
	16 3/16	77 3/4	54 1/2	297	47	VST1678DSD	\$2,938		
	16 3/16	77 3/4	54 1/2	297	47	VSV1678DSD		\$4,925	\$5,417
	16 3/16	71 3/4	54 1/2	281	44	VST1672DSD	\$2,798		
	16 3/16	71 3/4	54 1/2	281	44	VSV1672DSD		\$4,573	\$5,030
	16 3/16	65 3/4	54 1/2	265	40	VST1666DSD	\$2,659		
	16 3/16	65 3/4	54 1/2	265	40	VSV1666DSD		\$4,388	\$4,827
	16 3/16	59 3/4	54 1/2	249	37	VST1660DSD	\$2,552		
	16 3/16	59 3/4	54 1/2	249	37	VSV1660DSD		\$4,216	\$4,640
	16 3/16	53 3/4	54 1/2	225	33	VST1654DSD	\$2,435		
	16 3/16	53 3/4	54 1/2	225	33	VSV1654DSD		\$4,075	\$4,483
	16 3/16	47 3/4	54 1/2	198	30	VST1648DSD	\$2,328		
	16 3/16	47 3/4	54 1/2	198	30	VSV1648DSD		\$3,952	\$4,347
	16 3/16	41 3/4	54 1/2	174	26	VST1642DSD	\$2,230		
	16 3/16	41 3/4	54 1/2	174	26	VSV1642DSD		\$3,842	\$4,227
	16 3/16	35 3/4	54 1/2	148	23	VST1636DSD	\$2,139		
	16 3/16	35 3/4	54 1/2	148	23	VSV1636DSD		\$3,740	\$4,113
16 3/16	29 3/4	54 1/2	130	19	VST1630DSD	\$2,114			
16 3/16	29 3/4	54 1/2	130	19	VSV1630DSD		\$3,656	\$4,021	

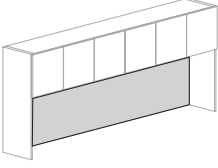
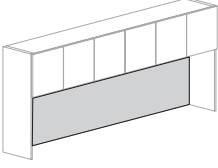
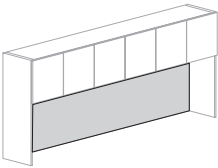
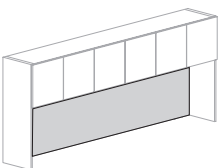
- white markerboard door available, specify and add \$315 list to laminate or veneer door price
- locking not available
- small grommet in top of back to fit LED lights
- tackboards available, see pages [VS172-VS175](#) or [VS176-VS179](#)
- tasklights available, see pages [VS318](#)
- 25" vertical clearance from desk top to bottom of valance rail
- pulls not available
- backside of unit intended to go against a wall, cabinet should be secured to a wall as a safety precaution

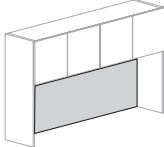
To Order, Specify:

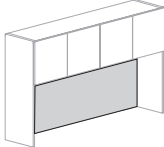
① Model Number Laminate - VST Veneer - VSV

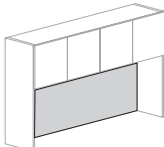
- ② Worksurface Material (see page [VI3](#))
 - a.) TFL
 - b.) HPL
- ③ Laminate Color (see page [VI3](#))
 - a.) Worksurface Color
 - b.) Chassis Color
 - c.) Drawer Color
- ④ Finish Color (see page [VI1](#))

- ④ Edge Profile (see page [VI4](#))
- ⑤ Pull Style and Color (see page [VI5](#))
- ⑥ Optional Grommet Location & Color (see page [VI6](#))
- ⑦ Other Product Options (see page [VI10](#))
- ⑧ Accessories (see page [VS314](#))
- ⑨ Power and Data Options (see page [VS324](#))

Description	D	W	H	CTN WT	CU FT	① Model	List Price Per Grade			
Tackboard for Front of 108" w Storage Overhead Cabinet  <ul style="list-style-type: none"> for use with 108" w overhead com ydg: 3 	½	106½	23	22	7	VSB10823TK	COM \$598 A \$745 B \$775 C \$864 D \$986 E \$1,098 F \$1,226 G \$1,378 H \$1,597 I \$1,663 J \$1,850			
	Tackboard for Front of 102" w Storage Overhead Cabinet  <ul style="list-style-type: none"> for use with 102" w overhead com ydg: 3 	100½	23	21	6	½	VSB10223TK	COM \$579 A \$728 B \$759 C \$845 D \$969 E \$1,082 F \$1,209 G \$1,360 H \$1,578 I \$1,644 J \$1,832		
		Tackboard for Front of 96" w Storage Overhead Cabinet  <ul style="list-style-type: none"> for use with 96" w overhead com ydg: 3 	½	94½	23	20	6	VSB9623TK	COM \$511 A \$648 B \$676 C \$757 D \$871 E \$975 F \$1,091 G \$1,231 H \$1,434 I \$1,493 J \$1,667	
			Tackboard for Front of 90" w Storage Overhead Cabinet  <ul style="list-style-type: none"> for use with 90" w overhead com ydg: 3 	½	88½	23	18	6	VSB9023TK	COM \$504 A \$641 B \$669 C \$749 D \$864 E \$969 F \$1,085 G \$1,225 H \$1,427 I \$1,487 J \$1,660

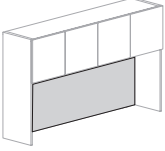
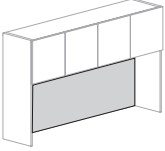
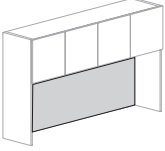
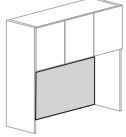
Description	D	W	H	CTN WT	CU FT	① Model	List Price Per Grade	
Tackboard for Front of 84" w Storage Overhead Cabinet  <ul style="list-style-type: none"> for use with 84" w overhead com ydg: 3 	1/2	82 1/8	23	17	5	VSB8423TK	COM \$466	
	A							\$592
	B							\$616
	C							\$691
	D							\$796
	E							\$891
	F							\$999
	G							\$1,127
	H							\$1,312
	I							\$1,366
	J							\$1,525

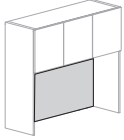
Tackboard for Front of 78" w Storage Overhead Cabinet  <ul style="list-style-type: none"> for use with 78" w overhead com ydg: 3 	1/2	76 1/8	23	16	5	VSB7823TK	COM \$450	
	A							\$563
	B							\$587
	C							\$655
	D							\$748
	E							\$836
	F							\$933
	G							\$1,050
	H							\$1,219
	I							\$1,268
	J							\$1,413

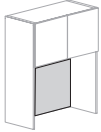
Tackboard for Front of 72" w Storage Overhead Cabinet  <ul style="list-style-type: none"> for use with 72" w overhead com ydg: 2 	1/2	70 1/8	23	15	5	VSB7223TK	COM \$423	
	A							\$526
	B							\$546
	C							\$607
	D							\$692
	E							\$770
	F							\$860
	G							\$963
	H							\$1,115
	I							\$1,160
	J							\$1,291

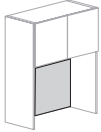
To Order, Specify:

- ① Model Number
- ② Fabric Selection: vendor, pattern, color
 Visit www.jsifurniture.com/finishes-and-materials/textiles for our textiles program. See selection of standard and graded in manufacturers and patterns.

Description	D	W	H	CTN WT	CU FT	① Model	List Price Per Grade
Tackboard for Front of 66" w Storage Overhead Cabinet  <ul style="list-style-type: none"> for use with 66" w overhead com ydg: 2 	1/2	64 1/8	23	14	4	VSB6623TK	COM \$394 A \$486 B \$504 C \$558 D \$634 E \$704 F \$782 G \$875 H \$1,010 I \$1,050 J \$1,165
Tackboard for Front of 60" w Storage Overhead Cabinet  <ul style="list-style-type: none"> for use with 60" w overhead com ydg: 2 	1/2	58 1/8	23	11	4	VSB6023TK	COM \$381 A \$471 B \$490 C \$544 D \$620 E \$689 F \$767 G \$861 H \$995 I \$1,036 J \$1,151
Tackboard for Front of 54" w Storage Overhead Cabinet  <ul style="list-style-type: none"> for use with 54" w overhead com ydg: 2 	1/2	52 1/8	23	11	4	VSB5423TK	COM \$352 A \$442 B \$461 C \$515 D \$592 E \$660 F \$738 G \$831 H \$967 I \$1,006 J \$1,121
Tackboard for Front of 48" w Storage Overhead Cabinet  <ul style="list-style-type: none"> for use with 48" w overhead com ydg: 2 	1/2	46 1/8	23	10	3	VSB4823TK	COM \$320 A \$399 B \$417 C \$464 D \$530 E \$590 F \$659 G \$740 H \$860 I \$894 J \$995

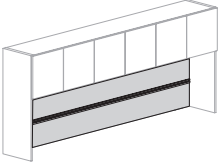
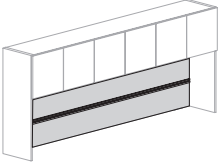
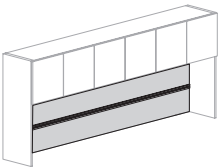
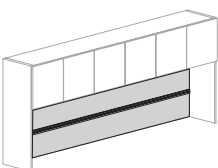
Description	D	W	H	CTN WT	CU FT	① Model	List Price Per Grade
Tackboard for Front of 42" w Storage Overhead Cabinet  <ul style="list-style-type: none"> for use with 42" w overhead com ydg: 2 	1/2	40 1/8	23	9	3	VSB4223TK	COM \$289 A \$358 B \$371 C \$412 D \$469 E \$522 F \$579 G \$650 H \$750 I \$781 J \$868

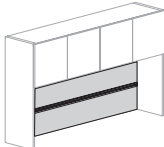
Tackboard for Front of 36" w Storage Overhead Cabinet  <ul style="list-style-type: none"> for use with 36" w overhead com ydg: 1 	1/2	34 1/8	23	8	3	VSB3623TK	COM \$260 A \$317 B \$329 C \$362 D \$409 E \$453 F \$501 G \$560 H \$645 I \$669 J \$742
---	-----	--------	----	---	---	------------------	--

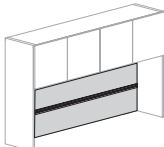
Tackboard for Front of 30" w Storage Overhead Cabinet  <ul style="list-style-type: none"> for use with 30" w overhead com ydg: 1 	1/2	28 1/8	23	7	2	VSB3023TK	COM \$248 A \$304 B \$316 C \$351 D \$397 E \$440 F \$490 G \$547 H \$632 I \$658 J \$730
---	-----	--------	----	---	---	------------------	--

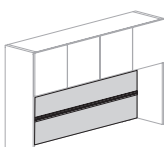
To Order, Specify:

- ① Model Number
- ② Fabric Selection: vendor, pattern, color
 Visit www.jsifurniture.com/finishes-and-materials/textiles for our textiles program. See selection of standard and graded in manufacturers and patterns.

Description	D	W	H	CTN WT	CU FT	① Model	List Price Per Grade	
Tackboard for Accessory Rail of 108" w Storage Overhead Cabinet  <ul style="list-style-type: none"> tackboard panels for above and below accessory rail not required; add-on for convenience application com ydg: 3 upper tackboard height: 8 1/4" lower tackboard height: 11 1/2" coordinates with VS_16108DSO, VS_16108SO, VS_16108DSD and VS_16108SD accessory rail sold separately, see page VS180 	1/2	106 1/8		19	4	VSB10823TKA	COM \$669	
	A \$817							
	B \$847							
	C \$935							
	D \$1,058							
	E \$1,171							
	F \$1,298							
	G \$1,450							
	H \$1,670							
	I \$1,735							
	J \$1,924							
	Tackboard for Accessory Rail of 102" w Storage Overhead Cabinet  <ul style="list-style-type: none"> tackboard panels for above and below accessory rail not required; add-on for convenience application com ydg: 3 upper tackboard height: 8 1/4" lower tackboard height: 11 1/2" coordinates with VS_16102DSO, VS_16102SO, VS_16102DSD and VS_16102SD accessory rail sold separately, see page VS180 	1/2	100 1/8		18	4	VSB10223TKA	COM \$652
		A \$800						
B \$831								
C \$918								
D \$1,041								
E \$1,155								
F \$1,281								
G \$1,433								
H \$1,653								
I \$1,719								
J \$1,907								
Tackboard for Accessory Rail of 96" w Storage Overhead Cabinet  <ul style="list-style-type: none"> tackboard panels for above and below accessory rail not required; add-on for convenience application com ydg: 3 upper tackboard height: 8 1/4" lower tackboard height: 11 1/2" coordinates with VS_1696DSO, VS_1696SO, VS_1696DSD and VS_1696SD accessory rail sold separately, see page VS180 		1/2	94 1/8		17	4	VSB9623TKA	COM \$582
		A \$719						
	B \$747							
	C \$828							
	D \$943							
	E \$1,047							
	F \$1,163							
	G \$1,303							
	H \$1,506							
	I \$1,566							
	J \$1,740							
	Tackboard for Accessory Rail of 90" w Storage Overhead Cabinet  <ul style="list-style-type: none"> tackboard panels for above and below accessory rail not required; add-on for convenience application com ydg: 3 upper tackboard height: 8 1/4" lower tackboard height: 11 1/2" coordinates with VS_1690DSO, VS_1690SO, VS_1690DSD and VS_1690SD accessory rail sold separately, see page VS180 	1/2	88 1/8		16	3	VSB9023TKA	COM \$576
		A \$713						
B \$741								
C \$821								
D \$935								
E \$1,040								
F \$1,157								
G \$1,297								
H \$1,499								
I \$1,560								
J \$1,733								

Description	D	W	H	CTN WT	CU FT	① Model	List Price Per Grade
Tackboard for Accessory Rail of 84" w Storage Overhead Cabinet 	1/2	82 7/8		15	3	VSB8423TKA	COM \$533
	<ul style="list-style-type: none"> tackboard panels for above and below accessory rail not required; add-on for convenience application com ydg: 3 upper tackboard height: 8 1/4" lower tackboard height: 11 1/2" coordinates with VS_1684DSO, VS_1684SO, VS_1684DSD and VS_1684SD accessory rail sold separately, see page VS180 						
	A \$659						
	B \$684						
	C \$759						
	D \$863						
	E \$957						
	F \$1,066						
	G \$1,193						
	H \$1,380						
	I \$1,435						
J \$1,594							

Tackboard for Accessory Rail of 78" w Storage Overhead Cabinet 	1/2	76 7/8		14	3	VSB7823TKA	COM \$519
	<ul style="list-style-type: none"> tackboard panels for above and below accessory rail not required; add-on for convenience application com ydg: 3 upper tackboard height: 8 1/4" lower tackboard height: 11 1/2" coordinates with VS_1678DSO, VS_1678SO, VS_1678DSD and VS_1678SD accessory rail sold separately, see page VS180 						
	A \$632						
	B \$656						
	C \$721						
	D \$817						
	E \$904						
	F \$1,002						
	G \$1,118						
	H \$1,288						
	I \$1,337						
J \$1,484							

Tackboard for Accessory Rail of 72" w Storage Overhead Cabinet 	1/2	70 7/8		13	3	VSB7223TKA	COM \$488
	<ul style="list-style-type: none"> tackboard panels for above and below accessory rail not required; add-on for convenience application com ydg: 2 upper tackboard height: 8 1/4" lower tackboard height: 11 1/2" coordinates with VS_1672DSO, VS_1672SO, VS_1672DSD and VS_1672SD accessory rail sold separately, see page VS180 						
	A \$589						
	B \$610						
	C \$672						
	D \$757						
	E \$835						
	F \$922						
	G \$1,027						
	H \$1,179						
	I \$1,225						
J \$1,356							

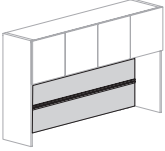
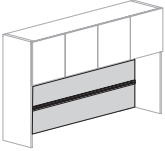
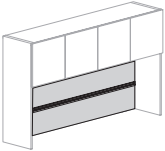
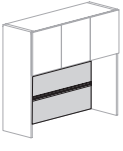
To Order, Specify:

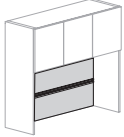
① Model Number


② Fabric Selection: vendor, pattern, color

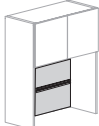
Visit www.jsifurniture.com/finishes-and-materials/textiles

for our textiles program. See selection of standard and graded in manufacturers and patterns.

Description	D	W	H	CTN WT	CU FT	① Model	List Price Per Grade
Tackboard for Accessory Rail of 66" w Storage Overhead Cabinet  <ul style="list-style-type: none"> tackboard panels for above and below accessory rail not required; add-on for convenience application com ydg: 2 upper tackboard height: 8 1/4" lower tackboard height: 11 1/2" coordinates with VS_1666DSO, VS_1666SO, VS_1666DSD and VS_1666SD accessory rail sold separately, see page VS180 	1/2	64 1/8		12	3	VSB6623TKA	COM \$460 A \$551 B \$569 C \$624 D \$699 E \$768 F \$846 G \$940 H \$1,076 I \$1,116 J \$1,232
	Tackboard for Accessory Rail of 60" w Storage Overhead Cabinet  <ul style="list-style-type: none"> tackboard panels for above and below accessory rail not required; add-on for convenience application com ydg: 2 upper tackboard height: 8 1/4" lower tackboard height: 11 1/2" coordinates with VS_1660DSO, VS_1660SO, VS_1660DSD and VS_1660SD accessory rail sold separately, see page VS180 	1/2	58 1/8		11	2	VSB6023TKA
Tackboard for Accessory Rail of 54" w Storage Overhead Cabinet  <ul style="list-style-type: none"> tackboard panels for above and below accessory rail not required; add-on for convenience application com ydg: 2 upper tackboard height: 8 1/4" lower tackboard height: 11 1/2" coordinates with VS_1654DSO, VS_1654SO, VS_1654DSD and VS_1654SD accessory rail sold separately, see page VS180 		1/2	52 1/8	0	10	2	VSB5423TKA
	Tackboard for Accessory Rail of 48" w Storage Overhead Cabinet  <ul style="list-style-type: none"> tackboard panels for above and below accessory rail not required; add-on for convenience application com ydg: 2 upper tackboard height: 8 1/4" lower tackboard height: 11 1/2" coordinates with VS_1648DSO, VS_1648SO, VS_1648DSD and VS_1648SD accessory rail sold separately, see page VS180 	1/2	46 1/8		9	2	VSB4823TKA

Description	D	W	H	CTN WT	CU FT	① Model	List Price Per Grade
Tackboard for Accessory Rail of 42" w Storage Overhead Cabinet  <ul style="list-style-type: none"> tackboard panels for above and below accessory rail not required; add-on for convenience application com ydg: 2 upper tackboard height: 8 1/4" lower tackboard height: 11 1/2" coordinates with VS_1642DSO, VS_1642SO, VS_1642DSD and VS_1642SD accessory rail sold separately, see page VS180 	1/2	40 7/8		8	2	VSB4223TKA	COM \$349
	A \$418						
	B \$432						
	C \$472						
	D \$529						
	E \$580						
	F \$639						
	G \$709						
	H \$811						
	I \$842						
	J \$929						

Tackboard for Accessory Rail of 36" w Storage Overhead Cabinet  <ul style="list-style-type: none"> tackboard panels for above and below accessory rail not required; add-on for convenience application com ydg: 1 upper tackboard height: 8 1/4" lower tackboard height: 11 1/2" coordinates with VS_1636DSO, VS_1636SO, VS_1636DSD and VS_1636SD accessory rail sold separately, see page VS180 	1/2	34 7/8		7	2	VSB3623TKA	COM \$321
	A \$379						
	B \$390						
	C \$424						
	D \$471						
	E \$514						
	F \$563						
	G \$622						
	H \$707						
	I \$733						
	J \$806						

Tackboard for Accessory Rail of 30" w Storage Overhead Cabinet  <ul style="list-style-type: none"> tackboard panels for above and below accessory rail not required; add-on for convenience application com ydg: 1 upper tackboard height: 8 1/4" lower tackboard height: 11 1/2" coordinates with VS_1630DSO, VS_1630SO, VS_1630DSD and VS_1630SD accessory rail sold separately, see page VS180 	1/2	28 7/8		6	1	VSB3023TKA	COM \$307
	A \$364						
	B \$375						
	C \$409						
	D \$458						
	E \$500						
	F \$549						
	G \$607						
	H \$692						
	I \$717						
	J \$791						

To Order, Specify:

① Model Number

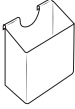

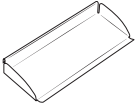
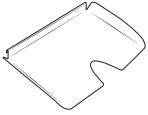
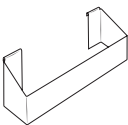
② Fabric Selection: vendor, pattern, color

Visit www.jsifurniture.com/finishes-and-materials/textiles

for our textiles program. See selection of standard and graded in manufacturers and patterns.

Description	D	W	H	CTN WT	CU FT	① Model	List Price
	¾	106⅞	3¼	9	3	VSB108AR	\$553
	¾	100⅞	3¼	8	3	VSB102AR	\$530
	¾	94⅞	3¼	7	3	VSB96AR	\$488
	¾	88⅞	3¼	7	3	VSB90AR	\$465
	¾	82⅞	3¼	6	2	VSB84AR	\$441
	¾	76⅞	3¼	6	2	VSB78AR	\$422
	¾	70⅞	3¼	5	2	VSB72AR	\$397
	¾	64⅞	3¼	4	2	VSB66AR	\$380
	¾	58⅞	3¼	4	2	VSB60AR	\$356
	¾	52⅞	3¼	4	2	VSB54AR	\$334
	¾	46⅞	3¼	3	2	VSB48AR	\$314
	¾	40⅞	3¼	3	1	VSB42AR	\$293
	¾	34⅞	3¼	3	1	VSB36AR	\$271
	¾	28⅞	3¼	2	1	VSB30AR	\$249

- used within overhead units for accessory tools

Description	D	W	H	CTN WT	CU FT	① Model	List Price
Upright Tray  <ul style="list-style-type: none"> pen and gadget cup Arctic Silver finish 	1 9/16	3 1/8	3 3/16	1	1	AC203CUP	\$121
Small Tray  <ul style="list-style-type: none"> tray for paper clips and other small items Arctic Silver finish 	3 5/16	2 11/16	7/8	1	1	AC403TRAY	\$92
Pencil Tray  <ul style="list-style-type: none"> tray for pencils and other small items Arctic Silver finish 	3 5/16	7 11/16	7/8	1	1	AC408TRAY	\$112
Paper Tray  <ul style="list-style-type: none"> tray for 8 1/2" x 11" letter paper size Arctic Silver finish 	9 7/16	13 3/16	7/8	1	1	AC912PAP	\$169
File Hanger  <ul style="list-style-type: none"> file hanger for 8 1/2" x 11" letter size hanging file folders Arctic Silver finish 	2 13/16	12 3/16	4	1	1	AC313FILE	\$160

To Order, Specify:

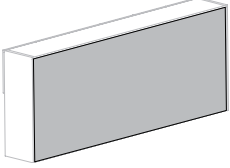
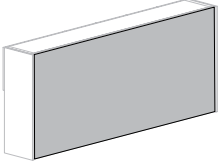
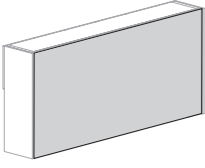
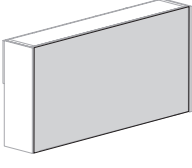
① Model Number

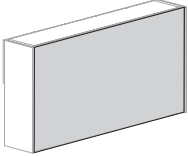
Laminate - VST

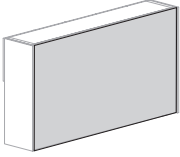
Veneer - VSV

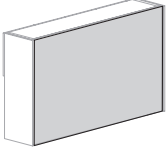
- ② Worksurface Material (see page [VI3](#))
 - a.) TFL
 - b.) HPL
- ③ Laminate Color (see page [VI3](#))
 - a.) Worksurface Color
 - b.) Chassis Color
 - c.) Drawer Color

- ④ Edge Profile (see page [VI4](#))
- ⑤ Pull Style and Color (see page [VI5](#))
- ⑥ Optional Grommet Location & Color (see page [VI6](#))
- ⑦ Other Product Options (see page [VI10](#))
- ⑧ Accessories (see page [VS314](#))
- ⑨ Power and Data Options (see page [VS324](#))

Description	D	W	H	CTN WT	CU FT	① Model	List Price Per Grade
Tackboard for Back of 108" w Storage Overhead Cabinet  <ul style="list-style-type: none"> for use with 108" w storage overhead cabinet com ydg: 3 	½	106½	41½	38	11	VSB10842TKB	COM \$828 A \$976 B \$1,006 C \$1,093 D \$1,217 E \$1,330 F \$1,457 G \$1,609 H \$1,830 I \$1,897 J \$2,086
Tackboard for Back of 102" w Storage Overhead Cabinet  <ul style="list-style-type: none"> for use with 102" w storage overhead cabinet com ydg: 3 	½	100½	41½	36	11	VSB10242TKB	COM \$804 A \$952 B \$983 C \$1,071 D \$1,194 E \$1,307 F \$1,434 G \$1,586 H \$1,806 I \$1,873 J \$2,063
Tackboard for Back of 96" w Storage Overhead Cabinet  <ul style="list-style-type: none"> for use with 96" w storage overhead cabinet com ydg: 3 	½	94½	41½	34	10	VSB9642TKB	COM \$731 A \$868 B \$896 C \$976 D \$1,090 E \$1,194 F \$1,311 G \$1,452 H \$1,655 I \$1,718 J \$1,892
Tackboard for Back of 90" w Storage Overhead Cabinet  <ul style="list-style-type: none"> for use with 90" w storage overhead cabinet com ydg: 3 	½	88½	41½	32	9	VSB9042TKB	COM \$730 A \$867 B \$895 C \$975 D \$1,089 E \$1,193 F \$1,310 G \$1,451 H \$1,654 I \$1,716 J \$1,891

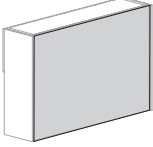
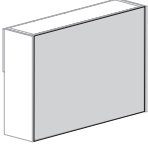
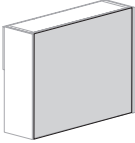
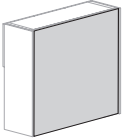
Description	D	W	H	CTN WT	CU FT	① Model	List Price Per Grade	
Tackboard for Back of 84" w Storage Overhead Cabinet  <ul style="list-style-type: none"> for use with 84" w storage overhead cabinet com ydg: 3 	1/2	82 1/8	41 5/8	30	9	VSB8442TKB	COM \$683	
	A							\$809
	B							\$835
	C							\$908
	D							\$1,012
	E							\$1,109
	F							\$1,216
	G							\$1,345
	H							\$1,531
	I							\$1,588
	J							\$1,748

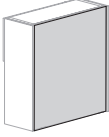
Tackboard for Back of 78" w Storage Overhead Cabinet  <ul style="list-style-type: none"> for use with 78" w storage overhead cabinet com ydg: 3 	1/2	76 1/8	41 5/8	28	8	VSB7842TKB	COM \$635	
	A							\$748
	B							\$772
	C							\$840
	D							\$934
	E							\$1,021
	F							\$1,118
	G							\$1,235
	H							\$1,405
	I							\$1,457
	J							\$1,602

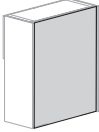
Tackboard for Back of 72" w Storage Overhead Cabinet  <ul style="list-style-type: none"> for use with 72" w storage overhead cabinet com ydg: 2 	1/2	70 1/8	41 5/8	26	8	VSB7242TKB	COM \$598	
	A							\$700
	B							\$720
	C							\$782
	D							\$867
	E							\$945
	F							\$1,033
	G							\$1,138
	H							\$1,291
	I							\$1,337
	J							\$1,469

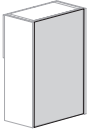
To Order, Specify:

- ① Model Number
- ② Fabric Selection: vendor, pattern, color
 Visit www.jsifurniture.com/finishes-and-materials/textiles for our textiles program. See selection of standard and graded in manufacturers and patterns.

Description	D	W	H	CTN WT	CU FT	① Model	List Price Per Grade
Tackboard for Back of 66" w Storage Overhead Cabinet  <ul style="list-style-type: none"> for use with 66" w storage overhead cabinet com ydg: 2 	1/2	64 1/8	41 3/8	23	7	VSB6642TKB	COM \$559 A \$650 B \$668 C \$721 D \$798 E \$868 F \$946 G \$1,039 H \$1,176 I \$1,217 J \$1,334
Tackboard for Back of 60" w Storage Overhead Cabinet  <ul style="list-style-type: none"> for use with 60" w storage overhead cabinet com ydg: 2 	1/2	58 1/8	41 3/8	21	7	VSB6042TKB	COM \$534 A \$626 B \$643 C \$699 D \$774 E \$843 F \$921 G \$1,014 H \$1,151 I \$1,192 J \$1,310
Tackboard for Back of 54" w Storage Overhead Cabinet  <ul style="list-style-type: none"> for use with 54" w storage overhead cabinet com ydg: 2 	1/2	52 1/8	41 3/8	19	6	VSB5442TKB	COM \$494 A \$573 B \$589 C \$637 D \$703 E \$764 F \$833 G \$914 H \$1,034 I \$1,070 J \$1,173
Tackboard for Back of 48" w Storage Overhead Cabinet  <ul style="list-style-type: none"> for use with 48" w storage overhead cabinet com ydg: 2 	1/2	46 1/8	41 3/8	17	5	VSB4842TKB	COM \$441 A \$522 B \$538 C \$585 D \$651 E \$712 F \$781 G \$863 H \$981 I \$1,017 J \$1,119

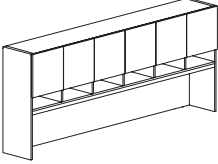
Description	D	W	H	CTN WT	CU FT	① Model	List Price Per Grade
Tackboard for Back of 42" w Storage Overhead Cabinet  <ul style="list-style-type: none"> for use with 42" w storage overhead cabinet com ydg: 2 	½	40 ⅞	41 ⅞	15	5	VSB4242TKB	COM \$402
	A \$471						
	B \$486						
	C \$526						
	D \$582						
	E \$635						
	F \$693						
	G \$764						
	H \$866						
	I \$897						
	J \$984						

Tackboard for Back of 36" w Storage Overhead Cabinet  <ul style="list-style-type: none"> for use with 36" w storage overhead cabinet com ydg: 1 	½	34 ⅞	41 ⅞	13	5	VSB3642TKB	COM \$362
	A \$419						
	B \$431						
	C \$465						
	D \$512						
	E \$556						
	F \$604						
	G \$663						
	H \$747						
	I \$774						
	J \$847						

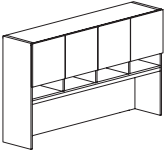
Tackboard for Back of 30" w Storage Overhead Cabinet  <ul style="list-style-type: none"> for use with 30" w storage overhead cabinet com ydg: 1 	½	28 ⅞	41 ⅞	11	4	VSB3042TKB	COM \$339
	A \$396						
	B \$408						
	C \$441						
	D \$489						
	E \$532						
	F \$581						
	G \$639						
	H \$726						
	I \$750						
	J \$823						

To Order, Specify:

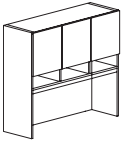
- ① Model Number
- ② Fabric Selection: vendor, pattern, color
 Visit www.jsifurniture.com/finishes-and-materials/textiles for our textiles program. See selection of standard and graded in manufacturers and patterns.

Description	D	W	H	CTN WT	CU FT	① Model	Laminate		Essentials Veneer			Artisan Veneer			
							Laminate Door	Alum. Frm Glass Door	Veneer Door	Alum. Frm Glass Door	Wood Frm Glass Door	Veneer Door	Alum. Frm Glass Door	Wood Frm Glass Door	
Storage Overhead Cabinet with Six Doors and Cubbies 	16 3/16	107 3/4	42 1/2	48	51	VST16108SOC	\$3,237	\$4,817							
	16 3/16	107 3/4	42 1/2	372	51	VSV16108SOC			\$6,296	\$7,876	\$6,849	\$6,921	\$8,501	\$7,476	
	16 3/16	101 3/4	42 1/2	352	48	VST16102SOC	\$3,066	\$4,603							
	16 3/16	101 3/4	42 1/2	352	48	VSV16102SOC			\$5,932	\$7,469	\$6,486	\$6,527	\$8,064	\$7,081	
	16 3/16	95 3/4	42 1/2	331	45	VST1696SOC	\$2,904	\$4,403							
	16 3/16	95 3/4	42 1/2	331	45	VSV1696SOC			\$5,589	\$7,088	\$6,144	\$6,148	\$7,645	\$6,703	
	16 3/16	89 3/4	42 1/2	311	43	VST1690SOC	\$2,750	\$4,207							
	16 3/16	89 3/4	42 1/2	311	43	VSV1690SOC			\$5,086	\$6,542	\$5,640	\$5,594	\$7,051	\$6,149	

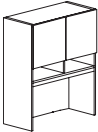
- select door style
- aluminum frame door offered in both frosted or white back painted glass, specify when ordering
- white markerboard doors available, specify and add \$703 list to laminate or veneer door price
- locking available on laminate or wood doors, specify and add \$128 list; glass doors are non-locking
- small grommet in top of back to fit LED lights
- tackboards available, see pages [VS196-VS199](#) or [VS200-VS203](#)
- tasklights available, see pages [VS318](#)
- 19" vertical clearance from desk top to bottom of valance rail
- pulls not available

Description	D	W	H	CTN WT	CU FT	① Model	Laminate		Essentials Veneer			Artisan Veneer			
							Laminate Door	Alum. Frm Glass Door	Veneer Door	Alum. Frm Glass Door	Wood Frm Glass Door	Veneer Door	Alum. Frm Glass Door	Wood Frm Glass Door	
Storage Overhead Cabinet with Four Doors and Cubbies 	16 3/16	83 3/4	42 1/2	279	40	VST1684SOC	\$2,606	\$3,742							
	16 3/16	83 3/4	42 1/2	279	40	VSV1684SOC			\$4,628	\$5,765	\$5,115	\$5,092	\$6,228	\$5,578	
	16 3/16	77 3/4	42 1/2	264	37	VST1678SOC	\$2,467	\$3,562							
	16 3/16	77 3/4	42 1/2	264	37	VSV1678SOC			\$4,266	\$5,363	\$4,752	\$4,691	\$5,788	\$5,177	
	16 3/16	71 3/4	42 1/2	248	34	VST1672SOC	\$2,334	\$3,387							
	16 3/16	71 3/4	42 1/2	248	34	VSV1672SOC			\$3,927	\$4,981	\$4,413	\$4,319	\$5,372	\$4,805	
	16 3/16	65 3/4	42 1/2	234	32	VST1666SOC	\$2,211	\$3,223							
	16 3/16	65 3/4	42 1/2	234	32	VSV1666SOC			\$3,713	\$4,725	\$4,199	\$4,088	\$5,099	\$4,574	
	16 3/16	59 3/4	42 1/2	218	29	VST1660SOC	\$2,109	\$3,080							
	16 3/16	59 3/4	42 1/2	218	29	VSV1660SOC			\$3,516	\$4,487	\$4,002	\$3,867	\$4,837	\$4,353	
	16 3/16	53 3/4	42 1/2	198	26	VST1654SOC	\$2,004	\$2,933							
16 3/16	53 3/4	42 1/2	198	26	VSV1654SOC			\$3,353	\$4,281	\$3,838	\$3,688	\$4,618	\$4,174		

- select door style
- aluminum frame door offered in both frosted or white back painted glass, specify when ordering
- white markerboard doors available, specify and add \$615 list to laminate or veneer door price
- locking available on laminate or wood doors, specify and add \$89 list; glass doors are non-locking
- small grommet in top of back to fit LED lights
- tackboards available, see pages [VS196-VS199](#) or [VS200-VS203](#)
- tasklights available, see pages [VS318](#)
- 19" vertical clearance from desk top to bottom of valance rail
- pulls not available

Description	D	W	H	CTN WT	CU FT	① Model	Laminate		Essentials Veneer			Artisan Veneer		
							Laminate Door	Alum. Frm Glass Door	Veneer Door	Alum. Frm Glass Door	Wood Frm Glass Door	Veneer Door	Alum. Frm Glass Door	Wood Frm Glass Door
Storage Overhead Cabinet with Three Doors and Cubbies 	16 3/16	47 3/4	42 1/2	174	23	VST1648SOCR	\$1,908	\$2,658						
	16 3/16	47 3/4	42 1/2	174	23	VSV1648SOCR			\$3,211	\$3,961	\$3,553	\$3,533	\$4,282	\$3,874
	16 3/16	47 3/4	42 1/2	174	23	VST1648SOCL	\$1,908	\$2,658						
	16 3/16	47 3/4	42 1/2	174	23	VSV1648SOCL			\$3,211	\$3,961	\$3,553	\$3,533	\$4,282	\$3,874
	16 3/16	41 3/4	42 1/2	153	21	VST1642SOCR	\$1,811	\$2,520						
	16 3/16	41 3/4	42 1/2	153	21	VSV1642SOCR			\$3,084	\$3,792	\$3,425	\$3,394	\$4,103	\$3,736
	16 3/16	41 3/4	42 1/2	153	21	VST1642SOCL	\$1,811	\$2,520						
	16 3/16	41 3/4	42 1/2	153	21	VSV1642SOCL			\$3,084	\$3,792	\$3,425	\$3,394	\$4,103	\$3,736

- select door style
- aluminum frame door offered in both frosted or white back painted glass, specify when ordering
- white markerboard doors available, specify and add \$434 list to laminate or veneer door price
- locking available on laminate or wood doors, specify and add \$84 list; glass doors are non-locking
- small grommet in top of back to fit LED lights
- tackboards available, see pages [VS196-VS199](#) or [VS200-VS203](#)
- tasklights available, see pages [VS318](#)
- 19" vertical clearance from desk top to bottom of valance rail
- right door configuration- 1 door hinges left and 2 doors hinge right
- left door configuration- 1 door hinges right and 2 doors hinge left
- pulls not available

Description	D	W	H	CTN WT	CU FT	① Model	Laminate		Essentials Veneer			Artisan Veneer		
							Laminate Door	Alum. Frm Glass Door	Veneer Door	Alum. Frm Glass Door	Wood Frm Glass Door	Veneer Door	Alum. Frm Glass Door	Wood Frm Glass Door
Storage Overhead Cabinet with Two Doors and Cubbies 	16 3/16	35 3/4	42 1/2	130	18	VST1636SOC	\$1,723	\$2,250						
	16 3/16	35 3/4	42 1/2	130	18	VSV1636SOC			\$2,966	\$3,494	\$3,171	\$3,264	\$3,792	\$3,467
	16 3/16	29 3/4	42 1/2	114	15	VST1630SOC	\$1,640	\$2,126						
	16 3/16	29 3/4	42 1/2	114	15	VSV1630SOC			\$2,877	\$3,364	\$3,080	\$3,164	\$3,652	\$3,368

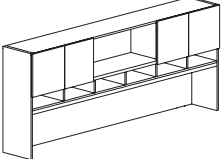
- select door style
- aluminum frame door offered in both frosted or white back painted glass, specify when ordering
- white markerboard doors available, specify and add \$258 list to laminate or veneer door price
- locking available on laminate or wood doors, specify and add \$53 list; glass doors are non-locking
- small grommet in top of back to fit LED lights
- tackboards available, see pages [VS196-VS199](#) or [VS200-VS203](#)
- tasklights available, see pages [VS318](#)
- 19" vertical clearance from desk top to bottom of valance rail
- pulls not available

To Order, Specify:

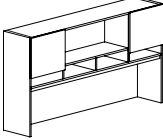
① Model Number Laminate - VST Veneer - VSV

- ② Worksurface Material (see page [VI3](#))
 - a.) TFL
 - b.) HPL
- ③ Laminate Color (see page [VI3](#))
 - a.) Worksurface Color
 - b.) Chassis Color
 - c.) Drawer Color

- ④ Edge Profile (see page [VI4](#))
- ⑤ Pull Style and Color (see page [VI5](#))
- ⑥ Optional Grommet Location & Color (see page [VI6](#))
- ⑦ Other Product Options (see page [VI10](#))
- ⑧ Accessories (see page [VS314](#))
- ⑨ Power and Data Options (see page [VS324](#))

Description	D	W	H	CTN WT	CU FT	① Model	Laminate		Essentials Veneer			Artisan Veneer			
							Laminate Door	Alum. Frm Glass Door	Veneer Door	Alum. Frm Glass Door	Wood Frm Glass Door	Veneer Door	Alum. Frm Glass Door	Wood Frm Glass Door	
Storage Overhead Cabinet with Four Doors, Open Center Shelf and Cubbies 	16 3/16	107 3/4	42 1/2	317	51	VST16108SMOC	\$3,146	\$4,204							
	16 3/16	107 3/4	42 1/2	317	51	VSV16108SMOC			\$6,131	\$7,190	\$6,618	\$6,746	\$7,805	\$7,231	
	16 3/16	101 3/4	42 1/2	299	48	VST16102SMOC	\$2,971	\$4,002							
	16 3/16	101 3/4	42 1/2	299	48	VSV16102SMOC			\$5,772	\$6,802	\$6,259	\$6,350	\$7,380	\$6,837	
	16 3/16	95 3/4	42 1/2	281	45	VST1696SMOC	\$2,814	\$4,133							
	16 3/16	95 3/4	42 1/2	281	45	VSV1696SMOC			\$5,429	\$6,748	\$5,915	\$5,970	\$7,291	\$6,458	
	16 3/16	89 3/4	42 1/2	263	43	VST1690SMOC	\$2,659	\$3,941							
	16 3/16	89 3/4	42 1/2	263	43	VSV1690SMOC			\$4,925	\$6,207	\$5,413	\$5,417	\$6,700	\$5,903	

- select door style
- aluminum frame door offered in both frosted or white back painted glass, specify when ordering
- white markerboard doors available, specify and add \$615 list to laminate or veneer door price
- locking available on laminate or wood doors, specify and add \$89 list; glass doors are non-locking
- small grommet in top of back to fit LED lights
- tackboards available, see pages [VS196-VS199](#) or [VS200-VS203](#)
- tasklights available, see pages [VS318](#)
- 19" vertical clearance from desk top to bottom of valance rail
- pulls not available

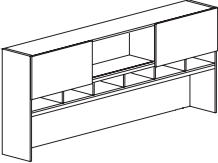
Description	D	W	H	CTN WT	CU FT	① Model	Laminate		Essentials Veneer			Artisan Veneer		
							Laminate Door	Alum. Frm Glass Door	Veneer Door	Alum. Frm Glass Door	Wood Frm Glass Door	Veneer Door	Alum. Frm Glass Door	Wood Frm Glass Door
Storage Overhead Cabinet with Two Doors, Open Center Shelf and Cubbies 	16 3/16	83 3/4	42 1/2	234	40	VST1684SMOC	\$2,514	\$3,084						
	16 3/16	83 3/4	42 1/2	234	40	VSV1684SMOC			\$4,466	\$5,035	\$4,669	\$4,917	\$5,487	\$5,122
	16 3/16	77 3/4	42 1/2	221	37	VST1678SMOC	\$2,374	\$2,925						
	16 3/16	77 3/4	42 1/2	221	37	VSV1678SMOC			\$4,105	\$4,655	\$4,309	\$4,515	\$5,066	\$4,720
	16 3/16	71 3/4	42 1/2	208	34	VST1672SMOC	\$2,243	\$2,772						
	16 3/16	71 3/4	42 1/2	208	34	VSV1672SMOC			\$3,767	\$4,295	\$3,970	\$4,143	\$4,672	\$4,348
	16 3/16	65 3/4	42 1/2	196	32	VST1666SMOC	\$2,118	\$2,624						
	16 3/16	65 3/4	42 1/2	196	32	VSV1666SMOC			\$3,555	\$4,062	\$3,760	\$3,909	\$4,416	\$4,112
	16 3/16	59 3/4	42 1/2	183	29	VST1660SMOC	\$2,017	\$2,505						
	16 3/16	59 3/4	42 1/2	183	29	VSV1660SMOC			\$3,356	\$3,842	\$3,558	\$3,691	\$4,178	\$3,895
	16 3/16	53 3/4	42 1/2	165	26	VST1654SMOC	\$1,912	\$2,379						
	16 3/16	53 3/4	42 1/2	165	26	VSV1654SMOC			\$3,190	\$3,657	\$3,393	\$3,511	\$3,977	\$3,714

- select door style
- aluminum frame door offered in both frosted or white back painted glass, specify when ordering
- white markerboard doors available, specify and add \$258 list to laminate or veneer door price
- locking available on laminate or wood doors, specify and add \$89 list; glass doors are non-locking
- small grommet in top of back to fit LED lights
- tackboards available, see pages [VS196-VS199](#) or [VS200-VS203](#)
- tasklights available, see pages [VS318](#)
- 19" vertical clearance from desk top to bottom of valance rail
- pulls not available

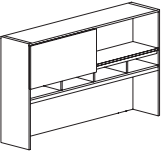
To Order, Specify:

① Model Number Laminate - VST Veneer - VSV

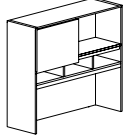
- ② Worksurface Material (see page [VI3](#))
 - a.) TFL
 - b.) HPL
- ③ Laminate Color (see page [VI3](#))
 - a.) Worksurface Color
 - b.) Chassis Color
 - c.) Drawer Color
- ④ Edge Profile (see page [VI4](#))
- ⑤ Pull Style and Color (see page [VI5](#))
- ⑥ Optional Grommet Location & Color (see page [VI6](#))
- ⑦ Other Product Options (see page [VI10](#))
- ⑧ Accessories (see page [VS314](#))
- ⑨ Power and Data Options (see page [VS324](#))

Description	D	W	H	CTN WT	CU FT	① Model	Laminate	Essentials Veneer	Artisan Veneer
Storage Overhead Cabinet with Two Sliding Doors and Cubbies 	16 3/16	107 3/4	42 1/2	48	51	VST16108SDC	\$3,710		
	16 3/16	107 3/4	42 1/2	372	51	VSV16108SDC		\$6,716	\$7,388
	16 3/16	101 3/4	42 1/2	352	48	VST16102SDC	\$3,531		
	16 3/16	101 3/4	42 1/2	352	48	VSV16102SDC		\$6,267	\$6,894
	16 3/16	95 3/4	42 1/2	331	45	VST1696SDC	\$3,358		
	16 3/16	95 3/4	42 1/2	331	45	VSV1696SDC		\$5,835	\$6,422
	16 3/16	89 3/4	42 1/2	311	43	VST1690SDC	\$3,197		
	16 3/16	89 3/4	42 1/2	311	43	VSV1690SDC		\$5,419	\$5,959

- white markerboard doors available, specify and add \$473 list to laminate or veneer door price
- locking not available
- small grommet in top of back to fit LED lights
- tackboards available, see pages [VS196-VS199](#) or [VS200-VS203](#)
- tasklights available, see pages [VS318](#)
- 19" vertical clearance from desk top to bottom of valance rail
- pulls not available

Storage Overhead Cabinet with Sliding Door and Cubbies 	16 3/16	83 3/4	42 1/2	279	40	VST1684SDC	\$3,040		
	16 3/16	83 3/4	42 1/2	279	40	VSV1684SDC		\$4,878	\$5,365
	16 3/16	77 3/4	42 1/2	264	37	VST1678SDC	\$2,890		
	16 3/16	77 3/4	42 1/2	264	37	VSV1678SDC		\$4,584	\$5,045
	16 3/16	71 3/4	42 1/2	248	34	VST1672SDC	\$2,750		
	16 3/16	71 3/4	42 1/2	248	34	VSV1672SDC		\$4,256	\$4,682
	16 3/16	65 3/4	42 1/2	234	32	VST1666SDC	\$2,616		
	16 3/16	65 3/4	42 1/2	234	32	VSV1666SDC		\$4,087	\$4,493
	16 3/16	59 3/4	42 1/2	218	29	VST1660SDC	\$2,509		
	16 3/16	59 3/4	42 1/2	218	29	VSV1660SDC		\$3,926	\$4,316
16 3/16	53 3/4	42 1/2	198	26	VST1654SDC	\$2,397			
16 3/16	53 3/4	42 1/2	198	26	VSV1654SDC		\$3,792	\$4,174	

- white markerboard door available, specify and add \$238 list to laminate or veneer door price
- locking not available
- small grommet in top of back to fit LED lights
- tackboards available, see pages [VS196-VS199](#) or [VS200-VS203](#)
- tasklights available, see pages [VS318](#)
- 19" vertical clearance from desk top to bottom of valance rail
- pulls not available

Description	D	W	H	CTN WT	CU FT	① Model	Laminate	Essentials Veneer	Artisan Veneer
Storage Overhead Cabinet with Sliding Door and Cubbies 	16 3/16	47 3/4	42 1/2	174	23	VST1648SDC	\$2,292		
	16 3/16	47 3/4	42 1/2	174	23	VSV1648SDC		\$3,573	\$3,931
	16 3/16	41 3/4	42 1/2	153	21	VST1642SDC	\$2,195		
	16 3/16	41 3/4	42 1/2	153	21	VSV1642SDC		\$3,473	\$3,820
	16 3/16	35 3/4	42 1/2	130	18	VST1636SDC	\$2,105		
	16 3/16	35 3/4	42 1/2	130	18	VSV1636SDC		\$3,309	\$3,639
	16 3/16	29 3/4	42 1/2	114	15	VST1630SDC	\$2,079		
	16 3/16	29 3/4	42 1/2	114	15	VSV1630SDC		\$3,137	\$3,449

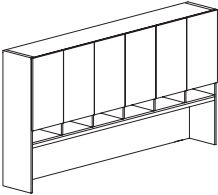
- white markerboard door available, specify and add \$238 list to laminate or veneer door price
- locking not available
- small grommet in top of back to fit LED lights
- tackboards available, see pages [VS196-VS199](#) or [VS200-VS203](#)
- tasklights available, see pages [VS318](#)
- 19" vertical clearance from desk top to bottom of valance rail
- pulls not available

To Order, Specify:

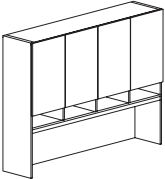
① Model Number Laminate - VST Veneer - VSV

- ② Worksurface Material (see page [VI3](#))
 - a.) TFL
 - b.) HPL
- ③ Laminate Color (see page [VI3](#))
 - a.) Worksurface Color
 - b.) Chassis Color
 - c.) Drawer Color

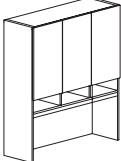
- ④ Edge Profile (see page [VI4](#))
- ⑤ Pull Style and Color (see page [VI5](#))
- ⑥ Optional Grommet Location & Color (see page [VI6](#))
- ⑦ Other Product Options (see page [VI10](#))
- ⑧ Accessories (see page [VS314](#))
- ⑨ Power and Data Options (see page [VS324](#))

Description	D	W	H	CTN WT	CU FT	① Model	Laminate		Essentials Veneer			Artisan Veneer			
							Laminate Door	Alum. Frm Glass Door	Veneer Door	Alum. Frm Glass Door	Wood Frm Glass Door	Veneer Door	Alum. Frm Glass Door	Wood Frm Glass Door	
Double Height Storage Overhead Cabinet with Six Doors and Cubbies 	16 ³ / ₁₆	107 ³ / ₄	54 ¹ / ₂	466	65	VST16108DSOC	\$3,887	\$5,970							
	16 ³ / ₁₆	107 ³ / ₄	54 ¹ / ₂	466	65	VSV16108DSOC			\$7,057	\$9,143	\$7,965	\$7,765	\$9,848	\$8,671	
	16 ³ / ₁₆	101 ³ / ₄	54 ¹ / ₂	441	61	VST16102DSOC	\$3,695	\$5,722							
	16 ³ / ₁₆	101 ³ / ₄	54 ¹ / ₂	441	61	VSV16102DSOC			\$6,654	\$8,680	\$7,562	\$7,319	\$9,346	\$8,226	
	16 ³ / ₁₆	95 ³ / ₄	54 ¹ / ₂	415	58	VST1696DSOC	\$3,515	\$5,483							
	16 ³ / ₁₆	95 ³ / ₄	54 ¹ / ₂	415	58	VSV1696DSOC			\$6,258	\$8,225	\$7,164	\$6,881	\$8,848	\$7,787	
	16 ³ / ₁₆	89 ³ / ₄	54 ¹ / ₂	389	54	VST1690DSOC	\$3,340	\$5,252							
	16 ³ / ₁₆	89 ³ / ₄	54 ¹ / ₂	389	54	VSV1690DSOC			\$5,990	\$7,901	\$6,897	\$6,587	\$8,499	\$7,494	

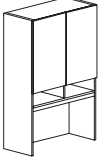
- select door style
- aluminum frame door offered in both frosted or white back painted glass, specify when ordering
- white markerboard doors available, specify and add \$1,149 list to laminate or veneer door price
- locking available on laminate or wood doors, specify and add \$128 list; glass doors are non-locking
- small grommet in top of back to fit LED lights
- tackboards available, see pages [VS196-VS199](#) or [VS200-VS203](#)
- tasklights available, see pages [VS318](#)
- 19" vertical clearance from desk top to bottom of valance rail
- pulls not available
- backside of unit intended to go against a wall, cabinet should be secured to a wall as a safety precaution

Description	D	W	H	CTN WT	CU FT	① Model	Laminate		Essentials Veneer			Artisan Veneer			
							Laminate Door	Alum. Frm Glass Door	Veneer Door	Alum. Frm Glass Door	Wood Frm Glass Door	Veneer Door	Alum. Frm Glass Door	Wood Frm Glass Door	
Double Height Storage Overhead Cabinet with Four Doors and Cubbies 	16 ³ / ₁₆	83 ³ / ₄	54 ¹ / ₂	349	51	VST1684DSOC	\$3,178	\$4,682							
	16 ³ / ₁₆	83 ³ / ₄	54 ¹ / ₂	349	51	VSV1684DSOC			\$5,667	\$7,169	\$6,372	\$6,230	\$7,734	\$6,937	
	16 ³ / ₁₆	77 ³ / ₄	54 ¹ / ₂	330	47	VST1678DSOC	\$3,021	\$4,470							
	16 ³ / ₁₆	77 ³ / ₄	54 ¹ / ₂	330	47	VSV1678DSOC			\$5,281	\$6,729	\$5,988	\$5,809	\$7,258	\$6,516	
	16 ³ / ₁₆	71 ³ / ₄	54 ¹ / ₂	311	44	VST1672DSOC	\$2,872	\$4,261							
	16 ³ / ₁₆	71 ³ / ₄	54 ¹ / ₂	311	44	VSV1672DSOC			\$4,926	\$6,315	\$5,635	\$5,419	\$6,809	\$6,126	
	16 ³ / ₁₆	65 ³ / ₄	54 ¹ / ₂	293	40	VST1666DSOC	\$2,716	\$4,051							
	16 ³ / ₁₆	65 ³ / ₄	54 ¹ / ₂	293	40	VSV1666DSOC			\$4,702	\$6,038	\$5,410	\$5,174	\$6,507	\$5,880	
	16 ³ / ₁₆	59 ³ / ₄	54 ¹ / ₂	274	37	VST1660DSOC	\$2,616	\$3,891							
	16 ³ / ₁₆	59 ³ / ₄	54 ¹ / ₂	274	37	VSV1660DSOC			\$4,493	\$5,768	\$5,200	\$4,943	\$6,220	\$5,649	
	16 ³ / ₁₆	53 ³ / ₄	54 ¹ / ₂	248	33	VST1654DSOC	\$2,494	\$3,711							
16 ³ / ₁₆	53 ³ / ₄	54 ¹ / ₂	248	33	VSV1654DSOC			\$4,324	\$5,542	\$5,031	\$4,758	\$5,977	\$5,464		

- select door style
- aluminum frame door offered in both frosted or white back painted glass, specify when ordering
- white markerboard doors available, specify and add \$897 list to laminate or veneer door price
- locking available on laminate or wood doors, specify and add \$89 list; glass doors are non-locking
- small grommet in top of back to fit LED lights
- tackboards available, see pages [VS196-VS199](#) or [VS200-VS203](#)
- tasklights available, see pages [VS318](#)
- 19" vertical clearance from desk top to bottom of valance rail
- pulls not available
- backside of unit intended to go against a wall, cabinet should be secured to a wall as a safety precaution

Description	D	W	H	CTN WT	CU FT	① Model	Laminate		Essentials Veneer			Artisan Veneer			
							Laminate Door	Alum. Frm Glass Door	Veneer Door	Alum. Frm Glass Door	Wood Frm Glass Door	Veneer Door	Alum. Frm Glass Door	Wood Frm Glass Door	
Double Height Storage Overhead Cabinet with Three Doors and Cubbies 	16 3/16	47 3/4	54 1/2	218	30	VST1648DSOCR	\$2,379	\$3,363							
	16 3/16	47 3/4	54 1/2	218	30	VSV1648DSOCR			\$4,056	\$5,039	\$4,522	\$4,461	\$5,446	\$4,928	
	16 3/16	47 3/4	54 1/2	218	30	VST1648DSOCL	\$2,379	\$3,363							
	16 3/16	47 3/4	54 1/2	218	30	VSV1648DSOCL			\$4,056	\$5,039	\$4,522	\$4,461	\$5,446	\$4,928	
	16 3/16	41 3/4	54 1/2	192	26	VST1642DSOCR	\$2,271	\$3,199							
	16 3/16	41 3/4	54 1/2	192	26	VSV1642DSOCR			\$3,927	\$4,856	\$4,397	\$4,319	\$5,246	\$4,787	
	16 3/16	41 3/4	54 1/2	192	26	VST1642DSOCL	\$2,271	\$3,199							
	16 3/16	41 3/4	54 1/2	192	26	VSV1642DSOCL			\$3,927	\$4,856	\$4,397	\$4,319	\$5,246	\$4,787	

- select door style
- aluminum frame door offered in both frosted or white back painted glass, specify when ordering
- white markerboard doors available, specify and add \$595 list to laminate or veneer door price
- locking available on laminate or wood doors, specify and add \$84 list; glass doors are non-locking
- small grommet in top of back to fit LED lights
- tackboards available, see pages [VS196-VS199](#) or [VS200-VS203](#)
- tasklights available, see pages [VS318](#)
- 19" vertical clearance from desk top to bottom of valance rail
- right door configuration- 1 door hinges left and 2 doors hinge right
- left door configuration- 1 door hinges right and 2 doors hinge left
- pulls not available
- backside of unit intended to go against a wall, cabinet should be secured to a wall as a safety precaution

Description	D	W	H	CTN WT	CU FT	① Model	Laminate		Essentials Veneer			Artisan Veneer			
							Laminate Door	Alum. Frm Glass Door	Veneer Door	Alum. Frm Glass Door	Wood Frm Glass Door	Veneer Door	Alum. Frm Glass Door	Wood Frm Glass Door	
Double Height Storage Overhead Cabinet with Two Doors and Cubbies 	16 3/16	35 3/4	54 1/2	163	23	VST1636DSOC	\$2,169	\$2,865							
	16 3/16	35 3/4	54 1/2	163	23	VSV1636DSOC			\$3,730	\$4,425	\$4,051	\$4,102	\$4,797	\$4,423	
	16 3/16	29 3/4	54 1/2	143	19	VST1630DSOC	\$2,075	\$2,712							
	16 3/16	29 3/4	54 1/2	143	19	VSV1630DSOC			\$3,645	\$4,281	\$3,964	\$4,008	\$4,647	\$4,330	

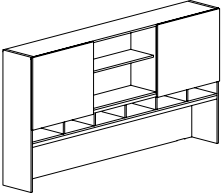
- select door style
- aluminum frame door offered in both frosted or white back painted glass, specify when ordering
- white markerboard doors available, specify and add \$408 list to laminate or veneer door price
- locking available on laminate or wood doors, specify and add \$53 list; glass doors are non-locking
- small grommet in top of back to fit LED lights
- tackboards available, see pages [VS196-VS199](#) or [VS200-VS203](#)
- tasklights available, see pages [VS318](#)
- 19" vertical clearance from desk top to bottom of valance rail
- pulls not available
- backside of unit intended to go against a wall, cabinet should be secured to a wall as a safety precaution

To Order, Specify:

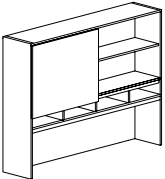
① Model Number Laminate - VST Veneer - VSV

- ② Worksurface Material (see page [VI3](#))
 - a.) TFL
 - b.) HPL
- ③ Laminate Color (see page [VI3](#))
 - a.) Worksurface Color
 - b.) Chassis Color
 - c.) Drawer Color

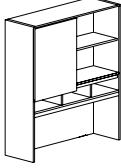
- ④ Edge Profile (see page [VI4](#))
- ⑤ Pull Style and Color (see page [VI5](#))
- ⑥ Optional Grommet Location & Color (see page [VI6](#))
- ⑦ Other Product Options (see page [VI10](#))
- ⑧ Accessories (see page [VS314](#))
- ⑨ Power and Data Options (see page [VS324](#))

Description	D	W	H	CTN WT	CU FT	① Model	Laminate	Essentials Veneer	Artisan Veneer
Double Height Storage Overhead Cabinet with Two Sliding Doors and Cubbies 	16 3/16	107 3/4	54 1/2	466	65	VST16108DSDC	\$4,343		
	16 3/16	107 3/4	54 1/2	466	65	VSV16108DSDC		\$7,320	\$8,052
	16 3/16	101 3/4	54 1/2	441	61	VST16102DSDC	\$4,147		
	16 3/16	101 3/4	54 1/2	441	61	VSV16102DSDC		\$6,956	\$7,652
	16 3/16	95 3/4	54 1/2	415	58	VST1696DSDC	\$3,962		
	16 3/16	95 3/4	54 1/2	415	58	VSV1696DSDC		\$6,712	\$7,384
	16 3/16	89 3/4	54 1/2	389	54	VST1690DSDC	\$3,785		
	16 3/16	89 3/4	54 1/2	389	54	VSV1690DSDC		\$6,392	\$7,031

- white markerboard doors available, specify and add \$625 list to laminate or veneer door price
- locking not available
- small grommet in top of back to fit LED lights
- tackboards available, see pages [VS196-VS199](#) or [VS200-VS203](#)
- tasklights available, see pages [VS318](#)
- 19" vertical clearance from desk top to bottom of valance rail
- pulls not available
- backside of unit intended to go against a wall, cabinet should be secured to a wall as a safety precaution

Double Height Storage Overhead Cabinet with Sliding Door and Cubbies 	16 3/16	83 3/4	54 1/2	349	51	VST1684DSDC	\$3,615		
	16 3/16	83 3/4	54 1/2	349	51	VSV1684DSDC		\$5,950	\$6,543
	16 3/16	77 3/4	54 1/2	330	47	VST1678DSDC	\$3,453		
	16 3/16	77 3/4	54 1/2	330	47	VSV1678DSDC		\$5,592	\$6,149
	16 3/16	71 3/4	54 1/2	311	44	VST1672DSDC	\$3,300		
	16 3/16	71 3/4	54 1/2	311	44	VSV1672DSDC		\$5,190	\$5,711
	16 3/16	65 3/4	54 1/2	293	40	VST1666DSDC	\$3,138		
	16 3/16	65 3/4	54 1/2	293	40	VSV1666DSDC		\$4,982	\$5,480
	16 3/16	59 3/4	54 1/2	274	37	VST1660DSDC	\$3,036		
	16 3/16	59 3/4	54 1/2	274	37	VSV1660DSDC		\$4,787	\$5,268
	16 3/16	53 3/4	54 1/2	248	33	VST1654DSDC	\$2,914		
	16 3/16	53 3/4	54 1/2	248	33	VSV1654DSDC		\$4,624	\$5,087

- white markerboard door available, specify and add \$315 list to laminate or veneer door price
- locking not available
- small grommet in top of back to fit LED lights
- tackboards available, see pages [VS196-VS199](#) or [VS200-VS203](#)
- tasklights available, see pages [VS318](#)
- 19" vertical clearance from desk top to bottom of valance rail
- pulls not available
- backside of unit intended to go against a wall, cabinet should be secured to a wall as a safety precaution

Description	D	W	H	CTN WT	CU FT	① Model	Laminate	Essentials Veneer	Artisan Veneer
Double Height Storage Overhead Cabinet with Sliding Door and Cubbies 	16 3/16	47 3/4	54 1/2	218	30	VST1648DSDC	\$2,794		
	16 3/16	47 3/4	54 1/2	218	30	VSV1648DSDC		\$4,357	\$4,793
	16 3/16	41 3/4	54 1/2	192	26	VST1642DSDC	\$2,690		
	16 3/16	41 3/4	54 1/2	192	26	VSV1642DSDC		\$4,235	\$4,656
	16 3/16	35 3/4	54 1/2	163	23	VST1636DSDC	\$2,588		
	16 3/16	35 3/4	54 1/2	163	23	VSV1636DSDC		\$4,037	\$4,442
	16 3/16	29 3/4	54 1/2	143	19	VST1630DSDC	\$2,568		
	16 3/16	29 3/4	54 1/2	143	19	VSV1630DSDC		\$3,979	\$4,375

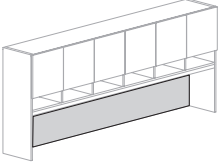
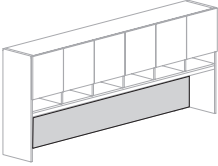
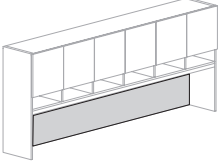
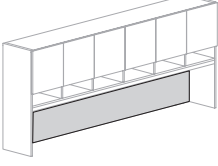
- white markerboard door available, specify and add \$315 list to laminate or veneer door price
- locking not available
- small grommet in top of back to fit LED lights
- tackboards available, see pages [VS196-VS199](#) or [VS200-VS203](#)
- tasklights available, see pages [VS318](#)
- 19" vertical clearance from desk top to bottom of valance rail
- pulls not available
- backside of unit intended to go against a wall, cabinet should be secured to a wall as a safety precaution

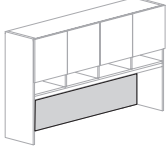
To Order, Specify:

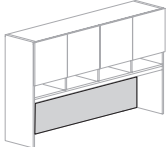
① Model Number Laminate - VST Veneer - VSV

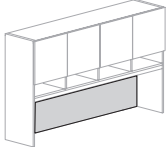
- ② Worksurface Material (see page [VI3](#))
 - a.) TFL
 - b.) HPL
- ③ Laminate Color (see page [VI3](#))
 - a.) Worksurface Color
 - b.) Chassis Color
 - c.) Drawer Color
- ② Finish Color (see page [VI1](#))

- ④ Edge Profile (see page [VI4](#))
- ⑤ Pull Style and Color (see page [VI5](#))
- ⑥ Optional Grommet Location & Color (see page [VI6](#))
- ⑦ Other Product Options (see page [VI10](#))
- ⑧ Accessories (see page [VS314](#))
- ⑨ Power and Data Options (see page [VS324](#))

Description	D	W	H	CTN WT	CU FT	① Model	List Price Per Grade
Tackboard for Front of 108" w Storage Overhead Cabinet with Cubbies  <ul style="list-style-type: none"> for use with 108" w overhead com ydg: 3 	½	106½	19½	19	6	VSB10820TKC	COM \$562 A \$710 B \$740 C \$828 D \$951 E \$1,063 F \$1,191 G \$1,343 H \$1,562 I \$1,626 J \$1,813
Tackboard for Front of 102" w Storage Overhead Cabinet with Cubbies  <ul style="list-style-type: none"> for use with 102" w overhead com ydg: 3 	½	100½	19½	18	6	VSB10220TKC	COM \$548 A \$696 B \$728 C \$815 D \$938 E \$1,051 F \$1,178 G \$1,329 H \$1,548 I \$1,613 J \$1,801
Tackboard for Front of 96" w Storage Overhead Cabinet with Cubbies  <ul style="list-style-type: none"> for use with 96" w overhead com ydg: 3 	½	94½	19½	17	5	VSB9620TKC	COM \$511 A \$648 B \$676 C \$757 D \$871 E \$975 F \$1,091 G \$1,231 H \$1,434 I \$1,493 J \$1,667
Tackboard for Front of 90" w Storage Overhead Cabinet with Cubbies  <ul style="list-style-type: none"> for use with 90" w overhead com ydg: 3 	½	88½	19½	16	5	VSB9020TKC	COM \$503 A \$640 B \$668 C \$748 D \$863 E \$968 F \$1,084 G \$1,224 H \$1,426 I \$1,486 J \$1,659

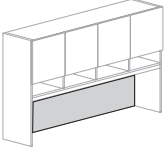
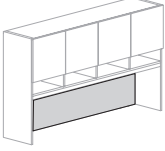
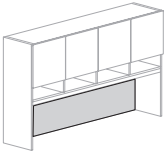
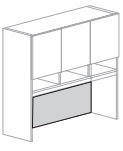
Description	D	W	H	CTN WT	CU FT	① Model	List Price Per Grade	
Tackboard for Front of 84" w Storage Overhead Cabinet with Cubbies  <ul style="list-style-type: none"> for use with 84" w overhead com ydg: 3 	½	82 ⅞	19 ½	15	5	VSB8420TKC	COM \$456	
	A							\$581
	B							\$607
	C							\$681
	D							\$785
	E							\$880
	F							\$988
	G							\$1,116
	H							\$1,301
	I							\$1,356
	J							\$1,515

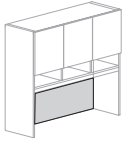
Tackboard for Front of 78" w Storage Overhead Cabinet with Cubbies  <ul style="list-style-type: none"> for use with 78" w overhead com ydg: 3 	½	76 ⅞	19 ½	14	4	VSB7820TKC	COM \$428	
	A							\$542
	B							\$566
	C							\$633
	D							\$729
	E							\$815
	F							\$913
	G							\$1,029
	H							\$1,197
	I							\$1,247
	J							\$1,391

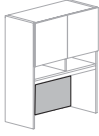
Tackboard for Front of 72" w Storage Overhead Cabinet with Cubbies  <ul style="list-style-type: none"> for use with 72" w overhead com ydg: 2 	½	70 ⅞	19 ½	13	4	VSB7220TKC	COM \$400	
	A							\$503
	B							\$525
	C							\$585
	D							\$670
	E							\$748
	F							\$837
	G							\$942
	H							\$1,092
	I							\$1,138
	J							\$1,268

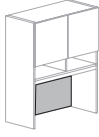
To Order, Specify:

- ① Model Number
- ② Fabric Selection: vendor, pattern, color
 Visit www.jsifurniture.com/finishes-and-materials/textiles for our textiles program. See selection of standard and graded in manufacturers and patterns.

Description	D	W	H	CTN WT	CU FT	① Model	List Price Per Grade
Tackboard for Front of 66" w Storage Overhead Cabinet with Cubbies <ul style="list-style-type: none"> for use with 66" w overhead com ydg: 2 	1/2	64 1/8	19 1/2	12	4	VSB6620TKC	COM \$375 A \$467 B \$486 C \$539 D \$614 E \$684 F \$763 G \$855 H \$990 I \$1,032 J \$1,147
Tackboard for Front of 60" w Storage Overhead Cabinet with Cubbies <ul style="list-style-type: none"> for use with 60" w overhead com ydg: 2 	1/2	58 1/8	19 1/2	11	3	VSB6020TKC	COM \$361 A \$452 B \$471 C \$525 D \$601 E \$670 F \$748 G \$842 H \$977 I \$1,016 J \$1,132
Tackboard for Front of 54" w Storage Overhead Cabinet with Cubbies <ul style="list-style-type: none"> for use with 54" w overhead com ydg: 2 	1/2	52 1/8	19 1/2	10	3	VSB5420TKC	COM \$336 A \$427 B \$445 C \$499 D \$575 E \$645 F \$723 G \$816 H \$951 I \$990 J \$1,107
Tackboard for Front of 48" w Storage Overhead Cabinet with Cubbies <ul style="list-style-type: none"> for use with 48" w overhead com ydg: 2 	1/2	46 1/8	19 1/2	9	3	VSB4820TKC	COM \$303 A \$383 B \$398 C \$445 D \$512 E \$573 F \$641 G \$723 H \$841 I \$876 J \$977

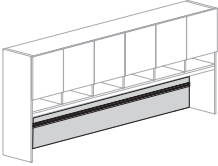
Description	D	W	H	CTN WT	CU FT	① Model	List Price Per Grade
Tackboard for Front of 42" w Storage Overhead Cabinet with Cubbies <ul style="list-style-type: none"> for use with 42" w overhead com ydg: 2 	½	40 ⅞	19 ½	8	3	VSB4220TKC	COM \$277
	A	\$345					
	B	\$359					
	C	\$399					
	D	\$456					
	E	\$507					
	F	\$567					
	G	\$636					
	H	\$738					
	I	\$768					
	J	\$854					

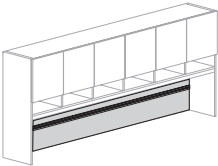
Tackboard for Front of 36" w Storage Overhead Cabinet with Cubbies <ul style="list-style-type: none"> for use with 36" w overhead com ydg: 1 	½	34 ⅞	19 ½	7	2	VSB3620TKC	COM \$251
	A	\$307					
	B	\$319					
	C	\$354					
	D	\$400					
	E	\$444					
	F	\$493					
	G	\$551					
	H	\$635					
	I	\$661					
	J	\$734					

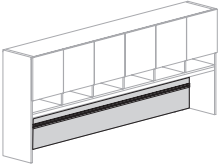
Tackboard for Front of 30" w Storage Overhead Cabinet with Cubbies <ul style="list-style-type: none"> for use with 30" w overhead com ydg: 1 	½	28 ⅞	19 ½	6	2	VSB3020TKC	COM \$238
	A	\$295					
	B	\$307					
	C	\$340					
	D	\$389					
	E	\$432					
	F	\$480					
	G	\$539					
	H	\$624					
	I	\$648					
	J	\$720					

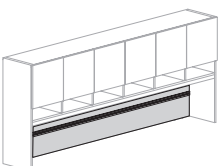
To Order, Specify:

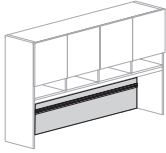
- ① Model Number
- ② Fabric Selection: vendor, pattern, color
 Visit www.jsifurniture.com/finishes-and-materials/textiles for our textiles program. See selection of standard and graded in manufacturers and patterns.

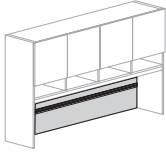
Description	D	W	H	CTN WT	CU FT	① Model	List Price Per Grade
Tackboard for Accessory Rail of 108" w Storage Overhead Cabinet with Cubbies  <ul style="list-style-type: none"> tackboard panels for above and below accessory rail not required; add-on for convenience application com ydg: 3 upper tackboard height: 2 1/4" lower tackboard height: 11 1/2" coordinates with VST16108DSOC, VST16108SOC, VST16108DSDC, VST16108SDC and VST16108SMOC accessory rail sold separately, see page VS226 	1/2	106 1/8	0	14	4	VSB10820TKAC	COM \$635
	A \$783						
	B \$813						
	C \$901						
	D \$1,024						
	E \$1,137						
	F \$1,264						
	G \$1,415						
	H \$1,634						
	I \$1,700						
	J \$1,888						

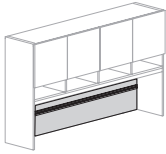
Tackboard for Accessory Rail of 102" w Storage Overhead Cabinet with Cubbies  <ul style="list-style-type: none"> tackboard panels for above and below accessory rail not required; add-on for convenience application com ydg: 3 upper tackboard height: 2 1/4" lower tackboard height: 11 1/2" coordinates with VST16102DSOC, VST16102SOC, VST16102DSDC, VST16102SDC and VST16102SMOC accessory rail sold separately, see page VS226 	1/2	100 1/8	0	13	4	VSB10220TKAC	COM \$622
	A \$769						
	B \$800						
	C \$888						
	D \$1,011						
	E \$1,123						
	F \$1,251						
	G \$1,402						
	H \$1,622						
	I \$1,687						
	J \$1,874						

Tackboard for Accessory Rail of 96" w Storage Overhead Cabinet with Cubbies  <ul style="list-style-type: none"> tackboard panels for above and below accessory rail not required; add-on for convenience application com ydg: 3 upper tackboard height: 2 1/4" lower tackboard height: 11 1/2" coordinates with VST1696DSOC, VST1696SOC, VST1696DSDC, VST1696SDC and VST1696SMOC accessory rail sold separately, see page VS226 	1/2	94 1/8	0	12	4	VSB9620TKAC	COM \$582
	A \$719						
	B \$747						
	C \$828						
	D \$943						
	E \$1,047						
	F \$1,163						
	G \$1,303						
	H \$1,506						
	I \$1,566						
	J \$1,740						

Tackboard for Accessory Rail of 90" w Storage Overhead Cabinet with Cubbies  <ul style="list-style-type: none"> tackboard panels for above and below accessory rail not required; add-on for convenience application com ydg: 3 upper tackboard height: 2 1/4" lower tackboard height: 11 1/2" coordinates with VST1690DSOC, VST1690SOC, VST1690DSDC, VST1690SDC and VST1690SMOC accessory rail sold separately, see page VS226 	1/2	88 1/8	0	12	3	VSB9020TKAC	COM \$575
	A \$712						
	B \$740						
	C \$820						
	D \$934						
	E \$1,039						
	F \$1,156						
	G \$1,296						
	H \$1,498						
	I \$1,559						
	J \$1,732						

Description	D	W	H	CTN WT	CU FT	① Model	List Price Per Grade
Tackboard for Accessory Rail of 84" w Storage Overhead Cabinet with Cubbies 	1/2	82 1/8		11	3	VSB8420TKAC	COM \$522
	<ul style="list-style-type: none"> tackboard panels for above and below accessory rail not required; add-on for convenience application com ydg: 3 upper tackboard height: 2 1/4" lower tackboard height: 11 1/2" coordinates with VST1684DSOC, VST1684SOC, VST1684SDC, VST1684SDC and VST1684SMOC accessory rail sold separately, see page VS226 						A \$646
							B \$672
							C \$746
							D \$850
							E \$946
							F \$1,054
							G \$1,182
							H \$1,368
							I \$1,423
							J \$1,583

Tackboard for Accessory Rail of 78" w Storage Overhead Cabinet with Cubbies 	1/2	76 1/8		10	3	VSB7820TKAC	COM \$495
	<ul style="list-style-type: none"> tackboard panels for above and below accessory rail not required; add-on for convenience application com ydg: 3 upper tackboard height: 2 1/4" lower tackboard height: 11 1/2" coordinates with VST1678DSOC, VST1678SOC, VST1678SDC, VST1678SDC and VST1678SMOC accessory rail sold separately, see page VS226 						A \$608
							B \$632
							C \$700
							D \$794
							E \$880
							F \$979
							G \$1,094
							H \$1,264
							I \$1,315
							J \$1,459

Tackboard for Accessory Rail of 72" w Storage Overhead Cabinet with Cubbies 	1/2	70 1/8		10	3	VSB7220TKAC	COM \$465
	<ul style="list-style-type: none"> tackboard panels for above and below accessory rail not required; add-on for convenience application com ydg: 2 upper tackboard height: 2 1/4" lower tackboard height: 11 1/2" coordinates with VST1672DSOC, VST1672SOC, VST1672SDC, VST1672SDC, and VST1672SMOC accessory rail sold separately, see page VS226 						A \$568
							B \$588
							C \$649
							D \$735
							E \$812
							F \$901
							G \$1,005
							H \$1,158
							I \$1,203
							J \$1,333

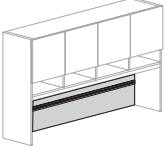
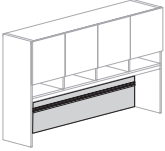
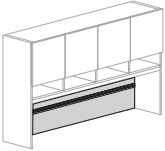

To Order, Specify:

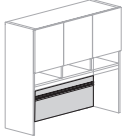
① Model Number


② Fabric Selection: vendor, pattern, color


Visit www.jsifurniture.com/finishes-and-materials/textiles

for our textiles program. See selection of standard and graded in manufacturers and patterns.

Description	D	W	H	CTN WT	CU FT	① Model	List Price Per Grade
Tackboard for Accessory Rail of 66" w Storage Overhead Cabinet with Cubbies 	1/2	64 1/8		9	3	VSB6620TKAC	COM \$438
							A \$529
							B \$548
							C \$602
							D \$678
							E \$747
							F \$826
							G \$919
							H \$1,054
							I \$1,094
							J \$1,212
							<ul style="list-style-type: none"> tackboard panels for above and below accessory rail not required; add-on for convenience application com ydg: 2 upper tackboard height: 2 1/4" lower tackboard height: 11 1/2" coordinates with VST1666DSOC, VST1666SOC, VST1666DSDC, VST1666SDC and VST1666SMOC accessory rail sold separately, see page VS226
							Tackboard for Accessory Rail of 60" w Storage Overhead Cabinet with Cubbies 
A \$515							
B \$533							
C \$588							
D \$664							
E \$733							
F \$811							
G \$904							
H \$1,040							
I \$1,081							
J \$1,196							
<ul style="list-style-type: none"> tackboard panels for above and below accessory rail not required; add-on for convenience application com ydg: 2 upper tackboard height: 2 1/4" lower tackboard height: 11 1/2" coordinates with VST1660DSOC, VST1660SOC, VST1660DSDC, VST1660SDC and VST1660SMOC accessory rail sold separately, see page VS226 							
Tackboard for Accessory Rail of 54" w Storage Overhead Cabinet with Cubbies 	1/2	52 1/8		7	2	VSB5420TKAC	
							A \$477
							B \$494
							C \$541
							D \$607
							E \$668
							F \$736
							G \$818
							H \$936
							I \$973
							J \$1,075
							<ul style="list-style-type: none"> tackboard panels for above and below accessory rail not required; add-on for convenience application com ydg: 2 upper tackboard height: 2 1/4" lower tackboard height: 11 1/2" coordinates with VST1654DSOC, VST1654SOC, VST1654DSDC, VST1654SDC and VST1654SMOC accessory rail sold separately, see page VS226
							Tackboard for Accessory Rail of 48" w Storage Overhead Cabinet with Cubbies 
A \$443							
B \$460							
C \$506							
D \$573							
E \$634							
F \$703							
G \$784							
H \$902							
I \$937							
J \$1,039							
<ul style="list-style-type: none"> tackboard panels for above and below accessory rail not required; add-on for convenience application com ydg: 2 upper tackboard height: 2 1/4" lower tackboard height: 11 1/2" coordinates with VST1648DSOC, VST1648SOC, VST1648DSDC and VST1648SDC accessory rail sold separately, see page VS226 							

Description	D	W	H	CTN WT	CU FT	① Model	List Price Per Grade
Tackboard for Accessory Rail of 42" w Storage Overhead Cabinet with Cubbies 	1/2	40 3/8		6	2	VSB4220TKAC	COM \$337
	<ul style="list-style-type: none"> tackboard panels for above and below accessory rail not required; add-on for convenience application com ydg: 2 upper tackboard height: 2 1/4" lower tackboard height: 11 1/2" coordinates with VST1642DSOC, VST1642SOC, VST1642DSDC and VST1642SDC accessory rail sold separately, see page VS226 						A \$405
							B \$419
							C \$460
							D \$517
							E \$569
							F \$628
							G \$697
							H \$799
							I \$829
							J \$917

Tackboard for Accessory Rail of 36" w Storage Overhead Cabinet with Cubbies 	1/2	34 3/8		5	2	VSB3620TKAC	COM \$309
	<ul style="list-style-type: none"> tackboard panels for above and below accessory rail not required; add-on for convenience application com ydg: 1 upper tackboard height: 2 1/4" lower tackboard height: 11 1/2" coordinates with VST1636DSOC, VST1636SOC, VST1636DSDC and VST1636SDC accessory rail sold separately, see page VS226 						A \$366
							B \$379
							C \$411
							D \$460
							E \$502
							F \$552
							G \$609
							H \$695
							I \$719
							J \$794

Tackboard for Accessory Rail of 30" w Storage Overhead Cabinet with Cubbies 	1/2	28 3/8		5	1	VSB3020TKAC	COM \$299
	<ul style="list-style-type: none"> tackboard panels for above and below accessory rail not required; add-on for convenience application com ydg: 1 upper tackboard height: 2 1/4" lower tackboard height: 11 1/2" coordinates with VST1630DSOC, VST1630SOC, VST1630DSDC and VST1630SDC accessory rail sold separately, see page VS226 						A \$356
							B \$367
							C \$400
							D \$448
							E \$492
							F \$540
							G \$599
							H \$683
							I \$709
							J \$782

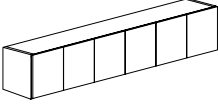
To Order, Specify:

① Model Number

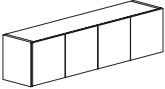
② Fabric Selection: vendor, pattern, color

Visit www.jsifurniture.com/finishes-and-materials/textiles

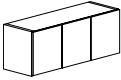
for our textiles program. See selection of standard and graded in manufacturers and patterns.

Description	D	W	H	CTN WT	CU FT	① Model	Laminate		Essentials Veneer			Artisan Veneer			
							Laminate Door	Alum. Frm Glass Door	Veneer Door	Alum. Frm Glass Door	Wood Frm Glass Door	Veneer Door	Alum. Frm Glass Door	Wood Frm Glass Door	
Wall Mount Overhead Cabinet with Six Doors 	16 ³ / ₁₆	108	17 ¹ / ₂	281	23	VST16108WSO	\$2,374	\$3,954							
	16 ³ / ₁₆	108	17 ¹ / ₂	281	23	VSV16108WSO			\$4,269	\$5,848	\$4,823	\$4,695	\$6,275	\$5,248	
	16 ³ / ₁₆	102	17 ¹ / ₂	266	22	VST16102WSO	\$2,241	\$3,779							
	16 ³ / ₁₆	102	17 ¹ / ₂	266	22	VSV16102WSO			\$3,921	\$5,457	\$4,475	\$4,311	\$5,848	\$4,865	
	16 ³ / ₁₆	96	17 ¹ / ₂	250	21	VST1696WSO	\$2,114	\$3,613							
	16 ³ / ₁₆	96	17 ¹ / ₂	250	21	VSV1696WSO			\$3,582	\$5,080	\$4,136	\$3,937	\$5,436	\$4,492	
	16 ³ / ₁₆	90	17 ¹ / ₂	235	20	VST1690WSO	\$1,996	\$3,451							
	16 ³ / ₁₆	90	17 ¹ / ₂	235	20	VSV1690WSO			\$3,414	\$4,870	\$3,968	\$3,752	\$5,209	\$4,307	


- select door style
- aluminum frame door offered in both frosted or white back painted glass, specify when ordering
- white markerboard doors available, specify and add \$703 list to laminate or veneer door price
- locking available on laminate or wood doors, specify and add \$128 list; glass doors are non-locking
- supported by wall cleat- hardware provided by installer
- no pulls

Description	D	W	H	CTN WT	CU FT	① Model	Laminate		Essentials Veneer			Artisan Veneer			
							Laminate Door	Alum. Frm Glass Door	Veneer Door	Alum. Frm Glass Door	Wood Frm Glass Door	Veneer Door	Alum. Frm Glass Door	Wood Frm Glass Door	
Wall Mount Overhead Cabinet with Four Doors 	16 ³ / ₁₆	84	17 ¹ / ₂	219	18	VST1684WSO	\$1,879	\$3,014							
	16 ³ / ₁₆	84	17 ¹ / ₂	219	18	VSV1684WSO			\$3,252	\$4,388	\$3,738	\$3,580	\$4,717	\$4,065	
	16 ³ / ₁₆	78	17 ¹ / ₂	203	17	VST1678WSO	\$1,773	\$2,869							
	16 ³ / ₁₆	78	17 ¹ / ₂	203	17	VSV1678WSO			\$3,074	\$4,172	\$3,560	\$3,382	\$4,479	\$3,869	
	16 ³ / ₁₆	72	17 ¹ / ₂	187	16	VST1672WSO	\$1,714	\$2,769							
	16 ³ / ₁₆	72	17 ¹ / ₂	187	16	VSV1672WSO			\$2,901	\$3,954	\$3,387	\$3,190	\$4,243	\$3,677	
	16 ³ / ₁₆	66	17 ¹ / ₂	174	15	VST1666WSO	\$1,588	\$2,598							
	16 ³ / ₁₆	66	17 ¹ / ₂	174	15	VSV1666WSO			\$2,774	\$3,786	\$3,260	\$3,049	\$4,062	\$3,538	
	16 ³ / ₁₆	60	17 ¹ / ₂	163	13	VST1660WSO	\$1,456	\$2,426							
	16 ³ / ₁₆	60	17 ¹ / ₂	163	13	VSV1660WSO			\$2,544	\$3,515	\$3,030	\$2,798	\$3,769	\$3,284	
	16 ³ / ₁₆	54	17 ¹ / ₂	160	12	VST1654WSO	\$1,377	\$2,306							
	16 ³ / ₁₆	54	17 ¹ / ₂	160	12	VSV1654WSO			\$2,403	\$3,333	\$2,889	\$2,641	\$3,572	\$3,129	

- select door style
- aluminum frame door offered in both frosted or white back painted glass, specify when ordering
- white markerboard doors available, specify and add \$615 list to laminate or veneer door price
- locking available on laminate or wood doors, specify and add \$89 list; glass doors are non-locking
- supported by wall cleat- hardware provided by installer
- no pulls

Description	D	W	H	CTN WT	CU FT	① Model	Laminate		Essentials Veneer			Artisan Veneer			
							Laminate Door	Alum. Frm Glass Door	Veneer Door	Alum. Frm Glass Door	Wood Frm Glass Door	Veneer Door	Alum. Frm Glass Door	Wood Frm Glass Door	
Wall Mount Overhead Cabinet with Three Doors 	16¾	48	17½	154	11	VST1648WSOR	\$1,262	\$2,012							
	16¾	48	17½	154	11	VSV1648WSOR			\$2,081	\$2,831	\$2,423	\$2,292	\$3,042	\$2,634	
	16¾	48	17½	154	11	VST1648WSOL	\$1,262	\$2,012							
	16¾	48	17½	154	11	VSV1648WSOL			\$2,081	\$2,831	\$2,423	\$2,292	\$3,042	\$2,634	
	16¾	42	17½	142	10	VST1642WSOR	\$1,195	\$1,904							
	16¾	42	17½	142	10	VSV1642WSOR			\$1,948	\$2,657	\$2,290	\$2,142	\$2,849	\$2,483	
	16¾	42	17½	142	10	VST1642WSOL	\$1,195	\$1,904							
	16¾	42	17½	142	10	VSV1642WSOL			\$1,948	\$2,657	\$2,290	\$2,142	\$2,849	\$2,483	

- select door style
- aluminum frame door offered in both frosted or white back painted glass, specify when ordering
- white markerboard doors available, specify and add \$434 list to laminate or veneer door price
- locking available on laminate or wood doors, specify and add \$84 list to laminate or veneer door price
- supported by wall cleat- hardware provided by installer
- right door configuration- 1 door hinges left and 2 doors hinge right
- left door configuration- 1 door hinges right and 2 doors hinge left
- no pulls

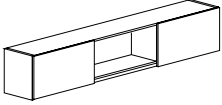
Description	D	W	H	CTN WT	CU FT	① Model	Laminate		Essentials Veneer			Artisan Veneer		
							Laminate Door	Alum. Frm Glass Door	Veneer Door	Alum. Frm Glass Door	Wood Frm Glass Door	Veneer Door	Alum. Frm Glass Door	Wood Frm Glass Door
Wall Mount Overhead Cabinet with Two Doors 	16¾	36	17½	133	8	VST1636WSO	\$1,036	\$1,564						
	16¾	36	17½	133	8	VSV1636WSO			\$1,809	\$2,338	\$2,013	\$1,995	\$2,522	\$2,196
	16¾	30	17½	128	7	VST1630WSO	\$982	\$1,469						
	16¾	30	17½	128	7	VSV1630WSO			\$1,710	\$2,199	\$1,915	\$1,883	\$2,371	\$2,086

- select door style
- aluminum frame door offered in both frosted or white back painted glass, specify when ordering
- white markerboard doors available, specify and add \$258 list to laminate or veneer door price
- locking available on laminate or wood doors, specify and add \$53 list to laminate or veneer door price
- supported by wall cleat- hardware provided by installer
- no pulls

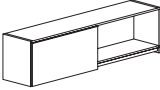
To Order, Specify:

① Model Number Laminate - VST Veneer - VSV

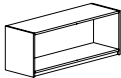
- ② Worksurface Material (see page [VI3](#))
 - a.) TFL
 - b.) HPL
- ③ Laminate Color (see page [VI3](#))
 - a.) Worksurface Color
 - b.) Chassis Color
 - c.) Drawer Color
- ④ Edge Profile (see page [VI4](#))
- ⑤ Pull Style and Color (see page [VI5](#))
- ⑥ Optional Grommet Location & Color (see page [VI6](#))
- ⑦ Other Product Options (see page [VI10](#))
- ⑧ Accessories (see page [VS314](#))
- ⑨ Power and Data Options (see page [VS324](#))

Description	D	W	H	CTN WT	CU FT	① Model	Laminate	Essentials Veneer	Artisan Veneer
Wall Mount Overhead Cabinet with Two Sliding Doors 	16¾	108	17½	281	23	VST16108WSD	\$2,802		
	16¾	108	17½	281	23	VSV16108WSD		\$4,784	\$5,264
	16¾	102	17½	266	22	VST16102WSD	\$2,656		
	16¾	102	17½	266	22	VSV16102WSD		\$4,520	\$4,971
	16¾	96	17½	250	21	VST1696WSD	\$2,514		
	16¾	96	17½	250	21	VSV1696WSD		\$4,251	\$4,679
	16¾	90	17½	235	20	VST1690WSD	\$2,381		
	16¾	90	17½	235	20	VSV1690WSD		\$3,990	\$4,387

- white markerboard doors available, specify and add \$473 list to laminate or veneer door price
- locking not available
- supported by wall cleat- hardware provided by installer
- pulls not available

Wall Mount Overhead Cabinet with Sliding Door 	16¾	84	17½	219	18	VST1684WSD	\$2,257		
	16¾	84	17½	219	18	VSV1684WSD		\$3,721	\$4,093
	16¾	78	17½	203	17	VST1678WSD	\$2,210		
	16¾	78	17½	203	17	VSV1678WSD		\$3,457	\$3,803
	16¾	72	17½	187	16	VST1672WSD	\$2,093		
	16¾	72	17½	187	16	VSV1672WSD		\$3,250	\$3,573
	16¾	66	17½	174	15	VST1666WSD	\$1,993		
	16¾	66	17½	174	15	VSV1666WSD		\$3,111	\$3,420
	16¾	60	17½	163	13	VST1660WSD	\$1,892		
	16¾	60	17½	163	13	VSV1660WSD		\$2,960	\$3,256
	16¾	54	17½	160	12	VST1654WSD	\$1,781		
	16¾	54	17½	160	12	VSV1654WSD		\$2,765	\$3,041
	16¾	48	17½	154	11	VST1648WSD	\$1,527		
	16¾	48	17½	154	11	VSV1648WSD		\$2,542	\$2,792
	16¾	42	17½	142	10	VST1642WSD	\$1,460		
	16¾	42	17½	142	10	VSV1642WSD		\$2,396	\$2,636
	16¾	36	17½	133	8	VST1636WSD	\$1,276		
	16¾	36	17½	133	8	VSV1636WSD		\$2,269	\$2,497
16¾	30	17½	128	7	VST1630WSD	\$1,255			
16¾	30	17½	128	7	VSV1630WSD		\$2,113	\$2,324	

- white markerboard doors available, specify and add \$238 list to laminate or veneer door price
- locking not available
- supported by wall cleat- hardware provided by installer
- pulls not available

Description	D	W	H	CTN WT	CU FT	① Model	Laminate	Essentials Veneer	Artisan Veneer
	15 7/16	54	17 1/2	73	12	VST1554WOO	\$1,087		
	15 7/16	54	17 1/2	73	12	VSV1554WOO		\$1,719	\$1,890
	15 7/16	48	17 1/2	68	10	VST1548WOO	\$986		
	15 7/16	48	17 1/2	68	10	VSV1548WOO		\$1,566	\$1,723
	15 7/16	42	17 1/2	61	9	VST1542WOO	\$902		
	15 7/16	42	17 1/2	61	9	VSV1542WOO		\$1,426	\$1,567
	15 7/16	36	17 1/2	53	8	VST1536WOO	\$821		
	15 7/16	36	17 1/2	53	8	VSV1536WOO		\$1,299	\$1,430
	15 7/16	30	17 1/2	46	7	VST1530WOO	\$744		
	15 7/16	30	17 1/2	46	7	VSV1530WOO		\$1,176	\$1,296

- supported by wall cleat- hardware provided by installer

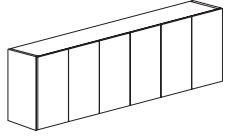
To Order, Specify:

① Model Number Laminate - VST Veneer - VSV

- ② Worksurface Material (see page [VI3](#))
 - a.) TFL
 - b.) HPL
- ③ Laminate Color (see page [VI3](#))
 - a.) Worksurface Color
 - b.) Chassis Color
 - c.) Drawer Color

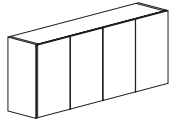
- ④ Edge Profile (see page [VI4](#))
- ⑤ Pull Style and Color (see page [VI5](#))
- ⑥ Optional Grommet Location & Color (see page [VI6](#))
- ⑦ Other Product Options (see page [VI10](#))
- ⑧ Accessories (see page [VS314](#))
- ⑨ Power and Data Options (see page [VS324](#))

Description	D	W	H	CTN WT	CU FT	① Model	Laminate		Essentials Veneer			Artisan Veneer		
							Laminate Door	Alum. Frm Glass Door	Veneer Door	Alum. Frm Glass Door	Wood Frm Glass Door	Veneer Door	Alum. Frm Glass Door	Wood Frm Glass Door
Double Height Wall Mount Overhead Cabinet with Six Doors	16 ³ / ₁₆	108	29 ¹ / ₂	366	37	VST16108WDSO	\$2,978	\$5,062						
	16 ³ / ₁₆	108	29 ¹ / ₂	366	37	VSV16108WDSO			\$5,649	\$7,734	\$6,556	\$6,217	\$8,300	\$7,123
	16 ³ / ₁₆	102	29 ¹ / ₂	346	35	VST16102WDSO	\$2,827	\$4,854						
	16 ³ / ₁₆	102	29 ¹ / ₂	346	35	VSV16102WDSO			\$5,339	\$7,365	\$6,246	\$5,874	\$7,900	\$6,781
	16 ³ / ₁₆	96	29 ¹ / ₂	325	33	VST1696WDSO	\$2,672	\$4,641						
	16 ³ / ₁₆	96	29 ¹ / ₂	325	33	VSV1696WDSO			\$5,023	\$6,992	\$5,931	\$5,527	\$7,494	\$6,434
	16 ³ / ₁₆	90	29 ¹ / ₂	306	31	VST1690WDSO	\$2,529	\$4,441						
	16 ³ / ₁₆	90	29 ¹ / ₂	306	31	VSV1690WDSO			\$4,713	\$6,624	\$5,619	\$5,183	\$7,094	\$6,091

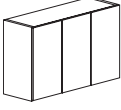


- select door style
- aluminum frame door offered in both frosted or white back painted glass, specify when ordering
- white markerboard doors available, specify and add \$1,149 list to laminate or veneer door price
- locking available on laminate or wood doors, specify and add \$128 list; glass doors are non-locking
- supported by wall cleat- hardware provided by installer
- no pulls


Description	D	W	H	CTN WT	CU FT	① Model	Laminate		Essentials Veneer			Artisan Veneer		
							Laminate Door	Alum. Frm Glass Door	Veneer Door	Alum. Frm Glass Door	Wood Frm Glass Door	Veneer Door	Alum. Frm Glass Door	Wood Frm Glass Door
Double Height Wall Mount Overhead Cabinet with Four Doors	16 ³ / ₁₆	84	29 ¹ / ₂	285	29	VST1684WDSO	\$2,396	\$3,901						
	16 ³ / ₁₆	84	29 ¹ / ₂	285	29	VSV1684WDSO			\$4,398	\$5,901	\$5,103	\$4,836	\$6,341	\$5,543
	16 ³ / ₁₆	78	29 ¹ / ₂	264	27	VST1678WDSO	\$2,343	\$3,792						
	16 ³ / ₁₆	78	29 ¹ / ₂	264	27	VSV1678WDSO			\$4,083	\$5,533	\$4,790	\$4,492	\$5,941	\$5,199
	16 ³ / ₁₆	72	29 ¹ / ₂	244	25	VST1672WDSO	\$2,217	\$3,607						
	16 ³ / ₁₆	72	29 ¹ / ₂	244	25	VSV1672WDSO			\$3,771	\$5,161	\$4,478	\$4,146	\$5,536	\$4,854
	16 ³ / ₁₆	66	29 ¹ / ₂	227	23	VST1666WDSO	\$2,103	\$3,437						
	16 ³ / ₁₆	66	29 ¹ / ₂	227	23	VSV1666WDSO			\$3,608	\$4,942	\$4,315	\$3,967	\$5,302	\$4,675
	16 ³ / ₁₆	60	29 ¹ / ₂	212	21	VST1660WDSO	\$2,004	\$3,280						
	16 ³ / ₁₆	60	29 ¹ / ₂	212	21	VSV1660WDSO			\$3,431	\$4,706	\$4,138	\$3,773	\$5,050	\$4,480
	16 ³ / ₁₆	54	29 ¹ / ₂	208	19	VST1654WDSO	\$1,884	\$3,102						
16 ³ / ₁₆	54	29 ¹ / ₂	208	19	VSV1654WDSO			\$3,095	\$4,312	\$3,800	\$3,404	\$4,621	\$4,109	



- select door style
- aluminum frame door offered in both frosted or white back painted glass, specify when ordering
- white markerboard doors available, specify and add \$897 list to laminate or veneer door price
- locking available on laminate or wood doors, specify and add \$89 list; glass doors are non-locking
- supported by wall cleat- hardware provided by installer
- no pulls

Description	D	W	H	CTN WT	CU FT	① Model	Laminate		Essentials Veneer			Artisan Veneer		
							Laminate Door	Alum. Frm Glass Door	Veneer Door	Alum. Frm Glass Door	Wood Frm Glass Door	Veneer Door	Alum. Frm Glass Door	Wood Frm Glass Door
Double Height Wall Mount Overhead Cabinet with Three Doors 	16 3/16	48	29 1/2	201	17	VST1648WDSOR	\$1,616	\$2,600						
	16 3/16	48	29 1/2	201	17	VSV1648WDSOR			\$2,708	\$3,692	\$3,177	\$2,978	\$3,962	\$3,447
	16 3/16	48	29 1/2	201	17	VST1648WDSOL	\$1,616	\$2,600						
	16 3/16	48	29 1/2	201	17	VSV1648WDSOL			\$2,708	\$3,692	\$3,177	\$2,978	\$3,962	\$3,447
	16 3/16	42	29 1/2	185	15	VST1642WDSOR	\$1,534	\$2,462						
	16 3/16	42	29 1/2	185	15	VSV1642WDSOR			\$2,487	\$3,416	\$2,957	\$2,737	\$3,664	\$3,205
	16 3/16	42	29 1/2	185	15	VST1642WDSOL	\$1,534	\$2,462						
	16 3/16	42	29 1/2	185	15	VSV1642WDSOL			\$2,487	\$3,416	\$2,957	\$2,737	\$3,664	\$3,205

- select door style
- aluminum frame door offered in both frosted or white back painted glass, specify when ordering
- white markerboard doors available, specify and add \$595 list to laminate or veneer door price
- locking available on laminate or wood doors, specify and add \$84 list; glass doors are non-locking
- supported by wall cleat- hardware provided by installer
- right door configuration- 1 door hinges left and 2 doors hinge right
- left door configuration- 1 door hinges right and 2 doors hinge left
- no pulls

Description	D	W	H	CTN WT	CU FT	① Model	Laminate		Essentials Veneer			Artisan Veneer		
							Laminate Door	Alum. Frm Glass Door	Veneer Door	Alum. Frm Glass Door	Wood Frm Glass Door	Veneer Door	Alum. Frm Glass Door	Wood Frm Glass Door
Double Height Wall Mount Overhead Cabinet with Two Doors 	16 3/16	36	29 1/2	173	13	VST1636WDSO	\$1,335	\$2,031						
	16 3/16	36	29 1/2	173	13	VSV1636WDSO			\$2,332	\$3,027	\$2,654	\$2,564	\$3,260	\$2,886
	16 3/16	30	29 1/2	167	11	VST1630WDSO	\$1,273	\$1,910						
	16 3/16	30	29 1/2	167	11	VSV1630WDSO			\$2,220	\$2,858	\$2,542	\$2,444	\$3,082	\$2,766

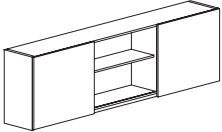
- select door style
- aluminum frame door offered in both frosted or white back painted glass, specify when ordering
- white markerboard doors available, specify and add \$408 list to laminate or veneer door price
- locking available on laminate or wood doors, specify and add \$53 list; glass doors are non-locking
- supported by wall cleat- hardware provided by installer
- no pulls

To Order, Specify:

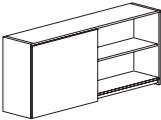
① Model Number Laminate - VST Veneer - VSV

- ② Worksurface Material (see page [VI3](#))
 - a.) TFL
 - b.) HPL
- ③ Laminate Color (see page [VI3](#))
 - a.) Worksurface Color
 - b.) Chassis Color
 - c.) Drawer Color
- ② Finish Color (see page [VI1](#))

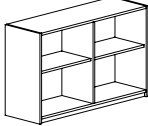
- ④ Edge Profile (see page [VI4](#))
- ⑤ Pull Style and Color (see page [VI5](#))
- ⑥ Optional Grommet Location & Color (see page [VI6](#))
- ⑦ Other Product Options (see page [VI10](#))
- ⑧ Accessories (see page [VS314](#))
- ⑨ Power and Data Options (see page [VS324](#))

Description	D	W	H	CTN WT	CU FT	① Model	Laminate	Essentials Veneer	Artisan Veneer
Double Height Wall Mount Overhead Cabinet with Two Sliding Doors 	16 3/16	108	29 1/2	366	37	VST16108WDSD	\$3,401		
	16 3/16	108	29 1/2	366	37	VSV16108WDSD		\$6,216	\$6,836
	16 3/16	102	29 1/2	346	35	VST16102WDSD	\$3,233		
	16 3/16	102	29 1/2	346	35	VSV16102WDSD		\$5,874	\$6,462
	16 3/16	96	29 1/2	325	33	VST1696WDSD	\$3,144		
	16 3/16	96	29 1/2	325	33	VSV1696WDSD		\$5,526	\$6,079
	16 3/16	90	29 1/2	306	31	VST1690WDSD	\$2,992		
	16 3/16	90	29 1/2	306	31	VSV1690WDSD		\$5,183	\$5,705

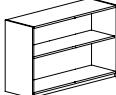
- white markerboard doors available, specify and add \$625 list to laminate or veneer door price
- locking not available
- supported by wall cleat- hardware provided by installer

Double Height Wall Mount Overhead Cabinet with Sliding Door 	16 3/16	84	29 1/2	285	29	VST1684WDSD	\$2,844		
	16 3/16	84	29 1/2	285	29	VSV1684WDSD		\$4,836	\$5,320
	16 3/16	78	29 1/2	264	27	VST1678WDSD	\$2,704		
	16 3/16	78	29 1/2	264	27	VSV1678WDSD		\$4,491	\$4,940
	16 3/16	72	29 1/2	244	25	VST1672WDSD	\$2,574		
	16 3/16	72	29 1/2	244	25	VSV1672WDSD		\$4,222	\$4,644
	16 3/16	66	29 1/2	227	23	VST1666WDSD	\$2,449		
	16 3/16	66	29 1/2	227	23	VSV1666WDSD		\$4,087	\$4,493
	16 3/16	60	29 1/2	212	21	VST1660WDSD	\$2,347		
	16 3/16	60	29 1/2	212	21	VSV1660WDSD		\$3,929	\$4,323
	16 3/16	54	29 1/2	208	19	VST1654WDSD	\$2,243		
	16 3/16	54	29 1/2	208	19	VSV1654WDSD		\$3,775	\$4,150
	16 3/16	48	29 1/2	201	17	VST1648WDSD	\$1,979		
	16 3/16	48	29 1/2	201	17	VSV1648WDSD		\$3,381	\$3,720
	16 3/16	42	29 1/2	185	15	VST1642WDSD	\$1,897		
	16 3/16	42	29 1/2	185	15	VSV1642WDSD		\$3,240	\$3,565
	16 3/16	36	29 1/2	173	13	VST1636WDSD	\$1,818		
	16 3/16	36	29 1/2	173	13	VSV1636WDSD		\$2,998	\$3,299
	16 3/16	30	29 1/2	167	11	VST1630WDSD	\$1,799		
	16 3/16	30	29 1/2	167	11	VSV1630WDSD		\$2,963	\$3,258

- white markerboard door available, specify and add \$315 list to laminate or veneer door price
- locking not available
- supported by wall cleat- hardware provided by installer

Description	D	W	H	CTN WT	CU FT	① Model	Laminate	Essentials Veneer	Artisan Veneer
Double Height Wall Mount Open Overhead 	15 ⁷ / ₁₆	54	29 ¹ / ₂	95	19	VST1554DWO	\$1,195		
	15 ⁷ / ₁₆	54	29 ¹ / ₂	95	19	VSV1554DWO		\$2,077	\$2,285
	15 ⁷ / ₁₆	48	29 ¹ / ₂	89	17	VST1548DWO	\$1,087		
	15 ⁷ / ₁₆	48	29 ¹ / ₂	89	17	VSV1548DWO		\$1,894	\$2,081
	15 ⁷ / ₁₆	42	29 ¹ / ₂	80	15	VST1542DWO	\$987		
	15 ⁷ / ₁₆	42	29 ¹ / ₂	80	15	VSV1542DWO		\$1,724	\$1,896

- supported by wall cleat- hardware provided by installer

Double Height Wall Mount Open Overhead 	15 ⁷ / ₁₆	36	29 ¹ / ₂	69	13	VST1536DWO	\$903		
	15 ⁷ / ₁₆	36	29 ¹ / ₂	69	13	VSV1536DWO		\$1,571	\$1,728
	15 ⁷ / ₁₆	30	29 ¹ / ₂	60	11	VST1530DWO	\$818		
	15 ⁷ / ₁₆	30	29 ¹ / ₂	60	11	VSV1530DWO		\$1,425	\$1,566

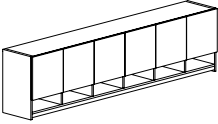
- supported by wall cleat- hardware provided by installer

To Order, Specify:

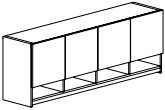
① Model Number Laminate - VST Veneer - VSV

- ② Worksurface Material (see page [VI3](#))
 - a.) TFL
 - b.) HPL
- ③ Laminate Color (see page [VI3](#))
 - a.) Worksurface Color
 - b.) Chassis Color
 - c.) Drawer Color
- ② Finish Color (see page [VI1](#))

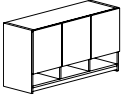
- ④ Edge Profile (see page [VI4](#))
- ⑤ Pull Style and Color (see page [VI5](#))
- ⑥ Optional Grommet Location & Color (see page [VI6](#))
- ⑦ Other Product Options (see page [VI10](#))
- ⑧ Accessories (see page [VS314](#))
- ⑨ Power and Data Options (see page [VS324](#))

Description	D	W	H	CTN WT	CU FT	① Model	Laminate		Essentials Veneer			Artisan Veneer			
							Laminate Door	Alum. Frm Glass Door	Veneer Door	Alum. Frm Glass Door	Wood Frm Glass Door	Veneer Door	Alum. Frm Glass Door	Wood Frm Glass Door	
Wall Mount Overhead Cabinet with Six Doors and Cubbies 	16 ³ / ₁₆	108	23 ¹ / ₂	326	30	VST16108WSOC	\$2,883	\$4,463							
	16 ³ / ₁₆	108	23 ¹ / ₂	326	30	VSV16108WSOC			\$5,506	\$7,086	\$6,060	\$6,059	\$7,639	\$6,613	
	16 ³ / ₁₆	102	23 ¹ / ₂	309	29	VST16102WSOC	\$2,731	\$4,269							
	16 ³ / ₁₆	102	23 ¹ / ₂	309	29	VSV16102WSOC			\$5,201	\$6,738	\$5,755	\$5,721	\$7,258	\$6,275	
	16 ³ / ₁₆	96	23 ¹ / ₂	290	27	VST1696WSOC	\$2,588	\$4,087							
	16 ³ / ₁₆	96	23 ¹ / ₂	290	27	VSV1696WSOC			\$4,896	\$6,394	\$5,450	\$5,388	\$6,887	\$5,942	
	16 ³ / ₁₆	90	23 ¹ / ₂	273	25	VST1690WSOC	\$2,450	\$3,906							
	16 ³ / ₁₆	90	23 ¹ / ₂	273	25	VSV1690WSOC			\$4,593	\$6,050	\$5,147	\$5,051	\$6,506	\$5,605	


- select door style
- aluminum frame door offered in both frosted or white back painted glass, specify when ordering
- white markerboard doors available, specify and add \$703 list to laminate or veneer door price
- locking available on laminate or wood doors, specify and add \$128 list; glass doors are non-locking
- supported by wall cleat- hardware provided by installer
- no pulls

Description	D	W	H	CTN WT	CU FT	① Model	Laminate		Essentials Veneer			Artisan Veneer			
							Laminate Door	Alum. Frm Glass Door	Veneer Door	Alum. Frm Glass Door	Wood Frm Glass Door	Veneer Door	Alum. Frm Glass Door	Wood Frm Glass Door	
Wall Mount Overhead Cabinet with Four Doors and Cubbies 	16 ³ / ₁₆	84	23 ¹ / ₂	254	24	VST1684WSOC	\$2,322	\$3,458							
	16 ³ / ₁₆	84	23 ¹ / ₂	254	24	VSV1684WSOC			\$4,284	\$5,421	\$4,771	\$4,713	\$5,849	\$5,199	
	16 ³ / ₁₆	78	23 ¹ / ₂	236	22	VST1678WSOC	\$2,269	\$3,366							
	16 ³ / ₁₆	78	23 ¹ / ₂	236	22	VSV1678WSOC			\$3,980	\$5,078	\$4,467	\$4,376	\$5,473	\$4,863	
	16 ³ / ₁₆	72	23 ¹ / ₂	217	21	VST1672WSOC	\$2,149	\$3,201							
	16 ³ / ₁₆	72	23 ¹ / ₂	217	21	VSV1672WSOC			\$3,704	\$4,758	\$4,191	\$4,076	\$5,129	\$4,561	
	16 ³ / ₁₆	66	23 ¹ / ₂	202	19	VST1666WSOC	\$2,034	\$3,046							
	16 ³ / ₁₆	66	23 ¹ / ₂	202	19	VSV1666WSOC			\$3,504	\$4,515	\$3,990	\$3,854	\$4,866	\$4,339	
	16 ³ / ₁₆	60	23 ¹ / ₂	188	17	VST1660WSOC	\$1,940	\$2,912							
	16 ³ / ₁₆	60	23 ¹ / ₂	188	17	VSV1660WSOC			\$3,391	\$4,363	\$3,877	\$3,731	\$4,701	\$4,217	
	16 ³ / ₁₆	54	23 ¹ / ₂	183	16	VST1654WSOC	\$1,827	\$2,755							
	16 ³ / ₁₆	54	23 ¹ / ₂	183	16	VSV1654WSOC			\$3,234	\$4,164	\$3,721	\$3,557	\$4,487	\$4,043	

- select door style
- aluminum frame door offered in both frosted or white back painted glass, specify when ordering
- white markerboard doors available, specify and add \$615 list to laminate or veneer door price
- locking available on laminate or wood doors, specify and add \$89 list; glass doors are non-locking
- supported by wall cleat- hardware provided by installer
- no pulls

Description	D	W	H	CTN WT	CU FT	① Model	Laminate		Essentials Veneer			Artisan Veneer			
							Laminate Door	Alum. Frm Glass Door	Veneer Door	Alum. Frm Glass Door	Wood Frm Glass Door	Veneer Door	Alum. Frm Glass Door	Wood Frm Glass Door	
Wall Mount Overhead Cabinet with Three Doors and Cubbies 	16 3/16	48	23 1/2	174	14	VST1648WSOCR	\$1,563	\$2,313							
	16 3/16	48	23 1/2	174	14	VSV1648WSOCR			\$2,811	\$3,560	\$3,152	\$3,093	\$3,841	\$3,433	
	16 3/16	48	23 1/2	174	14	VST1648WSOCL	\$1,563	\$2,313							
	16 3/16	48	23 1/2	174	14	VSV1648WSOCL			\$2,811	\$3,560	\$3,152	\$3,093	\$3,841	\$3,433	
	16 3/16	42	23 1/2	160	12	VST1642WSOCR	\$1,486	\$2,193							
	16 3/16	42	23 1/2	160	12	VSV1642WSOCR			\$2,597	\$3,306	\$2,938	\$2,859	\$3,566	\$3,200	
	16 3/16	42	23 1/2	160	12	VST1642WSOCL	\$1,486	\$2,193							
	16 3/16	42	23 1/2	160	12	VSV1642WSOCL			\$2,597	\$3,306	\$2,938	\$2,859	\$3,566	\$3,200	

- select door style
- aluminum frame door offered in both frosted or white back painted glass, specify when ordering
- white markerboard doors available, specify and add \$434 list to laminate or veneer door price
- locking available on laminate or wood doors, specify and add \$84 list; glass doors are non-locking
- supported by wall cleat- hardware provided by installer
- right door configuration- 1 door hinges left and 2 doors hinge right
- left door configuration- 1 door hinges right and 2 doors hinge left
- no pulls

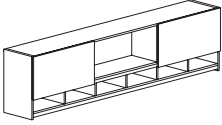
Description	D	W	H	CTN WT	CU FT	① Model	Laminate		Essentials Veneer			Artisan Veneer			
							Laminate Door	Alum. Frm Glass Door	Veneer Door	Alum. Frm Glass Door	Wood Frm Glass Door	Veneer Door	Alum. Frm Glass Door	Wood Frm Glass Door	
Wall Mount Overhead Cabinet with Two Doors and Cubbies 	16 3/16	36	23 1/2	148	11	VST1636WSOC	\$1,296	\$1,825							
	16 3/16	36	23 1/2	148	11	VSV1636WSOC			\$2,263	\$2,792	\$2,468	\$2,489	\$3,018	\$2,694	
	16 3/16	30	23 1/2	141	9	VST1630WSOC	\$1,231	\$1,719							
	16 3/16	30	23 1/2	141	9	VSV1630WSOC			\$2,143	\$2,631	\$2,346	\$2,356	\$2,843	\$2,559	

- select door style
- aluminum frame door offered in both frosted or white back painted glass, specify when ordering
- white markerboard doors available, specify and add \$258 list to laminate or veneer door price
- locking available on laminate or wood doors, specify and add \$53 list; glass doors are non-locking
- supported by wall cleat- hardware provided by installer
- no pulls

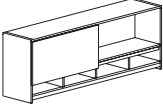
To Order, Specify:

① Model Number Laminate - VST Veneer - VSV

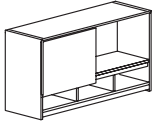
- ② Worksurface Material (see page VI3)
 - a.) TFL
 - b.) HPL
- ③ Laminate Color (see page VI3)
 - a.) Worksurface Color
 - b.) Chassis Color
 - c.) Drawer Color
- ④ Edge Profile (see page VI4)
- ⑤ Pull Style and Color (see page VI5)
- ⑥ Optional Grommet Location & Color (see page VI6)
- ⑦ Other Product Options (see page VI10)
- ⑧ Accessories (see page VS314)
- ⑨ Power and Data Options (see page VS324)

Description	D	W	H	CTN WT	CU FT	① Model	Laminate	Essentials Veneer	Artisan Veneer
Wall Mount Overhead Cabinet with Two Sliding Doors and Cubbies 	16 ³ / ₁₆	108	23 1/2	326	30	VST16108WSDC	\$3,304		
	16 ³ / ₁₆	108	23 1/2	326	30	VSV16108WSDC		\$5,941	\$6,534
	16 ³ / ₁₆	102	23 1/2	309	29	VST16102WSDC	\$3,145		
	16 ³ / ₁₆	102	23 1/2	309	29	VSV16102WSDC		\$5,613	\$6,172
	16 ³ / ₁₆	96	23 1/2	290	27	VST1696WSDC	\$2,992		
	16 ³ / ₁₆	96	23 1/2	290	27	VSV1696WSDC		\$5,281	\$5,809
	16 ³ / ₁₆	90	23 1/2	273	25	VST1690WSDC	\$2,845		
	16 ³ / ₁₆	90	23 1/2	273	25	VSV1690WSDC		\$4,954	\$5,449

- white markerboard doors available, specify and add \$473 list to laminate or veneer door price
- locking not available
- supported by wall cleat- hardware provided by installer
- pulls not available

Wall Mount Overhead Cabinet with Sliding Door and Cubbies 	16 ³ / ₁₆	84	23 1/2	254	24	VST1684WSDC	\$2,707		
	16 ³ / ₁₆	84	23 1/2	254	24	VSV1684WSDC		\$4,623	\$5,086
	16 ³ / ₁₆	78	23 1/2	236	22	VST1678WSDC	\$2,662		
	16 ³ / ₁₆	78	23 1/2	236	22	VSV1678WSDC		\$4,293	\$4,722
	16 ³ / ₁₆	72	23 1/2	217	21	VST1672WSDC	\$2,529		
	16 ³ / ₁₆	72	23 1/2	217	21	VSV1672WSDC		\$4,054	\$4,458
	16 ³ / ₁₆	66	23 1/2	202	19	VST1666WSDC	\$2,407		
	16 ³ / ₁₆	66	23 1/2	202	19	VSV1666WSDC		\$3,853	\$4,239
	16 ³ / ₁₆	60	23 1/2	188	17	VST1660WSDC	\$2,308		
	16 ³ / ₁₆	60	23 1/2	188	17	VSV1660WSDC		\$3,736	\$4,108
	16 ³ / ₁₆	54	23 1/2	183	16	VST1654WSDC	\$2,184		
16 ³ / ₁₆	54	23 1/2	183	16	VSV1654WSDC		\$3,490	\$3,837	

- white markerboard door available, specify and add \$238 list to laminate or veneer door price
- locking not available
- supported by wall cleat- hardware provided by installer
- pulls not available

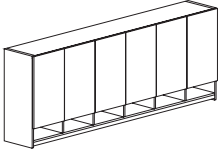
Description	D	W	H	CTN WT	CU FT	① Model	Laminate	Essentials Veneer	Artisan Veneer
Wall Mount Overhead Cabinet with Sliding Door and Cubbies 	16 3/16	48	23 1/2	174	14	VST1648WSDC	\$1,881		
	16 3/16	48	23 1/2	174	14	VSV1648WSDC		\$3,004	\$3,304
	16 3/16	42	23 1/2	160	12	VST1642WSDC	\$1,802		
	16 3/16	42	23 1/2	160	12	VSV1642WSDC		\$2,876	\$3,163
	16 3/16	36	23 1/2	148	11	VST1636WSDC	\$1,579		
	16 3/16	36	23 1/2	148	11	VSV1636WSDC		\$2,525	\$2,778
	16 3/16	30	23 1/2	141	9	VST1630WSDC	\$1,561		
	16 3/16	30	23 1/2	141	9	VSV1630WSDC		\$2,497	\$2,745

- white markerboard door available, specify and add \$238 list to laminate or veneer door price
- locking not available
- supported by wall cleat- hardware provided by installer
- pulls not available

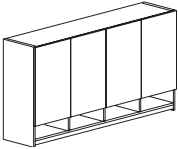
To Order, Specify:

① Model Number Laminate - VST Veneer - VSV

- ② Worksurface Material (see page [VI3](#))
 - a.) TFL
 - b.) HPL
- ③ Laminate Color (see page [VI3](#))
 - a.) Worksurface Color
 - b.) Chassis Color
 - c.) Drawer Color
- ④ Edge Profile (see page [VI4](#))
- ⑤ Pull Style and Color (see page [VI5](#))
- ⑥ Optional Grommet Location & Color (see page [VI6](#))
- ⑦ Other Product Options (see page [VI10](#))
- ⑧ Accessories (see page [VS314](#))
- ⑨ Power and Data Options (see page [VS324](#))

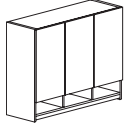
Description	D	W	H	CTN WT	CU FT	① Model	Laminate		Essentials Veneer			Artisan Veneer			
							Laminate Door	Alum. Frm Glass Door	Veneer Door	Alum. Frm Glass Door	Wood Frm Glass Door	Veneer Door	Alum. Frm Glass Door	Wood Frm Glass Door	
Double Height Wall Mount Overhead Cabinet with Six Doors and Cubbies 	16 ³ / ₁₆	108	35 ¹ / ₂	411	44	VST16108WDSOC	\$3,458	\$5,542							
	16 ³ / ₁₆	108	35 ¹ / ₂	411	44	VSV16108WDSOC			\$6,809	\$8,891	\$7,715	\$7,490	\$9,574	\$8,397	
	16 ³ / ₁₆	102	35 ¹ / ₂	389	42	VST16102WDSOC	\$3,291	\$5,318							
	16 ³ / ₁₆	102	35 ¹ / ₂	389	42	VSV16102WDSOC			\$6,432	\$8,457	\$7,338	\$7,078	\$9,104	\$7,985	
	16 ³ / ₁₆	96	35 ¹ / ₂	365	39	VST1696WDSOC	\$3,127	\$5,095							
	16 ³ / ₁₆	96	35 ¹ / ₂	365	39	VSV1696WDSOC			\$6,051	\$8,020	\$6,958	\$6,659	\$8,627	\$7,566	
	16 ³ / ₁₆	90	35 ¹ / ₂	344	37	VST1690WDSOC	\$2,973	\$4,885							
	16 ³ / ₁₆	90	35 ¹ / ₂	344	37	VSV1690WDSOC			\$5,677	\$7,589	\$6,583	\$6,243	\$8,155	\$7,151	

- select door style
- aluminum frame door offered in both frosted or white back painted glass, specify when ordering
- white markerboard doors available, specify and add \$1,149 list to laminate or veneer door price
- locking available on laminate or wood doors, specify and add \$128 list; glass doors are non-locking
- supported by wall cleat- hardware provided by installer
- no pulls

Description	D	W	H	CTN WT	CU FT	① Model	Laminate		Essentials Veneer			Artisan Veneer			
							Laminate Door	Alum. Frm Glass Door	Veneer Door	Alum. Frm Glass Door	Wood Frm Glass Door	Veneer Door	Alum. Frm Glass Door	Wood Frm Glass Door	
Double Height Wall Mount Overhead Cabinet with Four Doors and Cubbies 	16 ³ / ₁₆	84	35 ¹ / ₂	320	35	VST1684WDSOC	\$2,829	\$4,333							
	16 ³ / ₁₆	84	35 ¹ / ₂	320	35	VSV1684WDSOC			\$5,297	\$6,801	\$6,004	\$5,828	\$7,333	\$6,535	
	16 ³ / ₁₆	78	35 ¹ / ₂	297	32	VST1678WDSOC	\$2,779	\$4,228							
	16 ³ / ₁₆	78	35 ¹ / ₂	297	32	VSV1678WDSOC			\$4,922	\$6,371	\$5,630	\$5,414	\$6,862	\$6,121	
	16 ³ / ₁₆	72	35 ¹ / ₂	274	30	VST1672WDSOC	\$2,641	\$4,031							
	16 ³ / ₁₆	72	35 ¹ / ₂	274	30	VSV1672WDSOC			\$4,575	\$5,963	\$5,281	\$5,032	\$6,420	\$5,739	
	16 ³ / ₁₆	66	35 ¹ / ₂	255	27	VST1666WDSOC	\$2,503	\$3,837							
	16 ³ / ₁₆	66	35 ¹ / ₂	255	27	VSV1666WDSOC			\$4,338	\$5,674	\$5,046	\$4,774	\$6,108	\$5,480	
	16 ³ / ₁₆	60	35 ¹ / ₂	237	25	VST1660WDSOC	\$2,407	\$3,683							
	16 ³ / ₁₆	60	35 ¹ / ₂	237	25	VSV1660WDSOC			\$4,211	\$5,486	\$4,917	\$4,633	\$5,910	\$5,342	
16 ³ / ₁₆	54	35 ¹ / ₂	231	23	VST1654WDSOC	\$2,270	\$3,488								
16 ³ / ₁₆	54	35 ¹ / ₂	231	23	VSV1654WDSOC			\$4,028	\$5,245	\$4,734	\$4,431	\$5,648	\$5,137		

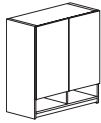
- select door style
- aluminum frame door offered in both frosted or white back painted glass, specify when ordering
- white markerboard doors available, specify and add \$897 list to laminate or veneer door price
- locking available on laminate or wood doors, specify and add \$89 list; glass doors are non-locking
- supported by wall cleat- hardware provided by installer
- no pulls

Description	D	W	H	CTN WT	CU FT	① Model	Laminate		Essentials Veneer			Artisan Veneer		
							Laminate Door	Alum. Frm Glass Door	Veneer Door	Alum. Frm Glass Door	Wood Frm Glass Door	Veneer Door	Alum. Frm Glass Door	Wood Frm Glass Door
Double Height Wall Mount Overhead Cabinet with Three Doors and Cubies	16 3/16	48	35 1/2	221	20	VST1648WDSOCR	\$1,955	\$2,938						
	16 3/16	48	35 1/2	221	20	VSV1648WDSOCR			\$3,462	\$4,445	\$3,929	\$3,809	\$4,792	\$4,277
	16 3/16	48	35 1/2	221	20	VST1648WDSOCL	\$1,955	\$2,938						
	16 3/16	48	35 1/2	221	20	VSV1648WDSOCL			\$3,462	\$4,445	\$3,929	\$3,809	\$4,792	\$4,277
	16 3/16	42	35 1/2	203	18	VST1642WDSOCR	\$1,867	\$2,795						
	16 3/16	42	35 1/2	203	18	VSV1642WDSOCR			\$3,063	\$3,991	\$3,529	\$3,368	\$4,296	\$3,836
	16 3/16	42	35 1/2	203	18	VST1642WDSOCL	\$1,867	\$2,795						
	16 3/16	42	35 1/2	203	18	VSV1642WDSOCL			\$3,063	\$3,991	\$3,529	\$3,368	\$4,296	\$3,836



- select door style
- aluminum frame door offered in both frosted or white back painted glass, specify when ordering
- white markerboard doors available, specify and add \$595 list to laminate or veneer door price
- locking available on laminate or wood doors, specify and add \$84 list; glass doors are non-locking
- supported by wall cleat- hardware provided by installer
- right door configuration- 1 door hinges left and 2 doors hinge right
- left door configuration- 1 door hinges right and 2 doors hinge left
- no pulls

Description	D	W	H	CTN WT	CU FT	① Model	Laminate		Essentials Veneer			Artisan Veneer		
							Laminate Door	Alum. Frm Glass Door	Veneer Door	Alum. Frm Glass Door	Wood Frm Glass Door	Veneer Door	Alum. Frm Glass Door	Wood Frm Glass Door
Double Height Wall Mount Overhead Cabinet with Two Doors and Cubbies	16 3/16	36	35 1/2	188	16	VST1636WDSOC	\$1,628	\$2,324						
	16 3/16	36	35 1/2	188	16	VSV1636WDSOC			\$2,866	\$3,561	\$3,187	\$3,153	\$3,850	\$3,475
	16 3/16	30	35 1/2	180	13	VST1630WDSOC	\$1,558	\$2,194						
	16 3/16	30	35 1/2	180	13	VSV1630WDSOC			\$2,642	\$3,281	\$2,964	\$2,909	\$3,547	\$3,230



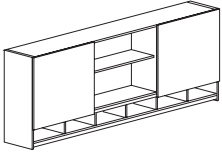
- select door style
- aluminum frame door offered in both frosted or white back painted glass, specify when ordering
- white markerboard doors available, specify and add \$408 list to laminate or veneer door price
- locking available on laminate or wood doors, specify and add \$53 list; glass doors are non-locking
- supported by wall cleat- hardware provided by installer
- no pulls

To Order, Specify:

① Model Number Laminate - VST Veneer - VSV

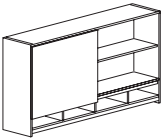
- ② Worksurface Material (see page VI3)
 - a.) TFL
 - b.) HPL
- ③ Laminate Color (see page VI3)
 - a.) Worksurface Color
 - b.) Chassis Color
 - c.) Drawer Color
- ④ Edge Profile (see page VI4)
- ⑤ Pull Style and Color (see page VI5)
- ⑥ Optional Grommet Location & Color (see page VI6)
- ⑦ Other Product Options (see page VI10)
- ⑧ Accessories (see page VS314)
- ⑨ Power and Data Options (see page VS324)

Description	D	W	H	CTN WT	CU FT	① Model	Laminate	Essentials Veneer	Artisan Veneer
Double Height Wall Mount Overhead Cabinet with Two Sliding Doors and Cubbies	16 ³ / ₁₆	108	35 ¹ / ₂	411	44	VST16108WDSDC	\$3,909		
	16 ³ / ₁₆	108	35 ¹ / ₂	411	44	VSV16108WDSDC		\$7,153	\$7,866
	16 ³ / ₁₆	102	35 ¹ / ₂	389	42	VST16102WDSDC	\$3,735		
	16 ³ / ₁₆	102	35 ¹ / ₂	389	42	VSV16102WDSDC		\$6,716	\$7,388
	16 ³ / ₁₆	96	35 ¹ / ₂	365	39	VST1696WDSDC	\$3,649		
	16 ³ / ₁₆	96	35 ¹ / ₂	365	39	VSV1696WDSDC		\$6,556	\$7,213
	16 ³ / ₁₆	90	35 ¹ / ₂	344	37	VST1690WDSDC	\$3,487		
	16 ³ / ₁₆	90	35 ¹ / ₂	344	37	VSV1690WDSDC		\$6,148	\$6,762

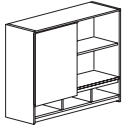


- white markerboard doors available, specify and add \$625 list to laminate or veneer door price
- locking not available
- supported by wall cleat- hardware provided by installer
- pulls not available

Double Height Wall Mount Overhead Cabinet with Sliding Door and Cubbies	16 ³ / ₁₆	84	35 ¹ / ₂	320	35	VST1684WDSDC	\$3,329		
	16 ³ / ₁₆	84	35 ¹ / ₂	320	35	VSV1684WDSDC		\$5,736	\$6,309
	16 ³ / ₁₆	78	35 ¹ / ₂	297	32	VST1678WDSDC	\$3,181		
	16 ³ / ₁₆	78	35 ¹ / ₂	297	32	VSV1678WDSDC		\$5,329	\$5,861
	16 ³ / ₁₆	72	35 ¹ / ₂	274	30	VST1672WDSDC	\$3,039		
	16 ³ / ₁₆	72	35 ¹ / ₂	274	30	VSV1672WDSDC		\$5,025	\$5,529
	16 ³ / ₁₆	66	35 ¹ / ₂	255	27	VST1666WDSDC	\$2,886		
	16 ³ / ₁₆	66	35 ¹ / ₂	255	27	VSV1666WDSDC		\$4,793	\$5,272
	16 ³ / ₁₆	60	35 ¹ / ₂	237	25	VST1660WDSDC	\$2,792		
	16 ³ / ₁₆	60	35 ¹ / ₂	237	25	VSV1660WDSDC		\$4,663	\$5,129
	16 ³ / ₁₆	54	35 ¹ / ₂	231	23	VST1654WDSDC	\$2,681		
	16 ³ / ₁₆	54	35 ¹ / ₂	231	23	VSV1654WDSDC		\$4,288	\$4,719



- white markerboard door available, specify and add \$315 list to laminate or veneer door price
- locking not available
- supported by wall cleat- hardware provided by installer
- pulls not available

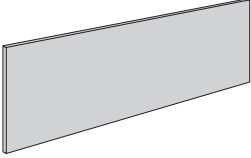
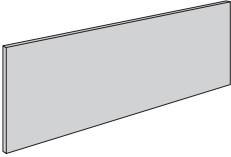
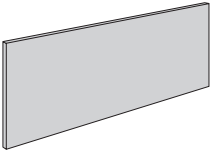
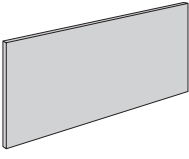
Description	D	W	H	CTN WT	CU FT	① Model	Laminate	Essentials Veneer	Artisan Veneer
Double Height Wall Mount Overhead Cabinet with Sliding Door and Cubbies 	16 3/16	48	35 1/2	221	20	VST1648WSDSC	\$2,376		
	16 3/16	48	35 1/2	221	20	VSV1648WSDSC		\$3,798	\$4,181
	16 3/16	42	35 1/2	203	18	VST1642WSDSC	\$2,286		
	16 3/16	42	35 1/2	203	18	VSV1642WSDSC		\$3,655	\$4,020
	16 3/16	36	35 1/2	188	16	VST1636WSDSC	\$2,203		
	16 3/16	36	35 1/2	188	16	VSV1636WSDSC		\$3,517	\$3,868
	16 3/16	30	35 1/2	180	13	VST1630WSDSC	\$2,185		
	16 3/16	30	35 1/2	180	13	VSV1630WSDSC		\$3,492	\$3,842

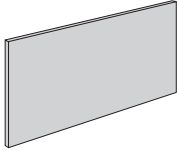
- white markerboard door available, specify and add \$315 list to laminate or veneer door price
- locking not available
- supported by wall cleat- hardware provided by installer
- pulls not available

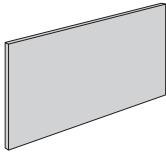
To Order, Specify:

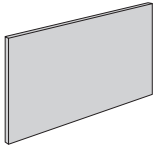
① Model Number Laminate - VST Veneer - VSV

- ② Worksurface Material (see page [VI3](#))
 - a.) TFL
 - b.) HPL
- ③ Laminate Color (see page [VI3](#))
 - a.) Worksurface Color
 - b.) Chassis Color
 - c.) Drawer Color
- ④ Edge Profile (see page [VI4](#))
- ⑤ Pull Style and Color (see page [VI5](#))
- ⑥ Optional Grommet Location & Color (see page [VI6](#))
- ⑦ Other Product Options (see page [VI10](#))
- ⑧ Accessories (see page [VS314](#))
- ⑨ Power and Data Options (see page [VS324](#))

Description	D	W	H	CTN WT	CU FT	① Model	List Price Per Grade
84" w Wall Mount Tackboard for Overhead Cabinet 	1 1/4	84	21 1/2	19	5	VSB8422WT	COM \$480
	<ul style="list-style-type: none"> com ydg: 2 3/4 						A \$605 B \$631 C \$706 D \$810 E \$905 F \$1,012 G \$1,141 H \$1,326 I \$1,381 J \$1,539
78" w Wall Mount Tackboard for Overhead Cabinet 	1 1/4	78	21 1/2	17	5	VSB7822WT	COM \$465
	<ul style="list-style-type: none"> com ydg: 2 1/2 						A \$578 B \$602 C \$669 D \$765 E \$851 F \$949 G \$1,066 H \$1,234 I \$1,284 J \$1,429
72" w Wall Mount Tackboard for Overhead Cabinet 	1 1/4	72	21 1/2	17	5	VSB7222WT	COM \$436
	<ul style="list-style-type: none"> com ydg: 2 1/4 						A \$539 B \$560 C \$621 D \$706 E \$784 F \$872 G \$977 H \$1,129 I \$1,174 J \$1,303
66" w Wall Mount Tackboard for Overhead Cabinet 	1 1/4	66	21 1/2	15	4	VSB6622WT	COM \$407
	<ul style="list-style-type: none"> com ydg: 2 						A \$497 B \$517 C \$570 D \$646 E \$715 F \$794 G \$887 H \$1,022 I \$1,062 J \$1,178

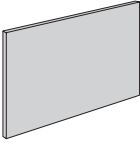
Description	D	W	H	CTN WT	CU FT	① Model	List Price Per Grade
60" w Wall Mount Tackboard for Overhead Cabinet  • com ydg: 2	1 ¼	60	21 ½	14	4	VSB6022WT	COM \$392
							A \$483
							B \$502
							C \$556
							D \$632
							E \$701
							F \$780
							G \$872
							H \$1,008
							I \$1,048
							J \$1,163

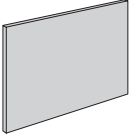
54" w Wall Mount Tackboard for Overhead Cabinet  • com ydg: 1 ¾	1 ¼	54	21 ½	13	4	VSB5422WT	COM \$365
							A \$456
							B \$475
							C \$529
							D \$605
							E \$675
							F \$753
							G \$846
							H \$981
							I \$1,021
							J \$1,137

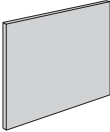
48" w Wall Mount Tackboard for Overhead Cabinet  • com ydg: 1 ¾	1 ¼	48	21 ½	12	3	VSB4822WT	COM \$336
							A \$416
							B \$432
							C \$478
							D \$545
							E \$606
							F \$675
							G \$757
							H \$874
							I \$909
							J \$1,011

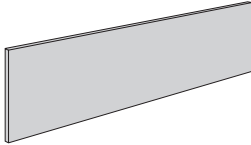
To Order, Specify:

- ① Model Number
- ② Fabric Selection: vendor, pattern, color
 Visit www.jsifurniture.com/finishes-and-materials/textiles for our textiles program. See selection of standard and graded in manufacturers and patterns.

Description	D	W	H	CTN WT	CU FT	① Model	List Price Per Grade	
42" w Wall Mount Tackboard for Overhead Cabinet 	1 1/4	42	21 1/2	11	3	VSB4222WT	COM \$305	
	• com ydg: 1 1/2							A \$362
								B \$373
								C \$407
								D \$454
								E \$498
								F \$547
								G \$605
								H \$690
								I \$715
								J \$788

36" w Wall Mount Tackboard for Overhead Cabinet 	1 1/4	36	21 1/2	10	3	VSB3622WT	COM \$279	
	• com ydg: 1 1/4							A \$335
								B \$347
								C \$381
								D \$428
								E \$471
								F \$521
								G \$578
								H \$663
								I \$689
								J \$762

30" w Wall Mount Tackboard for Overhead Cabinet 	1 1/4	30	21 1/2	9	2	VSB3022WT	COM \$266	
	• com ydg: 1 1/4							A \$324
								B \$335
								C \$368
								D \$416
								E \$460
								F \$508
								G \$567
								H \$651
								I \$677
								J \$748

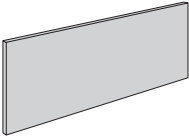
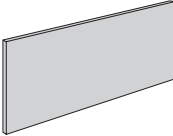
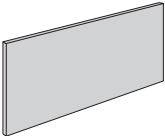
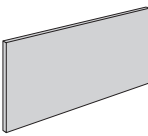
Description	D	W	H	CTN WT	CU FT	① Model	List Price Per Grade	
84" w Wall Mount Tackboard for Overhead Cabinet with Cubbies 	1 1/4	83 3/4	19	17	5	VSB8420WTC	COM \$471	
	• com ydg: 2 3/4							A \$597
								B \$623
								C \$696
								D \$801
								E \$897
								F \$1,004
								G \$1,132
								H \$1,318
								I \$1,372
								J \$1,531

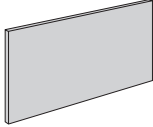
78" w Wall Mount Tackboard for Overhead Cabinet with Cubbies 	1 1/4	77 3/4	19	16	4	VSB7820WTC	COM \$458	
	• com ydg: 2 1/2							A \$571
								B \$595
								C \$662
								D \$757
								E \$843
								F \$942
								G \$1,057
								H \$1,226
								I \$1,277
								J \$1,420

72" w Wall Mount Tackboard for Overhead Cabinet with Cubbies 	1 1/4	71 3/4	19	15	4	VSB7220WTC	COM \$428	
	• com ydg: 2 1/4							A \$531
								B \$552
								C \$612
								D \$699
								E \$776
								F \$865
								G \$969
								H \$1,120
								I \$1,166
								J \$1,296

To Order, Specify:

- ① Model Number
- ② Fabric Selection: vendor, pattern, color
 Visit www.jsifurniture.com/finishes-and-materials/textiles for our textiles program. See selection of standard and graded in manufacturers and patterns.

Description	D	W	H	CTN WT	CU FT	① Model	List Price Per Grade
66" w Wall Mount Tackboard for Overhead Cabinet with Cubbies  • com ydg: 2	1 1/4	65 3/4	19	14	4	VSB6620WTC	COM \$397
							A \$489
							B \$507
							C \$561
							D \$637
							E \$707
							F \$785
							G \$878
							H \$1,013
							I \$1,053
						J \$1,170	
60" w Wall Mount Tackboard for Overhead Cabinet with Cubbies  • com ydg: 2	1 1/4	59 3/4	19	13	4	VSB6020WTC	COM \$386
							A \$476
							B \$495
							C \$549
							D \$625
							E \$694
							F \$772
							G \$866
							H \$1,001
							I \$1,041
						J \$1,157	
54" w Wall Mount Tackboard for Overhead Cabinet with Cubbies  • com ydg: 1 3/4	1 1/4	53 3/4	19	12	3	VSB5420WTC	COM \$359
							A \$450
							B \$469
							C \$523
							D \$599
							E \$668
							F \$746
							G \$840
							H \$975
							I \$1,014
						J \$1,130	
48" w Wall Mount Tackboard for Overhead Cabinet with Cubbies  • com ydg: 1 3/4	1 1/4	47 3/4	19	11	3	VSB4820WTC	COM \$328
							A \$408
							B \$424
							C \$471
							D \$538
							E \$599
							F \$667
							G \$748
							H \$867
							I \$902
						J \$1,003	

Description	D	W	H	CTN WT	CU FT	① Model	List Price Per Grade
42" w Wall Mount Tackboard for Overhead Cabinet with Cubbies • com ydg: 1 1/2 	1 1/4	41 3/4	19	10	3	VSB4220WTC	COM \$300
	A	\$357					
	B	\$368					
	C	\$401					
	D	\$449					
	E	\$493					
	F	\$541					
	G	\$600					
	H	\$684					
	I	\$710					
	J	\$783					

36" w Wall Mount Tackboard for Overhead Cabinet with Cubbies • com ydg: 1 1/4 	1 1/4	35 3/4	19	9	2	VSB3620WTC	COM \$272
	A	\$329					
	B	\$340					
	C	\$373					
	D	\$422					
	E	\$465					
	F	\$514					
	G	\$572					
	H	\$657					
	I	\$682					
	J	\$755					

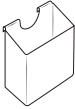

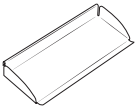
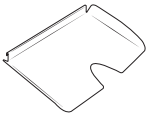
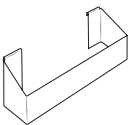
30" w Wall Mount Tackboard for Overhead Cabinet with Cubbies • com ydg: 1 1/4 	1 1/4	29 3/4	19	8	2	VSB3020WTC	COM \$260
	A	\$317					
	B	\$329					
	C	\$362					
	D	\$409					
	E	\$453					
	F	\$501					
	G	\$560					
	H	\$645					
	I	\$669					
	J	\$742					

To Order, Specify:

- ① Model Number
- ② Fabric Selection: vendor, pattern, color
 Visit www.jsifurniture.com/finishes-and-materials/textiles for our textiles program. See selection of standard and graded in manufacturers and patterns.

Description	D	W	H	CTN WT	CU FT	① Model	List Price
	¾	106½	3¼	9	3	VSB108AR	\$553
	¾	100½	3¼	8	3	VSB102AR	\$530
	¾	94½	3¼	7	3	VSB96AR	\$488
	¾	88½	3¼	7	3	VSB90AR	\$465
	¾	82½	3¼	6	2	VSB84AR	\$441
	¾	76½	3¼	6	2	VSB78AR	\$422
	¾	70½	3¼	5	2	VSB72AR	\$397
	¾	64½	3¼	4	2	VSB66AR	\$380
	¾	58½	3¼	4	2	VSB60AR	\$356
	¾	52½	3¼	4	2	VSB54AR	\$334
	¾	46½	3¼	3	2	VSB48AR	\$314
	¾	40½	3¼	3	1	VSB42AR	\$293
	¾	34½	3¼	3	1	VSB36AR	\$271
	¾	28½	3¼	2	1	VSB30AR	\$249

- used within overhead units for accessory tools

Description	D	W	H	CTN WT	CU FT	① Model	List Price
Upright Tray  <ul style="list-style-type: none"> pen and gadget cup Arctic Silver finish 	1 9/16	3 1/8	3 3/16	1	1	AC203CUP	\$121
Small Tray  <ul style="list-style-type: none"> tray for paper clips and other small items Arctic Silver finish 	3 5/16	2 11/16	7/8	1	1	AC403TRAY	\$92
Pencil Tray  <ul style="list-style-type: none"> tray for pencils and other small items Arctic Silver finish 	3 5/16	7 11/16	7/8	1	1	AC408TRAY	\$112
Paper Tray  <ul style="list-style-type: none"> tray for 8 1/2" x 11" letter paper size Arctic Silver finish 	9 7/16	13 3/16	7/8	1	1	AC912PAP	\$169
File Hanger  <ul style="list-style-type: none"> file hanger for 8 1/2" x 11" letter size hanging file folders Arctic Silver finish 	2 13/16	12 3/16	4	1	1	AC313FILE	\$160

To Order, Specify:

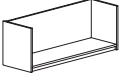
① Model Number

Laminate - VST

Veneer - VSV

- ② Worksurface Material (see page [VI3](#))
 - a.) TFL
 - b.) HPL
- ③ Laminate Color (see page [VI3](#))
 - a.) Worksurface Color
 - b.) Chassis Color
 - c.) Drawer Color

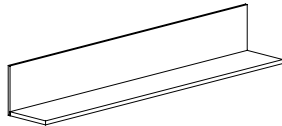
- ④ Edge Profile (see page [VI4](#))
- ⑤ Pull Style and Color (see page [VI5](#))
- ⑥ Optional Grommet Location & Color (see page [VI6](#))
- ⑦ Other Product Options (see page [VI10](#))
- ⑧ Accessories (see page [VS314](#))
- ⑨ Power and Data Options (see page [VS324](#))

Description	D	W	H	CTN WT	CU FT	① Model	Laminate	Essentials Veneer	Artisan Veneer
Wall Mount Overhead Shelf 	15 ⁷ / ₁₆	54	17 ¹ / ₂	65	12	VST1554WTS	\$799		
	15 ⁷ / ₁₆	54	17 ¹ / ₂	65	12	VSV1554WTS		\$1,116	\$1,226
	15 ⁷ / ₁₆	48	17 ¹ / ₂	58	10	VST1548WTS	\$697		
	15 ⁷ / ₁₆	48	17 ¹ / ₂	58	10	VSV1548WTS		\$979	\$1,077
	15 ⁷ / ₁₆	42	17 ¹ / ₂	51	9	VST1542WTS	\$634		
	15 ⁷ / ₁₆	42	17 ¹ / ₂	51	9	VSV1542WTS		\$883	\$971
	15 ⁷ / ₁₆	36	17 ¹ / ₂	44	8	VST1536WTS	\$542		
	15 ⁷ / ₁₆	36	17 ¹ / ₂	44	8	VSV1536WTS		\$765	\$841
	15 ⁷ / ₁₆	30	17 ¹ / ₂	42	7	VST1530WTS	\$539		
15 ⁷ / ₁₆	30	17 ¹ / ₂	42	7	VSV1530WTS		\$742	\$818	

- supported by wall cleat- hardware provided by installer

Double Height Wall Mount Overhead Shelf 	15 ⁷ / ₁₆	54	30	85	19	VST1554WDTS	\$878		
	15 ⁷ / ₁₆	54	29 ¹ / ₂	85	19	VSV1554WDTS		\$1,087	\$1,198
	15 ⁷ / ₁₆	48	29 ¹ / ₂	76	17	VST1548WDTS	\$767		
	15 ⁷ / ₁₆	48	29 ¹ / ₂	76	17	VSV1548WDTS		\$951	\$1,049
	15 ⁷ / ₁₆	42	29 ¹ / ₂	67	15	VST1542WDTS	\$696		
	15 ⁷ / ₁₆	42	29 ¹ / ₂	67	15	VSV1542WDTS		\$865	\$951
	15 ⁷ / ₁₆	36	29 ¹ / ₂	58	13	VST1536WDTS	\$595		
	15 ⁷ / ₁₆	36	29 ¹ / ₂	58	13	VSV1536WDTS		\$741	\$815
	15 ⁷ / ₁₆	30	29 ¹ / ₂	55	11	VST1530WDTS	\$589		
15 ⁷ / ₁₆	30	29 ¹ / ₂	55	11	VSV1530WDTS		\$735	\$809	

- supported by wall cleat- hardware provided by installer

Description	D	W	H	CTN WT	CU FT	① Model	Laminate	Essentials Veneer	Artisan Veneer
Wall Mount Single Shelf for 84"Height 	15 3/8	96	14 3/4	84	17	VST1596-15WMS	\$925		
	15 3/8	96	14 3/4	84	17	VSV1596-15WMS		\$1,506	\$1,656
	15 3/8	90	14 3/4	79	16	VST1590-15WMS	\$883		
	15 3/8	90	14 3/4	79	16	VSV1590-15WMS		\$1,450	\$1,596
	15 3/8	84	14 3/4	74	15	VST1584-15WMS	\$841		
	15 3/8	84	14 3/4	74	15	VSV1584-15WMS		\$1,390	\$1,530
	15 3/8	78	14 3/4	69	14	VST1578-15WMS	\$819		
	15 3/8	78	14 3/4	69	14	VSV1578-15WMS		\$1,354	\$1,489
	15 3/8	72	14 3/4	64	13	VST1572-15WMS	\$776		
	15 3/8	72	14 3/4	64	13	VSV1572-15WMS		\$1,296	\$1,426
	15 3/8	66	14 3/4	59	12	VST1566-15WMS	\$754		
	15 3/8	66	14 3/4	59	12	VSV1566-15WMS		\$1,259	\$1,385
	15 3/8	60	14 3/4	54	11	VST1560-15WMS	\$677		
	15 3/8	60	14 3/4	54	11	VSV1560-15WMS		\$1,165	\$1,283
	15 3/8	54	14 3/4	49	10	VST1554-15WMS	\$645		
	15 3/8	54	14 3/4	49	10	VSV1554-15WMS		\$1,119	\$1,230
	15 3/8	48	14 3/4	44	9	VST1548-15WMS	\$612		
	15 3/8	48	14 3/4	44	9	VSV1548-15WMS		\$1,074	\$1,181
	15 3/8	42	14 3/4	39	8	VST1542-15WMS	\$569		
	15 3/8	42	14 3/4	39	8	VSV1542-15WMS		\$1,017	\$1,119
15 3/8	36	14 3/4	34	7	VST1536-15WMS	\$493			
15 3/8	36	14 3/4	34	7	VSV1536-15WMS		\$927	\$1,018	
15 3/8	30	14 3/4	29	6	VST1530-15WMS	\$463			
15 3/8	30	14 3/4	29	6	VSV1530-15WMS		\$880	\$969	

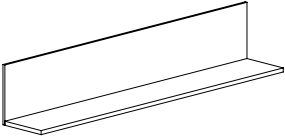
- supported by aluminum wall cleat- hardware provided by installer

To Order, Specify:

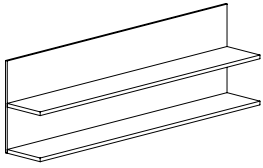
① Model Number Laminate - VST Veneer - VSV

- ② Worksurface Material (see page [VI3](#))
 - a.) TFL
 - b.) HPL
- ③ Laminate Color (see page [VI3](#))
 - a.) Worksurface Color
 - b.) Chassis Color
 - c.) Drawer Color
- ④ Finish Color (see page [VI1](#))

- ④ Edge Profile (see page [VI4](#))
- ⑤ Pull Style and Color (see page [VI5](#))
- ⑥ Optional Grommet Location & Color (see page [VI6](#))
- ⑦ Other Product Options (see page [VI10](#))
- ⑧ Accessories (see page [VS314](#))
- ⑨ Power and Data Options (see page [VS324](#))

Description	D	W	H	CTN WT	CU FT	① Model	Laminate	Essentials Veneer	Artisan Veneer
Wall Mount Single Shelf for 72" Height 	15¾	96	17½	89	19	VST1596-18WMS	\$951		
	15¾	96	17½	89	19	VSV1596-18WMS		\$1,526	\$1,679
	15¾	90	17½	84	18	VST1590-18WMS	\$909		
	15¾	90	17½	84	18	VSV1590-18WMS		\$1,466	\$1,615
	15¾	84	17½	79	17	VST1584-18WMS	\$864		
	15¾	84	17½	79	17	VSV1584-18WMS		\$1,409	\$1,549
	15¾	78	17½	74	16	VST1578-18WMS	\$841		
	15¾	78	17½	74	16	VSV1578-18WMS		\$1,369	\$1,505
	15¾	72	17½	69	15	VST1572-18WMS	\$795		
	15¾	72	17½	69	15	VSV1572-18WMS		\$1,309	\$1,439
	15¾	66	17½	64	14	VST1566-18WMS	\$772		
	15¾	66	17½	64	14	VSV1566-18WMS		\$1,272	\$1,398
	15¾	60	17½	59	12	VST1560-18WMS	\$693		
	15¾	60	17½	59	12	VSV1560-18WMS		\$1,175	\$1,295
	15¾	54	17½	54	11	VST1554-18WMS	\$659		
	15¾	54	17½	54	11	VSV1554-18WMS		\$1,128	\$1,242
	15¾	48	17½	49	10	VST1548-18WMS	\$626		
	15¾	48	17½	49	10	VSV1548-18WMS		\$1,080	\$1,189
	15¾	42	17½	44	9	VST1542-18WMS	\$580		
	15¾	42	17½	44	9	VSV1542-18WMS		\$1,023	\$1,124
15¾	36	17½	39	8	VST1536-18WMS	\$503			
15¾	36	17½	39	8	VSV1536-18WMS		\$931	\$1,024	
15¾	30	17½	34	7	VST1530-18WMS	\$470			
15¾	30	17½	34	7	VSV1530-18WMS		\$895	\$983	

- supported by aluminum wall cleat- hardware provided by installer

Description	D	W	H	CTN WT	CU FT	① Model	Laminate	Essentials Veneer	Artisan Veneer
Wall Mount Double Shelf for 84"Height 	15 3/8	96	29 1/2	163	31	VST1596-30WMS	\$1,199		
	15 3/8	96	29 1/2	163	31	VSV1596-30WMS		\$1,831	\$2,014
	15 3/8	90	29 1/2	153	29	VST1590-30WMS	\$1,149		
	15 3/8	90	29 1/2	153	29	VSV1590-30WMS		\$1,760	\$1,937
	15 3/8	84	29 1/2	143	27	VST1584-30WMS	\$1,075		
	15 3/8	84	29 1/2	143	27	VSV1584-30WMS		\$1,666	\$1,832
	15 3/8	78	29 1/2	133	25	VST1578-30WMS	\$1,042		
	15 3/8	78	29 1/2	133	25	VSV1578-30WMS		\$1,607	\$1,770
	15 3/8	72	29 1/2	122	24	VST1572-30WMS	\$989		
	15 3/8	72	29 1/2	122	24	VSV1572-30WMS		\$1,535	\$1,691
	15 3/8	66	29 1/2	112	22	VST1566-30WMS	\$960		
	15 3/8	66	29 1/2	112	22	VSV1566-30WMS		\$1,487	\$1,638
	15 3/8	60	29 1/2	102	20	VST1560-30WMS	\$873		
	15 3/8	60	29 1/2	102	20	VSV1560-30WMS		\$1,381	\$1,519
	15 3/8	54	29 1/2	91	18	VST1554-30WMS	\$833		
	15 3/8	54	29 1/2	91	18	VSV1554-30WMS		\$1,321	\$1,454
	15 3/8	48	29 1/2	81	16	VST1548-30WMS	\$792		
	15 3/8	48	29 1/2	81	16	VSV1548-30WMS		\$1,261	\$1,387
	15 3/8	42	29 1/2	71	14	VST1542-30WMS	\$733		
	15 3/8	42	29 1/2	71	14	VSV1542-30WMS		\$1,193	\$1,312
15 3/8	36	29 1/2	61	12	VST1536-30WMS	\$626			
15 3/8	36	29 1/2	61	12	VSV1536-30WMS		\$1,066	\$1,173	
15 3/8	30	29 1/2	51	10	VST1530-30WMS	\$585			
15 3/8	30	29 1/2	51	10	VSV1530-30WMS		\$1,008	\$1,109	

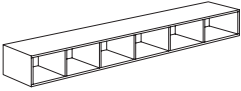
- supported by aluminum wall cleat- hardware provided by installer

To Order, Specify:

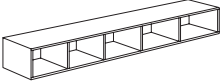
① Model Number Laminate - VST Veneer - VSV

- ② Worksurface Material (see page [VI3](#))
 - a.) TFL
 - b.) HPL
- ③ Laminate Color (see page [VI3](#))
 - a.) Worksurface Color
 - b.) Chassis Color
 - c.) Drawer Color

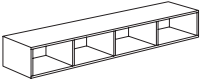
- ④ Edge Profile (see page [VI4](#))
- ⑤ Pull Style and Color (see page [VI5](#))
- ⑥ Optional Grommet Location & Color (see page [VI6](#))
- ⑦ Other Product Options (see page [VI10](#))
- ⑧ Accessories (see page [VS314](#))
- ⑨ Power and Data Options (see page [VS324](#))

Description	D	W	H	CTN WT	CU FT	① Model	Laminate	Essentials Veneer	Artisan Veneer
Wall Mount Cubby 	13	108	10	131	12	VST10108WCU	\$1,638		
	13	108	10	131	12	VSV10108WCU		\$2,594	\$2,856
	13	102	10	122	11	VST10102WCU	\$1,527		
	13	102	10	122	11	VSV10102WCU		\$2,424	\$2,666
	13	96	10	113	11	VST1096WCU	\$1,424		
	13	96	10	113	11	VSV1096WCU		\$2,254	\$2,478
	13	90	10	106	10	VST1090WCU	\$1,324		
	13	90	10	106	10	VSV1090WCU		\$2,097	\$2,307

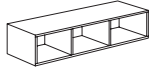
- 6 compartments
- supported by wall cleat- hardware provided by installer
- VST10108WCU or VSV10108WCU interior dimensions- 11 ⁷/₁₆ d x 17 ¹/₈ w x 8 ¹/₂ h
- VST10102WCU or VSV10102WCU interior dimensions- 11 ⁷/₁₆ d x 16 ¹/₈ w x 8 ¹/₂ h
- VST1096WCU or VSV1096WCU interior dimensions- 11 ⁷/₁₆ d x 15 ¹/₈ w x 8 ¹/₂ h
- VST1090WCU or VSV1090WCU interior dimensions- 11 ⁷/₁₆ d x 14 ¹/₈ w x 8 ¹/₂ h

Wall Mount Cubby 	13	84	10	98	9	VST1084WCU	\$1,218		
	13	84	10	98	9	VSV1084WCU		\$1,928	\$2,121
	13	78	10	89	9	VST1078WCU	\$1,123		
	13	78	10	89	9	VSV1078WCU		\$1,778	\$1,959

- 5 compartments
- supported by wall cleat- hardware provided by installer
- VST1084WCU or VSV1084WCU interior dimensions- 11 ⁷/₁₆ d X 15 ⁷/₈ w X 8 ¹/₂ h
- VST1078WCU or VSV1078WCU interior dimensions- 11 ⁷/₁₆ d X 14 ³/₄ w X 8 ¹/₂ h

Wall Mount Cubby 	13	72	10	81	8	VST1072WCU	\$1,039		
	13	72	10	81	8	VSV1072WCU		\$1,644	\$1,807
	13	66	10	74	8	VST1066WCU	\$954		
	13	66	10	74	8	VSV1066WCU		\$1,508	\$1,659
	13	60	10	68	7	VST1060WCU	\$878		
	13	60	10	68	7	VSV1060WCU		\$1,387	\$1,525

- 4 compartments
- supported by wall cleat- hardware provided by installer
- VST1072WCU or VSV1072WCU interior dimensions- 11 ⁷/₁₆ d x 17 ¹/₁₆ w x 8 ¹/₂ h
- VST1066WCU or VSV1066WCU interior dimensions- 11 ⁷/₁₆ d x 15 ⁹/₁₆ w x 8 ¹/₂ h
- VST1060WCU or VSV1060WCU interior dimensions- 11 ⁷/₁₆ d x 14 ¹/₁₆ w x 8 ¹/₂ h

Description	D	W	H	CTN WT	CU FT	① Model	Laminate	Essentials Veneer	Artisan Veneer
Wall Mount Cubby 	13	54	10	62	6	VST1054WCU	\$808		
	13	54	10	62	6	VSV1054WCU		\$1,279	\$1,407
	13	48	10	53	6	VST1048WCU	\$745		
	13	48	10	53	6	VSV1048WCU		\$1,181	\$1,299

- 3 compartments
- supported by wall cleat- hardware provided by installer
- VST1054WCU or VSV1054WCU interior dimensions- 11 7/16 d x 17 w x 8 1/2 h
- VST1048WCU or VSV1048WCU interior dimensions- 11 7/16 d x 15 w x 8 1/2 h

Wall Mount Cubby 	13	42	10	47	5	VST1042WCU	\$684		
	13	42	10	47	5	VSV1042WCU		\$1,082	\$1,189
	13	36	10	42	4	VST1036WCU	\$629		
	13	36	10	42	4	VSV1036WCU		\$990	\$1,093
	13	30	10	37	4	VST1030WCU	\$579		
	13	30	10	37	4	VSV1030WCU		\$917	\$1,009


- 2 compartments
- supported by wall cleat- hardware provided by installer
- VST1042WCU or VSV1042WCU interior dimensions- 11 7/16 d x 19 7/8 w x 8 1/2 h
- VST1036WCU or VSV1036WCU interior dimensions- 11 7/16 d x 16 7/8 w x 8 1/2 h
- VST1030WCU or VSV1030WCU interior dimensions- 11 7/16 d x 13 7/8 w x 8 1/2 h

To Order, Specify:

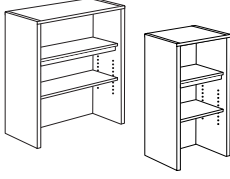
① Model Number Laminate - VST Veneer - VSV

- ② Worksurface Material (see page [VI3](#))
 - a.) TFL
 - b.) HPL
- ③ Laminate Color (see page [VI3](#))
 - a.) Worksurface Color
 - b.) Chassis Color
 - c.) Drawer Color

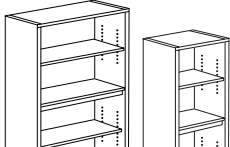
- ④ Edge Profile (see page [VI4](#))
- ⑤ Pull Style and Color (see page [VI5](#))
- ⑥ Optional Grommet Location & Color (see page [VI6](#))
- ⑦ Other Product Options (see page [VI10](#))
- ⑧ Accessories (see page [VS314](#))
- ⑨ Power and Data Options (see page [VS324](#))

Description	D	W	H	CTN WT	CU FT	① Model	Laminate	Essentials Veneer	Artisan Veneer
Floating Shelf 	7	84	1	16	2	VST0784FS	\$531		
	7	84	1	16	2	VSV0784FS		\$752	\$828
	7	78	1	15	2	VST0778FS	\$513		
	7	78	1	15	2	VSV0778FS		\$739	\$813
	7	72	1	14	2	VST0772FS	\$494		
	7	72	1	14	2	VSV0772FS		\$723	\$796
	7	66	1	13	2	VST0766FS	\$476		
	7	66	1	13	2	VSV0766FS		\$709	\$781
	7	60	1	12	1	VST0760FS	\$460		
	7	60	1	12	1	VSV0760FS		\$695	\$765
	7	54	1	11	1	VST0754FS	\$439		
	7	54	1	11	1	VSV0754FS		\$680	\$749
	7	48	1	10	1	VST0748FS	\$421		
	7	48	1	10	1	VSV0748FS		\$667	\$733
	7	42	1	9	1	VST0742FS	\$393		
	7	42	1	9	1	VSV0742FS		\$643	\$708
	7	36	1	8	1	VST0736FS	\$375		
	7	36	1	8	1	VSV0736FS		\$629	\$693
7	30	1	7	1	VST0730FS	\$356			
7	30	1	7	1	VSV0730FS		\$613	\$676	

- concealed mounting brackets included

Description	D	W	H	CTN WT	CU FT	① Model	Laminate	Essentials Veneer	Artisan Veneer
 Bookcase Overhead	15 7/16	35 3/4	42 1/2	78	13	VST1636BO	\$1,190		
	15 7/16	35 3/4	42 1/2	78	13	VSV1636BO		\$1,545	\$1,700
	15 7/16	29 3/4	42 1/2	75	13	VST1630BO	\$1,087		
	15 7/16	29 3/4	42 1/2	75	13	VSV1630BO		\$1,356	\$1,490
	15 7/16	17 7/8	42 1/2	41	9	VST1618BO	\$837		
	15 7/16	17 7/8	42 1/2	41	9	VSV1618BO		\$1,195	\$1,316

- fixed shelf on top, adjustable shelf on bottom

 Double Height Bookcase Overhead	15 7/16	35 3/4	54 1/2	102	22	VST1636DBO	\$1,370		
	15 7/16	35 3/4	54 1/2	102	22	VSV1636DBO		\$2,051	\$2,255
	15 7/16	29 3/4	54 1/2	98	19	VST1630DBO	\$1,250		
	15 7/16	29 3/4	54 1/2	98	19	VSV1630DBO		\$1,872	\$2,057
	15 7/16	17 7/8	54 1/2	54	12	VST1618DBO	\$969		
	15 7/16	17 7/8	54 1/2	54	12	VSV1618DBO		\$1,452	\$1,596

- one fixed shelf, two adjustable shelves
- backside of unit intended to go against a wall, cabinet should be secured to a wall as a safety precaution

To Order, Specify:

① Model Number Laminate - VST Veneer - VSV

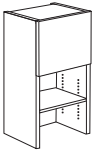
- ② Worksurface Material (see page [VI3](#))
 - a.) TFL
 - b.) HPL
- ③ Laminate Color (see page [VI3](#))
 - a.) Worksurface Color
 - b.) Chassis Color
 - c.) Drawer Color
- ④ Edge Profile (see page [VI4](#))
- ⑤ Pull Style and Color (see page [VI5](#))
- ⑥ Optional Grommet Location & Color (see page [VI6](#))
- ⑦ Other Product Options (see page [VI10](#))
- ⑧ Accessories (see page [VS314](#))
- ⑨ Power and Data Options (see page [VS324](#))

Description	D	W	H	CTN WT	CU FT	① Model	Laminate		Essentials Veneer			Artisan Veneer		
							Laminate Door	Alum. Frm Glass Door	Veneer Door	Alum. Frm Glass Door	Wood Frm Glass Door	Veneer Door	Alum. Frm Glass Door	Wood Frm Glass Door
Storage Tower with 17"h Doors	16 ³ / ₁₆	35 ³ / ₄	42 ¹ / ₂	90	13	VST1636SB	\$1,651	\$2,180						
	16 ³ / ₁₆	35 ³ / ₄	42 ¹ / ₂	90	13	VSV1636SB			\$2,081	\$2,609	\$2,286	\$2,292	\$2,821	\$2,496
	16 ³ / ₁₆	29 ³ / ₄	42 ¹ / ₂	80	13	VST1630SB	\$1,531	\$2,018						
	16 ³ / ₁₆	29 ³ / ₄	42 ¹ / ₂	80	13	VSV1630SB			\$1,808	\$2,295	\$2,012	\$1,993	\$2,480	\$2,195



- 17" door height
- select door style
- aluminum frame door offered in both frosted or white back painted glass, specify when ordering
- white markerboard doors available, specify and add \$258 list to laminate or veneer door price
- locking available on laminate or wood doors, specify and add \$53 list; glass doors are non-locking
- adjustable shelf
- no pulls

Description	D	W	H	CTN WT	CU FT	① Model	Laminate		Essentials Veneer			Artisan Veneer		
							Laminate Door	Alum. Frm Glass Door	Veneer Door	Alum. Frm Glass Door	Wood Frm Glass Door	Veneer Door	Alum. Frm Glass Door	Wood Frm Glass Door
Storage Tower with 17" h Door	16 ³ / ₁₆	17 ⁷ / ₈	42 ¹ / ₂	45	9	VST1618SBR	\$1,089	\$1,354						
	16 ³ / ₁₆	17 ⁷ / ₈	42 ¹ / ₂	45	9	VSV1618SBR			\$1,337	\$1,603	\$1,524	\$1,473	\$1,739	\$1,660
	16 ³ / ₁₆	17 ⁷ / ₈	42 ¹ / ₂	45	9	VST1618SBL	\$1,089	\$1,354						
	16 ³ / ₁₆	17 ⁷ / ₈	42 ¹ / ₂	45	9	VSV1618SBL			\$1,337	\$1,603	\$1,524	\$1,473	\$1,739	\$1,660




- 17" door height
- select door style
- aluminum frame door offered in both frosted or white back painted glass, specify when ordering
- white markerboard door available, specify and add \$238 list to laminate or veneer door price
- locking available on laminate or wood door, specify and add \$46 list; glass door is non-locking
- adjustable shelf
- no pull

Description	D	W	H	CTN WT	CU FT	① Model	Laminate		Essentials Veneer			Artisan Veneer		
							Laminate Door	Alum. Frm Glass Door	Veneer Door	Alum. Frm Glass Door	Wood Frm Glass Door	Veneer Door	Alum. Frm Glass Door	Wood Frm Glass Door
Storage Tower with 42" h Doors	16 3/8	35 3/4	42 1/2	99	13	VST1636STD	\$1,750	\$2,623						
	16 3/8	35 3/4	42 1/2	99	13	VSV1636STD			\$2,137	\$3,009	\$2,510	\$2,351	\$3,225	\$2,726
	16 3/8	29 3/4	42 1/2	88	13	VST1630STD	\$1,452	\$2,252						
	16 3/8	29 3/4	42 1/2	88	13	VSV1630STD			\$1,885	\$2,686	\$2,258	\$2,075	\$2,876	\$2,449



- 42" door height
- select door style
- aluminum frame door offered in both frosted or white back painted glass, specify when ordering
- white markerboard doors available, specify and add \$473 list to laminate or veneer door price
- locking available on laminate or wood doors, specify and add \$53 list; glass doors are non-locking
- adjustable shelf

Description	D	W	H	CTN WT	CU FT	① Model	Laminate		Essentials Veneer			Artisan Veneer		
							Laminate Door	Alum. Frm Glass Door	Veneer Door	Alum. Frm Glass Door	Wood Frm Glass Door	Veneer Door	Alum. Frm Glass Door	Wood Frm Glass Door
Storage Tower with 42" h Doors	16 3/8	17 7/8	42 1/2	51	9	VST1618STDR	\$1,144	\$1,579						
	16 3/8	17 7/8	42 1/2	51	9	VSV1618STDR			\$1,487	\$1,925	\$1,736	\$1,638	\$2,075	\$1,886
	16 3/8	17 7/8	42 1/2	51	9	VST1618STD	\$1,144	\$1,579						
	16 3/8	17 7/8	42 1/2	51	9	VSV1618STD			\$1,487	\$1,925	\$1,736	\$1,638	\$2,075	\$1,886



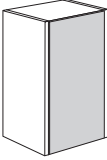
right shown

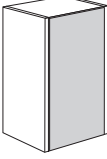
- 42" door height
- select door style
- aluminum frame door offered in both frosted or white back painted glass, specify when ordering
- white markerboard door available, specify and add \$315 list to laminate or veneer door price
- locking available on laminate or wood door, specify and add \$46 list; glass door is non-locking
- adjustable shelf

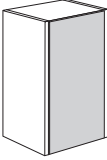
To Order, Specify:

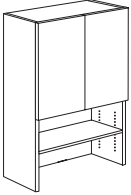
① Model Number Laminate - VST Veneer - VSV

- ② Worksurface Material (see page [VI3](#)) ② Finish Color (see page [VI1](#))
- a.) TFL
- b.) HPL
- ③ Laminate Color (see page [VI3](#))
- a.) Worksurface Color
- b.) Chassis Color
- c.) Drawer Color
- ④ Edge Profile (see page [VI4](#))
- ⑤ Pull Style and Color (see page [VI5](#))
- ⑥ Optional Grommet Location & Color (see page [VI6](#))
- ⑦ Other Product Options (see page [VI10](#))
- ⑧ Accessories (see page [VS314](#))
- ⑨ Power and Data Options (see page [VS324](#))

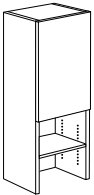
Description	D	W	H	CTN WT	CU FT	① Model	List Price Per Grade
36" w Fabric Back Panel for Storage Tower  <ul style="list-style-type: none"> for use with 36" w storage tower com ydg: 1 1/4 	1/2	34 1/8	41 5/8	13	5	VSB3642TKB	COM \$362
							A \$419
							B \$431
							C \$465
							D \$512
							E \$556
							F \$604
							G \$663
							H \$747
							I \$774
						J \$847	

30" w Fabric Back Panel for Storage Tower  <ul style="list-style-type: none"> for use with 30" w storage tower com ydg: 1 1/4 	1/2	28 1/8	41 5/8	11	4	VSB3042TKB	COM \$339
							A \$396
							B \$408
							C \$441
							D \$489
							E \$532
							F \$581
							G \$639
							H \$726
							I \$750
						J \$823	

18" w Fabric Back Panel for Storage Tower  <ul style="list-style-type: none"> for use with 18" w storage tower com ydg: 1 3/4 	1/2	16 1/8	41 5/8	7	2	VSB1842TKB	COM \$261
							A \$294
							B \$302
							C \$322
							D \$351
							E \$377
							F \$406
							G \$441
							H \$493
							I \$508
						J \$553	

Description	D	W	H	CTN WT	CU FT	① Model	Laminate		Essentials Veneer			Artisan Veneer		
							Laminate Door	Alum. Frm Glass Door	Veneer Door	Alum. Frm Glass Door	Wood Frm Glass Door	Veneer Door	Alum. Frm Glass Door	Wood Frm Glass Door
Double Height Storage Tower with 29" h Door 	16 3/16	35 3/4	54 1/2	117	23	VST1636DSB	\$1,759	\$2,455						
	16 3/16	35 3/4	54 1/2	117	23	VSV1636DSB			\$2,708	\$3,405	\$3,030	\$2,978	\$3,675	\$3,300
	16 3/16	29 3/4	54 1/2	104	19	VST1630DSB	\$1,702	\$2,340						
	16 3/16	29 3/4	54 1/2	104	19	VSV1630DSB			\$2,213	\$2,851	\$2,533	\$2,433	\$3,071	\$2,754

- 29" door height
- select door style
- aluminum frame door offered in both frosted or white back painted glass, specify when ordering
- white markerboard doors available, specify and add \$408 list to laminate or veneer door price
- locking available on laminate or wood doors, specify and add \$531 list; glass doors are non-locking
- one fixed shelf, two adjustable shelves
- no pulls
- backside of unit intended to go against a wall, cabinet should be secured to a wall as a safety precaution

Description	D	W	H	CTN WT	CU FT	① Model	Laminate		Essentials Veneer			Artisan Veneer		
							Laminate Door	Alum. Frm Glass Door	Veneer Door	Alum. Frm Glass Door	Wood Frm Glass Door	Veneer Door	Alum. Frm Glass Door	Wood Frm Glass Door
Double Height Storage Tower with 29" h Door 	16 3/16	17 7/8	54 1/2	59	12	VST1618DSBR	\$1,218	\$1,567						
	16 3/16	17 7/8	54 1/2	59	12	VSV1618DSBR			\$1,739	\$2,088	\$1,926	\$1,915	\$2,263	\$2,102
	16 3/16	17 7/8	54 1/2	59	12	VST1618DSBL	\$1,218	\$1,567						
	16 3/16	17 7/8	54 1/2	59	12	VSV1618DSBL			\$1,739	\$2,088	\$1,926	\$1,915	\$2,263	\$2,102

- 29" door height
- select door style
- aluminum frame door offered in both frosted or white back painted glass, specify when ordering
- white markerboard doors available, specify and add \$238 list to laminate or veneer door price
- locking available on laminate or wood door, specify and add \$46 list; glass door is non-locking
- one fixed shelf, two adjustable shelves
- no pull
- backside of unit intended to go against a wall, cabinet should be secured to a wall as a safety precaution

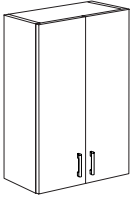
To Order, Specify:

① Model Number Laminate - VST Veneer - VSV

- ② Worksurface Material (see page [VI3](#))
 - a.) TFL
 - b.) HPL
- ③ Laminate Color (see page [VI3](#))
 - a.) Worksurface Color
 - b.) Chassis Color
 - c.) Drawer Color
- ② Finish Color (see page [VI1](#))

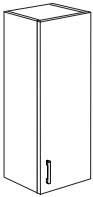
- ④ Edge Profile (see page [VI4](#))
- ⑤ Pull Style and Color (see page [VI5](#))
- ⑥ Optional Grommet Location & Color (see page [VI6](#))
- ⑦ Other Product Options (see page [VI10](#))
- ⑧ Accessories (see page [VS314](#))
- ⑨ Power and Data Options (see page [VS324](#))

Description	D	W	H	CTN WT	CU FT	① Model	Laminate		Essentials Veneer			Artisan Veneer		
							Laminate Door	Alum. Frm Glass Door	Veneer Door	Alum. Frm Glass Door	Wood Frm Glass Door	Veneer Door	Alum. Frm Glass Door	Wood Frm Glass Door
Double Height Storage Tower with 54" h Door	16 ³ / ₁₆	35 ³ / ₄	54 ¹ / ₂	129	23	VST1636DSTD	\$1,886	\$2,930						
	16 ³ / ₁₆	35 ³ / ₄	54 ¹ / ₂	129	23	VSV1636DSTD			\$2,777	\$3,821	\$3,150	\$3,055	\$4,098	\$3,427
	16 ³ / ₁₆	29 ³ / ₄	54 ¹ / ₂	115	19	VST1630DSTD	\$1,746	\$2,698						
	16 ³ / ₁₆	29 ³ / ₄	54 ¹ / ₂	115	19	VSV1630DSTD			\$2,430	\$3,382	\$2,803	\$2,672	\$3,625	\$3,045



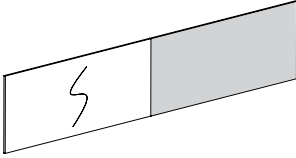
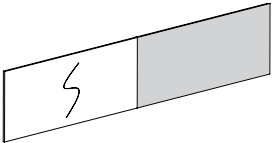
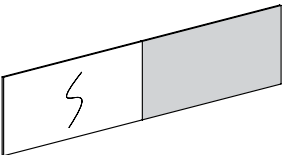
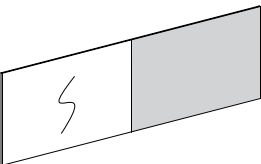
- 54" door height
- select door style
- aluminum frame door offered in both frosted or white back painted glass, specify when ordering
- white markerboard doors available, specify and add \$473 list to laminate or veneer door price
- locking available on laminate or wood doors, specify and add \$53 list; glass doors are non-locking
- one fixed shelf, two adjustable shelves
- backside of unit intended to go against a wall, cabinet should be secured to a wall as a safety precaution

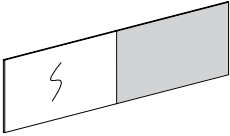
Description	D	W	H	CTN WT	CU FT	① Model	Laminate		Essentials Veneer			Artisan Veneer		
							Laminate Door	Alum. Frm Glass Door	Veneer Door	Alum. Frm Glass Door	Wood Frm Glass Door	Veneer Door	Alum. Frm Glass Door	Wood Frm Glass Door
Double Height Storage Tower with 54" h Door	16 ³ / ₁₆	17 ⁷ / ₈	54 ¹ / ₂	67	12	VST1618DSTDR	\$1,261	\$1,784						
	16 ³ / ₁₆	17 ⁷ / ₈	54 ¹ / ₂	67	12	VSV1618DSTDR			\$1,763	\$2,288	\$2,013	\$1,937	\$2,460	\$2,186
	16 ³ / ₁₆	17 ⁷ / ₈	54 ¹ / ₂	67	12	VST1618DSTDL	\$1,261	\$1,784						
	16 ³ / ₁₆	17 ⁷ / ₈	54 ¹ / ₂	67	12	VSV1618DSTDL			\$1,763	\$2,288	\$2,013	\$1,937	\$2,460	\$2,186

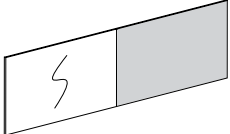


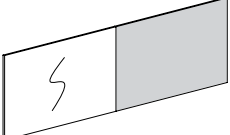
right shown

- 54" door height
- select door style
- aluminum frame door offered in both frosted or white back painted glass, specify when ordering
- white markerboard door available, specify and add \$315 list to laminate or veneer door price
- locking available on laminate or wood door, specify and add \$46 list; glass door is non-locking
- one fixed shelf, two adjustable shelves
- backside of unit intended to go against a wall, cabinet should be secured to a wall as a safety precaution

Description	D	W	H	CTN WT	CU FT	① Model	List Price Per Grade
Half Markerboard/Half Tackboard for Front of 108" w Storage Overhead Cabinet <ul style="list-style-type: none"> for use with 108" w overhead com ydg: 1 3/4 	1/2	23	106 1/8	21	7	VSB10823MBTK1	COM \$839 A \$919 B \$935 C \$982 D \$1,049 E \$1,110 F \$1,177 G \$1,259 H \$1,382 I \$1,422 J \$1,526
Half Markerboard/Half Tackboard for Front of 102" w Storage Overhead Cabinet <ul style="list-style-type: none"> for use with 102" w overhead com ydg: 1 3/4 	1/2	23	100 1/8	19	6	VSB10223MBTK1	COM \$820 A \$900 B \$916 C \$963 D \$1,029 E \$1,090 F \$1,159 G \$1,241 H \$1,362 I \$1,402 J \$1,507
Half Markerboard/Half Tackboard for Front of 96" w Storage Overhead Cabinet <ul style="list-style-type: none"> for use with 96" w overhead com ydg: 1 1/2 	1/2	23	94 1/8	18	6	VSB9623MBTK1	COM \$801 A \$870 B \$883 C \$924 D \$981 E \$1,034 F \$1,091 G \$1,162 H \$1,267 I \$1,301 J \$1,392
Half Markerboard/Half Tackboard for Front of 90" w Storage Overhead Cabinet <ul style="list-style-type: none"> for use with 90" w overhead com ydg: 1 1/2 	1/2	23	88 1/8	17	6	VSB9023MBTK1	COM \$781 A \$848 B \$863 C \$903 D \$959 E \$1,012 F \$1,071 G \$1,141 H \$1,247 I \$1,281 J \$1,371

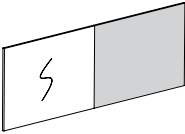
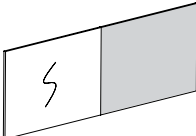
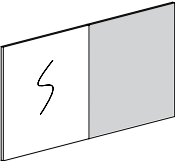
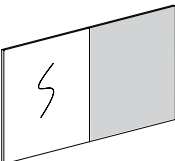
Description	D	W	H	CTN WT	CU FT	① Model	List Price Per Grade	
Half Markerboard/Half Tackboard for Front of 84" w Storage Overhead Cabinet <ul style="list-style-type: none"> • for use with 84" w overhead • com ydg: 1 1/2 	1/2	23	82 1/8	16	5	VSB8423MBTK1	COM \$761	
	A							\$829
	B							\$843
	C							\$883
	D							\$941
	E							\$991
	F							\$1,051
	G							\$1,120
	H							\$1,226
	I							\$1,261
	J							\$1,351

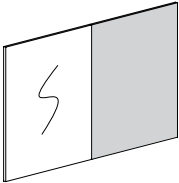
Half Markerboard/Half Tackboard for Front of 78" w Storage Overhead Cabinet <ul style="list-style-type: none"> • for use with 78" w overhead • com ydg: 1 1/4 	1/2	23	76 1/8	15	5	VSB7823MBTK1	COM \$739	
	A							\$796
	B							\$808
	C							\$841
	D							\$888
	E							\$932
	F							\$980
	G							\$1,039
	H							\$1,128
	I							\$1,157
	J							\$1,232

Half Markerboard/Half Tackboard for Front of 72" w Storage Overhead Cabinet <ul style="list-style-type: none"> • for use with 72" w overhead • com ydg: 1 1/4 	1/2	23	70 1/8	14	5	VSB7223MBTK1	COM \$717	
	A							\$774
	B							\$786
	C							\$819
	D							\$868
	E							\$910
	F							\$959
	G							\$1,017
	H							\$1,107
	I							\$1,136
	J							\$1,212

To Order, Specify:

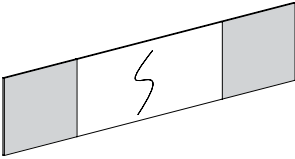
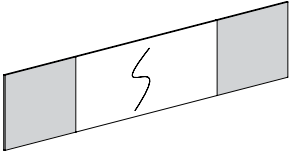
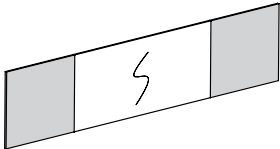
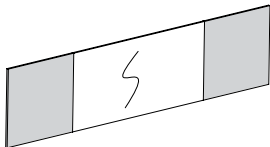
- ① Model Number
- ② Fabric Selection: vendor, pattern, color
 Visit www.jsifurniture.com/finishes-and-materials/textiles for our textiles program. See selection of standard and graded in manufacturers and patterns.

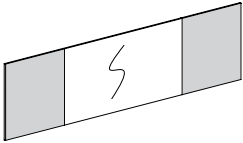
Description	D	W	H	CTN WT	CU FT	① Model	List Price Per Grade
Half Markerboard/Half Tackboard for Front of 66" w Storage Overhead Cabinet <ul style="list-style-type: none"> for use with 66" w overhead com ydg: 1 1/4 	1/2	23	64 1/8	13	4	VSB6623MBTK1	COM \$707 A \$764 B \$775 C \$809 D \$855 E \$900 F \$949 G \$1,007 H \$1,095 I \$1,124 J \$1,200
Half Markerboard/Half Tackboard for Front of 60" w Storage Overhead Cabinet <ul style="list-style-type: none"> for use with 60" w overhead com ydg: 1 	1/2	23	58 1/8	12	4	VSB6023MBTK1	COM \$685 A \$732 B \$740 C \$767 D \$806 E \$840 F \$879 G \$925 H \$998 I \$1,022 J \$1,084
Half Markerboard/Half Tackboard for Front of 54" w Storage Overhead Cabinet <ul style="list-style-type: none"> for use with 54" w overhead com ydg: 1 	1/2	23	52 1/8	10	4	VSB5423MBTK1	COM \$665 A \$710 B \$719 C \$746 D \$784 E \$819 F \$857 G \$905 H \$977 I \$1,001 J \$1,062
Half Markerboard/Half Tackboard for Front of 48" w Storage Overhead Cabinet <ul style="list-style-type: none"> for use with 48" w overhead com ydg: 1 	1/2	23	46 1/8	9	3	VSB4823MBTK1	COM \$645 A \$690 B \$700 C \$727 D \$765 E \$799 F \$839 G \$884 H \$956 I \$980 J \$1,042


Description	D	W	H	CTN WT	CU FT	① Model	List Price Per Grade
Half Markerboard/Half Tackboard for Front of 42" w Storage Overhead Cabinet  <ul style="list-style-type: none"> • for use with 42" w overhead • com ydg: 1 	½	23	40½	8	3	VSB4223MBTK1	COM \$624
	A	\$669					
	B	\$679					
	C	\$706					
	D	\$743					
	E	\$779					
	F	\$817					
	G	\$865					
	H	\$935					
	I	\$958					
	J	\$1,021					

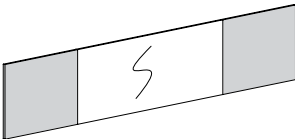
To Order, Specify:

- ① Model Number
- ② Fabric Selection: vendor, pattern, color
 Visit www.jsifurniture.com/finishes-and-materials/textiles for our textiles program. See selection of standard and graded in manufacturers and patterns.

Description	D	W	H	CTN WT	CU FT	① Model	List Price Per Grade
Center Markerboard/Left and Right Tackboard for Front of 108" w Storage Overhead Cabinet <ul style="list-style-type: none"> for use with 108" w overhead com ydg: 1 3/4 	1/2	23	106 1/8	21	7	VSB10823MBTK2	COM \$924 A \$1,015 B \$1,034 C \$1,087 D \$1,163 E \$1,232 F \$1,311 G \$1,404 H \$1,544 I \$1,589 J \$1,708
Center Markerboard/Left and Right Tackboard for Front of 102" w Storage Overhead Cabinet <ul style="list-style-type: none"> for use with 102" w overhead com ydg: 1 3/4 	1/2	23	100 1/8	19	6	VSB10223MBTK2	COM \$905 A \$984 B \$1,002 C \$1,049 D \$1,115 E \$1,175 F \$1,244 G \$1,325 H \$1,450 I \$1,489 J \$1,595
Center Markerboard/Left and Right Tackboard for Front of 96" w Storage Overhead Cabinet <ul style="list-style-type: none"> for use with 96" w overhead com ydg: 1 3/4 	1/2	23	94 1/8	18	6	VSB9623MBTK2	COM \$857 A \$937 B \$953 C \$1,001 D \$1,067 E \$1,128 F \$1,196 G \$1,278 H \$1,401 I \$1,440 J \$1,545
Center Markerboard/Left and Right Tackboard for Front of 90" w Storage Overhead Cabinet <ul style="list-style-type: none"> for use with 90" w overhead com ydg: 1 3/4 	1/2	23	88 1/8	17	6	VSB9023MBTK2	COM \$837 A \$917 B \$933 C \$980 D \$1,047 E \$1,108 F \$1,175 G \$1,257 H \$1,380 I \$1,419 J \$1,524

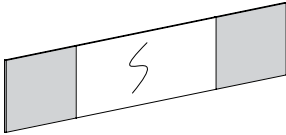
Description	D	W	H	CTN WT	CU FT	① Model	List Price Per Grade	
Center Markerboard/ Left and Right Tackboard for Front of 84" w Storage Overhead Cabinet <ul style="list-style-type: none"> for use with 84" w overhead com ydg: 1 1/2 	1/2	23	82 1/8	16	5	VSB8423MBTK2	COM \$816	
	A							\$883
	B							\$898
	C							\$938
	D							\$995
	E							\$1,048
	F							\$1,107
	G							\$1,176
	H							\$1,282
	I							\$1,317
	J							\$1,407

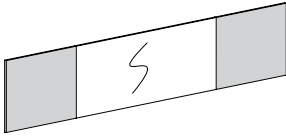
Center Markerboard/ Left and Right Tackboard for Front of 78" w Storage Overhead Cabinet <ul style="list-style-type: none"> for use with 78" w overhead com ydg: 1 1/2 	1/2	23	76 1/8	15	5	VSB7823MBTK2	COM \$794	
	A							\$863
	B							\$876
	C							\$917
	D							\$974
	E							\$1,025
	F							\$1,084
	G							\$1,154
	H							\$1,259
	I							\$1,294
	J							\$1,385

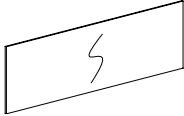
Center Markerboard/ Left and Right Tackboard for Front of 72" w Storage Overhead Cabinet <ul style="list-style-type: none"> for use with 72" w overhead com ydg: 1 1/2 	1/2	23	70 1/8	14	5	VSB7223MBTK2	COM \$773	
	A							\$842
	B							\$855
	C							\$897
	D							\$953
	E							\$1,006
	F							\$1,064
	G							\$1,135
	H							\$1,240
	I							\$1,274
	J							\$1,364

To Order, Specify:

- ① Model Number
- ② Fabric Selection: vendor, pattern, color
Visit www.jsifurniture.com/finishes-and-materials/textiles for our textiles program. See selection of standard and graded in manufacturers and patterns.

Description	D	W	H	CTN WT	CU FT	① Model	List Price Per Grade	
Center Markerboard/ Left and Right Tackboard for Front of 66"w Storage Overhead Cabinet <ul style="list-style-type: none"> • for use with 66" w overhead • com ydg: 1 1/4 	1/2	23	64 1/8	13	4	VSB6623MBTK2	COM \$752	
	A							\$809
	B							\$820
	C							\$853
	D							\$902
	E							\$945
	F							\$994
	G							\$1,052
	H							\$1,141
	I							\$1,171
	J							\$1,247

Center Markerboard/ Left and Right Tackboard for Front of 60"w Storage Overhead Cabinet <ul style="list-style-type: none"> • for use with 60" w overhead • com ydg: 1 1/4 	1/2	23	58 1/8	12	4	VSB6023MBTK2	COM \$732	
	A							\$788
	B							\$800
	C							\$835
	D							\$881
	E							\$925
	F							\$974
	G							\$1,033
	H							\$1,121
	I							\$1,150
	J							\$1,226

Description	D	W	H	CTN WT	CU FT	① Model	List Price
Markerboard for Front of Storage Overhead Cabinet with Cubbies 	½	19 ½	106 ½	27	7	VSB10820MBC	\$613
	½	19 ½	100 ½	26	6	VSB10220MBC	\$594
	½	19 ½	94 ½	24	6	VSB9620MBC	\$569
	½	19 ½	88 ½	23	6	VSB9020MBC	\$548
	½	19 ½	82 ½	21	5	VSB8420MBC	\$529
	½	19 ½	76 ½	20	5	VSB7820MBC	\$506
	½	19 ½	70 ½	18	5	VSB7220MBC	\$464
	½	19 ½	64 ½	17	4	VSB6620MBC	\$441
	½	19 ½	58 ½	15	4	VSB6020MBC	\$420
	½	19 ½	52 ½	14	4	VSB5420MBC	\$395
	½	19 ½	46 ½	12	3	VSB4820MBC	\$353
	½	19 ½	40 ½	11	3	VSB4220MBC	\$330
	½	19 ½	34 ½	9	3	VSB3620MBC	\$308
	½	19 ½	28 ½	8	2	VSB3020MBC	\$286

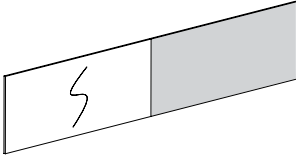
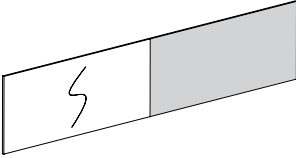
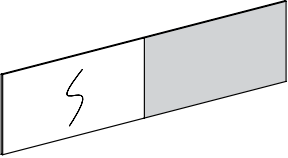
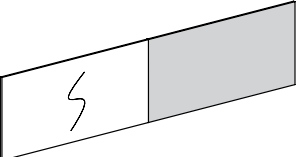
- use with standard storage overhead with cubbies

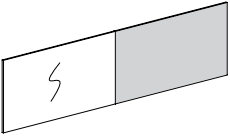
To Order, Specify:

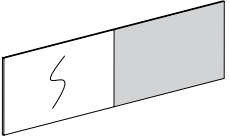
① Model Number

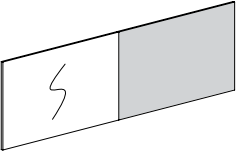
② Fabric Selection: vendor, pattern, color

Visit www.jsifurniture.com/finishes-and-materials/textiles for our textiles program. See selection of standard and graded in manufacturers and patterns.

Description	D	W	H	CTN WT	CU FT	① Model	List Price Per Grade
Half Markerboard/Half Tackboard for Front of 108" w Storage Overhead Cabinet with Cubbies <ul style="list-style-type: none"> for use with 108" w overhead with cubbies com ydg: 1 3/4 	1/2	19 1/2	106 1/8	18	7	VSB10820MBTK1C	COM \$767 A \$847 B \$864 C \$910 D \$977 E \$1,038 F \$1,107 G \$1,188 H \$1,310 I \$1,349 J \$1,454
Half Markerboard/Half Tackboard for Front of 102" w Storage Overhead Cabinet with Cubbies <ul style="list-style-type: none"> for use with 102" w overhead with cubbies com ydg: 1 3/4 	1/2	19 1/2	100 1/8	17	6	VSB10220MBTK1C	COM \$752 A \$831 B \$848 C \$896 D \$961 E \$1,022 F \$1,090 G \$1,172 H \$1,294 I \$1,332 J \$1,437
Half Markerboard/Half Tackboard for Front of 96" w Storage Overhead Cabinet with Cubbies <ul style="list-style-type: none"> for use with 96" w overhead with cubbies com ydg: 1 1/2 	1/2	19 1/2	94 1/8	16	6	VSB9620MBTK1C	COM \$738 A \$806 B \$819 C \$861 D \$917 E \$970 F \$1,028 G \$1,097 H \$1,203 I \$1,238 J \$1,327
Half Markerboard/Half Tackboard for Front of 90" w Storage Overhead Cabinet with Cubbies <ul style="list-style-type: none"> for use with 90" w overhead with cubbies com ydg: 1 1/2 	1/2	19 1/2	88 1/8	15	6	VSB9020MBTK1C	COM \$718 A \$787 B \$801 C \$842 D \$899 E \$950 F \$1,009 G \$1,079 H \$1,184 I \$1,218 J \$1,308

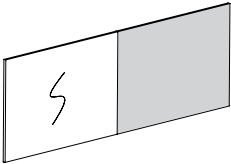
Description	D	W	H	CTN WT	CU FT	① Model	List Price Per Grade
Half Markerboard/Half Tackboard for Front of 84" w Storage Overhead Cabinet with Cubbies <ul style="list-style-type: none"> for use with 84" w overhead with cubbies com ydg: 1 1/4 	1/2	19 1/2	82 1/8	14	5	VSB8420MBTK1C	COM \$700
	A	\$768					
	B	\$782					
	C	\$822					
	D	\$879					
	E	\$932					
	F	\$990					
	G	\$1,060					
	H	\$1,165					
	I	\$1,198					
	J	\$1,289					

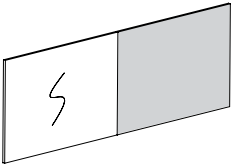
Half Markerboard/Half Tackboard for Front of 78" w Storage Overhead Cabinet with Cubbies <ul style="list-style-type: none"> for use with 78" w overhead with cubbies com ydg: 1 1/4 	1/2	19 1/2	76 1/8	13	5	VSB7820MBTK1C	COM \$682
	A	\$739					
	B	\$750					
	C	\$784					
	D	\$833					
	E	\$875					
	F	\$924					
	G	\$982					
	H	\$1,071					
	I	\$1,101					
	J	\$1,176					

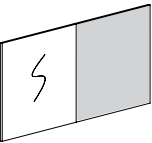
Half Markerboard/Half Tackboard for Front of 72" w Storage Overhead Cabinet with Cubbies <ul style="list-style-type: none"> for use with 72" w overhead with cubbies com ydg: 1 1/4 	1/2	19 1/2	70 1/8	12	5	VSB7220MBTK1C	COM \$663
	A	\$720					
	B	\$733					
	C	\$766					
	D	\$813					
	E	\$856					
	F	\$905					
	G	\$964					
	H	\$1,052					
	I	\$1,081					
	J	\$1,157					

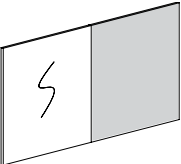
To Order, Specify:

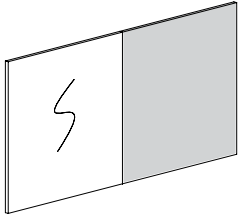
- ① Model Number
- ② Fabric Selection: vendor, pattern, color
 Visit www.jsifurniture.com/finishes-and-materials/textiles for our textiles program. See selection of standard and graded in manufacturers and patterns.

Description	D	W	H	CTN WT	CU FT	① Model	List Price Per Grade
Half Markerboard/Half Tackboard for Front of 66" w Storage Overhead Cabinet with Cubbies <ul style="list-style-type: none"> for use with 66" w overhead with cubbies com ydg: 1 1/4 	1/2	19 1/2	64 1/8	11	4	VSB6620MBTK1C	COM \$656 A \$712 B \$724 C \$759 D \$806 E \$849 F \$898 G \$956 H \$1,044 I \$1,072 J \$1,148

Half Markerboard/Half Tackboard for Front of 60" w Storage Overhead Cabinet with Cubbies <ul style="list-style-type: none"> for use with 60" w overhead with cubbies com ydg: 1 	1/2	19 1/2	58 1/8	10	4	VSB6020MBTK1C	COM \$638 A \$683 B \$693 C \$719 D \$759 E \$793 F \$833 G \$878 H \$950 I \$974 J \$1,035
--	-----	--------	--------	----	---	----------------------	--

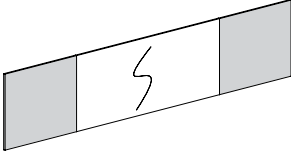
Half Markerboard/Half Tackboard for Front of 54" w Storage Overhead Cabinet with Cubbies <ul style="list-style-type: none"> for use with 54" w overhead with cubbies com ydg: 1 	1/2	19 1/2	52 1/8	9	4	VSB5420MBTK1C	COM \$621 A \$666 B \$676 C \$703 D \$740 E \$775 F \$814 G \$861 H \$932 I \$955 J \$1,016
--	-----	--------	--------	---	---	----------------------	--

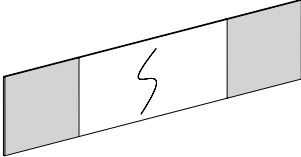
Half Markerboard/Half Tackboard for Front of 48" w Storage Overhead Cabinet with Cubbies <ul style="list-style-type: none"> for use with 48" w overhead with cubbies com ydg: 1 	1/2	19 1/2	46 1/8	8	3	VSB4820MBTK1C	COM \$602 A \$647 B \$657 C \$683 D \$721 E \$757 F \$796 G \$842 H \$913 I \$936 J \$999
--	-----	--------	--------	---	---	----------------------	--

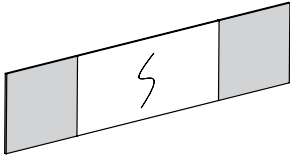
Description	D	W	H	CTN WT	CU FT	① Model	List Price Per Grade
Half Markerboard/Half Tackboard for Front of 42" w Storage Overhead Cabinet with Cubbies <ul style="list-style-type: none"> • for use with 42" w overhead with cubbies • com ydg: 1 	½	19½	40⅞	7	3	VSB4220MBTK1C	COM \$582
	A	\$629					
	B	\$638					
	C	\$665					
	D	\$703					
	E	\$737					
	F	\$776					
	G	\$822					
	H	\$895					
	I	\$918					
	J	\$979					

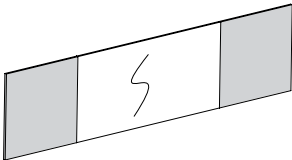
To Order, Specify:

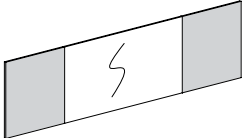
- ① Model Number
- ② Fabric Selection: vendor, pattern, color
 Visit www.jsifurniture.com/finishes-and-materials/textiles for our textiles program. See selection of standard and graded in manufacturers and patterns.

Description	D	W	H	CTN WT	CU FT	① Model	List Price Per Grade
Center Markerboard/Left and Right Tackboard for Front of 108" w Storage Overhead Cabinet with Cubbies <ul style="list-style-type: none"> for use with 108" w overhead with cubbies com ydg: 1 3/4 	1/2	19 1/2	106 1/8	17	6	VSB10820MBTK2C	COM \$853
	A \$945						
	B \$963						
	C \$1,016						
	D \$1,092						
	E \$1,162						
	F \$1,241						
	G \$1,333						
	H \$1,472						
	I \$1,517						
	J \$1,637						

Center Markerboard/Left and Right Tackboard for Front of 102" w Storage Overhead Cabinet with Cubbies <ul style="list-style-type: none"> for use with 102" w overhead with cubbies com ydg: 1 3/4 	1/2	19 1/2	100 1/8	17	6	VSB10220MBTK2C	COM \$840
	A \$920						
	B \$936						
	C \$983						
	D \$1,050						
	E \$1,111						
	F \$1,179						
	G \$1,261						
	H \$1,383						
	I \$1,423						
	J \$1,527						

Center Markerboard/Left and Right Tackboard for Front of 96" w Storage Overhead Cabinet with Cubbies <ul style="list-style-type: none"> for use with 96" w overhead with cubbies com ydg: 1 3/4 	1/2	19 1/2	94 1/8	16	6	VSB9620MBTK2C	COM \$793
	A \$872						
	B \$889						
	C \$936						
	D \$1,003						
	E \$1,062						
	F \$1,131						
	G \$1,213						
	H \$1,335						
	I \$1,375						
	J \$1,480						

Description	D	W	H	CTN WT	CU FT	① Model	List Price Per Grade
Center Markerboard/ Left and Right Tackboard for Front of 90" Storage Overhead Cabinet with Cubbies <ul style="list-style-type: none"> for use with 90" w overhead with cubbies com ydg: 1 3/4 	1/2	19 1/2	88 1/8	15	6	VSB9020MBTK2C	COM \$775
	A \$854						
	B \$871						
	C \$918						
	D \$984						
	E \$1,045						
	F \$1,114						
	G \$1,195						
	H \$1,318						
	I \$1,356						
	J \$1,461						

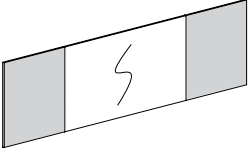
Center Markerboard/ Left and Right Tackboard for Front of 84" Storage Overhead Cabinet with Cubbies <ul style="list-style-type: none"> for use with 84" w overhead with cubbies com ydg: 1 1/2 	1/2	19 1/2	82 1/8	14	5	VSB8420MBTK2C	COM \$755
	A \$823						
	B \$838						
	C \$878						
	D \$935						
	E \$986						
	F \$1,045						
	G \$1,115						
	H \$1,221						
	I \$1,254						
	J \$1,346						

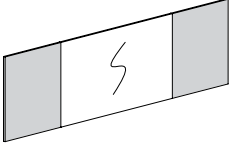
To Order, Specify:

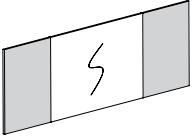
① Model Number

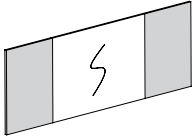
② Fabric Selection: vendor, pattern, color

Visit www.jsifurniture.com/finishes-and-materials/textiles for our textiles program. See selection of standard and graded in manufacturers and patterns.

Description	D	W	H	CTN WT	CU FT	① Model	List Price Per Grade
Center Markerboard/ Left and Right Tackboard for Front of 78" w Storage Overhead Cabinet with Cubbies <ul style="list-style-type: none"> • for use with 78" w overhead with cubbies • com ydg: 1 1/2 	1/2	19 1/2	76 1/8	13	5	VSB7820MBTK2C	COM \$739
							A \$807
							B \$820
							C \$862
							D \$918
							E \$971
							F \$1,029
							G \$1,098
							H \$1,204
							I \$1,239
							J \$1,328

Center Markerboard/ Left and Right Tackboard for Front of 72" w Storage Overhead Cabinet with Cubbies <ul style="list-style-type: none"> • for use with 72" w overhead with cubbies • com ydg: 1 1/2 	1/2	19 1/2	70 1/8	12	5	VSB7220MBTK2C	COM \$719
							A \$788
							B \$802
							C \$843
							D \$900
							E \$951
							F \$1,010
							G \$1,080
							H \$1,186
							I \$1,219
							J \$1,309

Description	D	W	H	CTN WT	CU FT	① Model	List Price Per Grade	
Center Markerboard/ Left and Right Tackboard for Front of 66" w Storage Overhead Cabinet with Cubbies <ul style="list-style-type: none"> for use with 66" w overhead with cubbies com ydg: 1 1/4 	1/2	19 1/2	64 1/8	11	4	VSB6620MBTK2C	COM \$703	
	A							\$760
	B							\$771
	C							\$804
	D							\$851
	E							\$896
	F							\$944
	G							\$1,003
	H							\$1,090
	I							\$1,119
	J							\$1,196

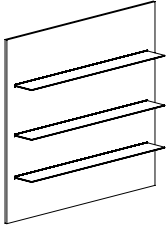
Center Markerboard/ Left and Right Tackboard for Front of 60" w Storage Overhead Cabinet with Cubbies <ul style="list-style-type: none"> for use with 60" w overhead with cubbies com ydg: 1 1/4 	1/2	19 1/2	58 1/8	10	4	VSB6020MBTK2C	COM \$683	
	A							\$740
	B							\$752
	C							\$786
	D							\$834
	E							\$876
	F							\$925
	G							\$983
	H							\$1,072
	I							\$1,102
	J							\$1,177

To Order, Specify:

① Model Number

② Fabric Selection: vendor, pattern, color

Visit www.jsifurniture.com/finishes-and-materials/textiles for our textiles program. See selection of standard and graded in manufacturers and patterns.



54 1/2" h Wall Panel with Glass Shelf

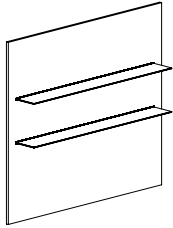
- use with standard height surfaces for 84" overall height (nothing above)
- specify number of shelves, shelf locations, shelf color (contrasting shelves on laminate models only)
- reference planning pages for shelf location options
- laminate wall panels are horizontal grain
- veneer wall panels are vertical grain

shown with three shelves

Model	One Shelf			Two Shelves			Three Shelves			D	W	H	CTN WT	CU FT
	Laminate	Essentials Veneer	Artisan Veneer	Laminate	Essentials Veneer	Artisan Veneer	Laminate	Essentials Veneer	Artisan Veneer					
VST6054WPGS	\$1,308			\$2,067			\$2,824			7 ¹⁵ / ₁₆	60	54 ¹ / ₂	102	21
VSV6054WPGS		\$1,725	\$1,811		\$2,482	\$2,568		\$3,240	\$3,327	7 ¹⁵ / ₁₆	60	54 ¹ / ₂	102	21
VST5454WPGS	\$1,188			\$1,862			\$2,536			7 ¹⁵ / ₁₆	54	54 ¹ / ₂	92	19
VSV5454WPGS		\$1,589	\$1,668		\$2,262	\$2,343		\$2,937	\$3,018	7 ¹⁵ / ₁₆	54	54 ¹ / ₂	92	19
VST4854WPGS	\$1,049			\$1,641			\$2,235			7 ¹⁵ / ₁₆	48	54 ¹ / ₂	82	17
VSV4854WPGS		\$1,433	\$1,506		\$2,027	\$2,100		\$2,620	\$2,693	7 ¹⁵ / ₁₆	48	54 ¹ / ₂	82	17
VST4254WPGS	\$919			\$1,429			\$1,940			7 ¹⁵ / ₁₆	42	54 ¹ / ₂	72	15
VSV4254WPGS		\$1,290	\$1,353		\$1,800	\$1,865		\$2,311	\$2,375	7 ¹⁵ / ₁₆	42	54 ¹ / ₂	72	15
VST3954WPGS	\$873			\$1,352			\$1,831			7 ¹⁵ / ₁₆	39	54 ¹ / ₂	66	14
VSV3954WPGS		\$1,236	\$1,298		\$1,713	\$1,777		\$2,193	\$2,256	7 ¹⁵ / ₁₆	39	54 ¹ / ₂	66	14
VST3654WPGS	\$797			\$1,225			\$1,653			7 ¹⁵ / ₁₆	36	54 ¹ / ₂	63	13
VSV3654WPGS		\$1,152	\$1,210		\$1,578	\$1,638		\$2,008	\$2,067	7 ¹⁵ / ₁₆	36	54 ¹ / ₂	63	13
VST3354WPGS	\$750			\$1,148			\$1,543			7 ¹⁵ / ₁₆	33	54 ¹ / ₂	57	12
VSV3354WPGS		\$1,097	\$1,154		\$1,494	\$1,551		\$1,891	\$1,945	7 ¹⁵ / ₁₆	33	54 ¹ / ₂	57	12
VST3054WPGS	\$677			\$1,023			\$1,370			7 ¹⁵ / ₁₆	30	54 ¹ / ₂	54	11
VSV3054WPGS		\$1,016	\$1,067		\$1,363	\$1,414		\$1,709	\$1,760	7 ¹⁵ / ₁₆	30	54 ¹ / ₂	54	11
VST2454WPGS	\$527			\$763			\$1,001			7 ¹⁵ / ₁₆	24	54 ¹ / ₂	44	9
VSV2454WPGS		\$851	\$895		\$1,087	\$1,130		\$1,324	\$1,368	7 ¹⁵ / ₁₆	24	54 ¹ / ₂	44	9
VST1854WPGS	\$439			\$622			\$803			7 ¹⁵ / ₁₆	18	54 ¹ / ₂	34	7
VSV1854WPGS		\$749	\$788		\$932	\$971		\$1,114	\$1,152	7 ¹⁵ / ₁₆	18	54 ¹ / ₂	34	7

To Order, Specify:

- ① Model Number Laminate - VST Veneer - VSV
- ② Worksurface Material (see page [V13](#)) ② Finish Color (see page [V11](#))
- a.) TFL
- b.) HPL
- ③ Laminate Color (see page [V13](#))
- a.) Worksurface Color
- b.) Chassis Color
- c.) Drawer Color
- ④ Edge Profile (see page [V14](#))
- ⑤ Pull Style and Color (see page [V15](#))
- ⑥ Optional Grommet Location & Color (see page [V16](#))
- ⑦ Other Product Options (see page [V110](#))
- ⑧ Accessories (see page [VS314](#))
- ⑨ Power and Data Options (see page [VS324](#))



shown with two shelves

52 3/16" h Wall Panel with Glass Shelf

- use with bench height surfaces for 72" overall height (nothing above)
- specify number of shelves, shelf locations, shelf color (contrasting shelves on laminate models only)
- reference planning pages for shelf location options
- laminate wall panels are horizontal grain
- veneer wall panels are vertical grain

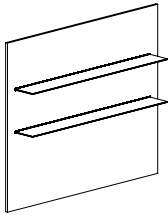
Model	One Shelf			Two Shelves			D	W	H	CTN WT	CU FT
	Laminate	Essentials Veneer	Artisan Veneer	Laminate	Essentials Veneer	Artisan Veneer					
VST6053WPGS	\$1,297			\$2,054			7 15/16	60	52 3/16	90	20
VSV6053WPGS		\$1,707	\$1,793		\$2,463	\$2,551	7 15/16	60	52 3/16	90	20
VST5453WPGS	\$1,176			\$1,852			7 15/16	54	52 3/16	81	18
VSV5453WPGS		\$1,571	\$1,651		\$2,247	\$2,326	7 15/16	54	52 3/16	81	18
VST4853WPGS	\$1,039			\$1,633			7 15/16	48	52 3/16	72	16
VSV4853WPGS		\$1,419	\$1,490		\$2,013	\$2,084	7 15/16	48	52 3/16	72	16
VST4253WPGS	\$911			\$1,423			7 15/16	42	52 3/16	63	14
VSV4253WPGS		\$1,278	\$1,343		\$1,788	\$1,852	7 15/16	42	52 3/16	63	14
VST3953WPGS	\$867			\$1,346			7 15/16	39	52 3/16	58	13
VSV3953WPGS		\$1,225	\$1,286		\$1,704	\$1,765	7 15/16	39	52 3/16	58	13
VST3653WPGS	\$791			\$1,219			7 15/16	36	52 3/16	55	12
VSV3653WPGS		\$1,143	\$1,199		\$1,569	\$1,627	7 15/16	36	52 3/16	55	12
VST3353WPGS	\$745			\$1,141			7 15/16	33	52 3/16	50	11
VSV3353WPGS		\$1,089	\$1,145		\$1,485	\$1,539	7 15/16	33	52 3/16	50	11
VST3053WPGS	\$672			\$1,017			7 15/16	30	52 3/16	47	10
VSV3053WPGS		\$1,009	\$1,059		\$1,354	\$1,406	7 15/16	30	52 3/16	47	10
VST2453WPGS	\$524			\$759			7 15/16	24	52 3/16	38	9
VSV2453WPGS		\$844	\$888		\$1,081	\$1,123	7 15/16	24	52 3/16	38	9
VST1853WPGS	\$436			\$1,994			7 15/16	18	52 3/16	29	7
VSV1853WPGS		\$744	\$782		\$926	\$964	7 15/16	18	52 3/16	29	7

To Order, Specify:

① Model Number Laminate - VST Veneer - VSV

- ② Worksurface Material (see page [VI3](#))
 - a.) TFL
 - b.) HPL
- ③ Laminate Color (see page [VI3](#))
 - a.) Worksurface Color
 - b.) Chassis Color
 - c.) Drawer Color
- ② Finish Color (see page [VI1](#))

- ④ Edge Profile (see page [VI4](#))
- ⑤ Pull Style and Color (see page [VI5](#))
- ⑥ Optional Grommet Location & Color (see page [VI6](#))
- ⑦ Other Product Options (see page [VI10](#))
- ⑧ Accessories (see page [VS314](#))
- ⑨ Power and Data Options (see page [VS324](#))



49 1/16" h Wall Panel with Glass Shelf

- use with bench height surfaces and 14 3/4" h L-shelf for 84" overall height
- specify number of shelves, shelf locations, shelf color (contrasting shelves on laminate models only)
- reference planning pages for shelf location options
- laminate wall panels are horizontal grain
- veneer wall panels are vertical grain

shown with two shelves

Model	One Shelf			Two Shelves			D	W	H	CTN WT	CU FT
	Laminate	Essentials Veneer	Artisan Veneer	Laminate	Essentials Veneer	Artisan Veneer					
VST6050WPGS	\$1,279			\$2,036			7 1/16	60	49 1/16	88	19
VSV6050WPGS		\$1,680	\$1,764		\$2,437	\$2,523	7 1/16	60	49 1/16	88	19
VST5450WPGS	\$1,160			\$1,835			7 1/16	54	49 1/16	79	17
VSV5450WPGS		\$1,549	\$1,626		\$2,223	\$2,300	7 1/16	54	49 1/16	79	17
VST4850WPGS	\$1,023			\$1,617			7 1/16	48	49 1/16	70	15
VSV4850WPGS		\$1,397	\$1,467		\$1,991	\$2,062	7 1/16	48	49 1/16	70	15
VST4250WPGS	\$898			\$1,410			7 1/16	42	49 1/16	61	14
VSV4250WPGS		\$1,258	\$1,322		\$1,770	\$1,832	7 1/16	42	49 1/16	61	14
VST3950WPGS	\$853			\$1,332			7 1/16	39	49 1/16	56	13
VSV3950WPGS		\$1,206	\$1,267		\$1,686	\$1,747	7 1/16	39	49 1/16	56	13
VST3650WPGS	\$780			\$1,206			7 1/16	36	49 1/16	53	12
VSV3650WPGS		\$1,124	\$1,183		\$1,554	\$1,610	7 1/16	36	49 1/16	53	12
VST3350WPGS	\$734			\$1,130			7 1/16	33	49 1/16	48	11
VSV3350WPGS		\$1,075	\$1,128		\$1,469	\$1,524	7 1/16	33	49 1/16	48	11
VST3050WPGS	\$661			\$1,008			7 1/16	30	49 1/16	45	10
VSV3050WPGS		\$993	\$1,044		\$1,342	\$1,390	7 1/16	30	49 1/16	45	10
VST2450WPGS	\$514			\$750			7 1/16	24	49 1/16	36	8
VSV2450WPGS		\$834	\$875		\$1,070	\$1,112	7 1/16	24	49 1/16	36	8
VST1850WPGS	\$429			\$593			7 1/16	18	49 1/16	27	6
VSV1850WPGS		\$735	\$772		\$917	\$926	7 1/16	18	49 1/16	27	6

To Order, Specify:

1 Model Number

Laminate - VST

Veneer - VSV

2 Worksurface Material (see page [V13](#))

- a.) TFL
- b.) HPL

3 Laminate Color (see page [V13](#))

- a.) Worksurface Color
- b.) Chassis Color
- c.) Drawer Color

2 Finish Color (see page [V11](#))

4 Edge Profile (see page [V14](#))

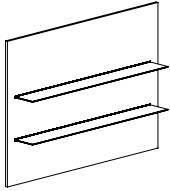
5 Pull Style and Color (see page [V15](#))

6 Optional Grommet Location & Color (see page [V16](#))

7 Other Product Options (see page [V110](#))

8 Accessories (see page [VS314](#))

9 Power and Data Options (see page [VS324](#))



42 ½" h Wall Panel with Glass Shelf

- use with standard height surfaces for 72" overall height (nothing above)
- specify number of shelves, shelf locations, shelf color (contrasting shelves on laminate models only)
- reference planning pages for shelf location options
- laminate wall panels are horizontal grain
- veneer wall panels are vertical grain

shown with two shelves

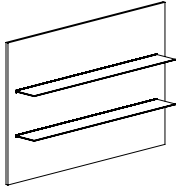
Model	One Shelf			Two Shelves			D	W	H	CTN WT	CU FT
	Laminate	Essentials Veneer	Artisan Veneer	Laminate	Essentials Veneer	Artisan Veneer					
VST6042WPGS	\$1,246			\$2,004			7 ¹⁵ / ₁₆	60	42½	79	16
VSV6042WPGS		\$1,628	\$1,709		\$2,386	\$2,468	7 ¹⁵ / ₁₆	60	42½	79	16
VST5442WPGS	\$1,130			\$1,806			7 ¹⁵ / ₁₆	54	42½	71	15
VSV5442WPGS		\$1,502	\$1,576		\$2,178	\$2,253	7 ¹⁵ / ₁₆	54	42½	71	15
VST4842WPGS	\$1,000			\$1,592			7 ¹⁵ / ₁₆	48	42½	63	13
VSV4842WPGS		\$1,356	\$1,425		\$1,949	\$2,017	7 ¹⁵ / ₁₆	48	42½	63	13
VST4242WPGS	\$875			\$1,385			7 ¹⁵ / ₁₆	42	42½	56	12
VSV4242WPGS		\$1,222	\$1,283		\$1,733	\$1,793	7 ¹⁵ / ₁₆	42	42½	56	12
VST3942WPGS	\$833			\$1,311			7 ¹⁵ / ₁₆	39	42½	51	11
VSV3942WPGS		\$1,172	\$1,231		\$1,652	\$1,710	7 ¹⁵ / ₁₆	39	42½	51	11
VST3642WPGS	\$760			\$1,188			7 ¹⁵ / ₁₆	36	42½	48	10
VSV3642WPGS		\$1,094	\$1,150		\$1,522	\$1,576	7 ¹⁵ / ₁₆	36	42½	48	10
VST3342WPGS	\$715			\$1,113			7 ¹⁵ / ₁₆	33	42½	43	9
VSV3342WPGS		\$1,045	\$1,097		\$1,441	\$1,494	7 ¹⁵ / ₁₆	33	42½	43	9
VST3042WPGS	\$646			\$990			7 ¹⁵ / ₁₆	30	42½	40	9
VSV3042WPGS		\$969	\$1,016		\$1,313	\$1,363	7 ¹⁵ / ₁₆	30	42½	40	9
VST2442WPGS	\$502			\$738			7 ¹⁵ / ₁₆	24	42½	33	7
VSV2442WPGS		\$813	\$853		\$1,050	\$1,090	7 ¹⁵ / ₁₆	24	42½	33	7
VST1842WPGS	\$420			\$584			7 ¹⁵ / ₁₆	18	42½	25	6
VSV1842WPGS		\$718	\$755		\$901	\$909	7 ¹⁵ / ₁₆	18	42½	25	6

To Order, Specify:

① Model Number Laminate - VST Veneer - VSV

- ② Worksurface Material (see page [VI3](#))
 - a.) TFL
 - b.) HPL
- ③ Laminate Color (see page [VI3](#))
 - a.) Worksurface Color
 - b.) Chassis Color
 - c.) Drawer Color
- ② Finish Color (see page [VI1](#))

- ④ Edge Profile (see page [VI4](#))
- ⑤ Pull Style and Color (see page [VI5](#))
- ⑥ Optional Grommet Location & Color (see page [VI6](#))
- ⑦ Other Product Options (see page [VI10](#))
- ⑧ Accessories (see page [VS314](#))
- ⑨ Power and Data Options (see page [VS324](#))



39 3/4" h Wall Panel with Glass Shelf

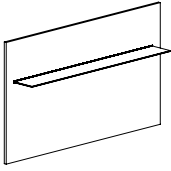
- use with standard height surfaces and 14 3/4" h L-shelf for 84" overall height
- specify number of shelves, shelf locations, shelf color (contrasting shelves on laminate models only)
- reference planning pages for shelf location options
- laminate wall panels are horizontal grain
- veneer wall panels are vertical grain

shown with two shelves

Model	One Shelf			Two Shelves			D	W	H	CTN WT	CU FT
	Laminate	Essentials Veneer	Artisan Veneer	Laminate	Essentials Veneer	Artisan Veneer					
VST6040WPGS	\$1,228			\$1,984			7 1/16	60	39 3/4	75	15
VSV6040WPGS		\$1,602	\$1,682		\$2,361	\$2,441	7 1/16	60	39 3/4	75	15
VST5440WPGS	\$1,114			\$1,789			7 1/16	54	39 3/4	68	14
VSV5440WPGS		\$1,479	\$1,553		\$2,153	\$2,228	7 1/16	54	39 3/4	68	14
VST4840WPGS	\$982			\$1,575			7 1/16	48	39 3/4	60	13
VSV4840WPGS		\$1,335	\$1,402		\$1,928	\$1,996	7 1/16	48	39 3/4	60	13
VST4240WPGS	\$862			\$1,372			7 1/16	42	39 3/4	53	11
VSV4240WPGS		\$1,203	\$1,264		\$1,712	\$1,775	7 1/16	42	39 3/4	53	11
VST3940WPGS	\$820			\$1,298			7 1/16	39	39 3/4	49	10
VSV3940WPGS		\$1,156	\$1,213		\$1,634	\$1,692	7 1/16	39	39 3/4	49	10
VST3640WPGS	\$747			\$1,174			7 1/16	36	39 3/4	46	10
VSV3640WPGS		\$1,078	\$1,131		\$1,505	\$1,560	7 1/16	36	39 3/4	46	10
VST3340WPGS	\$706			\$1,102			7 1/16	33	39 3/4	41	9
VSV3340WPGS		\$1,029	\$1,082		\$1,426	\$1,479	7 1/16	33	39 3/4	41	9
VST3040WPGS	\$635			\$981			7 1/16	30	39 3/4	39	8
VSV3040WPGS		\$954	\$1,004		\$1,300	\$1,349	7 1/16	30	39 3/4	39	8
VST2440WPGS	\$493			\$730			7 1/16	24	39 3/4	31	7
VSV2440WPGS		\$801	\$842		\$1,037	\$1,078	7 1/16	24	39 3/4	31	7
VST1840WPGS	\$415			\$579			7 1/16	18	39 3/4	24	5
VSV1840WPGS		\$710	\$746		\$892	\$901	7 1/16	18	39 3/4	24	5

To Order, Specify:

- | | | |
|---|---|---|
| <p>① Model Number Laminate - VST Veneer - VSV</p> | <p>② Worksurface Material (see page V13)
 a.) TFL
 b.) HPL</p> <p>③ Laminate Color (see page V13)
 a.) Worksurface Color
 b.) Chassis Color
 c.) Drawer Color</p> | <p>④ Edge Profile (see page V14)
 ⑤ Pull Style and Color (see page V15)
 ⑥ Optional Grommet Location & Color (see page V16)
 ⑦ Other Product Options (see page V110)
 ⑧ Accessories (see page VS314)
 ⑨ Power and Data Options (see page VS324)</p> |
|---|---|---|



34 1/16" h Wall Panel with Glass Shelf

- use with bench height surfaces and 17 1/2" h wall mount overhead or L-shelf for 72" overall height
- specify number of shelves, shelf locations, shelf color (contrasting shelves on laminate models only)
- reference planning pages for shelf location options
- laminate wall panels are horizontal grain
- veneer wall panels are vertical grain

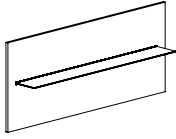
Model	One Shelf			D	W	H	CTN WT	CU FT
	Laminate	Essentials Veneer	Artisan Veneer					
VST6035WPGS	\$1,204			7 15/16	60	34 11/16	58	14
VSV6035WPGS		\$1,565	\$1,644	7 15/16	60	34 11/16	58	14
VST5435WPGS	\$1,093			7 15/16	54	34 11/16	53	12
VSV5435WPGS		\$1,444	\$1,517	7 15/16	54	34 11/16	53	12
VST4835WPGS	\$964			7 15/16	48	34 11/16	48	11
VSV4835WPGS		\$1,304	\$1,371	7 15/16	48	34 11/16	48	11
VST4235WPGS	\$844			7 15/16	42	34 11/16	42	10
VSV4235WPGS		\$1,176	\$1,236	7 15/16	42	34 11/16	42	10
VST3935WPGS	\$803			7 15/16	39	34 11/16	38	9
VSV3935WPGS		\$1,130	\$1,188	7 15/16	39	34 11/16	38	9
VST3635WPGS	\$734			7 15/16	36	34 11/16	36	9
VSV3635WPGS		\$1,055	\$1,109	7 15/16	36	34 11/16	36	9
VST3335WPGS	\$692			7 15/16	33	34 11/16	33	8
VSV3335WPGS		\$1,009	\$1,059	7 15/16	33	34 11/16	33	8
VST3035WPGS	\$623			7 15/16	30	34 11/16	30	7
VSV3035WPGS		\$935	\$982	7 15/16	30	34 11/16	30	7
VST2435WPGS	\$485			7 15/16	24	34 11/16	25	6
VSV2435WPGS		\$786	\$826	7 15/16	24	34 11/16	25	6
VST1835WPGS	\$405			7 15/16	18	34 11/16	19	5
VSV1835WPGS		\$699	\$734	7 15/16	18	34 11/16	19	5

To Order, Specify:

① Model Number Laminate - VST Veneer - VSV

- ② Worksurface Material (see page [VI3](#))
 - a.) TFL
 - b.) HPL
- ③ Laminate Color (see page [VI3](#))
 - a.) Worksurface Color
 - b.) Chassis Color
 - c.) Drawer Color
- ④ Finish Color (see page [VI1](#))

- ④ Edge Profile (see page [VI4](#))
- ⑤ Pull Style and Color (see page [VI5](#))
- ⑥ Optional Grommet Location & Color (see page [VI6](#))
- ⑦ Other Product Options (see page [VI10](#))
- ⑧ Accessories (see page [VS314](#))
- ⑨ Power and Data Options (see page [VS324](#))



25" h Wall Panel with Glass Shelf

- use with standard height surfaces and 17 ½" h wall mount overhead or L-shelf for 72" overall height
- use with standard height surfaces and 29 ½" h wall mount overhead or L-shelf for 84" overall height
- specify number of shelves, shelf locations, shelf color (contrasting shelves on laminate models only)
- reference planning pages for shelf location options
- laminate wall panels are horizontal grain
- veneer wall panels are vertical grain

Model	One Shelf			D	W	H	CTN WT	CU FT
	Laminate	Essentials Veneer	Artisan Veneer					
VST6025WPGS	\$1,155			7 15/16	60	25	47	10
VSV6025WPGS		\$1,488	\$1,563	7 15/16	60	25	47	10
VST5425WPGS	\$1,049			7 15/16	54	25	42	9
VSV5425WPGS		\$1,376	\$1,444	7 15/16	54	25	42	9
VST4825WPGS	\$924			7 15/16	48	25	37	8
VSV4825WPGS		\$1,244	\$1,306	7 15/16	48	25	37	8
VST4225WPGS	\$810			7 15/16	42	25	34	7
VSV4225WPGS		\$1,122	\$1,181	7 15/16	42	25	34	7
VST3925WPGS	\$770			7 15/16	39	25	31	7
VSV3925WPGS		\$1,081	\$1,136	7 15/16	39	25	31	7
VST3625WPGS	\$704			7 15/16	36	25	29	6
VSV3625WPGS		\$1,009	\$1,059	7 15/16	36	25	29	6
VST3325WPGS	\$663			7 15/16	33	25	26	6
VSV3325WPGS		\$968	\$1,015	7 15/16	33	25	26	6
VST3025WPGS	\$599			7 15/16	30	25	24	5
VSV3025WPGS		\$897	\$942	7 15/16	30	25	24	5
VST2425WPGS	\$463			7 15/16	24	25	20	5
VSV2425WPGS		\$754	\$793	7 15/16	24	25	20	5
VST1825WPGS	\$390			7 15/16	18	25	16	4
VSV1825WPGS		\$675	\$709	7 15/16	18	25	16	4

To Order, Specify:

1 Model Number

Laminate - VST

Veneer - VSV

2 Worksurface Material (see page [V13](#))

- a.) TFL
- b.) HPL

2 Finish Color (see page [V11](#))

3 Laminate Color (see page [V13](#))

- a.) Worksurface Color
- b.) Chassis Color
- c.) Drawer Color

4 Edge Profile (see page [V14](#))

5 Pull Style and Color (see page [V15](#))

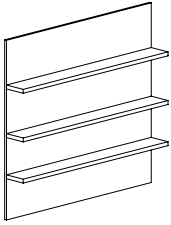
6 Optional Grommet Location & Color (see page [V16](#))

7 Other Product Options (see page [V110](#))

8 Accessories (see page [VS314](#))

9 Power and Data Options (see page [VS324](#))

left intentionally blank



54 1/2" h Wall Panel

- use with standard height surfaces for 84" overall height (nothing above)
- standard price includes no shelves, see next page for shelf options
- laminate wall panels are horizontal grain
- veneer wall panels are vertical grain

shown with three shelves

Model	No Shelves			D	W	H	CTN WT	CU FT
	Laminate	Essentials Veneer	Artisan Veneer					
VST6054WP	\$541			7 15/16	60	54 1/2	117	21
VSV6054WP		\$958	\$1,054	7 15/16	60	54 1/2	117	21
VST5454WP	\$504			7 15/16	54	54 1/2	107	19
VSV5454WP		\$904	\$994	7 15/16	54	54 1/2	107	19
VST4854WP	\$448			7 15/16	48	54 1/2	94	17
VSV4854WP		\$833	\$916	7 15/16	48	54 1/2	94	17
VST4254WP	\$400			7 15/16	42	54 1/2	84	15
VSV4254WP		\$772	\$850	7 15/16	42	54 1/2	84	15
VST3954WP	\$387			7 15/16	39	54 1/2	78	14
VSV3954WP		\$749	\$826	7 15/16	39	54 1/2	78	14
VST3654WP	\$362			7 15/16	36	54 1/2	72	13
VSV3654WP		\$717	\$791	7 15/16	36	54 1/2	72	13
VST3354WP	\$348			7 15/16	33	54 1/2	66	12
VSV3354WP		\$695	\$765	7 15/16	33	54 1/2	66	12
VST3054WP	\$326			7 15/16	30	54 1/2	60	11
VSV3054WP		\$665	\$732	7 15/16	30	54 1/2	60	11
VST2454WP	\$286			7 15/16	24	54 1/2	50	9
VSV2454WP		\$610	\$672	7 15/16	24	54 1/2	50	9
VST1854WP	\$253			7 15/16	18	54 1/2	37	7
VSV1854WP		\$562	\$618	7 15/16	18	54 1/2	37	7

To Order, Specify:

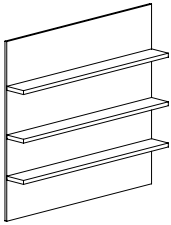
1 Model Number Laminate - VST

Veneer - VSV

- 2 Worksurface Material (see page [V13](#))
 - a.) TFL
 - b.) HPL
- 3 Laminate Color (see page [V13](#))
 - a.) Worksurface Color
 - b.) Chassis Color
 - c.) Drawer Color

2 Finish Color (see page [V11](#))

- 4 Edge Profile (see page [V14](#))
- 5 Pull Style and Color (see page [V15](#))
- 6 Optional Grommet Location & Color (see page [V16](#))
- 7 Other Product Options (see page [V110](#))
- 8 Accessories (see page [VS314](#))
- 9 Power and Data Options (see page [VS324](#))



54 1/2" h Wall Panel Cont.

- use with standard height surfaces for 84" overall height (nothing above)
- specify number of shelves, shelf locations, shelf color (contrasting shelves on laminate models only)
- reference planning pages for shelf location options
- laminate wall panels are horizontal grain
- veneer wall panels are vertical grain

shown with three shelves

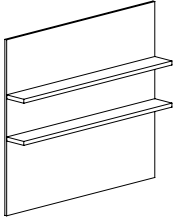
Model	One Shelf			Two Shelves			Three Shelves			D	W	H	CTN WT	CU FT
	Laminate	Essentials Veneer	Artisan Veneer	Laminate	Essentials Veneer	Artisan Veneer	Laminate	Essentials Veneer	Artisan Veneer					
VST6054WP	\$688			\$769			\$852			7 1/16	60	54 1/2	117	21
VSV6054WP		\$1,203	\$1,324		\$1,344	\$1,479		\$1,484	\$1,632	7 1/16	60	54 1/2	117	21
VST5454WP	\$642			\$719			\$797			7 1/16	54	54 1/2	107	19
VSV5454WP		\$1,136	\$1,249		\$1,266	\$1,392		\$1,397	\$1,537	7 1/16	54	54 1/2	107	19
VST4854WP	\$577			\$651			\$723			7 1/16	48	54 1/2	94	17
VSV4854WP		\$1,050	\$1,155		\$1,171	\$1,290		\$1,293	\$1,423	7 1/16	48	54 1/2	94	17
VST4254WP	\$525			\$594			\$661			7 1/16	42	54 1/2	84	15
VSV4254WP		\$975	\$1,072		\$1,086	\$1,195		\$1,198	\$1,319	7 1/16	42	54 1/2	84	15
VST3954WP	\$506			\$572			\$638			7 1/16	39	54 1/2	78	14
VSV3954WP		\$945	\$1,040		\$1,053	\$1,158		\$1,160	\$1,277	7 1/16	39	54 1/2	78	14
VST3654WP	\$477			\$541			\$605			7 1/16	36	54 1/2	72	13
VSV3654WP		\$906	\$998		\$1,010	\$1,112		\$1,113	\$1,225	7 1/16	36	54 1/2	72	13
VST3354WP	\$461			\$522			\$581			7 1/16	33	54 1/2	66	12
VSV3354WP		\$877	\$967		\$976	\$1,075		\$1,074	\$1,182	7 1/16	33	54 1/2	66	12
VST3054WP	\$433			\$492			\$551			7 1/16	30	54 1/2	60	11
VSV3054WP		\$839	\$923		\$933	\$1,026		\$1,026	\$1,129	7 1/16	30	54 1/2	60	11
VST2454WP	\$387			\$439			\$494			7 1/16	24	54 1/2	50	9
VSV2454WP		\$770	\$848		\$854	\$941		\$938	\$1,033	7 1/16	24	54 1/2	50	9
VST1854WP	\$346			\$394			\$442			7 1/16	18	54 1/2	37	7
VSV1854WP		\$709	\$781		\$784	\$864		\$857	\$944	7 1/16	18	49 1/16	37	7

To Order, Specify:

① Model Number Laminate - VST Veneer - VSV

- ② Worksurface Material (see page [VI3](#))
 - a.) TFL
 - b.) HPL
- ③ Laminate Color (see page [VI3](#))
 - a.) Worksurface Color
 - b.) Chassis Color
 - c.) Drawer Color
- ② Finish Color (see page [VI1](#))

- ④ Edge Profile (see page [VI4](#))
- ⑤ Pull Style and Color (see page [VI5](#))
- ⑥ Optional Grommet Location & Color (see page [VI6](#))
- ⑦ Other Product Options (see page [VI10](#))
- ⑧ Accessories (see page [VS314](#))
- ⑨ Power and Data Options (see page [VS324](#))



52 3/16" h Wall Panel

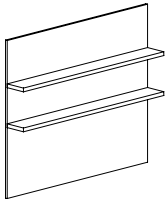
- use with bench height surfaces for 72" overall height (nothing above)
- specify number of shelves, shelf locations, shelf color (contrasting shelves on laminate models only)
- reference planning pages for shelf location options
- laminate wall panels are horizontal grain
- veneer wall panels are vertical grain

shown with two shelves

Model	No Shelves			One Shelf			Two Shelves			D	W	H	CTN WT	CU FT
	Laminate	Essentials Veneer	Artisan Veneer	Laminate	Essentials Veneer	Artisan Veneer	Laminate	Essentials Veneer	Artisan Veneer					
VST6053WP	\$531			\$676			\$759			7 ¹⁵ / ₁₆	60	52 ³ / ₁₆	100	20
VSV6053WP		\$941	\$1,035		\$1,184	\$1,301		\$1,323	\$1,456	7 ¹⁵ / ₁₆	60	52 ³ / ₁₆	100	20
VST5453WP	\$494			\$632			\$709			7 ¹⁵ / ₁₆	54	52 ³ / ₁₆	91	18
VSV5453WP		\$890	\$979		\$1,118	\$1,230		\$1,248	\$1,375	7 ¹⁵ / ₁₆	54	52 ³ / ₁₆	91	18
VST4853WP	\$438			\$569			\$641			7 ¹⁵ / ₁₆	48	52 ³ / ₁₆	80	16
VSV4853WP		\$819	\$901		\$1,034	\$1,138		\$1,155	\$1,270	7 ¹⁵ / ₁₆	48	52 ³ / ₁₆	80	16
VST4253WP	\$394			\$518			\$583			7 ¹⁵ / ₁₆	42	52 ³ / ₁₆	71	14
VSV4253WP		\$760	\$836		\$961	\$1,057		\$1,074	\$1,182	7 ¹⁵ / ₁₆	42	52 ³ / ₁₆	71	14
VST3953WP	\$381			\$498			\$565			7 ¹⁵ / ₁₆	39	52 ³ / ₁₆	66	13
VSV3953WP		\$739	\$813		\$933	\$1,026		\$1,039	\$1,144	7 ¹⁵ / ₁₆	39	52 ³ / ₁₆	66	13
VST3653WP	\$356			\$471			\$534			7 ¹⁵ / ₁₆	36	52 ³ / ₁₆	61	12
VSV3653WP		\$708	\$780		\$895	\$983		\$998	\$1,096	7 ¹⁵ / ₁₆	36	52 ³ / ₁₆	61	12
VST3353WP	\$342			\$453			\$514			7 ¹⁵ / ₁₆	33	52 ³ / ₁₆	56	11
VSV3353WP		\$686	\$755		\$867	\$953		\$965	\$1,061	7 ¹⁵ / ₁₆	33	52 ³ / ₁₆	56	11
VST3053WP	\$320			\$427			\$486			7 ¹⁵ / ₁₆	30	52 ³ / ₁₆	51	10
VSV3053WP		\$656	\$720		\$830	\$914		\$923	\$1,015	7 ¹⁵ / ₁₆	30	52 ³ / ₁₆	51	10
VST2453WP	\$282			\$382			\$435			7 ¹⁵ / ₁₆	24	52 ³ / ₁₆	42	9
VSV2453WP		\$604	\$665		\$763	\$840		\$846	\$932	7 ¹⁵ / ₁₆	24	52 ³ / ₁₆	42	9
VST1853WP	\$250			\$342			\$391			7 ¹⁵ / ₁₆	18	52 ³ / ₁₆	31	7
VSV1853WP		\$558	\$613		\$704	\$750		\$777	\$854	7 ¹⁵ / ₁₆	18	52 ³ / ₁₆	31	7

To Order, Specify:

- | | | |
|---|---|---|
| <p>① Model Number Laminate - VST Veneer - VSV</p> | <p>② Worksurface Material (see page V13)
 a.) TFL
 b.) HPL</p> <p>③ Laminate Color (see page V13)
 a.) Worksurface Color
 b.) Chassis Color
 c.) Drawer Color</p> | <p>④ Edge Profile (see page V14)</p> <p>⑤ Pull Style and Color (see page V15)</p> <p>⑥ Optional Grommet Location & Color (see page V16)</p> <p>⑦ Other Product Options (see page V110)</p> <p>⑧ Accessories (see page VS314)</p> <p>⑨ Power and Data Options (see page VS324)</p> |
|---|---|---|



49 7/16" h Wall Panel

- use with bench height surfaces and 14 3/4" h L-shelf for 84" overall height
- specify number of shelves, shelf locations, shelf color (contrasting shelves on laminate models only)
- reference planning pages for shelf location options
- laminate wall panels are horizontal grain
- veneer wall panels are vertical grain

shown with two shelves

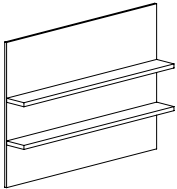
Model	No Shelves			One Shelf			Two Shelves			D	W	H	CTN WT	CU FT
	Laminate	Essentials Veneer	Artisan Veneer	Laminate	Essentials Veneer	Artisan Veneer	Laminate	Essentials Veneer	Artisan Veneer					
VST6050WP	\$520			\$655			\$736			7 15/16	60	49 11/16	98	19
VSV6050WP		\$920	\$1,013		\$1,152	\$1,267		\$1,292	\$1,420	7 15/16	60	49 11/16	98	19
VST5450WP	\$483			\$611			\$689			7 15/16	54	49 11/16	89	17
VSV5450WP		\$871	\$958		\$1,090	\$1,199		\$1,220	\$1,343	7 15/16	54	49 11/16	89	17
VST4850WP	\$428			\$551			\$623			7 15/16	48	49 11/16	78	15
VSV4850WP		\$802	\$882		\$1,009	\$1,110		\$1,128	\$1,242	7 15/16	48	49 11/16	78	15
VST4250WP	\$386			\$501			\$568			7 15/16	42	49 11/16	69	14
VSV4250WP		\$745	\$820		\$938	\$1,033		\$1,050	\$1,155	7 15/16	42	49 11/16	69	14
VST3950WP	\$372			\$485			\$549			7 15/16	39	49 11/16	64	13
VSV3950WP		\$724	\$797		\$911	\$1,004		\$1,018	\$1,120	7 15/16	39	49 11/16	64	13
VST3650WP	\$349			\$459			\$521			7 15/16	36	49 11/16	59	12
VSV3650WP		\$695	\$765		\$875	\$964		\$977	\$1,076	7 15/16	36	49 11/16	59	12
VST3350WP	\$336			\$440			\$501			7 15/16	33	49 11/16	54	11
VSV3350WP		\$675	\$743		\$849	\$934		\$945	\$1,040	7 15/16	33	49 11/16	54	11
VST3050WP	\$313			\$416			\$473			7 15/16	30	49 11/16	49	10
VSV3050WP		\$646	\$710		\$813	\$895		\$905	\$997	7 15/16	30	49 11/16	49	10
VST2450WP	\$277			\$371			\$425			7 15/16	24	49 11/16	40	8
VSV2450WP		\$596	\$655		\$749	\$826		\$833	\$916	7 15/16	24	49 11/16	40	8
VST1850WP	\$246			\$334			\$383			7 15/16	18	49 11/16	29	6
VSV1850WP		\$551	\$606		\$692	\$761		\$765	\$817	7 15/16	18	49 11/16	29	6

To Order, Specify:

① Model Number Laminate - VST Veneer - VSV

- ② Worksurface Material (see page [VI3](#))
 - a.) TFL
 - b.) HPL
- ③ Laminate Color (see page [VI3](#))
 - a.) Worksurface Color
 - b.) Chassis Color
 - c.) Drawer Color
- ④ Finish Color (see page [VI1](#))

- ④ Edge Profile (see page [VI4](#))
- ⑤ Pull Style and Color (see page [VI5](#))
- ⑥ Optional Grommet Location & Color (see page [VI6](#))
- ⑦ Other Product Options (see page [VI10](#))
- ⑧ Accessories (see page [VS314](#))
- ⑨ Power and Data Options (see page [VS324](#))



42 1/2" h Wall Panel

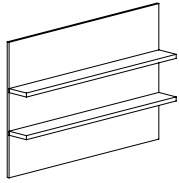
- use with standard height surfaces for 72" overall height (nothing above)
- specify number of shelves, shelf locations, shelf color (contrasting shelves on laminate models only)
- reference planning pages for shelf location options
- laminate wall panels are horizontal grain
- veneer wall panels are vertical grain

shown with two shelves

Model	No Shelves			One Shelf			Two Shelves			D	W	H	CTN WT	CU FT
	Laminate	Essentials Veneer	Artisan Veneer	Laminate	Essentials Veneer	Artisan Veneer	Laminate	Essentials Veneer	Artisan Veneer					
VST6042WP	\$480			\$618			\$700			7 ¹⁵ / ₁₆	60	42 ¹ / ₂	87	16
VSV6042WP		\$864	\$949		\$1,094	\$1,204		\$1,231	\$1,354	7 ¹⁵ / ₁₆	60	42 ¹ / ₂	87	16
VST5442WP	\$449			\$579			\$656			7 ¹⁵ / ₁₆	54	42 ¹ / ₂	78	15
VSV5442WP		\$820	\$902		\$1,038	\$1,143		\$1,164	\$1,281	7 ¹⁵ / ₁₆	54	42 ¹ / ₂	78	15
VST4842WP	\$397			\$523			\$595			7 ¹⁵ / ₁₆	48	42 ¹ / ₂	70	13
VSV4842WP		\$757	\$833		\$963	\$1,058		\$1,081	\$1,190	7 ¹⁵ / ₁₆	48	42 ¹ / ₂	70	13
VST4242WP	\$358			\$475			\$542			7 ¹⁵ / ₁₆	42	42 ¹ / ₂	60	12
VSV4242WP		\$706	\$777		\$898	\$987		\$1,008	\$1,109	7 ¹⁵ / ₁₆	42	42 ¹ / ₂	60	12
VST3942WP	\$347			\$461			\$525			7 ¹⁵ / ₁₆	39	42 ¹ / ₂	56	11
VSV3942WP		\$688	\$757		\$874	\$963		\$979	\$1,078	7 ¹⁵ / ₁₆	39	42 ¹ / ₂	56	11
VST3642WP	\$326			\$436			\$498			7 ¹⁵ / ₁₆	36	42 ¹ / ₂	54	10
VSV3642WP		\$660	\$728		\$840	\$925		\$941	\$1,035	7 ¹⁵ / ₁₆	36	42 ¹ / ₂	54	10
VST3342WP	\$314			\$421			\$480			7 ¹⁵ / ₁₆	33	42 ¹ / ₂	49	9
VSV3342WP		\$643	\$708		\$816	\$898		\$913	\$1,005	7 ¹⁵ / ₁₆	33	42 ¹ / ₂	49	9
VST3042WP	\$293			\$396			\$454			7 ¹⁵ / ₁₆	30	42 ¹ / ₂	46	9
VSV3042WP		\$615	\$678		\$784	\$864		\$875	\$964	7 ¹⁵ / ₁₆	30	42 ¹ / ₂	46	9
VST2442WP	\$260			\$357			\$409			7 ¹⁵ / ₁₆	24	42 ¹ / ₂	37	7
VSV2442WP		\$571	\$629		\$726	\$798		\$808	\$890	7 ¹⁵ / ₁₆	24	42 ¹ / ₂	37	7
VST1842WP	\$233			\$324			\$371			7 ¹⁵ / ₁₆	18	42 ¹ / ₂	29	6
VSV1842WP		\$532	\$585		\$674	\$742		\$747	\$798	7 ¹⁵ / ₁₆	18	42 ¹ / ₂	29	6

To Order, Specify:

- ① Model Number Laminate - VST Veneer - VSV
- ② Worksurface Material (see page [V13](#))
 - a.) TFL
 - b.) HPL
- ③ Laminate Color (see page [V13](#))
 - a.) Worksurface Color
 - b.) Chassis Color
 - c.) Drawer Color
- ④ Edge Profile (see page [V14](#))
- ⑤ Pull Style and Color (see page [V15](#))
- ⑥ Optional Grommet Location & Color (see page [V16](#))
- ⑦ Other Product Options (see page [V110](#))
- ⑧ Accessories (see page [VS314](#))
- ⑨ Power and Data Options (see page [VS324](#))



39 3/4" h Wall Panel

- use with standard height surfaces and 14 3/4" h L-shelf for 84" overall height
- specify number of shelves, shelf locations, shelf color (contrasting shelves on laminate models only)
- reference planning pages for shelf location options
- laminate wall panels are horizontal grain
- veneer wall panels are vertical grain

shown with two shelves

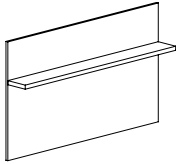
Model	No Shelves			One Shelf			Two Shelves			D	W	H	CTN WT	CU FT
	Laminate	Essentials Veneer	Artisan Veneer	Laminate	Essentials Veneer	Artisan Veneer	Laminate	Essentials Veneer	Artisan Veneer					
VST6040WP	\$468			\$599			\$678			7 15/16	60	39 3/4	79	15
VSV6040WP		\$842	\$927		\$1,063	\$1,170		\$1,199	\$1,320	7 15/16	60	39 3/4	79	15
VST5440WP	\$437			\$561			\$637			7 15/16	54	39 3/4	74	14
VSV5440WP		\$800	\$880		\$1,010	\$1,112		\$1,138	\$1,251	7 15/16	54	39 3/4	74	14
VST4840WP	\$388			\$504			\$575			7 15/16	48	39 3/4	68	13
VSV4840WP		\$741	\$815		\$937	\$1,030		\$1,055	\$1,161	7 15/16	48	39 3/4	68	13
VST4240WP	\$349			\$461			\$527			7 15/16	42	39 3/4	59	11
VSV4240WP		\$691	\$760		\$876	\$965		\$984	\$1,083	7 15/16	42	39 3/4	59	11
VST3940WP	\$338			\$446			\$509			7 15/16	39	39 3/4	55	10
VSV3940WP		\$674	\$742		\$853	\$940		\$958	\$1,054	7 15/16	39	39 3/4	55	10
VST3640WP	\$317			\$423			\$485			7 15/16	36	39 3/4	52	10
VSV3640WP		\$648	\$713		\$821	\$903		\$922	\$1,014	7 15/16	36	39 3/4	52	10
VST3340WP	\$306			\$408			\$468			7 15/16	33	39 3/4	47	9
VSV3340WP		\$632	\$695		\$799	\$879		\$895	\$983	7 15/16	33	39 3/4	47	9
VST3040WP	\$287			\$386			\$442			7 15/16	30	39 3/4	43	8
VSV3040WP		\$606	\$667		\$767	\$844		\$857	\$944	7 15/16	30	39 3/4	43	8
VST2440WP	\$255			\$347			\$399			7 15/16	24	39 3/4	35	7
VSV2440WP		\$563	\$620		\$712	\$784		\$795	\$875	7 15/16	24	39 3/4	35	7
VST1840WP	\$230			\$315			\$362			7 15/16	18	39 3/4	28	5
VSV1840WP		\$527	\$579		\$663	\$731		\$738	\$786	7 15/16	18	39 3/4	28	5

To Order, Specify:

① Model Number Laminate - VST Veneer - VSV

- ② Worksurface Material (see page [VI3](#))
 - a.) TFL
 - b.) HPL
- ③ Laminate Color (see page [VI3](#))
 - a.) Worksurface Color
 - b.) Chassis Color
 - c.) Drawer Color
- ④ Finish Color (see page [VI1](#))

- ④ Edge Profile (see page [VI4](#))
- ⑤ Pull Style and Color (see page [VI5](#))
- ⑥ Optional Grommet Location & Color (see page [VI6](#))
- ⑦ Other Product Options (see page [VI10](#))
- ⑧ Accessories (see page [VS314](#))
- ⑨ Power and Data Options (see page [VS324](#))



shown with one shelf

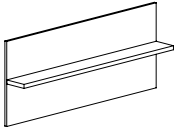
34 1/16" h Wall Panel

- use with bench height surfaces and 17 1/2" h wall mount overhead or L-shelf for 72" overall height
- specify number of shelves, shelf locations, shelf color (contrasting shelves on laminate models only)
- reference planning pages for shelf location options
- laminate wall panels are horizontal grain
- veneer wall panels are vertical grain

Model	No Shelves			One Shelf			D	W	H	CTN WT	CU FT
	Laminate	Essentials Veneer	Artisan Veneer	Laminate	Essentials Veneer	Artisan Veneer					
VST6035WP	\$440			\$572			7 15/16	60	34 1/16	62	14
VSV6035WP		\$800	\$880		\$1,022	\$1,124	7 15/16	60	34 1/16	62	14
VST5435WP	\$414			\$536			7 15/16	54	34 1/16	56	12
VSV5435WP		\$763	\$840		\$973	\$1,070	7 15/16	54	34 1/16	56	12
VST4835WP	\$365			\$485			7 15/16	48	34 1/16	50	11
VSV4835WP		\$707	\$779		\$903	\$993	7 15/16	48	34 1/16	50	11
VST4235WP	\$330			\$441			7 15/16	42	34 1/16	45	10
VSV4235WP		\$661	\$729		\$845	\$931	7 15/16	42	34 1/16	45	10
VST3935WP	\$320			\$429			7 15/16	39	34 1/16	42	9
VSV3935WP		\$647	\$711		\$826	\$908	7 15/16	39	34 1/16	42	9
VST3635WP	\$301			\$407			7 15/16	36	34 1/16	38	9
VSV3635WP		\$623	\$685		\$796	\$876	7 15/16	36	34 1/16	38	9
VST3335WP	\$291			\$393			7 15/16	33	34 1/16	36	8
VSV3335WP		\$608	\$669		\$776	\$853	7 15/16	33	34 1/16	36	8
VST3035WP	\$272			\$372			7 15/16	30	34 1/16	33	7
VSV3035WP		\$585	\$645		\$746	\$821	7 15/16	30	34 1/16	33	7
VST2435WP	\$244			\$337			7 15/16	24	34 1/16	27	6
VSV2435WP		\$546	\$602		\$695	\$765	7 15/16	24	34 1/16	27	6
VST1835WP	\$220			\$307			7 15/16	18	34 1/16	21	5
VSV1835WP		\$513	\$566		\$650	\$715	7 15/16	18	34 1/16	21	5

To Order, Specify:

- | | | |
|--|--|---|
| <p>1 Model Number</p> <p>2 Worksurface Material (see page V13)
a.) TFL
b.) HPL</p> <p>3 Laminate Color (see page V13)
a.) Worksurface Color
b.) Chassis Color
c.) Drawer Color</p> | <p>Veneer - VSV</p> <p>2 Finish Color (see page V11)</p> | <p>4 Edge Profile (see page V14)</p> <p>5 Pull Style and Color (see page V15)</p> <p>6 Optional Grommet Location & Color (see page V16)</p> <p>7 Other Product Options (see page V110)</p> <p>8 Accessories (see page VS314)</p> <p>9 Power and Data Options (see page VS324)</p> |
|--|--|---|



shown with one shelf

25" h Wall Panel

- use with standard height surfaces and 17 ½" h wall mount overhead or L-shelf for 72" overall height
- use with standard height surfaces and 29 ½" h wall mount overhead or L-shelf for 84" overall height
- specify number of shelves, shelf locations, shelf color (contrasting shelves on laminate models only)
- reference planning pages for shelf location options
- laminate wall panels are horizontal grain
- veneer wall panels are vertical grain


Model	No Shelves			One Shelf			D	W	H	CTN WT	CU FT
	Laminate	Essentials Veneer	Artisan Veneer	Laminate	Essentials Veneer	Artisan Veneer					
VST6025WP	\$395			\$511			7 15/16	60	25	50	10
VSV6025WP		\$730	\$802		\$929	\$1,021	7 15/16	60	25	50	10
VST5425WP	\$372			\$482			7 15/16	54	25	45	9
VSV5425WP		\$699	\$768		\$888	\$977	7 15/16	54	25	45	9
VST4825WP	\$329			\$434			7 15/16	48	25	40	8
VSV4825WP		\$649	\$714		\$828	\$910	7 15/16	48	25	40	8
VST4225WP	\$299			\$397			7 15/16	42	25	35	7
VSV4225WP		\$610	\$672		\$781	\$857	7 15/16	42	25	35	7
VST3925WP	\$290			\$388			7 15/16	39	25	33	7
VSV3925WP		\$600	\$659		\$764	\$841	7 15/16	39	25	33	7
VST3625WP	\$273			\$368			7 15/16	36	25	31	6
VSV3625WP		\$578	\$637		\$739	\$813	7 15/16	36	25	31	6
VST3325WP	\$265			\$358			7 15/16	33	25	29	6
VSV3325WP		\$569	\$626		\$721	\$795	7 15/16	33	25	29	6
VST3025WP	\$250			\$339			7 15/16	30	25	27	5
VSV3025WP		\$548	\$604		\$697	\$767	7 15/16	30	25	27	5
VST2425WP	\$225			\$309			7 15/16	24	25	22	5
VSV2425WP		\$518	\$569		\$656	\$720	7 15/16	24	25	22	5
VST1825WP	\$206			\$286			7 15/16	18	25	17	4
VSV1825WP		\$491	\$540		\$620	\$682	7 15/16	18	25	17	4

To Order, Specify:

- ① Model Number Laminate - VST Veneer - VSV

- ② Worksurface Material (see page [VI3](#))
 - a.) TFL
 - b.) HPL
- ③ Laminate Color (see page [VI3](#))
 - a.) Worksurface Color
 - b.) Chassis Color
 - c.) Drawer Color
- ② Finish Color (see page [VI1](#))

- ④ Edge Profile (see page [VI4](#))
- ⑤ Pull Style and Color (see page [VI5](#))
- ⑥ Optional Grommet Location & Color (see page [VI6](#))
- ⑦ Other Product Options (see page [VI10](#))
- ⑧ Accessories (see page [VS314](#))
- ⑨ Power and Data Options (see page [VS324](#))

Description	D	W	H	CTN WT	CU FT	① Model	List Price
54 ½" h Magnetic Glass Wall Panel 	7/16	60	54 ½	68	5	VSB6054WPGP	\$6,895
	7/16	54	54 ½	62	5	VSB5454WPGP	\$6,367
	7/16	48	54 ½	55	4	VSB4854WPGP	\$5,839
	7/16	42	54 ½	49	4	VSB4254WPGP	\$5,074
	7/16	39	54 ½	46	4	VSB3954WPGP	\$4,810
	7/16	36	54 ½	42	4	VSB3654WPGP	\$4,546
	7/16	33	54 ½	39	3	VSB3354WPGP	\$4,283
	7/16	30	54 ½	36	3	VSB3054WPGP	\$3,927
	7/16	24	54 ½	29	3	VSB2454WPGP	\$3,418
7/16	18	54 ½	23	2	VSB1854WPGP	\$2,909	

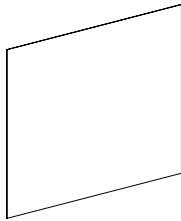
- use with standard height surfaces for 84" overall height (nothing above)
- white back painted glass wall panel are writeable
- specify white (WPG) or black (BPG) back painted glass

52 ¾" h Magnetic Glass Wall Panel 	7/16	60	52 ¾	65	5	VSB6053WPGP	\$6,698
	7/16	54	52 ¾	59	5	VSB5453WPGP	\$6,186
	7/16	48	52 ¾	53	4	VSB4853WPGP	\$5,675
	7/16	42	52 ¾	47	4	VSB4253WPGP	\$4,925
	7/16	39	52 ¾	44	4	VSB3953WPGP	\$4,671
	7/16	36	52 ¾	41	3	VSB3653WPGP	\$4,414
	7/16	33	52 ¾	38	3	VSB3353WPGP	\$4,160
	7/16	30	52 ¾	34	3	VSB3053WPGP	\$3,814
	7/16	24	52 ¾	28	2	VSB2453WPGP	\$3,320
7/16	18	52 ¾	22	2	VSB1853WPGP	\$2,827	

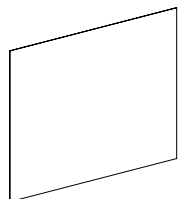
- use with bench height surfaces for 72" overall height (nothing above)
- white back painted glass wall panel are writeable
- specify white (WPG) or black (BPG) back painted glass

49 ¾" h Magnetic Glass Wall Panel 	7/16	60	49 ¾	62	5	VSB6050WPGP	\$6,462
	7/16	54	49 ¾	56	5	VSB5450WPGP	\$5,969
	7/16	48	49 ¾	50	4	VSB4850WPGP	\$5,478
	7/16	42	49 ¾	45	4	VSB4250WPGP	\$4,750
	7/16	39	49 ¾	42	3	VSB3950WPGP	\$4,505
	7/16	36	49 ¾	39	3	VSB3650WPGP	\$4,257
	7/16	33	49 ¾	36	3	VSB3350WPGP	\$4,012
	7/16	30	49 ¾	33	3	VSB3050WPGP	\$3,677
	7/16	24	49 ¾	27	2	VSB2450WPGP	\$3,203
7/16	18	49 ¾	21	2	VSB1850WPGP	\$2,730	

- use with bench height surface and 14 ¾" Wall Mount Single Shelf for 84" overall height
- white back painted glass wall panel are writeable
- specify white (WPG) or black (BPG) back painted glass

Description	D	W	H	CTN WT	CU FT	① Model	List Price
42 ½" h Magnetic Glass Wall Panel 	7/16	60	42 ½	54	4	VSB6042WPGP	\$5,861
	7/16	54	42 ½	49	4	VSB5442WPGP	\$5,193
	7/16	48	42 ½	44	4	VSB4842WPGP	\$4,751
	7/16	42	42 ½	39	3	VSB4242WPGP	\$4,299
	7/16	39	42 ½	36	3	VSB3942WPGP	\$4,079
	7/16	36	42 ½	34	3	VSB3642WPGP	\$3,860
	7/16	33	42 ½	31	3	VSB3342WPGP	\$3,637
	7/16	30	42 ½	28	3	VSB3042WPGP	\$3,326
	7/16	24	42 ½	23	2	VSB2442WPGP	\$2,903
7/16	18	42 ½	18	2	VSB1842WPGP	\$2,286	

- use alone with standard height surfaces for 72" overall height
- white back painted glass wall panel are writeable
- specify white (WPG) or black (BPG) back painted glass

39¾" h Magnetic Glass Wall Panel 	7/16	60	39 ¾	51	4	VSB6040WPGP	\$5,626
	7/16	54	39 ¾	46	4	VSB5440WPGP	\$4,977
	7/16	48	39 ¾	41	3	VSB4840WPGP	\$4,556
	7/16	42	39 ¾	36	3	VSB4240WPGP	\$4,125
	7/16	39	39 ¾	34	3	VSB3940WPGP	\$3,914
	7/16	36	39 ¾	32	3	VSB3640WPGP	\$3,702
	7/16	33	39 ¾	29	3	VSB3340WPGP	\$3,491
	7/16	30	39 ¾	27	2	VSB3040WPGP	\$3,189
	7/16	24	39 ¾	22	2	VSB2440WPGP	\$2,785
7/16	18	39 ¾	17	2	VSB1840WPGP	\$2,188	

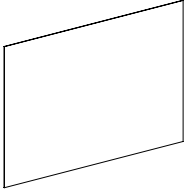
- use with standard height surfaces and 14¾" Wall Mount Single Shelf for 84" overall height
- white back painted glass wall panel are writeable
- specify white (WPG) or black (BPG) back painted glass

To Order, Specify:

① Model Number Laminate - VST Veneer - VSV

- ② Worksurface Material (see page [VI3](#))
 - a.) TFL
 - b.) HPL
- ③ Laminate Color (see page [VI3](#))
 - a.) Worksurface Color
 - b.) Chassis Color
 - c.) Drawer Color
- ② Finish Color (see page [VI1](#))


- ④ Edge Profile (see page [VI4](#))
- ⑤ Pull Style and Color (see page [VI5](#))
- ⑥ Optional Grommet Location & Color (see page [VI6](#))
- ⑦ Other Product Options (see page [VI10](#))
- ⑧ Accessories (see page [VS314](#))
- ⑨ Power and Data Options (see page [VS324](#))

Description	D	W	H	CTN WT	CU FT	① Model	List Price
34 1/16" h Magnetic Glass Wall Panel 	7/16	60	34 1/16	45	4	VSB6035WPGP	\$4,781
	7/16	54	34 1/16	41	3	VSB5435WPGP	\$4,413
	7/16	48	34 1/16	36	3	VSB4835WPGP	\$4,046
	7/16	42	34 1/16	32	3	VSB4235WPGP	\$3,669
	7/16	39	34 1/16	30	3	VSB3935WPGP	\$3,487
	7/16	36	34 1/16	28	2	VSB3635WPGP	\$3,301
	7/16	33	34 1/16	26	2	VSB3335WPGP	\$3,117
	7/16	30	34 1/16	24	2	VSB3035WPGP	\$2,934
	7/16	24	34 1/16	19	2	VSB2435WPGP	\$2,566
	7/16	18	34 1/16	15	2	VSB1835WPGP	\$2,006


- use with bench height surfaces and 17 1/2" Overhead Shelf or Wall Mount Single Shelf for 72" overall height
- use with bench height surfaces and 29 1/2" Overhead Shelf or Wall Mount Double Shelf for 84" overall height
- white back painted glass wall panel are writeable
- specify white (WPG) or black (BPG) back painted glass

25" h Magnetic Glass Wall Panel 	7/16	60	25	33	3	VSB6025WPGP	\$3,955
	7/16	54	25	30	3	VSB5425WPGP	\$3,655
	7/16	48	25	27	2	VSB4825WPGP	\$3,357
	7/16	42	25	24	2	VSB4225WPGP	\$3,048
	7/16	39	25	22	2	VSB3925WPGP	\$2,900
	7/16	36	25	21	2	VSB3625WPGP	\$2,750
	7/16	33	25	19	2	VSB3325WPGP	\$2,601
	7/16	30	25	18	2	VSB3025WPGP	\$2,258
	7/16	24	25	14	1	VSB2425WPGP	\$1,960
	7/16	18	25	11	1	VSB1825WPGP	\$1,663

- use with standard height surfaces and 17 1/2" Overhead Shelf or Wall Mount Single Shelf for 72" overall height
- use with standard height surfaces and 29 1/2" Overhead Shelf or Wall Mount Double Shelf for 84" overall height
- white back painted glass wall panel are writeable
- specify white (WPG) or black (BPG) back painted glass

Description	D	W	H	CTN WT	CU FT	① Model	List Price
54 ½" h Laminate Markerboard Wall Panel 	1	60	54 ½	72	7	VSB6054WPMB	\$1,616
	1	54	54 ½	65	6	VSB5454WPMB	\$1,478
	1	48	54 ½	58	5	VSB4854WPMB	\$1,313
	1	42	54 ½	51	5	VSB4254WPMB	\$1,167
	1	39	54 ½	48	5	VSB3954WPMB	\$1,104
	1	36	54 ½	45	4	VSB3654WPMB	\$1,026
	1	33	54 ½	42	4	VSB3354WPMB	\$964
	1	30	54 ½	39	4	VSB3054WPMB	\$889
	1	24	54 ½	32	3	VSB2454WPMB	\$748
	1	18	54 ½	25	2	VSB1854WPMB	\$614

- use with standard height surfaces for 84" h overall height (nothing above)

52 ¾" h Laminate Markerboard Wall Panel 	1	60	52 ¾	70	6	VSB6053WPMB	\$1,563
	1	54	52 ¾	63	6	VSB5453WPMB	\$1,430
	1	48	52 ¾	56	5	VSB4853WPMB	\$1,273
	1	42	52 ¾	49	5	VSB4253WPMB	\$1,130
	1	39	52 ¾	46	4	VSB3953WPMB	\$1,069
	1	36	52 ¾	43	4	VSB3653WPMB	\$994
	1	33	52 ¾	40	4	VSB3353WPMB	\$935
	1	30	52 ¾	37	4	VSB3053WPMB	\$864
	1	24	52 ¾	30	3	VSB2453WPMB	\$728
	1	18	52 ¾	23	2	VSB1853WPMB	\$601


- use with 19 ¾" h credenza for 72" h overall height (nothing above)

To Order, Specify:

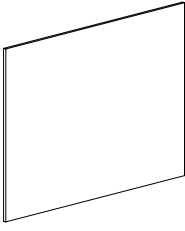
① Model Number Laminate - VST Veneer - VSV

- ② Worksurface Material (see page [VI3](#))
 - a.) TFL
 - b.) HPL
- ③ Laminate Color (see page [VI3](#))
 - a.) Worksurface Color
 - b.) Chassis Color
 - c.) Drawer Color
- ② Finish Color (see page [VI1](#))

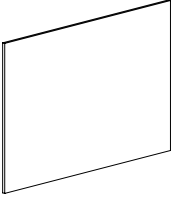
- ④ Edge Profile (see page [VI4](#))
- ⑤ Pull Style and Color (see page [VI5](#))
- ⑥ Optional Grommet Location & Color (see page [VI6](#))
- ⑦ Other Product Options (see page [VI10](#))
- ⑧ Accessories (see page [VS314](#))
- ⑨ Power and Data Options (see page [VS324](#))

Description	D	W	H	CTN WT	CU FT	① Model	List Price
49 1/16"h Laminate Markerboard Wall Panel 	1	60	49 7/16	68	6	VSB6050WPMB	\$1,502
	1	54	49 7/16	61	6	VSB5450WPMB	\$1,375
	1	48	49 7/16	54	5	VSB4850WPMB	\$1,223
	1	42	49 7/16	47	4	VSB4250WPMB	\$1,086
	1	39	49 7/16	44	4	VSB3950WPMB	\$1,027
	1	36	49 7/16	41	4	VSB3650WPMB	\$958
	1	33	49 7/16	38	4	VSB3350WPMB	\$900
	1	30	49 7/16	35	3	VSB3050WPMB	\$833
	1	24	49 7/16	28	3	VSB2450WPMB	\$703
	1	18	49 7/16	21	2	VSB1850WPMB	\$580

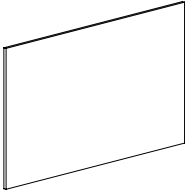
- use with 19 3/16"h credenza and 14 3/4"h L-Shelf for 84"h overall height (nothing above)

42 1/2"h Laminate Markerboard Wall Panel 	1	60	42 1/2	59	5	VSB6042WPMB	\$1,337
	1	54	42 1/2	53	5	VSB5442WPMB	\$1,226
	1	48	42 1/2	47	4	VSB4842WPMB	\$1,092
	1	42	42 1/2	42	4	VSB4242WPMB	\$971
	1	39	42 1/2	39	4	VSB3942WPMB	\$922
	1	36	42 1/2	36	3	VSB3642WPMB	\$860
	1	33	42 1/2	33	3	VSB3342WPMB	\$809
	1	30	42 1/2	30	3	VSB3042WPMB	\$748
	1	24	42 1/2	25	3	VSB2442WPMB	\$635
	1	18	42 1/2	19	2	VSB1842WPMB	\$531

- use with standard height surfaces for 72"h overall height (nothing above)

39 3/4"h Laminate Markerboard Wall Panel 	1	60	39 3/4	55	5	VSB6040WPMB	\$1,275
	1	54	39 3/4	50	5	VSB5440WPMB	\$1,170
	1	48	39 3/4	44	4	VSB4840WPMB	\$1,041
	1	42	39 3/4	39	4	VSB4240WPMB	\$929
	1	39	39 3/4	37	3	VSB3940WPMB	\$881
	1	36	39 3/4	34	3	VSB3640WPMB	\$822
	1	33	39 3/4	31	3	VSB3340WPMB	\$775
	1	30	39 3/4	29	3	VSB3040WPMB	\$717
	1	24	39 3/4	23	2	VSB2440WPMB	\$610
	1	18	39 3/4	18	2	VSB1840WPMB	\$512

- use with 29 1/2"h credenza and 14 3/4"h L-Shelf for 84"h overall height (nothing above)

Description	D	W	H	CTN WT	CU FT	① Model	List Price
34 1/16" h Laminate Markerboard Wall Panel 	1	60	34 1/16	48	4	VSB6035WPMB	\$1,156
	1	54	34 1/16	44	4	VSB5435WPMB	\$1,062
	1	48	34 1/16	40	4	VSB4835WPMB	\$945
	1	42	34 1/16	35	3	VSB4235WPMB	\$843
	1	39	34 1/16	32	3	VSB3935WPMB	\$802
	1	36	34 1/16	30	3	VSB3635WPMB	\$749
	1	33	34 1/16	28	3	VSB3335WPMB	\$708
	1	30	34 1/16	25	3	VSB3035WPMB	\$657
	1	24	34 1/16	21	2	VSB2435WPMB	\$562
	1	18	34 1/16	16	2	VSB1835WPMB	\$474

- use with bench height surfaces and 17 1/2" h wall mount overhead or L-shelf for 72" h overall height
- use with bench height surfaces and 29 1/2" h wall mount overhead or L-shelf for 84" h overall height

25" h Laminate Markerboard Wall Panel 	1	60	25	37	3	VSB6025WPMB	\$937
	1	54	25	33	3	VSB5425WPMB	\$866
	1	48	25	29	3	VSB4825WPMB	\$770
	1	42	25	27	3	VSB4225WPMB	\$691
	1	39	25	25	2	VSB3925WPMB	\$659
	1	36	25	23	2	VSB3625WPMB	\$618
	1	33	25	21	2	VSB3325WPMB	\$587
	1	30	25	19	2	VSB3025WPMB	\$546
	1	24	25	16	2	VSB2425WPMB	\$473
	1	18	25	13	1	VSB1825WPMB	\$409


- use with standard height surfaces and 17 1/2" h wall mount overhead or L-shelf for 72" h overall height
- use with standard height surfaces and 29 1/2" h wall mount overhead or L-shelf for 84" h overall height


To Order, Specify:


① Model Number Laminate - VST Veneer - VSV


- ② Worksurface Material (see page [VI3](#))
 - a.) TFL
 - b.) HPL
- ③ Laminate Color (see page [VI3](#))
 - a.) Worksurface Color
 - b.) Chassis Color
 - c.) Drawer Color
- ② Finish Color (see page [VI1](#))

- ④ Edge Profile (see page [VI4](#))
- ⑤ Pull Style and Color (see page [VI5](#))
- ⑥ Optional Grommet Location & Color (see page [VI6](#))
- ⑦ Other Product Options (see page [VI10](#))
- ⑧ Accessories (see page [VS314](#))
- ⑨ Power and Data Options (see page [VS324](#))


Description	D	W	H	CTN WT	CU FT	① Model	List Price Per Grade
54 ½" h Tackable Wall Panel	1	48	54½	30	5	VSB4854WPTK	COM \$865
 <ul style="list-style-type: none"> • use with 29 ½" h credenza for 84" overall height (nothing above) • com ydg: 1 ¾ 							A \$944
							B \$960
							C \$1,008
							D \$1,075
							E \$1,135
							F \$1,203
							G \$1,284
							H \$1,407
							I \$1,447
							J \$1,553

54 ½" h Tackable Wall Panel	1	42	54½	26	5	VSB4254WPTK	COM \$788
 <ul style="list-style-type: none"> • use with 29 ½" h credenza for 84" overall height (nothing above) • com ydg: 1 ¾ 							A \$868
							B \$884
							C \$932
							D \$998
							E \$1,058
							F \$1,127
							G \$1,209
							H \$1,330
							I \$1,370
							J \$1,475

54 ½" h Tackable Wall Panel	1	39	54½	24	5	VSB3954WPTK	COM \$759
 <ul style="list-style-type: none"> • use with 29 ½" h credenza for 84" overall height (nothing above) • com ydg: 1 ¾ 							A \$838
							B \$854
							C \$902
							D \$969
							E \$1,028
							F \$1,096
							G \$1,178
							H \$1,300
							I \$1,338
							J \$1,444


54 ½" h Tackable Wall Panel	1	36	54½	22	4	VSB3654WPTK	COM \$718
 <ul style="list-style-type: none"> • use with 29 ½" h credenza for 84" overall height (nothing above) • com ydg: 1 ¾ 							A \$798
							B \$815
							C \$863
							D \$929
							E \$988
							F \$1,057
							G \$1,139
							H \$1,261
							I \$1,299
							J \$1,403

Description	D	W	H	CTN WT	CU FT	① Model	List Price Per Grade
54 ½" h Tackable Wall Panel	1	33	54½	20	4	VSB3354WPTK	COM \$692 A \$772 B \$788 C \$836 D \$902 E \$963 F \$1,032 G \$1,113 H \$1,234 I \$1,272 J \$1,377




- use with 29 ½" h credenza for 84" overall height (nothing above)
- com ydg: 1 ¾

54 ½" h Tackable Wall Panel	1	30	54½	19	4	VSB3054WPTK	COM \$651 A \$731 B \$747 C \$795 D \$862 E \$921 F \$989 G \$1,071 H \$1,192 I \$1,230 J \$1,334
------------------------------------	---	----	-----	----	---	--------------------	--




- use with 29 ½" h credenza for 84" overall height (nothing above)
- com ydg: 1 ¾

54 ½" h Tackable Wall Panel	1	24	54½	15	3	VSB2454WPTK	COM \$581 A \$662 B \$678 C \$726 D \$792 E \$852 F \$921 G \$1,003 H \$1,122 I \$1,160 J \$1,263
------------------------------------	---	----	-----	----	---	--------------------	--



- use with 29 ½" h credenza for 84" overall height (nothing above)
- com ydg: 1 ¾

54 ½" h Tackable Wall Panel	1	18	54½	11	2	VSB1854WPTK	COM \$521 A \$600 B \$615 C \$663 D \$730 E \$791 F \$860 G \$941 H \$1,060 I \$1,096 J \$1,199
------------------------------------	---	----	-----	----	---	--------------------	--




- use with 29 ½" h credenza for 84" overall height (nothing above)
- com ydg: 1 ¾


To Order, Specify:


① Model Number


② Fabric Selection: vendor, pattern, color


Visit www.jsifurniture.com/finishes-and-materials/textiles for our textiles program. See selection of standard and graded in manufacturers and patterns.


Description	D	W	H	CTN WT	CU FT	① Model	List Price Per Grade
52 3/16" h Tackable Wall Panel	1	48	52 3/16	28	5	VSB4853WPTK	COM \$846
 <ul style="list-style-type: none"> • use with 19 13/16" h credenza for 72" overall height (nothing above) • com ydg: 1 3/4 							A \$926
							B \$943
							C \$989
							D \$1,056
							E \$1,117
							F \$1,186
							G \$1,267
							H \$1,389
							I \$1,429
							J \$1,535


52 3/16" h Tackable Wall Panel	1	42	52 3/16	25	5	VSB4253WPTK	COM \$772
 <ul style="list-style-type: none"> • use with 19 13/16" h credenza for 72" overall height (nothing above) • com ydg: 1 3/4 							A \$852
							B \$869
							C \$916
							D \$982
							E \$1,043
							F \$1,112
							G \$1,193
							H \$1,316
							I \$1,354
							J \$1,459


52 3/16" h Tackable Wall Panel	1	39	52 3/16	23	4	VSB3953WPTK	COM \$745
 <ul style="list-style-type: none"> • use with 19 13/16" h credenza for 72" overall height (nothing above) • com ydg: 1 3/4 							A \$824
							B \$841
							C \$888
							D \$954
							E \$1,015
							F \$1,084
							G \$1,165
							H \$1,288
							I \$1,326
							J \$1,430

52 3/16" h Tackable Wall Panel	1	36	52 3/16	21	4	VSB3653WPTK	COM \$706
 <ul style="list-style-type: none"> • use with 19 13/16" h credenza for 72" overall height (nothing above) • com ydg: 1 3/4 							A \$785
							B \$801
							C \$848
							D \$915
							E \$976
							F \$1,044
							G \$1,125
							H \$1,247
							I \$1,285
							J \$1,389

Description	D	W	H	CTN WT	CU FT	① Model	List Price Per Grade
52 3/16" h Tackable Wall Panel	1	33	52 3/16	20	4	VSB3353WPTK	COM \$678
 <ul style="list-style-type: none"> • use with 19 1/16" h credenza for 72" overall height (nothing above) • com ydg: 1 3/4 							A \$758
							B \$774
							C \$821
							D \$887
							E \$948
							F \$1,016
							G \$1,097
							H \$1,219
							I \$1,257
							J \$1,361

52 3/16" h Tackable Wall Panel	1	30	52 3/16	18	4	VSB3053WPTK	COM \$640
 <ul style="list-style-type: none"> • use with 19 1/16" h credenza for 72" overall height (nothing above) • com ydg: 1 3/4 							A \$719
							B \$736
							C \$784
							D \$849
							E \$910
							F \$979
							G \$1,060
							H \$1,182
							I \$1,219
							J \$1,323

52 3/16" h Tackable Wall Panel	1	24	52 3/16	14	3	VSB2453WPTK	COM \$573
 <ul style="list-style-type: none"> • use with 19 1/16" h credenza for 72" overall height (nothing above) • com ydg: 1 3/4 							A \$652
							B \$669
							C \$716
							D \$783
							E \$843
							F \$911
							G \$993
							H \$1,114
							I \$1,150
							J \$1,254


52 3/16" h Tackable Wall Panel	1	18	52 3/16	11	2	VSB1853WPTK	COM \$514
 <ul style="list-style-type: none"> • use with 19 1/16" h credenza for 72" overall height (nothing above) • com ydg: 1 3/4 							A \$595
							B \$610
							C \$658
							D \$724
							E \$785
							F \$853
							G \$935
							H \$1,055
							I \$1,091
							J \$1,194

To Order, Specify:


① Model Number

② Fabric Selection: vendor, pattern, color


Visit www.jsifurniture.com/finishes-and-materials/textiles for our textiles program. See selection of standard and graded in manufacturers and patterns.

Description	D	W	H	CTN WT	CU FT	① Model	List Price Per Grade
49 7/16" h Tackable Wall Panel	1	48	49 7/16	27	5	VSB4850WPTK	COM \$808
							A \$876
							B \$890
							C \$931
							D \$987
							E \$1,040
							F \$1,097
							G \$1,169
							H \$1,275
							I \$1,309
							J \$1,400


- use with 19 13/16" h credenza and 14 3/4" h L-shelf for 84" overall height
- com ydg: 1 1/2

49 7/16" h Tackable Wall Panel	1	42	49 7/16	24	4	VSB4250WPTK	COM \$738
							A \$806
							B \$819
							C \$861
							D \$917
							E \$970
							F \$1,028
							G \$1,097
							H \$1,203
							I \$1,238
							J \$1,327


- use with 19 13/16" h credenza and 14 3/4" h L-shelf for 84" overall height
- com ydg: 1 1/2


49 7/16" h Tackable Wall Panel	1	39	49 7/16	22	4	VSB3950WPTK	COM \$710
							A \$777
							B \$793
							C \$833
							D \$889
							E \$942
							F \$1,001
							G \$1,070
							H \$1,175
							I \$1,210
							J \$1,299


- use with 19 13/16" h credenza and 14 3/4" h L-shelf for 84" overall height
- com ydg: 1 1/2


49 7/16" h Tackable Wall Panel	1	36	49 7/16	20	4	VSB3650WPTK	COM \$673
							A \$740
							B \$755
							C \$795
							D \$851
							E \$904
							F \$963
							G \$1,033
							H \$1,138
							I \$1,171
							J \$1,261

- use with 19 13/16" h credenza and 14 3/4" h L-shelf for 84" overall height
- com ydg: 1 1/2

Description	D	W	H	CTN WT	CU FT	① Model	List Price Per Grade
49 7/16" h Tackable Wall Panel	1	33	49 7/16	19	4	VSB3350WPTK	COM \$648
 <ul style="list-style-type: none"> • use with 19 13/16" h credenza and 14 3/4" h L-shelf for 84" overall height • com ydg: 1 1/2 							A \$716
							B \$731
							C \$771
							D \$828
							E \$879
							F \$938
							G \$1,008
							H \$1,113
							I \$1,146
							J \$1,236

49 7/16" h Tackable Wall Panel	1	30	49 7/16	17	3	VSB3050WPTK	COM \$610
 <ul style="list-style-type: none"> • use with 19 13/16" h credenza and 14 3/4" h L-shelf for 84" overall height • com ydg: 1 1/2 							A \$679
							B \$693
							C \$734
							D \$791
							E \$842
							F \$901
							G \$971
							H \$1,076
							I \$1,108
							J \$1,197

49 7/16" h Tackable Wall Panel	1	24	49 7/16	14	3	VSB2450WPTK	COM \$544
 <ul style="list-style-type: none"> • use with 19 13/16" h credenza and 14 3/4" h L-shelf for 84" overall height • com ydg: 1 1/2 							A \$612
							B \$627
							C \$667
							D \$724
							E \$776
							F \$835
							G \$905
							H \$1,008
							I \$1,040
							J \$1,129


49 7/16" h Tackable Wall Panel	1	18	49 7/16	10	2	VSB1850WPTK	COM \$489
 <ul style="list-style-type: none"> • use with 19 13/16" h credenza and 14 3/4" h L-shelf for 84" overall height • com ydg: 1 1/2 							A \$556
							B \$571
							C \$610
							D \$667
							E \$719
							F \$779
							G \$848
							H \$951
							I \$983
							J \$1,072


To Order, Specify:

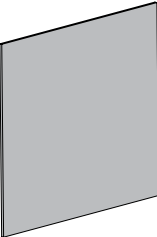
① Model Number


② Fabric Selection: vendor, pattern, color

Visit www.jsifurniture.com/finishes-and-materials/textiles for our textiles program. See selection of standard and graded in manufacturers and patterns.


Description	D	W	H	CTN WT	CU FT	① Model	List Price Per Grade
42 ½" h Tackable Wall Panel	1	48	42½	23	4	VSB4842WPTK	COM \$749
 <ul style="list-style-type: none"> • use with 29 ½" h credenza for 72" overall height (nothing above) • com ydg: 1 ½ 							A \$818
							B \$833
							C \$872
							D \$929
							E \$981
							F \$1,040
							G \$1,110
							H \$1,216
							I \$1,249
							J \$1,339

42 ½" h Tackable Wall Panel	1	42	42½	20	4	VSB4242WPTK	COM \$684
 <ul style="list-style-type: none"> • use with 29 ½" h credenza for 72" overall height (nothing above) • com ydg: 1 ½ 							A \$753
							B \$767
							C \$808
							D \$865
							E \$916
							F \$975
							G \$1,044
							H \$1,149
							I \$1,183
							J \$1,273

42 ½" h Tackable Wall Panel	1	39	42½	19	4	VSB3942WPTK	COM \$662
 <ul style="list-style-type: none"> • use with 29 ½" h credenza for 72" overall height (nothing above) • com ydg: 1 ½ 							A \$731
							B \$744
							C \$785
							D \$842
							E \$895
							F \$953
							G \$1,023
							H \$1,127
							I \$1,160
							J \$1,250


42 ½" h Tackable Wall Panel	1	36	42½	17	3	VSB3642WPTK	COM \$629
 <ul style="list-style-type: none"> • use with 29 ½" h credenza for 72" overall height (nothing above) • com ydg: 1 ½ 							A \$696
							B \$710
							C \$750
							D \$808
							E \$861
							F \$919
							G \$988
							H \$1,092
							I \$1,125
							J \$1,216

Description	D	W	H	CTN WT	CU FT	① Model	List Price Per Grade
42 ½" h Tackable Wall Panel	1	33	42½	16	3	VSB3342WPTK	COM \$606 A \$675 B \$689 C \$729 D \$786 E \$838 F \$897 G \$967 H \$1,070 I \$1,104 J \$1,193




- use with 29 ½" h credenza for 72" overall height (nothing above)
- com ydg: 1 ½

42 ½" h Tackable Wall Panel	1	30	42½	15	3	VSB3042WPTK	COM \$573 A \$641 B \$656 C \$696 D \$753 E \$804 F \$864 G \$933 H \$1,037 I \$1,070 J \$1,159
------------------------------------	---	----	-----	----	---	--------------------	--




- use with 29 ½" h credenza for 72" overall height (nothing above)
- com ydg: 1 ½

42 ½" h Tackable Wall Panel	1	24	42½	12	3	VSB2442WPTK	COM \$515 A \$583 B \$598 C \$638 D \$695 E \$747 F \$807 G \$876 H \$979 I \$1,011 J \$1,101
------------------------------------	---	----	-----	----	---	--------------------	--



- use with 29 ½" h credenza for 72" overall height (nothing above)
- com ydg: 1 ½

42 ½" h Tackable Wall Panel	1	18	42½	9	2	VSB1842WPTK	COM \$466 A \$534 B \$548 C \$589 D \$646 E \$697 F \$757 G \$826 H \$929 I \$960 J \$1,049
------------------------------------	---	----	-----	---	---	--------------------	--




- use with 29 ½" h credenza for 72" overall height (nothing above)
- com ydg: 1 ½


To Order, Specify:


① Model Number


② Fabric Selection: vendor, pattern, color


Visit www.jsifurniture.com/finishes-and-materials/textiles for our textiles program. See selection of standard and graded in manufacturers and patterns.


Description	D	W	H	CTN WT	CU FT	① Model	List Price Per Grade
39 3/4" h Tackable Wall Panel	1	48	39 3/4	22	4	VSB4840WPTK	COM \$711
 <ul style="list-style-type: none"> • use with 29 1/2" h credenza and 14 3/4" h L-shelf for 84" overall height • com ydg: 1 1/4 							A \$768
							B \$780
							C \$813
							D \$862
							E \$904
							F \$953
							G \$1,011
							H \$1,101
							I \$1,129
							J \$1,205


39 3/4" h Tackable Wall Panel	1	42	39 3/4	19	4	VSB4240WPTK	COM \$650
 <ul style="list-style-type: none"> • use with 29 1/2" h credenza and 14 3/4" h L-shelf for 84" overall height • com ydg: 1 1/4 							A \$707
							B \$718
							C \$753
							D \$800
							E \$843
							F \$892
							G \$950
							H \$1,039
							I \$1,067
							J \$1,143


39 3/4" h Tackable Wall Panel	1	39	39 3/4	18	3	VSB3940WPTK	COM \$629
 <ul style="list-style-type: none"> • use with 29 1/2" h credenza and 14 3/4" h L-shelf for 84" overall height • com ydg: 1 1/4 							A \$685
							B \$697
							C \$731
							D \$777
							E \$821
							F \$870
							G \$929
							H \$1,016
							I \$1,044
							J \$1,120

39 3/4" h Tackable Wall Panel	1	36	39 3/4	16	3	VSB3640WPTK	COM \$597
 <ul style="list-style-type: none"> • use with 29 1/2" h credenza and 14 3/4" h L-shelf for 84" overall height • com ydg: 1 1/4 							A \$654
							B \$665
							C \$699
							D \$745
							E \$789
							F \$839
							G \$897
							H \$984
							I \$1,012
							J \$1,087

Description	D	W	H	CTN WT	CU FT	① Model	List Price Per Grade
39 ¾" h Tackable Wall Panel	1	33	39¾	15	3	VSB3340WPTK	COM \$574
 <ul style="list-style-type: none"> • use with 29 ½" h credenza and 14 ¾" h L-shelf for 84" overall height • com ydg: 1 ¼ 							A \$631
							B \$642
							C \$677
							D \$724
							E \$767
							F \$816
							G \$874
							H \$961
							I \$989
							J \$1,064

39 ¾" h Tackable Wall Panel	1	30	39¾	14	3	VSB3040WPTK	COM \$542
 <ul style="list-style-type: none"> • use with 29 ½" h credenza and 14 ¾" h L-shelf for 84" overall height • com ydg: 1 ¼ 							A \$599
							B \$610
							C \$645
							D \$692
							E \$735
							F \$784
							G \$842
							H \$930
							I \$957
							J \$1,032

39 ¾" h Tackable Wall Panel	1	24	39¾	11	2	VSB2440WPTK	COM \$489
 <ul style="list-style-type: none"> • use with 29 ½" h credenza and 14 ¾" h L-shelf for 84" overall height • com ydg: 1 ¼ 							A \$545
							B \$557
							C \$590
							D \$637
							E \$681
							F \$731
							G \$788
							H \$875
							I \$902
							J \$977





39 ¾" h Tackable Wall Panel	1	18	39¾	8	2	VSB1840WPTK	COM \$441
 <ul style="list-style-type: none"> • use with 29 ½" h credenza and 14 ¾" h L-shelf for 84" overall height • com ydg: 1 ¼ 							A \$499
							B \$509
							C \$544
							D \$592
							E \$635
							F \$683
							G \$742
							H \$828
							I \$854
							J \$929

To Order, Specify:


① Model Number

② Fabric Selection: vendor, pattern, color

Visit www.jsifurniture.com/finishes-and-materials/textiles for our textiles program. See selection of standard and graded in manufacturers and patterns.


Description	D	W	H	CTN WT	CU FT	① Model	List Price Per Grade
34 1/16" h Tackable Wall Panel 	1	48	34 1/16	19	4	VSB4835WPTK	COM \$669
	<ul style="list-style-type: none"> • use with 19 13/16" h credenza and 17 1/2" h wall mount overhead or L-shelf for 72" overall height • use with 19 13/16" h credenza and 29 1/2" h wall mount overhead or L-shelf for 84" overall height • com ydg: 1 1/4 						A \$727 B \$738 C \$771 D \$818 E \$863 F \$911 G \$970 H \$1,057 I \$1,086 J \$1,162
34 1/16" h Tackable Wall Panel 	1	42	34 1/16	17	3	VSB4235WPTK	COM \$611
	<ul style="list-style-type: none"> • use with 19 13/16" h credenza and 17 1/2" h wall mount overhead or L-shelf for 72" overall height • use with 19 13/16" h credenza and 29 1/2" h wall mount overhead or L-shelf for 84" overall height • com ydg: 1 1/4 						A \$668 B \$680 C \$714 D \$762 E \$804 F \$853 G \$911 H \$1,000 I \$1,028 J \$1,104
34 1/16" h Tackable Wall Panel 	1	39	34 1/16	16	3	VSB3935WPTK	COM \$595
	<ul style="list-style-type: none"> • use with 19 13/16" h credenza and 17 1/2" h wall mount overhead or L-shelf for 72" overall height • use with 19 13/16" h credenza and 29 1/2" h wall mount overhead or L-shelf for 84" overall height • com ydg: 1 1/4 						A \$651 B \$663 C \$696 D \$743 E \$787 F \$836 G \$895 H \$982 I \$1,010 J \$1,085
34 1/16" h Tackable Wall Panel 	1	36	34 1/16	14	3	VSB3635WPTK	COM \$563
	<ul style="list-style-type: none"> • use with 19 13/16" h credenza and 17 1/2" h wall mount overhead or L-shelf for 72" overall height • use with 19 13/16" h credenza and 29 1/2" h wall mount overhead or L-shelf for 84" overall height • com ydg: 1 1/4 						A \$621 B \$632 C \$665 D \$712 E \$757 F \$806 G \$864 H \$951 I \$978 J \$1,053

Description	D	W	H	CTN WT	CU FT	① Model	List Price Per Grade
34 1/16" h Tackable Wall Panel	1	33	34 1/16	13	3	VSB3335WPTK	COM \$543 A \$600 B \$611 C \$646 D \$693 E \$736 F \$785 G \$843 H \$931 I \$958 J \$1,033




- use with 19 3/16" h credenza and 17 1/2" h wall mount overhead or L-shelf for 72" overall height
- use with 19 3/16" h credenza and 29 1/2" h wall mount overhead or L-shelf for 84" overall height
- com ydg: 1 1/4

34 1/16" h Tackable Wall Panel	1	30	34 1/16	12	3	VSB3035WPTK	COM \$515 A \$573 B \$583 C \$618 D \$665 E \$709 F \$758 G \$816 H \$903 I \$930 J \$1,005
---------------------------------------	---	----	---------	----	---	--------------------	--




- use with 19 3/16" h credenza and 17 1/2" h wall mount overhead or L-shelf for 72" overall height
- use with 19 3/16" h credenza and 29 1/2" h wall mount overhead or L-shelf for 84" overall height
- com ydg: 1 1/4

34 1/16" h Tackable Wall Panel	1	24	34 1/16	10	2	VSB2435WPTK	COM \$466 A \$523 B \$534 C \$569 D \$615 E \$659 F \$708 G \$766 H \$852 I \$879 J \$954
---------------------------------------	---	----	---------	----	---	--------------------	--



- use with 19 3/16" h credenza and 17 1/2" h wall mount overhead or L-shelf for 72" overall height
- use with 19 3/16" h credenza and 29 1/2" h wall mount overhead or L-shelf for 84" overall height
- com ydg: 1 1/4

34 1/16" h Tackable Wall Panel	1	18	34 1/16	7	2	VSB1835WPTK	COM \$424 A \$480 B \$493 C \$526 D \$574 E \$616 F \$666 G \$724 H \$811 I \$837 J \$910
---------------------------------------	---	----	---------	---	---	--------------------	--




- use with 29 1/2" h credenza and 17 1/2" h wall mount overhead or L-shelf for 72" overall height
- use with 29 1/2" h credenza and 29 1/2" h wall mount overhead or L-shelf for 84" overall height
- com ydg: 1 1/4


To Order, Specify:


① Model Number


② Fabric Selection: vendor, pattern, color





Visit www.jsifurniture.com/finishes-and-materials/textiles for our textiles program. See selection of standard and graded in manufacturers and patterns.

Description	D	W	H	CTN WT	CU FT	① Model	List Price Per Grade
25" h Tackable Wall Panel  <ul style="list-style-type: none"> • use with 29 1/2" h credenza and 17 1/2" h wall mount overhead or L-shelf for 72" overall height • use with 29 1/2" h credenza and 29 1/2" h wall mount overhead or L-shelf for 84" overall height • com ydg: 1 	1	48	25	14	3	VSB4825WPTK	COM \$576
	A \$623						
	B \$631						
	C \$659						
	D \$696						
	E \$731						
	F \$770						
	G \$816						
	H \$888						
	I \$910						
	J \$972						

25" h Tackable Wall Panel  <ul style="list-style-type: none"> • use with 29 1/2" h credenza and 17 1/2" h wall mount overhead or L-shelf for 72" overall height • use with 29 1/2" h credenza and 29 1/2" h wall mount overhead or L-shelf for 84" overall height • com ydg: 1 	1	42	25	12	3	VSB4225WPTK	COM \$530
	A \$575						
	B \$585						
	C \$611						
	D \$650						
	E \$684						
	F \$724						
	G \$770						
	H \$841						
	I \$864						
	J \$924						

25" h Tackable Wall Panel  <ul style="list-style-type: none"> • use with 29 1/2" h credenza and 17 1/2" h wall mount overhead or L-shelf for 72" overall height • use with 29 1/2" h credenza and 29 1/2" h wall mount overhead or L-shelf for 84" overall height • com ydg: 1 	1	39	25	11	2	VSB3925WPTK	COM \$515
	A \$561						
	B \$571						
	C \$598						
	D \$635						
	E \$670						
	F \$709						
	G \$757						
	H \$826						
	I \$849						
	J \$909						

25" h Tackable Wall Panel  <ul style="list-style-type: none"> • use with 29 1/2" h credenza and 17 1/2" h wall mount overhead or L-shelf for 72" overall height • use with 29 1/2" h credenza and 29 1/2" h wall mount overhead or L-shelf for 84" overall height • com ydg: 1 	1	36	25	10	2	VSB3625WPTK	COM \$491
	A \$535						
	B \$545						
	C \$572						
	D \$610						
	E \$645						
	F \$683						
	G \$731						
	H \$801						
	I \$823						
	J \$883						

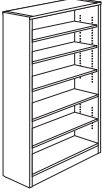
Description	D	W	H	CTN WT	CU FT	① Model	List Price Per Grade
25" h Tackable Wall Panel  <ul style="list-style-type: none"> • use with 29 1/2" h credenza and 17 1/2" h wall mount overhead or L-shelf for 72" overall height • use with 29 1/2" h credenza and 29 1/2" h wall mount overhead or L-shelf for 84" overall height • com ydg: 1 	1	33	25	10	2	VSB3325WPTK	COM \$476 A \$523 B \$532 C \$559 D \$597 E \$632 F \$670 G \$717 H \$787 I \$810 J \$870
25" h Tackable Wall Panel  <ul style="list-style-type: none"> • use with 29 1/2" h credenza and 17 1/2" h wall mount overhead or L-shelf for 72" overall height • use with 29 1/2" h credenza and 29 1/2" h wall mount overhead or L-shelf for 84" overall height • com ydg: 1 	1	30	25	9	2	VSB3025WPTK	COM \$451 A \$496 B \$505 C \$532 D \$570 E \$605 F \$643 G \$691 H \$761 I \$783 J \$843
25" h Tackable Wall Panel  <ul style="list-style-type: none"> • use with 29 1/2" h credenza and 17 1/2" h wall mount overhead or L-shelf for 72" overall height • use with 29 1/2" h credenza and 29 1/2" h wall mount overhead or L-shelf for 84" overall height • com ydg: 1 	1	24	25	7	2	VSB2425WPTK	COM \$412 A \$458 B \$467 C \$494 D \$531 E \$567 F \$605 G \$652 H \$721 I \$743 J \$803
25" h Tackable Wall Panel  <ul style="list-style-type: none"> • use with 29 1/2" h credenza and 17 1/2" h wall mount overhead or L-shelf for 72" overall height • use with 29 1/2" h credenza and 29 1/2" h wall mount overhead or L-shelf for 84" overall height • com ydg: 1 	1	18	25	5	1	VSB1825WPTK	COM \$381 A \$425 B \$435 C \$462 D \$500 E \$534 F \$573 G \$621 H \$690 I \$711 J \$770

To Order, Specify:

① Model Number

② Fabric Selection: vendor, pattern, color

Visit www.jsifurniture.com/finishes-and-materials/textiles for our textiles program. See selection of standard and graded in manufacturers and patterns.

Description	D	W	H	CTN WT	CU FT	① Model	Laminate	Essentials Veneer	Artisan Veneer
	15 7/16	35 7/8	84	181	35	VST3684BC	\$1,665		
	15 7/16	35 7/8	84	181	35	VSV3684BC		\$2,904	\$3,197
	15 7/16	29 7/8	84	170	29	VST3084BC	\$1,552		
	15 7/16	29 7/8	84	170	29	VSV3084BC		\$2,886	\$3,176

- four adjustable shelves
- one fixed shelf
- no profile edge
- unfinished backs
- secured to wall as a safety precaution

	15 7/16	35 7/8	72	155	30	VST3672BC	\$1,490		
	15 7/16	35 7/8	72	155	30	VSV3672BC		\$2,489	\$2,739
	15 7/16	29 7/8	72	145	25	VST3072BC	\$1,324		
	15 7/16	29 7/8	72	145	25	VSV3072BC		\$2,476	\$2,724

- three adjustable shelves
- one fixed shelf
- no profile edge
- unfinished backs

	15 7/16	35 7/8	55 7/16	115	23	VST3654BC	\$1,387		
	15 7/16	35 7/8	55 7/16	115	23	VSV3654BC		\$2,121	\$2,334
	15 7/16	29 7/8	55 7/16	108	20	VST3054BC	\$1,173		
	15 7/16	29 7/8	55 7/16	108	20	VSV3054BC		\$1,857	\$2,045

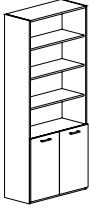
- three adjustable shelves
- no profile edge
- unfinished backs

	15 7/16	35 7/8	42	108	18	VST3642BC	\$1,279		
	15 7/16	35 7/8	42	108	18	VSV3642BC		\$1,981	\$2,182
	15 7/16	29 7/8	42	98	15	VST3042BC	\$1,025		
	15 7/16	29 7/8	42	98	15	VSV3042BC		\$1,699	\$1,869

- two adjustable shelves
- no profile edge
- unfinished backs

	15 7/16	35 7/8	29 1/2	108	13	VST3630BC	\$1,002		
	15 7/16	35 7/8	29 1/2	108	13	VSV3630BC		\$1,488	\$1,639
	15 7/16	29 7/8	29 1/2	98	11	VST3030BC	\$925		
	15 7/16	29 7/8	29 1/2	98	11	VSV3030BC		\$1,360	\$1,497

- one adjustable shelf
- no profile edge
- unfinished backs

Description	D	W	H	CTN WT	CU FT	① Model	Laminate	Essentials Veneer	Artisan Veneer
Bookcase with Bottom Doors 	16 3/16	35 7/8	84	196	35	VST3684BCD	\$2,001		
	16 3/16	35 7/8	84	196	35	VSV3684BCD		\$3,273	\$3,601
	16 3/16	29 7/8	84	182	29	VST3084BCD	\$1,873		
	16 3/16	29 7/8	84	182	29	VSV3084BCD		\$3,256	\$3,584

- three adjustable shelves (top section)
- one fixed shelf (top section)
- one adjustable shelf (bottom section)
- no profile edge
- locking available, specify and add \$53 list

Bookcase with Bottom Doors 	16 3/16	35 7/8	72	170	30	VST3672BCD	\$1,699		
	16 3/16	35 7/8	72	170	30	VSV3672BCD		\$2,860	\$3,146
	16 3/16	29 7/8	72	157	25	VST3072BCD	\$1,609		
	16 3/16	29 7/8	72	157	25	VSV3072BCD		\$2,844	\$3,127


- two adjustable shelves (top section)
- one fixed shelf (top section)
- one adjustable shelf (bottom section)
- no profile edge
- locking available, specify and add \$53 list

To Order, Specify:


① Model Number Laminate - VST Veneer - VSV

- ② Worksurface Material (see page [VI3](#))
 - a.) TFL
 - b.) HPL
- ③ Laminate Color (see page [VI3](#))
 - a.) Worksurface Color
 - b.) Chassis Color
 - c.) Drawer Color

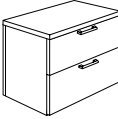
- ④ Edge Profile (see page [VI4](#))
- ⑤ Pull Style and Color (see page [VI5](#))
- ⑥ Optional Grommet Location & Color (see page [VI6](#))
- ⑦ Other Product Options (see page [VI10](#))
- ⑧ Accessories (see page [VS314](#))
- ⑨ Power and Data Options (see page [VS324](#))

Description	D	W	H	CTN WT	CU FT	① Model	TFL Laminate	HPL Laminate	Essentials Veneer	Artisan Veneer
	24	36	56 5/8	287	34	VST2436-57LF	\$2,670	\$2,819		
	24	36	56 5/8	287	34	VSV2436-57LF			\$3,633	\$4,008
	24	30	56 5/8	270	29	VST2430-57LF	\$2,614	\$2,754		
	24	30	56 5/8	270	29	VSV2430-57LF			\$3,437	\$3,791
	20	36	56 5/8	266	29	VST2036-57LF	\$2,559	\$2,702		
	20	36	56 5/8	266	29	VSV2036-57LF			\$3,488	\$3,845
	20	30	56 5/8	251	24	VST2030-57LF	\$2,504	\$2,641		
	20	30	56 5/8	251	24	VSV2030-57LF			\$3,294	\$3,634

- top edge profile on user side
- four drawers
- anti-tip interlock mechanism
- locking available, specify and add \$141 list

Description	D	W	H	CTN WT	CU FT	① Model	TFL Laminate	HPL Laminate	Essentials Veneer	Artisan Veneer
	24	36	43 3/8	232	26	VST2436-42LF	\$1,974	\$2,086		
	24	36	43 3/8	232	26	VSV2436-42LF			\$3,271	\$3,611
	24	30	43 3/8	218	22	VST2430-42LF	\$1,936	\$2,043		
	24	30	43 3/8	218	22	VSV2430-42LF			\$2,938	\$3,245
	20	36	43 3/8	216	22	VST2036-42LF	\$1,890	\$1,997		
	20	36	43 3/8	216	22	VSV2036-42LF			\$3,134	\$3,461
	20	30	43 3/8	201	19	VST2030-42LF	\$1,853	\$1,959		
	20	30	43 3/8	201	19	VSV2030-42LF			\$2,820	\$3,113

- top edge profile on user side
- three drawers
- anti-tip interlock mechanism
- locking available, specify and add \$141 list

Description	D	W	H	CTN WT	CU FT	① Model	TFL Laminate	HPL Laminate	Essentials Veneer	Artisan Veneer
	24	36	29 1/2	192	19	VST2436-30LF	\$1,401	\$1,479		
	24	36	29 1/2	192	19	VSV2436-30LF			\$2,513	\$2,774
	24	30	29 1/2	179	16	VST2430-30LF	\$1,317	\$1,390		
	24	30	29 1/2	179	16	VSV2430-30LF			\$2,119	\$2,343
	20	36	29 1/2	174	16	VST2036-30LF	\$1,339	\$1,415		
	20	36	29 1/2	174	16	VSV2036-30LF			\$2,408	\$2,661
	20	30	29 1/2	165	14	VST2030-30LF	\$1,258	\$1,329		
	20	30	29 1/2	165	14	VSV2030-30LF			\$2,031	\$2,244

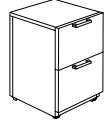
- top edge profile on user side
- two drawers
- chassis grommet available, specify and add \$56 list
- anti-tip interlock mechanism
- locking available, specify and add \$125 list

Description	D	W	H	CTN WT	CU FT	① Model	Laminate	Essentials Veneer	Artisan Veneer
Box/Box/File Mobile Pedestal	19 5/8	15 5/8	27 1/16	97	8	VST1620MP	\$1,130		
	19 5/8	15 5/8	27 1/16	97	8	VSV1620MP		\$1,945	\$2,147



- box/box/file only
- letter width pedestal
- locking available, specify and add \$90 list
- no additional top needed

File/File Mobile Pedestal	20	15 5/8	28	97	8	VST1620-28FFMP	\$1,130		
	20	15 5/8	28	97	8	VSV1620-28FFMP		\$1,945	\$2,147



- no additional top needed
- locking available, specify and add \$90 list

Box/File Mobile Pedestal	17	15 5/8	21	68	5	VST1617-21BFMP	\$1,054		
	17	15 5/8	21	68	5	VSV1617-21BFMP		\$1,763	\$1,940



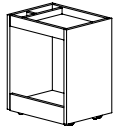
- no additional top needed
- locking available, specify and add \$90 list

Box/File Compact Mobile Pedestal	17	13	21	63	4	VST1317-21BFMP	\$1,037		
	17	13	21	63	4	VSV1317-21BFMP		\$1,741	\$1,916



- no additional top needed
- locking available, specify and add \$90 list

Tray/Storage Compact Mobile Pedestal	17	13	21	27	4	VST1317-21SMP	\$835		
	17	13	21	27	4	VSV1317-21SMP		\$1,675	\$1,843






- non-handed
- top is divided for accessories
 - lower section: 11 3/8" x 12 1/16"
 - small section: 2" x 6 1/2"
 - smallest section: 2" x 4"

To Order, Specify:

① Model Number Laminate - VST Veneer - VSV

- ② Worksurface Material (see page [VI3](#))
 - a.) TFL
 - b.) HPL
- ③ Laminate Color (see page [VI3](#))
 - a.) Worksurface Color
 - b.) Chassis Color
 - c.) Drawer Color

- ④ Edge Profile (see page [VI4](#))
- ⑤ Pull Style and Color (see page [VI5](#))
- ⑥ Optional Grommet Location & Color (see page [VI6](#))
- ⑦ Other Product Options (see page [VI10](#))
- ⑧ Accessories (see page [VS314](#))
- ⑨ Power and Data Options (see page [VS324](#))

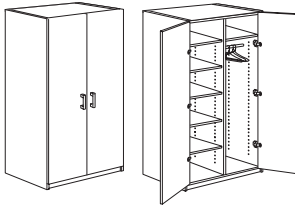
Description	D	W	H	CTN WT	CU FT	① Model	List Price Per Grade		
Laminate Box/File Mobile Pedestal with Cushion  <ul style="list-style-type: none"> locking available, specify and add \$90 list com ydg: 1 	17	15%	23	68	5	VST1617-21BFMPC	COM \$1,301 A \$1,347 B \$1,356 C \$1,383 D \$1,422 E \$1,456 F \$1,495 G \$1,541 H \$1,619 I \$1,648 J \$1,714 L1 \$1,602 L2 \$1,631		
	Essentials Veneer Box/File Mobile Pedestal with Cushion  <ul style="list-style-type: none"> locking available, specify and add \$90 list com ydg: 1 	17	15%	23	68	5	VSV1617-21BFMPC	COM \$1,991 A \$2,000 B \$2,017 C \$2,048 D \$2,088 E \$2,126 F \$2,189 G \$2,255 H \$2,323 I \$2,434 J \$2,564 L1 \$2,302 L2 \$2,391	
		Artisan Veneer Box/File Mobile Pedestal with Cushion  <ul style="list-style-type: none"> locking available, specify and add \$90 list com ydg: 1 	17	15%	23	68	5	VSV1617-21BFMPC	COM \$2,190 A \$2,239 B \$2,249 C \$2,277 D \$2,318 E \$2,355 F \$2,397 G \$2,447 H \$2,535 I \$2,573 J \$2,652 L1 \$2,511 L2 \$2,548

To Order, Specify:

① Model Number

② Fabric Selection: vendor, pattern, color

Visit www.jsifurniture.com/finishes-and-materials/textiles for our textiles program. See selection of standard and graded in manufacturers and patterns.

Description	D	W	H	CTN WT	CU FT	① Model	Laminate	Essentials Veneer	Artisan Veneer
 84" h Wardrobe	23 3/8	35 7/8	84	264	50	VST2436-84W	\$3,321		
	23 3/8	35 7/8	84	264	50	VSV2436-84W		\$4,927	\$5,421
	23 3/8	29 7/8	84	248	42	VST2430-84W	\$3,150		
	23 3/8	29 7/8	84	248	42	VSV2430-84W		\$4,459	\$4,905
	19 3/8	35 7/8	84	230	42	VST2036-84W	\$3,026		
	19 3/8	35 7/8	84	230	42	VSV2036-84W		\$4,681	\$5,148
	19 3/8	29 7/8	84	216	36	VST2030-84W	\$2,937		
	19 3/8	29 7/8	84	216	36	VSV2030-84W		\$4,239	\$4,657

- right side- chrome hanging bar with fixed shelf
- left side- three adjustable shelves; top shelf and shelf second from bottom fixed
- locking available, specify and add \$53 list

 72" h Wardrobe	23 3/8	35 7/8	72	226	43	VST2436-72W	\$2,887		
	23 3/8	35 7/8	72	226	43	VSV2436-72W		\$4,462	\$4,908
	23 3/8	29 7/8	72	212	36	VST2430-72W	\$2,649		
	23 3/8	29 7/8	72	212	36	VSV2430-72W		\$3,979	\$4,375
	19 3/8	35 7/8	72	197	36	VST2036-72W	\$2,595		
	19 3/8	35 7/8	72	197	36	VSV2036-72W		\$4,241	\$4,665
	19 3/8	29 7/8	72	185	31	VST2030-72W	\$2,516		
	19 3/8	29 7/8	72	185	31	VSV2030-72W		\$3,780	\$4,156

- right side- chrome hanging bar
- left side- three adjustable shelves; shelf second from bottom fixed
- locking available, specify and add \$53 list

 Hanging Bar to Shelves Conversion Kit			3/4	18	2	VST1824SK	\$860		
			3/4	18	2	VSV1824SK		\$1,058	\$1,163
			3/4	15	2	VST1524SK	\$853		
			3/4	15	2	VSV1524SK		\$1,040	\$1,145
			3/4	16	2	VST1820SK	\$818		
			3/4	16	2	VSV1820SK		\$1,007	\$1,104
			3/4	14	2	VST1520SK	\$808		
			3/4	14	2	VSV1520SK		\$992	\$1,092

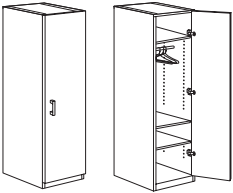
- four shelves
- VST1824SK or VSV1824SK- for VST2436-84W or VSV2436-84W and VST2436-72W or VSV2436-72W
- VST1524SK or VSV1524SK- for VST2430-84W or VSV2430-84W and VST2430-72W or VSV2430-72W
- VST1820SK or VSV1820SK- for VST2036-84W or VSV2036-84W and VST2036-72W or VSV2036-72W
- VST1520SK or VSV1520SK- for VST2030-84W or VSV2030-84W and VST2030-72W or VSV2030-72W

To Order, Specify:

① Model Number Laminate - VST Veneer - VSV

- ② Worksurface Material (see page [VI3](#))
 - a.) TFL
 - b.) HPL
- ③ Laminate Color (see page [VI3](#))
 - a.) Worksurface Color
 - b.) Chassis Color
 - c.) Drawer Color

- ④ Edge Profile (see page [VI4](#))
- ⑤ Pull Style and Color (see page [VI5](#))
- ⑥ Optional Grommet Location & Color (see page [VI6](#))
- ⑦ Other Product Options (see page [VI10](#))
- ⑧ Accessories (see page [VS314](#))
- ⑨ Power and Data Options (see page [VS324](#))

Description	D	W	H	CTN WT	CU FT	① Model	Laminate	Essentials Veneer	Artisan Veneer
 <p>right shown</p>	23%	17%	84	181	26	VST2418-84WR	\$2,221		
	23%	17%	84	181	26	VSV2418-84WR		\$3,955	\$4,350
	23%	17%	84	181	26	VST2418-84WL	\$2,221		
	23%	17%	84	181	26	VSV2418-84WL		\$3,955	\$4,350
	19%	17%	84	158	22	VST2018-84WR	\$2,114		
	19%	17%	84	158	22	VSV2018-84WR		\$3,757	\$4,136
	19%	17%	84	158	22	VST2018-84WL	\$2,114		
	19%	17%	84	158	22	VSV2018-84WL		\$3,757	\$4,136


- chrome hanging bar and fixed shelf at top
- one adjustable shelf and one fixed shelf 29" from cabinet floor
- locking available, specify and add \$46 list

Description	D	W	H	CTN WT	CU FT	① Model	Laminate	Essentials Veneer	Artisan Veneer
 <p>right shown</p>	23%	17%	72	155	23	VST2418-72WR	\$1,908		
	23%	17%	72	155	23	VSV2418-72WR		\$3,491	\$3,841
	23%	17%	72	155	23	VST2418-72WL	\$1,908		
	23%	17%	72	155	23	VSV2418-72WL		\$3,491	\$3,841
	19%	17%	72	135	19	VST2018-72WR	\$1,809		
	19%	17%	72	135	19	VSV2018-72WR		\$3,220	\$3,544
	19%	17%	72	135	19	VST2018-72WL	\$1,809		
	19%	17%	72	135	19	VSV2018-72WL		\$3,220	\$3,544

- chrome hanging bar at top
- one adjustable shelf and one fixed shelf 29" from cabinet floor
- locking available, specify and add \$46 list

Description	D	W	H	CTN WT	CU FT	① Model	Laminate	Essentials Veneer	Artisan Veneer
			¾	16	2	VST1624SK	\$677		
			¾	16	2	VSV1624SK		\$840	\$923
			¾	14	2	VST1620SK	\$653		
			¾	14	2	VSV1620SK		\$801	\$878

- two shelves
- VST1624SK or VSV1624SK- for VST2418-84WR/WL or VSV2418-84WR/WL and VST2418-72WR/WL or VSV2418-72WR/WL
- VST1620SK or VSV1620SK- for VST2018-84WR/WL or VSV2018-84WR/WL and VST2018-72WR/WL or VSV2018-72WR/WL

Description	D	W	H	CTN WT	CU FT	① Model	Laminate	Essentials Veneer	Artisan Veneer
	23 3/8	17 7/8	84	137	26	VST2418-84HR	\$2,241		
	23 3/8	17 7/8	84	137	26	VSV2418-84HR		\$3,982	\$4,382
	23 3/8	17 7/8	84	137	26	VST2418-84HL	\$2,241		
	23 3/8	17 7/8	84	137	26	VSV2418-84HL		\$3,982	\$4,382
	19 5/8	17 7/8	84	120	22	VST2018-84HR	\$2,127		
	19 5/8	17 7/8	84	120	22	VSV2018-84HR		\$3,784	\$4,162
	19 5/8	17 7/8	84	120	22	VST2018-84HL	\$2,127		
	19 5/8	17 7/8	84	120	22	VSV2018-84HL		\$3,784	\$4,162

right shown

- one fixed shelf 29 1/2" from cabinet floor
- four adjustable shelves
- locking available, specify and add \$46 list

Description	D	W	H	CTN WT	CU FT	① Model	Laminate	Essentials Veneer	Artisan Veneer
	23 3/8	17 7/8	72	165	23	VST2418-72HR	\$1,924		
	23 3/8	17 7/8	72	165	23	VSV2418-72HR		\$3,405	\$3,745
	23 3/8	17 7/8	72	165	23	VST2418-72HL	\$1,924		
	23 3/8	17 7/8	72	165	23	VSV2418-72HL		\$3,405	\$3,745
	19 5/8	17 7/8	72	144	19	VST2018-72HR	\$1,830		
	19 5/8	17 7/8	72	144	19	VSV2018-72HR		\$3,236	\$3,558
	19 5/8	17 7/8	72	144	19	VST2018-72HL	\$1,830		
19 5/8	17 7/8	72	144	19	VSV2018-72HL		\$3,236	\$3,558	

right shown

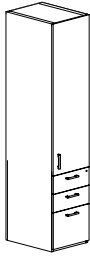
- one fixed shelf 29 1/2" from cabinet floor
- three adjustable shelves
- locking available, specify and add \$46 list

To Order, Specify:

① Model Number Laminate - VST Veneer - VSV

- ② Worksurface Material (see page [VI3](#))
 - a.) TFL
 - b.) HPL
- ③ Laminate Color (see page [VI3](#))
 - a.) Worksurface Color
 - b.) Chassis Color
 - c.) Drawer Color
- ④ Edge Profile (see page [VI4](#))
- ⑤ Pull Style and Color (see page [VI5](#))
- ⑥ Optional Grommet Location & Color (see page [VI6](#))
- ⑦ Other Product Options (see page [VI10](#))
- ⑧ Accessories (see page [VS314](#))
- ⑨ Power and Data Options (see page [VS324](#))

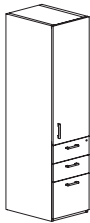
Description	D	W	H	CTN WT	CU FT	① Model	Laminate	Essentials Veneer	Artisan Veneer
84" h Box/Box/File Storage Cabinet	23%	17%	84	205	26	VST2418-84BBFTR	\$2,903		
	23%	17%	84	205	26	VSV2418-84BBFTR		\$4,647	\$5,120
	23%	17%	84	205	26	VST2418-84BBFTL	\$2,903		
	23%	17%	84	205	26	VSV2418-84BBFTL		\$4,647	\$5,120
	19%	17%	84	179	22	VST2018-84BBFTR	\$2,753		
	19%	17%	84	179	22	VSV2018-84BBFTR		\$4,411	\$4,860
	19%	17%	84	179	22	VST2018-84BBFTL	\$2,753		
	19%	17%	84	179	22	VSV2018-84BBFTL		\$4,411	\$4,860



right shown


- three adjustable shelves
- locking available, specify and add \$131 list

72" h Box/Box/File Storage Cabinet	23%	17%	72	177	23	VST2418-72BBFTR	\$2,682		
	23%	17%	72	177	23	VSV2418-72BBFTR		\$4,295	\$4,731
	23%	17%	72	177	23	VST2418-72BBFTL	\$2,682		
	23%	17%	72	177	23	VSV2418-72BBFTL		\$4,295	\$4,731
	19%	17%	72	154	19	VST2018-72BBFTR	\$2,545		
	19%	17%	72	154	19	VSV2018-72BBFTR		\$4,077	\$4,493
	19%	17%	72	154	19	VST2018-72BBFTL	\$2,545		
	19%	17%	72	154	19	VSV2018-72BBFTL		\$4,077	\$4,493



right shown

- two adjustable shelves
- locking available, specify and add \$131 list

Description	D	W	H	CTN WT	CU FT	① Model	Laminate	Essentials Veneer	Artisan Veneer
84”h File/File Storage Cabinet 	23 3/8	17 7/8	84	205	26	VST2418-84FFTR	\$2,893		
	23 3/8	17 7/8	84	205	26	VSV2418-84FFTR		\$4,629	\$5,102
	23 3/8	17 7/8	84	205	26	VST2418-84FFTL	\$2,893		
	23 3/8	17 7/8	84	205	26	VSV2418-84FFTL		\$4,629	\$5,102
	19 5/8	17 7/8	84	179	22	VST2018-84FFTR	\$2,745		
	19 5/8	17 7/8	84	179	22	VSV2018-84FFTR		\$4,399	\$4,846
	19 5/8	17 7/8	84	179	22	VST2018-84FFTL	\$2,745		
	19 5/8	17 7/8	84	179	22	VSV2018-84FFTL		\$4,399	\$4,846

right shown

- three adjustable shelves
- locking available, specify and add \$131 list

72”h File/File Storage Cabinet 	23 3/8	17 7/8	72	177	23	VST2418-72FFTR	\$2,670		
	23 3/8	17 7/8	72	177	23	VSV2418-72FFTR		\$4,280	\$4,719
	23 3/8	17 7/8	72	177	23	VST2418-72FFTL	\$2,670		
	23 3/8	17 7/8	72	177	23	VSV2418-72FFTL		\$4,280	\$4,719
	19 5/8	17 7/8	72	154	19	VST2018-72FFTR	\$2,537		
	19 5/8	17 7/8	72	154	19	VSV2018-72FFTR		\$4,064	\$4,478
	19 5/8	17 7/8	72	154	19	VST2018-72FFTL	\$2,537		
	19 5/8	17 7/8	72	154	19	VSV2018-72FFTL		\$4,064	\$4,478

right shown

- two adjustable shelves
- locking available, specify and add \$131 list

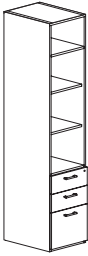
To Order, Specify:

① Model Number Laminate - VST Veneer - VSV

- ② Worksurface Material (see page [VI3](#))
 - a.) TFL
 - b.) HPL
- ③ Laminate Color (see page [VI3](#))
 - a.) Worksurface Color
 - b.) Chassis Color
 - c.) Drawer Color

- ④ Edge Profile (see page [VI4](#))
- ⑤ Pull Style and Color (see page [VI5](#))
- ⑥ Optional Grommet Location & Color (see page [VI6](#))
- ⑦ Other Product Options (see page [VI10](#))
- ⑧ Accessories (see page [VS314](#))
- ⑨ Power and Data Options (see page [VS324](#))

Description	D	W	H	CTN WT	CU FT	① Model	Laminate	Essentials Veneer	Artisan Veneer
84" h Open Top, Box/Box/File Storage Cabinet	23%	17%	84	197	26	VST2418-84BBFO	\$2,801		
	23%	17%	84	197	26	VSV2418-84BBFO		\$4,485	\$4,941
	19%	17%	84	172	22	VST2018-84BBFO	\$2,661		
	19%	17%	84	172	22	VSV2018-84BBFO		\$4,257	\$4,694



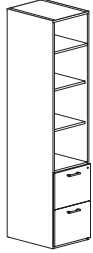
- two adjustable shelves, top shelf fixed
- box/box/file pedestal
- locking available, specify and add \$90 list

72" h Open Top, Box/Box/File Storage Cabinet	23%	17%	72	185	23	VST2418-72BBFO	\$2,583		
	23%	17%	72	185	23	VSV2418-72BBFO		\$4,133	\$4,557
	19%	17%	72	161	19	VST2018-72BBFO	\$2,448		
	19%	17%	72	161	19	VSV2018-72BBFO		\$3,924	\$4,324



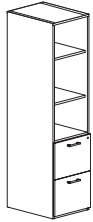
- two adjustable shelves
- box/box/file pedestal
- locking available, specify and add \$90 list

Description	D	W	H	CTN WT	CU FT	① Model	Laminate	Essentials Veneer	Artisan Veneer
84”h Open Top, File/File Storage Cabinet	23%	17%	84	197	26	VST2418-84FFO	\$2,784		
	23%	17%	84	197	26	VSV2418-84FFO		\$4,471	\$4,925
	19%	17%	84	172	22	VST2018-84FFO	\$2,639		
	19%	17%	84	172	22	VSV2018-84FFO		\$4,246	\$4,678



- two adjustable shelves, top shelf fixed
- file/file pedestal
- locking available, specify and add \$90 list

72”h Open Top, File/File Storage Cabinet	23%	17%	72	185	23	VST2418-72FFO	\$2,561		
	23%	17%	72	185	23	VSV2418-72FFO		\$4,122	\$4,539
	19%	17%	72	161	19	VST2018-72FFO	\$2,430		
	19%	17%	72	161	19	VSV2018-72FFO		\$3,912	\$4,310



- two adjustable shelves
- file/file pedestal
- locking available, specify and add \$90 list

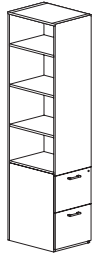
To Order, Specify:

① Model Number Laminate - VST Veneer - VSV

- ② Worksurface Material (see page [VI3](#))
 - a.) TFL
 - b.) HPL
- ③ Laminate Color (see page [VI3](#))
 - a.) Worksurface Color
 - b.) Chassis Color
 - c.) Drawer Color

- ④ Edge Profile (see page [VI4](#))
- ⑤ Pull Style and Color (see page [VI5](#))
- ⑥ Optional Grommet Location & Color (see page [VI6](#))
- ⑦ Other Product Options (see page [VI10](#))
- ⑧ Accessories (see page [VS314](#))
- ⑨ Power and Data Options (see page [VS324](#))

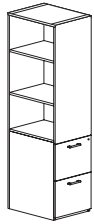
Description	D	W	H	CTN WT	CU FT	① Model	Laminate	Essentials Veneer	Artisan Veneer
84" h File/File Storage Cabinet with Side Access	23%	17%	84	197	26	VST2418-84FFSSTR	\$2,802		
	23%	17%	84	197	26	VSV2418-84FFSSTR		\$4,675	\$5,149
	23%	17%	84	197	26	VST2418-84FFSSTL	\$2,802		
	23%	17%	84	197	26	VSV2418-84FFSSTL		\$4,675	\$5,149
	19%	17%	84	172	22	VST2018-84FFSSTR	\$2,662		
	19%	17%	84	172	22	VSV2018-84FFSSTR		\$4,439	\$4,890
	19%	17%	84	172	22	VST2018-84FFSSTL	\$2,662		
	19%	17%	84	172	22	VSV2018-84FFSSTL		\$4,439	\$4,890



right shown

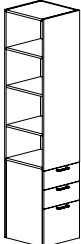
- two adjustable shelves, top shelf fixed
- file/file pedestal
- locking available, specify and add \$90 list

72" h File/File Storage Cabinet with Side Access	23%	17%	72	185	23	VST2418-72FFSSTR	\$2,583		
	23%	17%	72	185	23	VSV2418-72FFSSTR		\$4,314	\$4,752
	23%	17%	72	185	23	VST2418-72FFSSTL	\$2,583		
	23%	17%	72	185	23	VSV2418-72FFSSTL		\$4,314	\$4,752
	19%	17%	72	161	19	VST2018-72FFSSTR	\$2,448		
	19%	17%	72	161	19	VSV2018-72FFSSTR		\$4,093	\$4,513
	19%	17%	72	161	19	VST2018-72FFSSTL	\$2,448		
	19%	17%	72	161	19	VSV2018-72FFSSTL		\$4,093	\$4,513



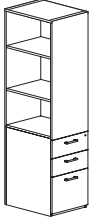
right shown

- two adjustable shelves
- file/file pedestal
- locking available, specify and add \$90 list

Description	D	W	H	CTN WT	CU FT	① Model	Laminate	Essentials Veneer	Artisan Veneer
84”h Box/Box/File Storage Cabinet with Side Access 	23%	17%	84	197	26	VST2418-84BBFSSTR	\$2,823		
	23%	17%	84	197	26	VSV2418-84BBFSSTR		\$4,689	\$5,164
	23%	17%	84	197	26	VST2418-84BBFSSTL	\$2,823		
	23%	17%	84	197	26	VSV2418-84BBFSSTL		\$4,689	\$5,164
	19%	17%	84	172	22	VST2018-84BBFSSTR	\$2,678		
	19%	17%	84	172	22	VSV2018-84BBFSSTR		\$4,453	\$4,905
	19%	17%	84	172	22	VST2018-84BBFSSTL	\$2,678		
	19%	17%	84	172	22	VSV2018-84BBFSSTL		\$4,453	\$4,905

right shown

- two adjustable shelves, top shelf fixed
- box/box/file pedestal
- locking available, specify and add \$90 list

72”h Box/Box/File Storage Cabinet with Side Access 	23%	17%	72	185	23	VST2418-72BBFSSTR	\$2,597		
	23%	17%	72	185	23	VSV2418-72BBFSSTR		\$4,326	\$4,767
	23%	17%	72	185	23	VST2418-72BBFSSTL	\$2,597		
	23%	17%	72	185	23	VSV2418-72BBFSSTL		\$4,326	\$4,767
	19%	17%	72	161	19	VST2018-72BBFSSTR	\$2,470		
	19%	17%	72	161	19	VSV2018-72BBFSSTR		\$4,108	\$4,529
	19%	17%	72	161	19	VST2018-72BBFSSTL	\$2,470		
	19%	17%	72	161	19	VSV2018-72BBFSSTL		\$4,108	\$4,529

right shown

- two adjustable shelves
- box/box/file pedestal
- locking available, specify and add \$90 list

To Order, Specify:

① Model Number Laminate - VST Veneer - VSV

- ② Worksurface Material (see page [VI3](#))
 - a.) TFL
 - b.) HPL
- ③ Laminate Color (see page [VI3](#))
 - a.) Worksurface Color
 - b.) Chassis Color
 - c.) Drawer Color
- ④ Finish Color (see page [VI1](#))

- ④ Edge Profile (see page [VI4](#))
- ⑤ Pull Style and Color (see page [VI5](#))
- ⑥ Optional Grommet Location & Color (see page [VI6](#))
- ⑦ Other Product Options (see page [VI10](#))
- ⑧ Accessories (see page [VS314](#))
- ⑨ Power and Data Options (see page [VS324](#))

Description	D	W	H	CTN WT	CU FT	① Model	Laminate	Essentials Veneer	Artisan Veneer
84" h Box/Box/File Storage Wardrobe	23%	29%	84	311	42	VST2430-84WR	\$3,698		
	23%	29%	84	311	42	VSV2430-84WR		\$5,908	\$6,504
	23%	29%	84	311	42	VST2430-84WL	\$3,698		
	23%	29%	84	311	42	VSV2430-84WL		\$5,908	\$6,504
	19%	29%	84	271	36	VST2030-84WR	\$3,511		
	19%	29%	84	271	36	VSV2030-84WR		\$5,609	\$6,176
	19%	29%	84	271	36	VST2030-84WL	\$3,511		
	19%	29%	84	271	36	VSV2030-84WL		\$5,609	\$6,176



right shown

- box/box/file pedestal
- chrome hanging bar
- three adjustable shelves
- locking available, specify and add \$175 list

72" h Box/Box/File Storage Wardrobe	23%	29%	72	271	36	VST2430-72WR	\$3,470		
	23%	29%	72	271	36	VSV2430-72WR		\$5,548	\$6,109
	23%	29%	72	271	36	VST2430-72WL	\$3,470		
	23%	29%	72	271	36	VSV2430-72WL		\$5,548	\$6,109
	19%	29%	72	236	31	VST2030-72WR	\$3,293		
	19%	29%	72	236	31	VSV2030-72WR		\$5,268	\$5,801
	19%	29%	72	236	31	VST2030-72WL	\$3,293		
	19%	29%	72	236	31	VSV2030-72WL		\$5,268	\$5,801



right shown

- box/box/file pedestal
- chrome hanging bar
- two adjustable shelves
- locking available, specify and add \$175 list

Description	D	W	H	CTN WT	CU FT	① Model	Laminate	Essentials Veneer	Artisan Veneer
84”h Multi-File Storage Cabinet	23 7/8	29 7/8	84	344	42	VST2430-84MFR	\$3,466		
	23 7/8	29 7/8	84	344	42	VSV2430-84MFR		\$6,037	\$6,653
	23 7/8	29 7/8	84	344	42	VST2430-84MFL	\$3,466		
	23 7/8	29 7/8	84	344	42	VSV2430-84MFL		\$6,037	\$6,653
	19 5/8	29 7/8	84	300	36	VST2030-84MFR	\$3,292		
	19 5/8	29 7/8	84	300	36	VSV2030-84MFR		\$5,730	\$6,314
	19 5/8	29 7/8	84	300	36	VST2030-84MFL	\$3,292		
	19 5/8	29 7/8	84	300	36	VSV2030-84MFL		\$5,730	\$6,314



right shown

- three adjustable shelves
- locking available, specify and add \$178 list

Description	D	W	H	CTN WT	CU FT	① Model	Laminate	Essentials Veneer	Artisan Veneer
72”h Multi-File Storage Cabinet	23 7/8	29 7/8	72	331	36	VST2430-72MFR	\$3,380		
	23 7/8	29 7/8	72	331	36	VSV2430-72MFR		\$5,760	\$6,347
	23 7/8	29 7/8	72	331	36	VST2430-72MFL	\$3,380		
	23 7/8	29 7/8	72	331	36	VSV2430-72MFL		\$5,760	\$6,347
	19 5/8	29 7/8	72	288	31	VST2030-72MFR	\$3,205		
	19 5/8	29 7/8	72	288	31	VSV2030-72MFR		\$5,464	\$6,022
	19 5/8	29 7/8	72	288	31	VST2030-72MFL	\$3,205		
	19 5/8	29 7/8	72	288	31	VSV2030-72MFL		\$5,464	\$6,022



right shown

- two adjustable shelves
- locking available, specify and add \$178 list

To Order, Specify:

① Model Number Laminate - VST Veneer - VSV

- ② Worksurface Material (see page [VI3](#))
 - a.) TFL
 - b.) HPL
- ③ Laminate Color (see page [VI3](#))
 - a.) Worksurface Color
 - b.) Chassis Color
 - c.) Drawer Color

- ④ Edge Profile (see page [VI4](#))
- ⑤ Pull Style and Color (see page [VI5](#))
- ⑥ Optional Grommet Location & Color (see page [VI6](#))
- ⑦ Other Product Options (see page [VI10](#))
- ⑧ Accessories (see page [VS314](#))
- ⑨ Power and Data Options (see page [VS324](#))

Description	D	W	H	CTN WT	CU FT	① Model	Laminate	Essentials Veneer	Artisan Veneer
84" h Box/Box/Lateral File Storage Cabinet	23%	35%	84	335	50	VST2436-84BBFT	\$3,688		
	23%	35%	84	335	50	VSV2436-84BBFT		\$6,008	\$6,620
	23%	29%	84	322	42	VST2430-84BBFT	\$3,436		
	23%	29%	84	322	42	VSV2430-84BBFT		\$5,603	\$6,172
	19%	35%	84	292	42	VST2036-84BBFT	\$3,500		
	19%	35%	84	292	42	VSV2036-84BBFT		\$5,708	\$6,283
	19%	29%	84	281	36	VST2030-84BBFT	\$3,258		
	19%	29%	84	281	36	VSV2030-84BBFT		\$5,318	\$5,860

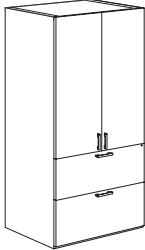


- three adjustable shelves
- locking available, specify and add \$178 list


72" h Box/Box/Lateral File Storage Cabinet	23%	35%	72	285	43	VST2436-72BBFT	\$3,540		
	23%	35%	72	285	43	VSV2436-72BBFT		\$5,726	\$6,311
	23%	29%	72	271	36	VST2430-72BBFT	\$3,353		
	23%	29%	72	271	36	VSV2430-72BBFT		\$5,469	\$6,025
	19%	35%	72	248	36	VST2036-72BBFT	\$3,355		
	19%	35%	72	248	36	VSV2036-72BBFT		\$5,436	\$5,990
	19%	29%	72	236	31	VST2030-72BBFT	\$3,183		
	19%	29%	72	236	31	VSV2030-72BBFT		\$5,191	\$5,720



- two adjustable shelves
- locking available, specify and add \$178 list

Description	D	W	H	CTN WT	CU FT	① Model	Laminate	Essentials Veneer	Artisan Veneer
84”h File/File Lateral Storage Cabinet 	23 7/8	35 7/8	84	330	50	VST2436-84FFT	\$3,704		
	23 7/8	35 7/8	84	330	50	VSV2436-84FFT		\$6,031	\$6,644
	23 7/8	29 7/8	84	318	42	VST2430-84FFT	\$3,451		
	23 7/8	29 7/8	84	318	42	VSV2430-84FFT		\$5,621	\$6,193
	19 5/8	35 7/8	84	288	42	VST2036-84FFT	\$3,515		
	19 5/8	35 7/8	84	288	42	VSV2036-84FFT		\$5,724	\$6,309
	19 5/8	29 7/8	84	277	36	VST2030-84FFT	\$3,273		
	19 5/8	29 7/8	84	277	36	VSV2030-84FFT		\$5,337	\$5,881

- three adjustable shelves
- locking available, specify and add \$178 list

72”h File/File Lateral Storage Cabinet 	23 7/8	35 7/8	72	281	43	VST2436-72FFT	\$3,556		
	23 7/8	35 7/8	72	281	43	VSV2436-72FFT		\$5,752	\$6,338
	23 7/8	29 7/8	72	266	36	VST2430-72FFT	\$3,373		
	23 7/8	29 7/8	72	266	36	VSV2430-72FFT		\$5,490	\$6,050
	19 5/8	35 7/8	72	245	36	VST2036-72FFT	\$3,375		
	19 5/8	35 7/8	72	245	36	VSV2036-72FFT		\$5,457	\$6,014
	19 5/8	29 7/8	72	232	31	VST2030-72FFT	\$3,198		
	19 5/8	29 7/8	72	232	31	VSV2030-72FFT		\$5,213	\$5,746

- two adjustable shelves
- locking available, specify and add \$178 list

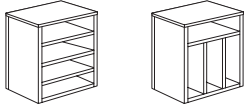
To Order, Specify:

① Model Number Laminate - VST Veneer - VSV

- ② Worksurface Material (see page [VI3](#))
 - a.) TFL
 - b.) HPL
- ③ Laminate Color (see page [VI3](#))
 - a.) Worksurface Color
 - b.) Chassis Color
 - c.) Drawer Color

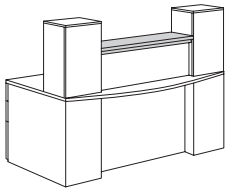
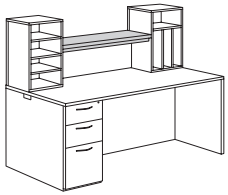
- ④ Edge Profile (see page [VI4](#))
- ⑤ Pull Style and Color (see page [VI5](#))
- ⑥ Optional Grommet Location & Color (see page [VI6](#))
- ⑦ Other Product Options (see page [VI10](#))
- ⑧ Accessories (see page [VS314](#))
- ⑨ Power and Data Options (see page [VS324](#))

Description	D	W	H	CTN WT	CU FT	① Model	Laminate	Essentials Veneer	Artisan Veneer
Storage Tower Insert	10 $\frac{7}{8}$	16	24 $\frac{3}{4}$	18	6	VST2016ST	\$909		
Transaction Support Cabinet	10 $\frac{7}{8}$	16	24 $\frac{3}{4}$	18	6	VSV2016ST		\$1,049	\$1,151



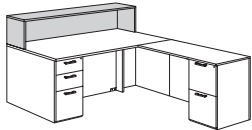
- support for transaction surfaces
- paper management slots can be configured horizontally or with three vertical slots
- can be used under storage overhead cabinet without cubbies

Description	D	W	H	CTN WT	CU FT	① Model	TFL Laminate	HPL Laminate	Essentials Veneer	Artisan Veneer
Transaction Surface Top	10 $\frac{7}{8}$	39 $\frac{3}{4}$	3	21	5	VST1440TS	\$341	\$359		
	10 $\frac{7}{8}$	39 $\frac{3}{4}$	3	21	5	VSV1440TS			\$423	\$465
	10 $\frac{7}{8}$	33 $\frac{3}{4}$	3	17	5	VST1434TS	\$318	\$334		
	10 $\frac{7}{8}$	33 $\frac{3}{4}$	3	17	5	VSV1434TS			\$395	\$435
	10 $\frac{7}{8}$	27 $\frac{3}{4}$	3	13	5	VST1428TS	\$309	\$326		
	10 $\frac{7}{8}$	27 $\frac{3}{4}$	3	13	5	VSV1428TS			\$383	\$421

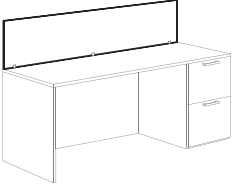
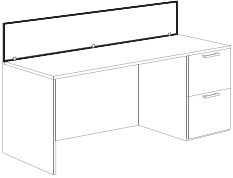
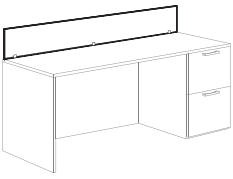


- top edge profile on user and approach sides
- long grain direction
- must be supported by two VST2016ST or VSV2016ST; see above
- VST1440TS or VSV1440TS sets on top of 72" desk or credenza top
- VST1434TS or VSV1434TS sets on top of 66" desk or credenza top
- VST1428TS or VSV1428TS sets on top of 60" desk or credenza top
- transaction trim panel available, see page VS299




Transaction Counter	13	72	17 $\frac{3}{16}$	87	9	VST1372TC	\$1,054	\$1,108		
	13	72	17 $\frac{3}{16}$	87	9	VSV1372TC			\$1,505	\$1,655
	13	66	17 $\frac{3}{16}$	79	8	VST1366TC	\$1,006	\$1,056		
	13	66	17 $\frac{3}{16}$	79	8	VSV1366TC			\$1,437	\$1,581



- VST1372TC or VSV1372TC coordinates with 72" worksurface
- VST1366TC or VSV1366TC coordinates with 66" worksurface
- back panel grain is horizontal

Description	D	W	H	CTN WT	CU FT	① Model	List Price
	¼	71 ¼	15	7	3	VSB1572ASR	\$1,034
	¼	65 ¼	15	7	2	VSB1566ASR	\$960
	¼	59 ¼	15	6	2	VSB1560ASR	\$886
	¼	53 ¼	15	6	2	VSB1554ASR	\$814
	¼	47 ¼	15	6	2	VSB1548ASR	\$740
	¼	41 ¼	15	5	2	VSB1542ASR	\$670
	¼	35 ¼	15	5	1	VSB1536ASR	\$583
	¼	29 ¼	15	4	1	VSB1530ASR	\$514
	¼	23 ¼	15	4	1	VSB1524ASR	\$441
		¼	71 ¼	12	7	2	VSB1272ASR
¼		65 ¼	12	7	2	VSB1266ASR	\$794
¼		59 ¼	12	6	2	VSB1260ASR	\$733
¼		53 ¼	12	6	2	VSB1254ASR	\$678
¼		47 ¼	12	6	2	VSB1248ASR	\$618
¼		41 ¼	12	5	2	VSB1242ASR	\$562
¼		35 ¼	12	5	1	VSB1236ASR	\$490
¼		29 ¼	12	4	1	VSB1230ASR	\$433
¼		23 ¼	12	4	1	VSB1224ASR	\$374
		¼	71 ¼	9	6	2	VSB0972ASR
	¼	65 ¼	9	6	2	VSB0966ASR	\$713
	¼	59 ¼	9	5	2	VSB0960ASR	\$658
	¼	53 ¼	9	5	2	VSB0954ASR	\$610
	¼	47 ¼	9	5	1	VSB0948ASR	\$559
	¼	41 ¼	9	5	1	VSB0942ASR	\$508
	¼	35 ¼	9	4	1	VSB0936ASR	\$442
	¼	29 ¼	9	4	1	VSB0930ASR	\$393
	¼	23 ¼	9	4	1	VSB0924ASR	\$343

- frosted acrylic
- mounts to top of worksurface
- mounting hardware included
- field installed

Description	D	W	H	CTN WT	CU FT	① Model	List Price Per Grade
23”d Bench Height Seat Cushions  <ul style="list-style-type: none"> • 1 ½" thick • com ydg: 1 ¼ 	23	36	1½	14	3	VSB2436CUSH	COM \$285 A \$341 B \$354 C \$388 D \$435 E \$477 F \$527 G \$585 H \$670 I \$695 J \$768 L1 \$663 L2 \$689
23”d Bench Height Seat Cushions  <ul style="list-style-type: none"> • 1 ½" thick • com ydg: 1 ¼ 	23	30	1½	12	2	VSB2430CUSH	COM \$271 A \$328 B \$339 C \$372 D \$421 E \$464 F \$513 G \$571 H \$656 I \$681 J \$754 L1 \$649 L2 \$674
23”d Bench Height Seat Cushions  <ul style="list-style-type: none"> • 1 ½" thick • com ydg: ¾ 	23	18	1½	7	2	VSB2418CUSH	COM \$218 A \$252 B \$259 C \$280 D \$307 E \$334 F \$363 G \$398 H \$449 I \$465 J \$508 L1 \$444 L2 \$461


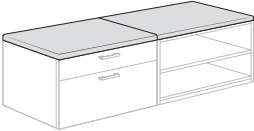
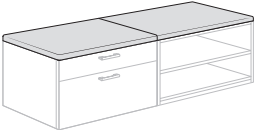
To Order, Specify:

① Model Number

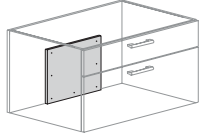
② Fabric Selection: vendor, pattern, color

Visit www.jsifurniture.com/finishes-and-materials/textiles

for our textiles program. See selection of standard and graded in manufacturers and patterns.

Description	D	W	H	CTN WT	CU FT	① Model	List Price Per Grade		
17"d Bench Height Seat Cushions  <ul style="list-style-type: none"> • 1 ½" thick • com ydg: 1 ¼ 	17	36	1 ½	13	2	VSB1836CUSH	COM \$273 A \$330 B \$341 C \$374 D \$423 E \$466 F \$515 G \$573 H \$658 I \$683 J \$757 L1 \$651 L2 \$677		
	17"d Bench Height Seat Cushions  <ul style="list-style-type: none"> • 1 ½" thick • com ydg: 1 ¼ 	17	30	1 ½	11	2	VSB1830CUSH	COM \$266 A \$324 B \$335 C \$368 D \$416 E \$460 F \$508 G \$567 H \$651 I \$677 J \$748 L1 \$645 L2 \$669	
		17"d Bench Height Seat Cushions  <ul style="list-style-type: none"> • 1 ½" thick • com ydg: ¾ 	17	18	1 ½	6	1	VSB1818CUSH	COM \$217 A \$251 B \$258 C \$279 D \$306 E \$332 F \$362 G \$396 H \$448 I \$464 J \$507 L1 \$443 L2 \$460

Description	D	W	H	CTN WT	CU FT	① Model	List Price
Counterweights for Bench Height Units	¾	12	11 ¼	21	1	VSB20LB	\$280
	¾	12	6	11	1	VSB10LB	\$144



- counterweight for modular bench height cabinets
- attaches to inside back panel of cabinet
- field installed
- hardware included

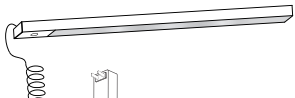
To Order, Specify:

① Model Number

② Fabric Selection: vendor, pattern, color

Visit www.jsifurniture.com/finishes-and-materials/textiles for our textiles program.

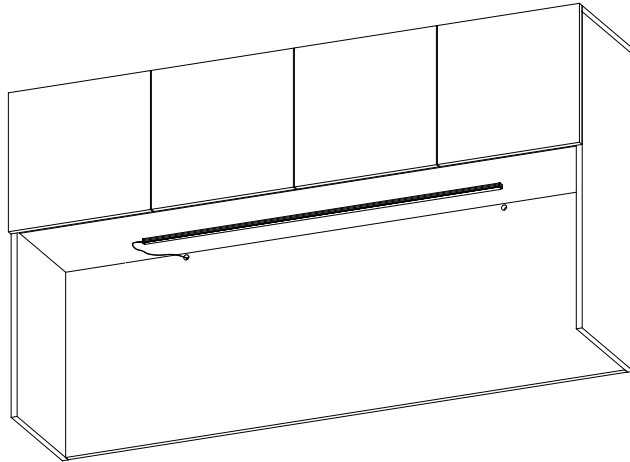
See selection of standard and graded in manufacturers and patterns.

Description	D	W	H	CTN WT	CU FT	① Model	List Price
	1/2	60	3/4	3	1	TL60LEDF	\$373
	1/2	45	3/4	3	1	TL45LEDF	\$321
	1/2	39	3/4	3	1	TL39LEDF	\$285
	1/2	27	3/4	3	1	TL27LEDF	\$249

- low profile LED tasklight
- 4000K cool white
- touch on/off switch
- touch and hold dimming
- 13ft cord
- recommended tasklight length for each cabinet size; see chart on page [VS319](#)

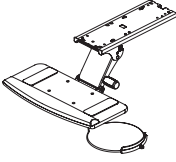
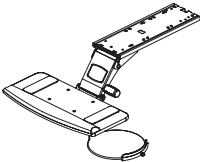
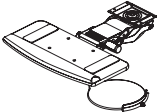
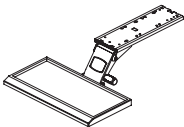
Tasklights

Tasklights are available for overhead cabinets. Specify separately. Grommet holes for wire management are 5/8" diameter for the LED tasklight. Refer to the chart to the right for the recommended tasklight length according to overhead cabinet width.



Overhead Width	Tasklight Model Number	Tasklight Length
96"	TL60LEDF	60"
90"	TL60LEDF	60"
84"	TL45LEDF	45"
78"	TL45LEDF	45"
72"	TL45LEDF	45"
66"	TL45LEDF	45"
60"	TL39LEDF	39"
54"	TL27LEDF	27"
48"	TL27LEDF	27"
42"	TL27LEDF	27"
36"	TL27LEDF	27"
30"	TL27LEDF	27"

To Order, Specify:
1 Model Number

Description	D	W	H	CTN WT	CU FT	① Model	List Price
Articulating Keyboard Tray  <ul style="list-style-type: none"> • articulating keyboard tray- black color • mouse tray included • 16" glide track • easy one-handed adjustment; vertical range of motion of 5.1" below glide track • tray tilt range +10 degree to -20 degree • unit swivels side-to-side • tray size is 19.4" wide x 9.4" deep • tray includes palm rest • tray is made with recyclable high density polyethylene 	13	24	7	14	2	AK2	\$575
Articulating Keyboard Tray  <ul style="list-style-type: none"> • articulating keyboard tray- black color • mouse tray included • 17" glide track • easy one-handed adjustment; vertical range of motion of 8.9"; (6.5" below the glide track and an additional 2.38" above) • tray tilt range +10 degree to -20 degree • unit swivels side-to-side • tray size is 19.4" wide x 9.4" deep • tray includes palm rest • tray is made with recyclable high density polyethylene 	13	24	7	12	2	AK3	\$608
Articulating Keyboard Tray  <ul style="list-style-type: none"> • trackless articulating keyboard tray- black color • mouse tray included • use when depth under work surface for mounting is limited; minimum of 9.38" depth recommended • easy one-handed adjustment; vertical range of motion of 5.73 • tray tilt range +10 degree to -15 degree • unit swivels side-to-side • tray size is 19.4" wide x 9.4" deep • tray includes palm rest • tray is made with recyclable high density polyethylene 	11	23	3	11	2	AK5	\$593
Articulating Keyboard Tray  <ul style="list-style-type: none"> • trackless articulating keyboard tray- black color • mouse tray included • use when depth under work surface for mounting is limited; minimum of 9.38" depth recommended • easy one-handed adjustment; vertical range of motion of 5.73 • tray tilt range +10 degree to -15 degree • unit swivels side-to-side • tray size is 19.4" wide x 9.4" deep • tray includes palm rest • tray is made with recyclable high density polyethylene 	14	23	7	15	2	AK4	\$641

Description	D	W	H	CTN WT	CU FT	① Model	List Price
Keyboard Tray Mouse Pad	8	8	¼	2		MT4	\$217



- adjusts for user comfort
- 8" x 8"
- for left or right hand operation
- compatible with AK4 Keyboard Drawer only

To Order, Specify:


① Model Number


② Fabric Selection: vendor, pattern, color

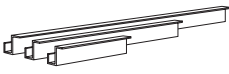
Visit www.jsifurniture.com/finishes-and-materials/textiles for our textiles program.


See selection of standard and graded in manufacturers and patterns.

Description	D	W	H	CTN WT	CU FT	① Model	List Price
-------------	---	---	---	-----------	----------	---------	------------

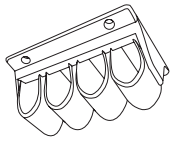
Vertical Wire Manager 	1 ½	1 ½	45	4	1	45VWM	\$146
	<ul style="list-style-type: none"> flexible, vertebrae-style construction field installed to bottom of worksurface with screws provided length can be adjusted by removing individual discs as required wire manager is 1 ½" dia weighted base is 4" dia black plastic 						

Wire Management Channel 	2 ½	36	1	4	4	36WC	\$89
	2 ½	24	1	3	3	24WC	\$80
	2 ½	12	1	2	2	12WC	\$70
	<ul style="list-style-type: none"> black plastic field installed with adhesive tape provided 						

Wire Management Trough 	2 ½	36	2 ½	3	3	36WCT	\$169
	2 ½	24	2 ½	3	3	24WCT	\$154
	2 ½	12	2 ½	2	2	12WCT	\$132
	<ul style="list-style-type: none"> black plastic field installed with screws provided 						

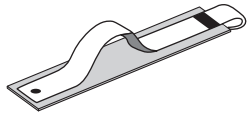
Wire Manager J-Channel 	1 ½	36	2 ¾	1	1	36WJC	\$73
	1 ½	24	2 ¾	1	1	24WJC	\$53
	1 ½	12	2 ¾	1	1	12WJC	\$29
	<ul style="list-style-type: none"> black plastic field installed with adhesive tape provided mounts to edge of surface top 						

Description	D	W	H	CTN WT	CU FT	① Model	List Price
Cable Management Clip	2 5/8	3 3/4	1 5/8	1	1	0304CMC	\$61



- four retention loops
- field installed with screws provided
- mounts under surface
- black

Wire Management Velcro Straps (Set of 4)	1 3/4	3 1/2	1/4	1	1	04WVS	\$63
---	-------	-------	-----	---	---	--------------	-------------



- field installed with adhesive tape provided
- mounts under surface or on vertical panels
- black

To Order, Specify:

① Model Number

② Fabric Selection: vendor, pattern, color

Visit www.jsifurniture.com/finishes-and-materials/textiles for our textiles program.

See selection of standard and graded in manufacturers and patterns.

Description	D	W	H	CTN WT	CU FT	① Model	List Price
Mini Power and Data Tilt Up	4 ¼	5 ½		6	1	EC10	\$423



- fluid one touch tilt up access
- one power receptacle- 120 volt; 15 amp and one voice/data port
- data adapter kit provided to accept jacks from most port manufacturers (see page [VS326](#))
- accepts one Type 3 Telecom Jack (see page [VS325](#))
- 72" power cord with molded plug
- drop in field installation required
- UL listed component
- Black (B) or Silver (S) finish

Mini Power Tilt Up	4 ¼	5 ½		6	1	EC11	\$439
---------------------------	-----	-----	--	---	---	-------------	--------------



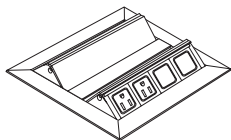
- fluid one touch tilt up access
- two power receptacles- 120 volt; 15 amp
- 72" power cord with molded plug
- drop in field installation required
- UL listed component
- Black (B) or Silver (S) finish

Mini Power and USB Tilt Up	4 ¼	5 ½		6	1	EC12	\$473
-----------------------------------	-----	-----	--	---	---	-------------	--------------

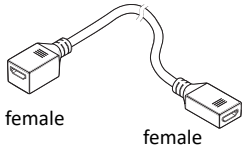
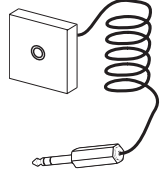
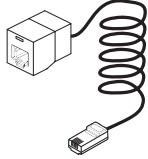

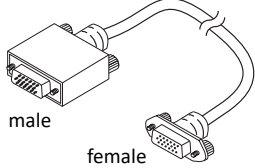
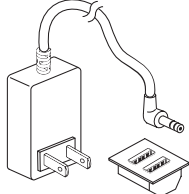
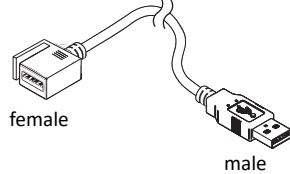


- fluid one touch tilt up access
- one power receptacle- 120 volt; one 20-watt USB-C+A
- 72" power cord with molded plug
- drop in field installation required
- UL listed component
- Black (B) or Silver (S) finish

Dual Power and Data Tilt Up	8	8 ¾		16	1	EC13	\$1,117
------------------------------------	---	-----	--	----	---	-------------	----------------



- fluid one touch tilt up access
- back to back tilt sections
- four power receptacles (2 per side)- 120 volt; 15 amp with four openings for voice/data jacks (2 per side)
- data adapter kit provided to accept jacks from most port manufacturers
- accepts up to four Type 3 Telecom Jacks (see page [VS325](#))
- two 72" power cord with molded plug
- drop in field installation required
- cut out provided in top at specified location
- UL listed component
- available in Silver (S)

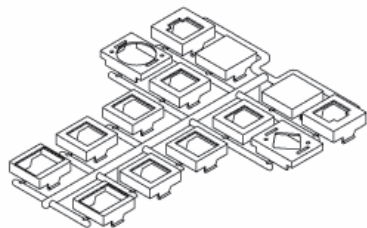
Description	D	W	H	CTN WT	CU FT	① Model	List Price
HDMI Connector  <ul style="list-style-type: none"> • HDMI coupler • 18" cord • female to female connection • for use in E10, EC11 and EC12 • uses data adapter kit CCC adapter plate 						TCP301	\$123
Mini Stereo Jack  <ul style="list-style-type: none"> • 3.5 mm Mini Stereo Jack • 10 foot cord • female to male connection • for use in E10, EC11 and EC12 • installs directly into unit without need of data adapter kit 						TCP302	\$63
Network Jack  <ul style="list-style-type: none"> • CAT6 RJ45 Panduit Jack • Pre-terminated • 10 foot cord • 8-Pin • for use in EC10, EC11 and EC12 • uses data adapter kit FFF adapter plate 						TCP303	\$114
Voice Coupler  <ul style="list-style-type: none"> • AMP Category 3, RJ-11 • 6-Pin • connects to standard phone cord • for use in EC10, EC11 and EC12 • uses data adapter kit CCC adapter plate 						TCP304	\$47
Data Jack - VGA 15 Pin  <ul style="list-style-type: none"> • 120" M/F cable- female-to-male connection • 15 pin connections • provides electronic device to remove display connection • uses data adapter kit HHH adapter plate 						TCP305	\$152
Dual Powered Charging USB  <ul style="list-style-type: none"> • two USB-A connections for USB-powered devices and charging mobile electronics • 200MA (2 AMP) charging power per USB port • black or white option • for use in EC10 • installs directly into unit without need of data adapter kit 						TCP306	\$194
3.0 USB Connector  <ul style="list-style-type: none"> • 3.0 USB coupler • 10 foot cord • male to female connection • for use in EC9, EC10, EC13 and EC15 • data transfer port- no USB charging capability • data transfer speed up to 5gbs/sec • uses data adapter kit CCC adapter plate 						TCP307	\$106

To Order, Specify:
 ① Model Number

Data Adapter Applications

Data adapter kits ship with each power and data unit.


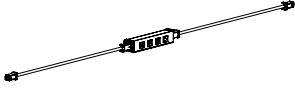
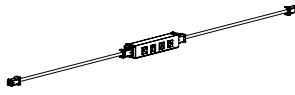
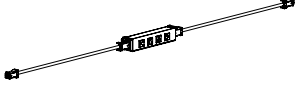


Adapter plates are marked on the back with letter designators to indicate the data jack manufacturer, series and style. Websites are listed below for quick reference to verify data jack series or style.



Included with EC10

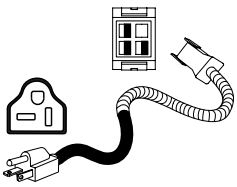
NOTE: Verify fit of data jack in adapter before ordering large quantities as manufacturer designs may change without notice.

Adapter	Manufacturer	Website
AA	Uniprise/Systimax/Avaya	www.uniprisesolutions.com
BB	Tyco SL and 100 Connect Series Modular Jacks	www.ampconnect.com
BB	Siemon Keystone Style	www.siemon.com
BB	Allen Tel Versa Tap Series	www.allentel.com
BB	Leviton Quick Port® Series	www.leviton.com
BB	Nordx Keystone Style	www.nordx.com
CC	Tyco SL Coupler Series	www.ampconnect.com
CC	Krone 6000 Series	www.adc.com
CC	Hubbell Xcelerator™ Keystone Series	www.hubbell.com
DD	Blank (no coupler/jack)	
EE	Ortronics TracJack Series	www.ortronics.com
FF	Panduit Mini-Com Series	www.panduit.com
GG	Microphone jack/3-pin XLR, solder type only	
HH	Video Monitor jack/DB-15, panel mount solder style	

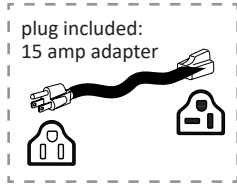
Description	D	W	H	CTN WT	CU FT	① Model	List Price
72" Power Link Kits - Circuit 1  <ul style="list-style-type: none"> • use with 72" tables • 72" plug power infeed required, sold separately • 20 amps/110 volts max • Circuit 1 • kit includes, undermount power with 4 outlets, jumpers, mounting brackets with screws, clamps & loop cable with black mesh 						ECAH-72UP-1	\$1,017
72" Power Link Kits - Circuit 2  <ul style="list-style-type: none"> • use with 72" tables • 72" plug power infeed required, sold separately • 20 amps/110 volts max • Circuit 2 • kit includes, undermount power with 4 outlets, jumpers, mounting brackets with screws, clamps & loop cable with black mesh 						ECAH-72UP-2	\$1,017
66" Power Link Kits - Circuit 1  <ul style="list-style-type: none"> • use with 66" tables • 72" plug power infeed required, sold separately • 20 amps/110 volts max • Circuit 1 • kit includes, undermount power with 4 outlets, jumpers, mounting brackets with screws, clamps & loop cable with black mesh 						ECAH-66UP-1	\$1,000
66" Power Link Kits - Circuit 2  <ul style="list-style-type: none"> • use with 66" tables • 72" plug power infeed required, sold separately • 20 amps/110 volts max • Circuit 2 • kit includes, undermount power with 4 outlets, jumpers, mounting brackets with screws, clamps & loop cable with black mesh 						ECAH-66UP-2	\$1,000
60" Power Link Kits - Circuit 1  <ul style="list-style-type: none"> • use with 60" tables • 72" plug power infeed required, sold separately • 20 amps/110 volts max • Circuit 1 • kit includes, undermount power with 4 outlets, jumpers, mounting brackets with screws, clamps & loop cable with black mesh 						ECAH-60UP-1	\$979
60" Power Link Kits - Circuit 2  <ul style="list-style-type: none"> • use with 60" tables • 72" plug power infeed required, sold separately • 20 amps/110 volts max • Circuit 2 • kit includes, undermount power with 4 outlets, jumpers, mounting brackets with screws, clamps & loop cable with black mesh 						ECAH-60UP-2	\$979

To Order, Specify:
 ① Model Number

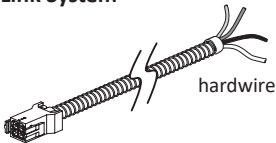
Description	D	W	H	CTN WT	CU FT	① Model	List Price
3 Prong Plug - 110 Power Infeed for Link System		72		1	1	EC-PI-L-72-A	\$301



- 72" plug power infeed
- 20 amps/110 volts max
- 3 prong plug- 15 amp adapter plug
- single circuit use only
- use in conjunction with other link electrical items



Hardwire Power Infeed for Link System		72		1	1	EC-PI-L-72-H	\$196
--	--	----	--	---	---	---------------------	--------------



- 72" hardwire power infeed
- 20 amps/120 volts max
- single or two circuit
- electrical contractor responsible for connection to building power source
- use in conjunction with other link electrical items

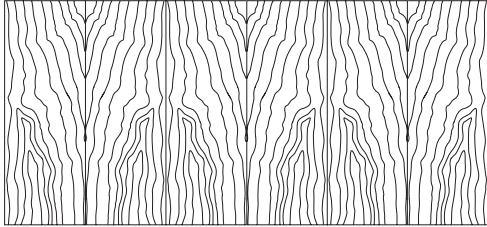
Vision Conference Product Information



Vision Conference Product Information

Exterior Wood Materials

Exterior surfaces are made from the finest selected veneers to achieve clarity and consistency in the Vision Veneer product line. To attain a pleasing, symmetrical pattern, all cherry, maple, walnut veneers in Vision Veneer are book-matched. All exterior solid lumber is matched to coordinate with the veneer.

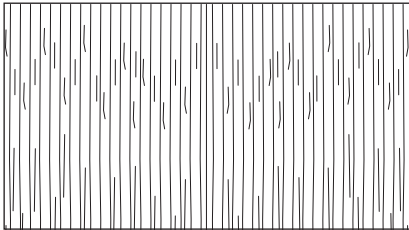


Book-Matched Example

Alternating pieces of veneer are flipped over so they face each other like the pages within a book

Vision Veneer is available in flat cut cherry, maple, walnut and black oak veneer. A wide range of wood stains have been formulated to enhance the beauty of the veneer.

Double Cut veneer is another choice on Vision Veneer product. This veneer is a processed product that has at least two cuttings to create the final veneers. These cuts of veneer strands are dyed and layered into a block to create variation of patterns from a very tight grain pattern to an exotic figure grain pattern. The diagram below show the tight pattern used on Vision Veneer. Use the appropriate pricing column when specifying Double Cut veneer.



Solid painted finishes on MDF are also offered to provide an accent to the Vision Veneer product.

Work Surface Construction

Tops are 3-ply balanced construction, 1 3/8" thick with solid matching hardwood edges. Surfaces are available in wood veneer or high pressure laminate. No additional charge for using our coordinating high pressure laminate with a veneer grain pattern with finish wood edges.

Finish - Stain/Colors

We offer a variety of wood stains and paint colors on Vision Veneer. Please see the chart below. Samples are available upon request.

ESS Essentials Veneer Collection

BRK	Brickdust	MIN	Mineral
CSK	Cask	MCH	Mocha
CLY	Clay	OBK	Outback
FAW	Fawn	PIL	Pilsner
FLX	Flax	SIE	Sienna
FLN	Flint	TRF	Truffle
LOF	Loft	UMB	Umber
MES	Mesa	VAL	Valley

ART Artisan Veneer Collection

BAR	Barrel	RAV	Raven
BUF	Buff	RYE	Rye
CND	Cinder	SAB	Sable
EGR	Egret	SAD	Saddle

Protective Top Coat

DuraTex™ offers exceptional hardness along with abrasion and impact resistance, it has been formulated to eliminate hazardous and harmful gases that are normally associated with wood finish.

DuraTex™ Features

Safety- Significantly reduces hazardous formaldehyde emissions which help improve the quality of the of the indoor air we breathe. Quality- Developed to be tough and durable with special attention to appearance. The DuraTex™ finish preserves the natural beauty of wood. Durability- Designed to meet a wide range of demanding performance and environmental standards to withstand even the highest wear and tear.

Laminate Tops on Veneer

Work surface only, no additional upcharge if Vision Veneer's coordinating wood grain laminate is specified. Contact Customer Service for any other laminate request. Listed below are finishes that have coordinating wood grain HPL laminates.

ESS Essentials Veneer

BRK	Brickdust	MIN	Mineral
CSK	Cask	MCH	Mocha
CLY	Clay	OBK	Outback
FAW	Fawn	PIL	Pilsner
FLN	Flint	UMB	Umber
LOF	Loft	VAL	Valley
MES	Mesa		

ART Artisan Veneer

EGR	Egret
-----	-------

Vision Conference Product Information

Laminates

Vision Laminate features TFL (thermally fused laminate) chassis and components. Worksurfaces are available in a HPL (high pressure laminate) or in the TFL surface, when indicated by the pricing column.

Edges of the worksurface are impact resistant (PVC) on TFL and HPL tops. The laminate is offered in 19 wood grain patterns and 6 solid colors. The wood grain laminate features an embossed grain to hide finger prints and light scratches. The solid laminate is smooth to the touch with a semi-matte finish. All Vision Laminate products are indoor-air certified by GreenGuard.

The chart below lists the laminates available on the Vision product.

TFL - HPL Wood Grain Pattern Laminates

BEL Belair	MIN Mineral
BRK Brickdust	MCH Mocha
CSK Cask	OBK Outback
CLY Clay	PIL Pilsner
EGR Egret	PIN Pinnacle Walnut
FAW Fawn	UMB Umber
FLN Flint	VAL Valley
FLO Florence Walnut	WLH Walnut Heights
LOF Loft	WEA Weathered Ash
MES Mesa	

TFL - HPL Solid Laminates

BLK Black	SHD Shadow
BBL Bridal Blanco	SLG Slate Grey
DWH Designer White	ZEN Zen Grey

Top Surfaces (Conference Tops and Credenza Tops)

Tops have a 3-ply balanced construction. Tops are 1 3/16" thick with coordinating PVC edges.

Conference Tops feature 3mm PVC edges on all sides and are available in HPL. Limited sizes available in TFL, see individual models.

Credenza Tops feature 3mm PVC edges on the user side only. Remaining edges are banded with 1mm PVC which allows for a seamless appearance when units are mated end-to-end or back-to-back.

TFL features on Conference Top Surfaces*

- fused to the 45 pound density substrate of the top for a durable wear resistance surface
- tops are laminated on both sides
- available in all the wood grain and solid patterns

HPL features on Conference Top Surfaces*

- bonded layers create a durable wear resistant surface
- tops are 3-ply balanced construction
- matched to the TFL wood grain and solid patterns

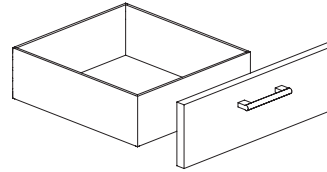
Case Construction

Outside panels are 3/4" and joined together with dowels reinforced with screws, and metal fasteners for increased stability. Tops are secured to the chassis with screws through pre-bored stretcher rails and pocket holes.

Cabinet doors have 110° swing hinges to allow adequate access into the interior of the cabinet.

Drawers

The unidirectional V- Fold drawer box is a durable miter-fold drawer structure which is glued and doweled. The 1/2" thick drawer sides are wrapped in a high grade maple vinyl, with an attached front. The drawer front is attached to the four sided box.



Optional four corner dovetailed wood drawers are available. Specify and add 10% per unit.

Drawer Suspension

High quality black drawer suspension carries a lifetime warranty. File and box drawers have 100% full extension with over travel. Slides feature steel ball bearings for longer wear and positive, cushioned in/out stops.

Locking

All free standing credenzas, and bench height credenza offer optional pedestal locking.

When locks are ordered, units are shipped randomly keyed as standard. Key alike units are available upon request for no additional charges. Removable cores for in-field re-keying are standard.

Product Modification

Wood Drawers

Four corner dovetailed wood drawers must be specified at the time of order placement. There is a 10% upcharge added to the list of each item.

Special Construction

Vision Veneer offers large offering to create many types of configuration. Contact Customer Service if you are having trouble with finding the right units to complete the desired configuration. Requests need to be approved by JSI engineering.

Finish Sheen

All veneer finishes are standard in 35-sheen, with the exception of Raven. Raven is only offered in 15-sheen. All other finishes are available in 15-sheen, see standard modifications page [V140](#).

Custom/Special Finishes

JSI, upon request, will accommodate special finishes. A written request is required to proceed with custom finish orders. A sample reference is required for first-time matches and must be included with the written request.

There is a one-time charge of **\$412 list per order** for any non-standard wood finish.

Orders will be entered noting the special finish. A sample match will be provided to the customer. Written approval is needed before the finish process can be started. Delays in approval may have an impact on lead times.

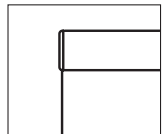
Every effort will be made to create the requested match; however, an acceptable match may not be possible because of natural variations of wood. These natural variations can also cause minor differences in the final finish product.

Use standard pricing and option pricing for each line item with a special finish, unless additional modifications have been specified. For items available in both Essential and Artisan veneers, apply the Essentials pricing.

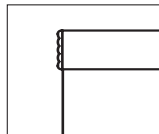
Vision Conference Product Information

Veneer

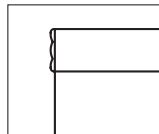
Top Edge Profile



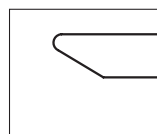
Eased (R3)



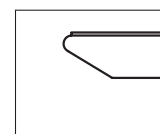
Reeded (H3)



Transitional (C3)



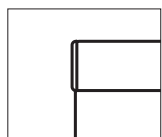
Reverse Knife (RK)



Reverse Knife (RK)
with veneer/laminate top

These veneer finishes are available in all all edges:

Brickdust, Cask, Clay, Flax, Flint, Loft, Mesa, Mocha, Outback, Pilsner, Raven, Sienna, Truffle and Umber.



Eased (R3)

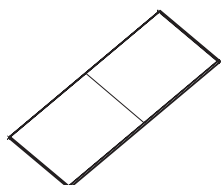
These select veneer finishes are only available with the Eased edge:

Fawn, Mineral, Valley, Barrel, Buff, Cinder, Egret, Rye, Sable and Saddle.

Veneer Top Shapes - size- base requirement- seating capacity

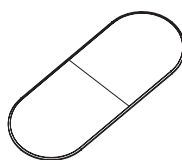
top sizes 108" through 192" are 2 pieces

top sizes above 192" are 3 pieces



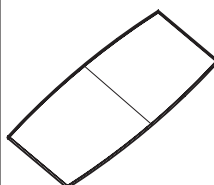
rectangular

264" x 60"	4 bases	seats 24
240" x 60"	4 bases	seats 22
216" x 60"	4 bases	seats 20
192" x 60"	3 bases	seats 18
264" x 54"	4 bases	seats 22
240" x 54"	4 bases	seats 20
216" x 54"	4 bases	seats 18
192" x 54"	3 bases	seats 16
264" x 48"	4 bases	seats 22
240" x 48"	4 bases	seats 20
216" x 48"	4 bases	seats 18
192" x 48"	3 bases	seats 16
168" x 48"	3 bases	seats 14
144" x 48"	3 bases	seats 12
120" x 48"	2-3* bases	seats 8
120" x 42"	2-3* bases	seats 8
108" x 42"	2 bases	seats 8
96" x 48"	2 bases	seats 8
96" x 42"	2 bases	seats 8
84" x 42"	2 bases	seats 8
72" x 36"	2 bases	seats 6



racetrack

264" x 60"	4 bases	seats 24
240" x 60"	4 bases	seats 22
216" x 60"	4 bases	seats 20
192" x 60"	3 bases	seats 18
264" x 54"	4 bases	seats 22
240" x 54"	4 bases	seats 20
216" x 54"	4 bases	seats 18
192" x 54"	3 bases	seats 16
264" x 48"	4 bases	seats 22
240" x 48"	4 bases	seats 20
216" x 48"	4 bases	seats 18
192" x 48"	3 bases	seats 16
168" x 48"	3 bases	seats 14
144" x 48"	3 bases	seats 12
120" x 48"	2-3* bases	seats 8
120" x 42"	2-3* bases	seats 8
108" x 42"	2 bases	seats 8
96" x 48"	2 bases	seats 8
96" x 42"	2 bases	seats 8
84" x 42"	2 bases	seats 8
72" x 36"	2 bases	seats 6



boat

264" x 60"	4 bases	seats 22
240" x 60"	4 bases	seats 20
216" x 60"	4 bases	seats 18
192" x 60"	3 bases	seats 16
264" x 54"	4 bases	seats 22
240" x 54"	4 bases	seats 20
216" x 54"	4 bases	seats 18
192" x 54"	3 bases	seats 16
264" x 48"	4 bases	seats 22
240" x 48"	4 bases	seats 20
216" x 48"	4 bases	seats 18
192" x 48"	3 bases	seats 16
168" x 48"	3 bases	seats 14
144" x 48"	3 bases	seats 12
120" x 48"	2-3* bases	seats 8
120" x 42"	2-3* bases	seats 8
108" x 42"	2 bases	seats 8
96" x 48"	2 bases	seats 8
96" x 42"	2 bases	seats 8
84" x 42"	2 bases	seats 8
72" x 36"	2 bases	seats 6



round*

60" dia.	seats 6
54" dia.	seats 6
48" dia.	seats 4
42" dia.	seats 4
36" dia.	seats 3
30" dia.	seats 3

*requires 1 base



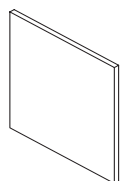
square*

60" sq.	seats 8
54" sq.	seats 6
48" sq.	seats 4
42" sq.	seats 4
36" sq.	seats 4
30" sq.	seats 4

*requires 1 base

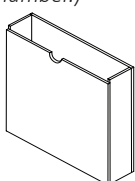
* When ordering bases for 120" x 48" and 120" x 42" size tops, three (3) bases are required for Panel and Rectangle bases, two (2) bases are required for all other.

Veneer Table Base (units with access panel in the base for wire management are available, order this feature with the appropriate model number.)



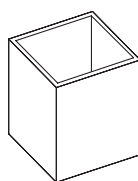
panel base

36", 30" and 24" width



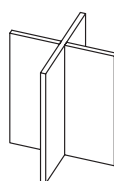
rectangle base

36", 30" and 24" width



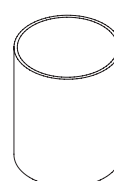
square base

30", 24" and 18" width



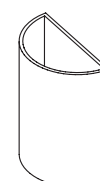
cross base

30", 24" and 18" width



round base

24", 20" and 18" dia.



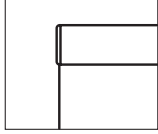
half-round base

24", 20" and 18" dia.

Vision Conference Product Information

Laminate

Top Edge Profile



Eased (R3)

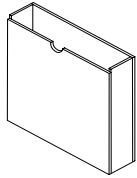
Laminate Top Shapes - size- base requirement- seating capacity

Note size 120" and above are two piece tops.

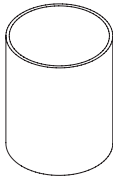
rectangular	racetrack	boat	round*
144" x 48" 3 bases seats 12 120" x 48" 2-3* bases seats 8 96" x 48" 2 bases seats 8 96" x 42" 2 bases seats 8 84" x 42" 2 bases seats 6 72" x 36" 2 bases seats 6	144" x 48" 3 bases seats 12 120" x 48" 2-3* bases seats 8 96" x 48" 2 bases seats 8 96" x 42" 2 bases seats 8 84" x 42" 2 bases seats 6 72" x 36" 2 bases seats 6	144" x 48" 3 bases seats 12 120" x 48" 2-3* bases seats 8 96" x 48" 2 bases seats 8 96" x 42" 2 bases seats 8 84" x 42" 2 bases seats 6 72" x 36" 2 bases seats 6	60" dia. Seats 6 54" dia. Seats 6 48" dia. Seats 4 42" dia. Seats 4 36" dia. Seats 4 30" dia. Seats 4
			*requires 1 base

* When ordering bases for 120" x 48" size tops, two (2) Round bases are required, three (3) bases are required for Elliptical and Rectangle.


Laminate Table Base



rectangular base
24" width includes base access panel



round base
18" dia and 24" dia includes base access panel



ellipse base
9" x 24" includes base access panel

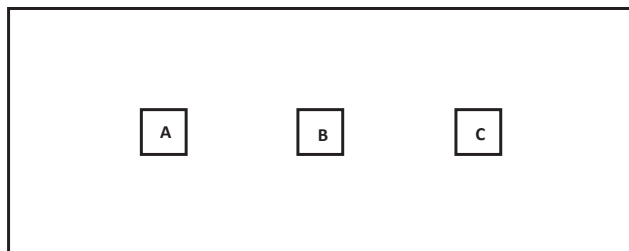
Vision Conference Product Information

Electrical Locations

Conference tops are set up with standard locations, dependant upon the size of worksurface. For custom locations, contact customer service for approval of location and add clearance of base intended to use with.

Specify location and size of cut out specific to the electrical unit intended to use with. Next, reference electrical/base location chart to ensure space for electrical unit above base.

1 Pc Conference Top : widths of 72", 84" or 96"



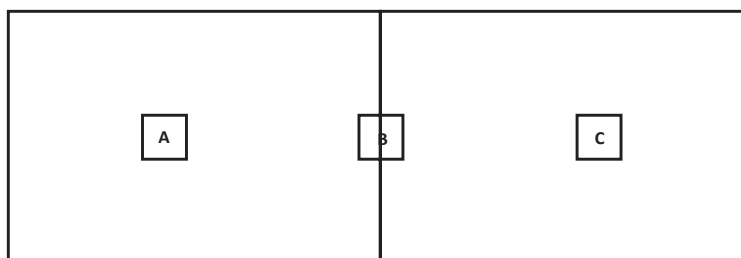
Location A	Location B	Location C
EC13	EC13	EC13
EC23	EC23	EC23
	EC57	

	72					84					96				
	Location A,C		Location B			Location A,C		Location B			Location A,C		Location B		
	EC23	EC13	EC23	EC13	EC57	EC23	EC13	EC23	EC13	EC57	EC23	EC13	EC23	EC13	EC57
Square	X	X	X	X	X	X	X	X	X	X	X	X	X	X	X
Round	X	X	X	X		X	X	X	X	X	X	X	X	X	X
Cross			X	X	X			X	X	X			X	X	X
Half Round			X	X	X			X	X	X			X	X	X
Panel	X	X	X	X	X	X	X	X	X	X	X	X	X	X	X
Rectangular Panel			X	X	X			X	X	X			X	X	X
Ellipse			X*	X*	X*			X*	X*	X*			X*	X*	X*

X* ONLY ON 54" AND 60"

* ONLY AVAILABLE ON LAMINATE

2 Pc Conference Top : widths of 108" or 120"



Location A	Location B	Location C
EC13	EC13	EC13
EC23	EC23	EC23
	EC57	

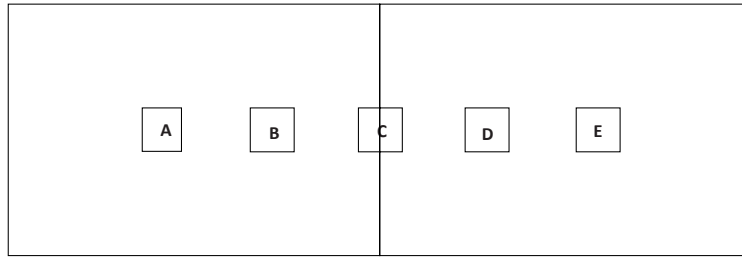
	108					120				
	Location A,C		Location B			Location A,C		Location B		
	EC23	EC13	EC23	EC13	EC57	EC23	EC13	EC23	EC13	EC57
Square	X	X	X	X	X	X	X	X	X	X
Round	X	X	X	X	X	X	X	X	X	X
Cross			X	X	X			X	X	X
Half Round			X	X	X			X	X	
Panel	X	X				X	X			
Rectangular Panel			X	X	X	X	X			
Ellipse						X*				

X* ONLY ON 54" AND 60"

* ONLY AVAILABLE ON LAMINATE

Vision Conference Product Information

2 Pc Conference Top : widths of 144", 168", or 192"



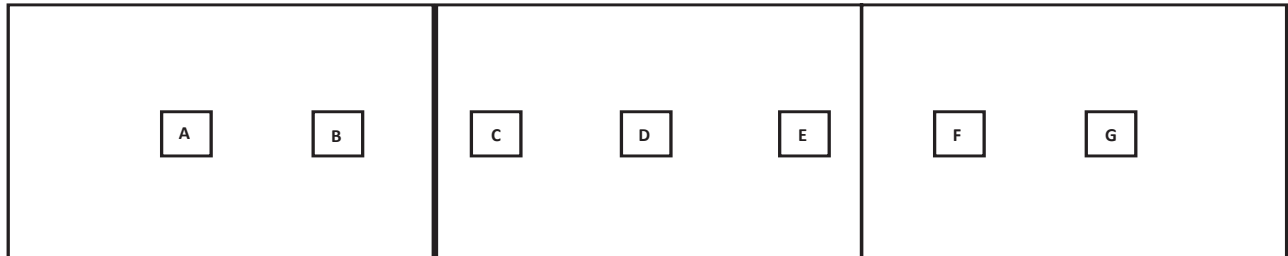
Location A	Location B	Location C	Location D	Location E
EC13	EC13	EC13	EC13	EC13
EC23	EC23	EC23	EC23	EC23
	EC57	EC57	EC57	

	144						168						192									
	Location A,E		Location B,D			Location C	Location A,E		Location B,D			Location C	Location A,E		Location B,D			Location C				
	EC23	EC13	EC23	EC13	EC57	EC23	EC13	EC23	EC13	EC23	EC13	EC57	EC23	EC13	EC23	EC13	EC23	EC13	EC57	EC23	EC13	
Square	X	X	X	X	X	X	X	X	X	X	X	X	X	X	X	X	X	X	X	X	X	X
Round	X	X	X	X		X	X	X	X	X	X	X	X	X	X	X	X	X	X	X	X	X
Cross			X	X	X					X	X	X						X	X	X		
Half Round			X	X	X	X	X			X	X	X	X	X			X	X	X	X	X	X
Panel	X	X	X	X	X			X	X	X	X	X			X	X	X	X	X			
Rectangular Panel	X	X	X	X	X	X		X	X	X	X	X	X		X	X	X	X	X	X		
Ellipse	X*		X*	X*	X*																	

X* ONLY ON 54" AND 60"

* ONLY AVAILABLE ON LAMINATE

3 Pc Conference Top : widths of 216", 240", or 264"

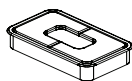


Location A	Location B	Location C	Location D	Location E	Location F	Location G
EC13	EC13	EC13	EC57	EC13	EC13	EC13
EC23	EC23	EC23		EC23	EC23	EC23
	EC57	EC57				

	216						240						264								
	Location A,C,E,G		Location B,F			Location D	Location A,C,E,G		Location B,F			Location D	Location A,C,E,G		Location B,F			Location D			
	EC23	EC13	EC23	EC13	EC57	EC57	EC23	EC13	EC23	EC13	EC57	EC57	EC23	EC13	EC23	EC13	EC57	EC57			
Square	X	X	X	X	X	X	X	X	X	X	X	X	X	X	X	X	X	X	X	X	X
Round	X	X	X		X	X	X	X	X	X	X	X	X	X	X	X	X	X	X	X	X
Cross					X	X				X	X								X	X	
Metal X					X	X				X	X								X	X	
Half Round			X	X	X	X			X	X	X	X			X	X	X	X	X	X	X
Panel	X	X			X	X	X	X		X	X	X	X	X	X	X			X	X	
Rectangular Panel	X				X		X	X		X	X	X	X	X	X				X	X	
Ellipse																					

Vision Conference Product Information

Grommets



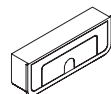
Worksurface Grommet

Standard worksurface grommet are indicated on specific model **add \$58** list per location. For custom locations, contact customer service for approval of location and **add \$127** list per location.

Grommet color must be specified, select Matte Black or Arctic Silver.

Arctic Silver (ASL)

Matte Black (MBK)



Chassis End/Back Panel Grommet

Chassis grommets, consisting of back and end panels, are dependant on model, which is indicated on pricing pages. Due to the nature of wire management grommets are selected for the complete chassis. Upcharge varies per model.


Drawer Pull Style and Color Options



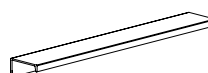
Bar
MBK Matte Black
PNK Polished Nickel



Sweep
MBK Matte Black
MNK Matte Nickel



Delve



Prospect

Metal Finish Standard

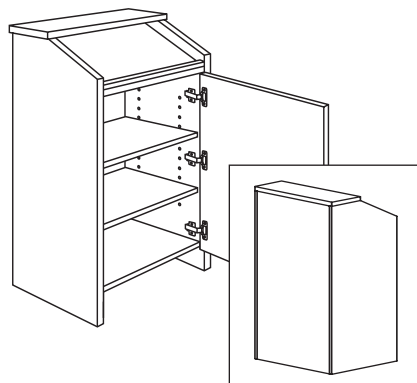
ABZ	Aged Bronze	MBK	Matte Black
ASL	Arctic Silver	PEW	Pewter
BWH	Bright White	SBZ	Soft Bronze
CHR	Chrome	SNK	Soft Nickel
GLD	Gold		

Metal Finish Upcharge - add \$52

ANL	Antique Linen	MWH	Midnight Whisper
BLJ	Blue Jean	MUS	Mustard Seed
CAP	Candy Apple	OLV	Olive Fog
CAB	Cashmere Beige	POW	Porcelain White
CDU	Copper Dust	SPA	Space Cadet
DST	Desert Stone	SPP	Sparkling Peach
DUP	Dusty Petal	SPR	Spiced Raisin
EBL	Electric Blue	SMK	Stormy Sky
EMC	Emerald City	TFB	Toffee Brown
EVP	Evergreen Pine	VMA	Vintage Mahogany
GOH	Golden Honey		

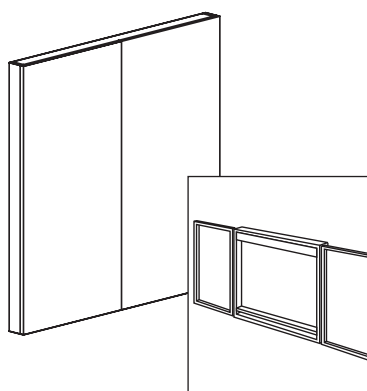
Support Furniture

Lectern



- concealed locking casters
- adjustable shelves
- see pages [VS355-VS365](#) for power and data options

Visual Board



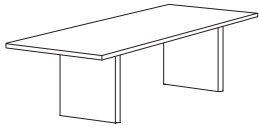
- tackable surface on interior of the doors
- includes two markers and eraser

Vision Conference Product Information

Finish and Reference Codes - Summary

Select	Code	Select	Code	Select	Code
Essentials Veneer Collection		Wood Grain Laminates		Pulls (Delve & Prospect)	
Brickdust	BRK	Belair	BEL	Metal Finish Standard	
Cask	CSK	Brickdust	BRK	Aged Bronze	ABZ
Clay	CLY	Cask	CSK	Arctic Silver	ASL
Fawn	FAW	Clay	CLY	Bright White	BWH
Flax	FLX	Egret	EGR	Chrome	CHR
Flint	FLN	Fawn	FAW	Gold	GLD
Loft	LOF	Flint	FLN	Matte Black	MBK
Mesa	MES	Florence Walnut	FLO	Pewter	PEW
Mineral	MIN	Loft	LOF	Soft Bronze	SBZ
Mocha	MCH	Mesa	MES	Soft Nickel	SNK
Outback	OBK	Mineral	MIN	Pulls (Delve & Prospect)	
Pilsner	PIL	Mocha	MCH	Metal Finish Upcharge - add \$52	
Sienna	SIE	Outback	OBK	Antique Linen	ANL
Truffle	TRF	Pilsner	PIL	Blue Jean	BLJ
Umber	UMB	Pinnacle Walnut	PIN	Candy Apple	CAP
Valley	VAL	Umber	UMB	Cashmere Beige	CAB
Artisan Veneer Collection		Valley	VAL	Copper Dust	CDU
Barrel	BAR	Walnut Heights	WLH	Desert Stone	DST
Buff	BUF	Weathered Ash	WEA	Dusty Petal	DUP
Cinder	CND	Solid Laminates		Electric Blue	EBL
Egret	EGR	Black	BLK	Emerald City	EMC
Raven	RAV	Bridal Blanco	BBL	Evergreen Pine	EVP
Rye	RYE	Designer White	DWH	Golden Honey	GOH
Sable	SAB	Shadow	SHD	Midnight Whipser	MWH
Saddle	SAD	Slate Grey	SLG	Mustard Seed	MUS
		Zen Grey	ZEN	Olive Fog	OLV
				Porcelain White	POW
				Space Cadet	SPA
				Sparkling Peach	SPP
				Spiced Raisin	SPR
				Stormy Sky	SMK
				Toffee Brown	TFB
				Vintage Mahogany	VMA
				Grommet Finish	
				Matte Black	MBK
				Arctic Silver	ASL
				Drawer Box	
				Wood Drawers	DRM001
				Vinyl Wrapped Drawers	DRM002

Description	D	W	H	CTN WT	CU FT	① Model	Essentials Veneer	Artisan Veneer
Conference Table	42	96	29½			VSV4296CTP	\$6,108	\$6,722

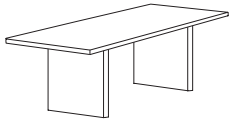


Consists of:

				172	15	(1) VSV4296TT - Table Top	\$4,352	\$4,790
				54 ea.	4 ea.	(2) VSV2428PB - Panel Base	\$878 ea.	\$966 ea.

• ships KD in two cartons

Conference Table	36	72	29½			VSV3672CTP	\$4,557	\$5,012
-------------------------	----	----	-----	--	--	-------------------	----------------	----------------

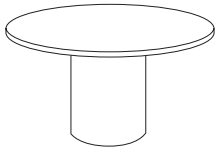


Consists of:

				110	10	(1) VSV3672TT - Table Top	\$2,801	\$3,080
				54 ea.	4 ea.	(2) VSV2428PB - Panel Base	\$878 ea.	\$966 ea.

• ships KD in two cartons

Round Conference Table	48	48	29½			VSV48CTD	\$3,495	N/A
-------------------------------	----	----	-----	--	--	-----------------	----------------	------------

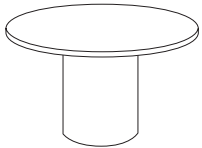


Consists of:

				73	7	VSV48TT - Table Top	\$2,152	N/A
				71	9	VSV20RB - Round Base	\$1,343	N/A

• ships KD in two cartons

Round Conference Table	42	42	29½			VSV42CTD	\$3,010	N/A
-------------------------------	----	----	-----	--	--	-----------------	----------------	------------

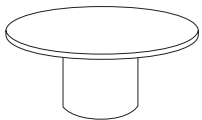


Consists of:

				56	5	VSV42TT - Table Top	\$1,667	N/A
				71	9	VSV20RB - Round Base	\$1,343	N/A

• ships KD in two cartons

Round Conference Table	42	42	16			VSV42MTD	\$2,791	N/A
-------------------------------	----	----	----	--	--	-----------------	----------------	------------

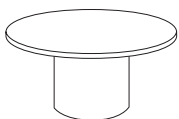


Consists of:

				56	5	VSV42TT - Table Top	\$1,667	N/A
				68	5	VSV18-16RB - Round Base	\$1,124	N/A

• ships KD in two cartons


Round Conference Table	36	36	16			VSV36MTD	\$2,593	N/A
-------------------------------	----	----	----	--	--	-----------------	----------------	------------




Consists of:


				42	4	VSV36TT - Table Top	\$1,469	N/A
				68	5	VSV18-16RB - Round Base	\$1,124	N/A

• ships KD in two cartons

Description	D	W	Seating Capacity	Top Pieces	Bases Required	CTN WT	CU FT	① Model	Essentials Veneer	Artisan Veneer
Rectangular Conference Table Top 	60	264	24	3	4	673	57	VSV60264TT	\$18,361	\$20,196
	60	240	22	3	4	613	51	VSV60240TT	\$16,692	\$18,359
	60	216	20	3	4	552	48	VSV60216TT	\$15,026	\$16,527
	54	264	22	3	4	609	52	VSV54264TT	\$15,302	\$16,833
	54	240	20	3	4	554	50	VSV54240TT	\$13,910	\$15,302
	54	216	18	3	4	498	43	VSV54216TT	\$12,522	\$13,773
	48	264	22	3	4	548	47	VSV48264TT	\$13,607	\$14,965
	48	240	20	3	4	498	43	VSV48240TT	\$12,370	\$13,607
	48	216	18	3	4	447	38	VSV48216TT	\$11,128	\$12,243


Rectangular Conference Table Top 	60	192	18	2	3	490	42	VSV60192TT	\$13,355	\$14,691
	54	192	16	2	3	441	38	VSV54192TT	\$11,128	\$12,243
	48	192	16	2	3	396	33	VSV48192TT	\$9,896	\$10,888
	48	168	14	2	3	346	30	VSV48168TT	\$8,663	\$9,529
	48	144	12	2	3	296	28	VSV48144TT	\$7,426	\$8,167
	48	120	8	2	2-3**	245	22	VSV48120TT**	\$6,190	\$6,808
	42	120	8	2	2-3**	217	19	VSV42120TT**	\$5,418	\$5,959
	42	108	8	2	2	195	17	VSV42108TT	\$4,879	\$5,368


** When ordering Panel or Rectangular bases- VSV48120TT and VSV42120TT require three (3) bases and additional stretchers. Stretchers will be included as required.

Rectangular Conference Table Top 	48	96	8	1	2	197	17	VSV4896TT	\$4,973	\$5,470
	42	96	8	1	2	172	15	VSV4296TT	\$4,352	\$4,790
	42	84	6	1	2	151	13	VSV4284TT	\$3,790	\$4,169
	36	72	6	1	2	110	10	VSV3672TT	\$2,801	\$3,080


To Order, Specify:


- ① Model Number
- ② Finish Color (see page [VS330](#))
- ③ Edge Profile (see page [VS332](#))
- ④ Power and Data Options (see pages [VS355](#))
- ⑤ Other Product Options


Description	D	W	Seating Capacity	Top Pieces	Bases Required	CTN WT	CU FT	① Model	Essentials Veneer	Artisan Veneer
Racetrack Conference Table Top 	60	264	24	3	4	646	57	VSV60264RT	\$21,695	\$23,866
	60	240	22	3	4	589	51	VSV60240RT	\$19,725	\$21,695
	60	216	20	3	4	530	48	VSV60216RT	\$17,753	\$19,527
	54	264	22	3	4	586	52	VSV54264RT	\$18,081	\$19,890
	54	240	20	3	4	530	50	VSV54240RT	\$16,437	\$18,082
	54	216	18	3	4	474	43	VSV54216RT	\$14,799	\$16,278
	48	264	22	3	4	529	47	VSV48264RT	\$16,072	\$17,679
	48	240	20	3	4	479	43	VSV48240RT	\$14,611	\$16,072
	48	216	18	3	4	428	38	VSV48216RT	\$13,153	\$14,467

Racetrack Conference Table Top 	60	192	18	2	3	471	42	VSV60192RT	\$15,783	\$17,361
	54	192	16	2	3	417	38	VSV54192RT	\$13,153	\$14,467
	48	192	16	2	3	377	33	VSV48192RT	\$11,694	\$12,866
	48	168	14	2	3	327	30	VSV48168RT	\$10,269	\$11,292
	48	144	12	2	3	277	28	VSV48144RT	\$8,774	\$9,650
	48	120	8	2	2-3**	226	22	VSV48120RT**	\$7,319	\$8,052
	42	120	8	2	2-3**	203	19	VSV42120RT**	\$6,398	\$7,041
	42	108	8	2	2	180	17	VSV42108RT	\$5,765	\$6,342


** When ordering Panel or Rectangular bases- VSV48120RT and VSV42120RT require three (3) bases and additional stretchers. Stretchers will be included as required.

Racetrack Conference Table Top 	48	96	8	1	2	185	17	VSV4896RT	\$5,851	\$6,437
	42	96	8	1	2	157	15	VSV4296RT	\$5,123	\$5,637
	42	84	6	1	2	142	13	VSV4284RT	\$4,502	\$4,951
	36	72	6	1	2	100	10	VSV3672RT	\$3,300	\$3,630

Description	D	W	Seating Capacity	Top Pieces	Bases Required	CTN WT	CU FT	① Model	Essentials Veneer	Artisan Veneer
Boat Shape Conference Table Top 	60	264	24	3	4	646	57	VSV60264BT	\$21,695	\$23,866
	60	240	22	3	4	589	51	VSV60240BT	\$19,725	\$21,695
	60	216	20	3	4	530	48	VSV60216BT	\$17,753	\$19,527
	54	264	22	3	4	586	52	VSV54264BT	\$18,081	\$19,890
	54	240	20	3	4	530	50	VSV54240BT	\$16,437	\$18,082
	54	216	18	3	4	474	43	VSV54216BT	\$14,799	\$16,278
	48	264	22	3	4	529	47	VSV48264BT	\$16,072	\$17,679
	48	240	20	3	4	479	43	VSV48240BT	\$14,611	\$16,072
	48	216	18	3	4	428	38	VSV48216BT	\$13,153	\$14,467


Boat Shape Conference Table Top 	60	192	18	2	3	471	42	VSV60192BT	\$15,783	\$17,361
	54	192	16	2	3	417	38	VSV54192BT	\$13,153	\$14,467
	48	192	16	2	3	377	33	VSV48192BT	\$11,694	\$12,866
	48	168	14	2	3	327	30	VSV48168BT	\$10,269	\$11,292
	48	144	12	2	3	277	28	VSV48144BT	\$8,774	\$9,650
	48	120	8	2	2-3**	226	22	VSV48120BT**	\$7,319	\$8,052
	42	120	8	2	2-3**	203	19	VSV42120BT**	\$6,398	\$7,041
	42	108	8	2	2	180	17	VSV42108BT	\$5,765	\$6,342


** When ordering Panel or Rectangular bases- VSV48120BT and VSV42120BT require three (3) bases and additional stretchers. Stretchers will be included as required.

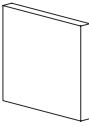
Boat Shape Conference Table Top 	48	96	8	1	2	185	17	VSV4896BT	\$5,851	\$6,437
	42	96	8	1	2	157	15	VSV4296BT	\$5,123	\$5,637
	42	84	6	1	2	142	13	VSV4284BT	\$4,502	\$4,951
	36	72	6	1	2	100	10	VSV3672BT	\$3,300	\$3,630

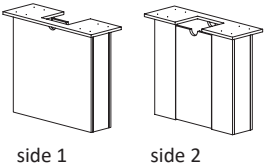
To Order, Specify:

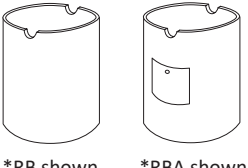
- ① Model Number
- ② Finish Color (see page [VS330](#))
- ③ Edge Profile (see page [VS332](#))
- ④ Power and Data Options (see pages [VS355](#))
- ⑤ Other Product Options

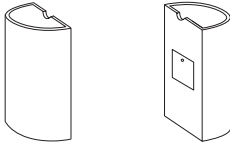
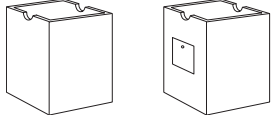
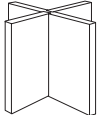
Description	D	W	Seating Capacity	Top Pieces	Bases Required	CTN WT	CU FT	① Model	Essentials Veneer	Artisan Veneer
	60	N/A	6	1	1	112	10	VSV60TT	\$3,684	\$4,052
	54	N/A	6	1	1	92	8	VSV54TT	\$2,766	\$3,045
	48	N/A	4	1	1	73	7	VSV48TT	\$2,152	\$2,368
	42	N/A	4	1	1	56	5	VSV42TT	\$1,667	\$1,836
	36	N/A	3	1	1	42	4	VSV36TT	\$1,469	\$1,615
	30	N/A	3	1	1	30	3	VSV30TT	\$1,295	\$1,424

Description	D	W	Seating Capacity	Top Pieces	Bases Required	CTN WT	CU FT	① Model	Essentials Veneer	Artisan Veneer
	60	60	8	1	1	154	10	VSV6060TT	\$3,376	\$3,715
	54	54	6	1	1	125	8	VSV5454TT	\$2,556	\$2,810
	48	48	4	1	1	99	7	VSV4848TT	\$2,019	\$2,225
	42	42	4	1	1	77	5	VSV4242TT	\$1,548	\$1,702
	36	36	4	1	1	56	4	VSV3636TT	\$1,399	\$1,538
	30	30	4	1	1	39	3	VSV3030TT	\$975	\$1,075

Description	D	W	H	CTN WT	CU FT	① Model	Essentials Veneer	Artisan Veneer
	2 5/16	36	28 3/4	69	7	VSV3628PB • for use with 60" width tops	\$1,054	\$1,161
	2 5/16	30	28 3/4	60	6	VSV3028PB • for use with 54" width tops	\$970	\$1,070
	2 5/16	24	28 3/4	52	5	VSV2428PB • for use with 36", 42" & 48" width tops	\$878	\$966

Description	D	W	H	CTN WT	CU FT	① Model	Essentials Veneer	Artisan Veneer
	7 5/8	36	28 3/4	69	7	VSV3628PBA • for use with 60" width tops • access panel	\$1,781	\$1,955
	7 5/8	30	28 3/4	60	6	VSV3028PBA • for use with 54" width tops • access panel	\$1,692	\$1,862
	7 5/8	24	28 3/4	52	5	VSV2428PBA • for use with 36", 42" & 48" width tops • access panel	\$1,598	\$1,758


Description	D	W	H	CTN WT	CU FT	① Model	Essentials Veneer	Artisan Veneer
	24	N/A	28 3/4	74	12	VSV24RB • for use with 54" & 60" width tops	\$1,528	n/a
	24	N/A	28 3/4	37	12	VSV24RBA • for use with 54" & 60" width tops • access panel	\$1,702	n/a
	20	N/A	28 3/4	71	9	VSV20RB • for use with 42" & 48" width tops	\$1,343	n/a
	20	N/A	28 3/4	34	9	VSV20RBA • for use with 42" & 48" width tops • access panel	\$1,522	n/a
	18	N/A	28 3/4	68	7	VSV18RB • for use with 30" & 36" width tops	\$1,255	n/a
	18	N/A	28 3/4	31	7	VSV18RBA • for use with 30" & 36" width tops • access panel	\$1,435	n/a

Description	D	W	H	CTN WT	CU FT	① Model	Essentials Veneer	Artisan Veneer
Half Round Base  *HRB shown *HRBA shown	12	24	28 ¾	35	6	VSV24HRB • for use with 54" width tops	\$1,154	N/A
	12	24	28 ¾	33	6	VSV24HRBA • for use with 54" width tops • access panel	\$1,356	N/A
	10	20	28 ¾	30	5	VSV20HRB • for use with 42" and 48" width tops	\$1,052	N/A
	10	20	28 ¾	28	5	VSV20HRBA • for use with 42" and 48" width tops • access panel	\$1,260	N/A
	9	18	28 ¾	27	4	VSV18HRB • for use with 36" width tops	\$1,009	N/A
	9	18	28 ¾	26	4	VSV18HRBA • for use with 36" width top • access panel	\$1,219	N/A
Square Base 	30	30	28 ¾	68	16	VSV30SB • for use with 60" width tops	\$1,444	\$1,589
	30	30	28 ¾	68	16	VSV30SBA • for use with 60" width tops • access panel	\$1,623	\$1,784
	24	24	28 ¾	68	12	VSV24SB • for use with 48" & 54" width tops	\$1,274	\$1,400
	24	24	28 ¾	68	12	VSV24SBA • for use with 48" & 54" width tops • access panel	\$1,452	\$1,598
	18	18	28 ¾	39	7	VSV18SB • for use with 30", 36" & 42" width tops	\$1,098	\$1,208
	18	18	28 ¾	39	7	VSV18SBA • for use with 30", 36" & 42" width tops • access panel	\$1,278	\$1,406
Cross Base 	30	30	28 ¾	80	16	VSV30XB • for use with 60" width tops	\$1,194	\$1,313
	24	24	28 ¾	80	12	VSV24XB • for use with 48" & 54" width tops	\$1,077	\$1,184
	18	18	28 ¾	50	7	VSV18XB • for use with 30", 36" & 42" width tops	\$962	\$1,055

To Order, Specify:

- ① Model Number
- ② Finish Color (see page [VS330](#))
- ③ Edge Profile (see page [VS332](#))
- ④ Power and Data Options (see pages [VS355](#))
- ⑤ Other Product Options

Description	D	W	H	CTN WT	CU FT	① Model	Essentials Veneer	Artisan Veneer
-------------	---	---	---	--------	-------	---------	-------------------	----------------




Buffet Credenza	24	72	35 1/2	316	43	VSV2472BSC	\$6,066	\$6,675
------------------------	----	----	--------	-----	----	-------------------	----------------	----------------

	20	72	35 1/2	291	31	VSV2072BSC	\$5,825	\$6,407
--	----	----	--------	-----	----	-------------------	----------------	----------------

- four door credenza
- four box drawers above doors
- top edge profile on user side
- chassis grommet available, specify and add \$108 list
- adjustable shelf in storage cabinets
- locking doors and drawers not available

Buffet Credenza - Flat Screen Support	24	72	35 1/2	316	43	VSV2472BSCT	\$6,808	\$7,492
--	----	----	--------	-----	----	--------------------	----------------	----------------



	20	72	35 1/2	291	31	VSV2072BSCT	\$6,566	\$7,222
--	----	----	--------	-----	----	--------------------	----------------	----------------

- four door credenza
- four box drawers above doors
- top edge profile on user side
- chassis grommet available, specify and add \$108 list
- adjustable shelf in storage cabinets
- locking doors and drawers not available
- flat screen mounting grommets in top
- back panel includes cord exit grommets
- flat screen mounting frame sold separately, see below


Buffet Credenza	24	36	35 1/2	167	22	VSV2436BSC	\$4,350	\$4,783
------------------------	----	----	--------	-----	----	-------------------	----------------	----------------



	20	36	35 1/2	155	16	VSV2036BSC	\$4,176	\$4,592
--	----	----	--------	-----	----	-------------------	----------------	----------------

- two door credenza
- two box drawers above doors
- top edge profile on user side
- chassis grommet available, specify and add \$108 list
- adjustable shelf in storage cabinet
- locking doors and drawers not available

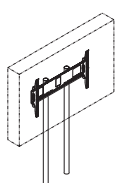
Buffet Credenza - Flat Screen Support	24	36	35 1/2	167	22	VSV2436BSCT	\$5,089	\$5,599
--	----	----	--------	-----	----	--------------------	----------------	----------------



	20	36	35 1/2	155	16	VSV2036BSCT	\$4,918	\$5,409
--	----	----	--------	-----	----	--------------------	----------------	----------------

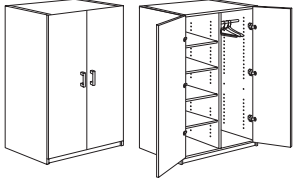
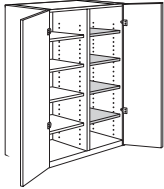
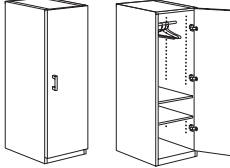
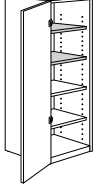
- two door credenza
- two box drawers above doors
- top edge profile on user side
- chassis grommet available, specify and add \$108 list
- adjustable shelf in storage cabinet
- locking doors and drawers not available
- flat screen mounting grommets in top
- back panel includes cord exit grommets
- flat screen mounting frame sold separately, see below

Description	D	W	H	CTN WT	CU FT	① Model	List Price
-------------	---	---	---	--------	-------	---------	------------



Flat Screen Mounting Frame	2	14	55	35	4	FSTV	\$1,895
-----------------------------------	---	----	----	----	---	-------------	----------------

- round 2" tube frame with cable management to inside of credenza
- mounting bracket for TV provided
- available in black (B) or silver (S)
- TV not included
- TV dimension not to exceed 70"w x 38"h to allow proper mounting clearance
- coordinates with VSV2472BSCT and VSV2436BSCT

Description	D	W	H	CTN WT	CU FT	① Model	Essentials Veneer	Artisan Veneer
72" h Wardrobe 	23 5/8	29 7/8	72	226	43	VSV2436-72W	\$4,462	\$4,908
	23 5/8	29 7/8	72	212	36	VSV2430-72W	\$3,979	\$4,375
	19 5/8	29 7/8	72	197	36	VSV2036-72W	\$4,241	\$4,665
	19 5/8	29 7/8	72	185	31	VSV2030-72W	\$3,780	\$4,156
								<ul style="list-style-type: none"> • chrome hanging bar on right • one fixed shelf second from bottom on left • three adjustable shelves • locking doors available, specify and add \$53 list
Hanging Bar to Shelves Conversion Kit 			3/4	18	2	VSV1824SK	\$1,058	\$1,163
			3/4	15	2	VSV1524SK	\$1,040	\$1,145
			3/4	16	2	VSV1820SK	\$1,007	\$1,104
			3/4	14	2	VSV1520SK	\$992	\$1,092
								<ul style="list-style-type: none"> • four shelves • VSV1824SK- for VSV2436-84W and VSV2436-72W • VSV1524SK- for VSV2430-84W and VSV2430-72W • VSV1820SK- for VSV2036-84W and VSV2036-72W • VSV1520SK- for VSV2030-84W and VSV2030-72W
72" h Wardrobe 	23 5/8	177 7/8	72	155	23	VSV2418-72WR	\$3,491	\$3,841
	23 5/8	177 7/8	72	155	23	VSV2418-72WL	\$3,491	\$3,841
	19 5/8	177 7/8	72	135	19	VSV2018-72WR	\$3,220	\$3,544
	19 5/8	177 7/8	72	135	19	VSV2018-72WL	\$3,220	\$3,544
right shown								<ul style="list-style-type: none"> • chrome hanging bar on right • one fixed shelf 29" from cabinet floor • one adjustable shelf • locking door available, specify and add \$46 list
Hanging Bar to Shelves Conversion Kit 			3/4	16	2	VSV1624SK	\$840	\$923
			3/4	14	2	VSV1620SK	\$801	\$878
								<ul style="list-style-type: none"> • two shelves • VSV1624SK- for VSV2418-84WR/WL and VSV2418-72WR/WL • VSV1620SK- for VSV2018-84WR/WL and VSV2018-72WR/WL

To Order, Specify:

- ① Model Number
- ② Finish Color (see page [VS330](#))
- ③ Edge Profile (see page [VS332](#))
- ④ Power and Data Options (see pages [VS355](#))
- ⑤ Other Product Options

Description	D	W	Seating Capacity	Top Pieces	Bases Required	CTN WT	CU FT	① Model	TFL Laminate	HPL Laminate
Rectangular Conference Table Top	48	144	12	2	3	296	28	VST48144TT	N/A	\$2,719
	48	120	8	2	2-3**	245	22	VST48120TT**	N/A	\$2,641



• 3" radius corners

** When ordering Elliptical or Rectangle bases- VST48120TT requires three (3) bases and additional stretchers. Stretchers will be included as required.

Rectangular Conference Table Top	48	96	8	1	2	197	17	VST4896TT	N/A	\$2,087
	42	96	8	1	2	172	15	VST4296TT	N/A	\$1,888
	42	84	6	1	2	151	13	VST4284TT	\$1,684	\$1,769
	36	72	6	1	2	110	10	VST3672TT	\$1,268	\$1,334



• 3" radius corners

Racetrack Conference Table Top	48	144	12	2	3	277	28	VST48144RT	N/A	\$3,149
	48	120	8	2	2-3**	226	22	VST48120RT**	N/A	\$3,018



** When ordering Elliptical or Rectangle bases- VST48120RT requires three (3) bases and additional stretchers. Stretchers will be included as required.

Racetrack Conference Table Top	48	96	8	1	2	185	17	VST4896RT	N/A	\$2,363
	42	96	8	1	2	157	15	VST4296RT	N/A	\$2,169
	42	84	6	1	2	142	13	VST4284RT	\$1,936	\$2,039
	36	72	6	1	2	100	10	VST3672RT	\$1,353	\$1,422



Boat Shape Conference Table Top	48	144	12	2	3	277	28	VST48144BT	N/A	\$3,149
	48	120	8	2	2-3**	226	22	VST48120BT**	N/A	\$3,018




• 3" radius corners


** When ordering Elliptical or Rectangle bases- VST48120BT requires three (3) bases and additional stretchers. Stretchers will be included as required.

Boat Shape Conference Table Top	48	96	8	1	2	185	17	VST4896BT	N/A	\$2,363
	42	96	8	1	2	157	15	VST4296BT	N/A	\$2,169
	42	84	6	1	2	142	13	VST4284BT	\$1,936	\$2,039
	36	72	6	1	2	100	10	VST3672BT	\$1,353	\$1,422



• 3" radius corners

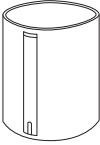
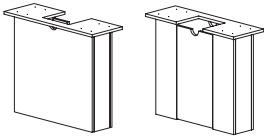
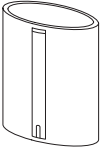
Description	D	W	Seating Capacity	Top Pieces	Bases Required	CTN WT	CU FT	① Model	TFL Laminate	HPL Laminate
Round Tops 	60	60	6	1	1	112	10	VST60TT	\$1,415	\$1,490
	54	54	6	1	1	92	8	VST54TT	\$1,355	\$1,424
	48	48	4	1	1	73	7	VST48TT	\$1,122	\$1,178
	42	42	4	1	1	56	5	VST42TT	\$999	\$1,049
	36	36	3	1	1	42	4	VST36TT	\$870	\$916
	30	30	3	1	1	30	3	VST30TT	\$831	\$873

Square Tops 	48	48	4	1	1	99	7	VST4848TT	\$1,176	\$1,244
	42	42	4	1	1	77	5	VST4242TT	\$1,055	\$1,110
	36	36	4	1	1	56	4	VST3636TT	\$917	\$966
	30	30	4	1	1	39	3	VST3030TT	\$872	\$923

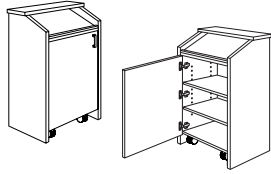
• 3" radius corners

To Order, Specify:

- ① Model Number
- ② Finish Color (see page [VS330](#))
- ③ Edge Profile (see page [VS332](#))
- ④ Power and Data Options (see pages [VS355](#))
- ⑤ Other Product Options


Description	D	W	H	CTN WT	CU FT	① Model	List Price
Cylinder Base 	24	N/A	28 3/4	37	19	VST24RBA • for use with 48", 54" and 60" width tops	\$1,554
	18	N/A	28 3/4	31	13	VST18RBA • for use with 30", 36" and 42" width tops	\$1,513
<ul style="list-style-type: none"> • includes wire access panel • available in BLK-Black, SLV-Silver Laminate or any Vision laminate 							
Rectangular Base 	7 5/8	30	28 3/4	28 3/4	6	VST3028PBA • for use with 54" width tops	\$1,119
	7 5/8	24	28 3/4	52	5	VST2428PBA • for use with 36", 42" and 48" width tops	\$1,092
<ul style="list-style-type: none"> • includes wire access panel • available in BLK-Black, SLV-Silver Laminate or any Vision laminate 							
Ellipse Base 	9	24	28	48	12	VST2428EBA • for use with 36", 42" and 48" width tops	\$1,559
<ul style="list-style-type: none"> • includes wire access panel • available in BLK-Black, SLV-Silver Laminate or any Vision laminate 							

Description	D	W	H	CTN WT	CU FT	① Model	Laminate	Essentials Veneer	Artisan Veneer
Lectern	22	27	48	250	23	VST2622LEC	\$2,338		
	22	27	48	250	23	VSV2622LEC		\$4,073	\$4,476




- two adjustable shelves
- four concealed non-locking casters
- locking door available, specify and add \$46
- standard door is hinged on left
- round grommet in bottom panel
- notches in adjustable shelves allow wires to pass through

Description	D	W	H	CTN WT	CU FT	① Model	List Price Per Grade
Visual Board	48	48	3 1/2	120	8	VST4848VB	COM \$2,796
							A \$2,896
							B \$2,918
							COL/C \$2,978
							D \$3,063
							E \$3,140
							F \$3,227
							G \$3,332
							H \$3,505
							I \$3,568
							J \$3,717



- tackboards on right and left
- fabrics available; visit www.jsifurniture.com/finishes-and-materials/textiles
- com ydg: 1 1/2
- marker board in center section
- four markers and eraser included
- locking not available

Description	D	W	H	CTN WT	CU FT	① Model	Essentials Veneer	Artisan Veneer
Visual Board	48	48	3 1/2	120	8	VSV4848VB	COM \$4,721	\$5,193
							A \$4,824	\$5,296
							B \$4,844	\$5,316
							C \$4,904	\$5,376
							D \$4,989	\$5,461
							E \$5,067	\$5,539
							F \$5,155	\$5,627
							G \$5,258	\$5,730
							H \$5,448	\$5,920
							I \$5,527	\$5,999
							J \$5,693	\$6,165



- tackboards on right and left
- fabrics available; visit www.jsifurniture.com/finishes-and-materials/textiles
- com ydg: 1 1/2
- marker board in center section
- four markers and eraser included
- locking not available


Laminate To Order, Specify:

- ① Model Number
- ② Worksurface Material (see page [VS331](#))
 - a.) TFL
 - b.) HPL
- ③ Laminate Color (see page [VS331](#))
- ④ Edge Profile (see page [VS333](#))
- ⑤ Power and Data Options (see pages [VS355](#))
- ⑥ Other Product Options

Veneer To Order, Specify:

- ① Model Number
- ② Finish Color (see page [VS330](#))
- ③ Edge Profile (see page [VS332](#))
- ④ Power and Data Options (see pages [VS355](#))
- ⑤ Other Product Options


Description	D	W	H	CTN WT	CU FT	① Model	TFL Laminate	HPL Laminate
Buffet Credenza	24	72	35 1/2	316	43	VST2472BSC	\$3,597	\$3,787



	20	72	35 1/2	291	31	VST2072BSC	\$3,455	\$3,636
--	----	----	--------	-----	----	-------------------	----------------	----------------

- four door credenza
- four box drawers above doors
- top edge profile on user side
- chassis grommet available, specify and add \$108 list
- adjustable shelf in storage cabinets
- locking doors and drawers not available

Buffet Credenza - Flat Screen Support	24	72	35 1/2	316	43	VST2472BSCT	\$4,221	\$4,352
--	----	----	--------	-----	----	--------------------	----------------	----------------



	20	72	35 1/2	291	31	VST2072BSCT	\$4,078	\$4,205
--	----	----	--------	-----	----	--------------------	----------------	----------------

- four door credenza
- four box drawers above doors
- top edge profile on user side
- chassis grommet available, specify and add \$108 list
- adjustable shelf in storage cabinets
- locking doors and drawers not available
- flat screen mounting grommets in top
- back panel includes cord exit grommets
- flat screen mounting frame sold separately, see below


Buffet Credenza	24	36	35 1/2	167	22	VST2436BSC	\$2,386	\$2,509
------------------------	----	----	--------	-----	----	-------------------	----------------	----------------



	20	36	35 1/2	155	16	VST2036BSC	\$2,290	\$2,409
--	----	----	--------	-----	----	-------------------	----------------	----------------

- two door credenza
- two box drawers above doors
- top edge profile on user side
- chassis grommet available, specify and add \$108 list
- adjustable shelf in storage cabinet
- locking doors and drawers not available

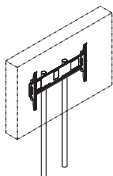
Buffet Credenza - Flat Screen Support	24	36	35 1/2	167	22	VST2436BSCT	\$2,981	\$3,073
--	----	----	--------	-----	----	--------------------	----------------	----------------



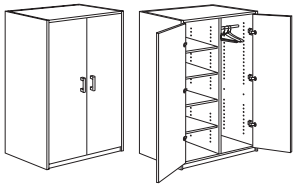
	20	36	35 1/2	155	16	VST2036BSCT	\$2,888	\$2,976
--	----	----	--------	-----	----	--------------------	----------------	----------------

- two door credenza
- two box drawers above doors
- top edge profile on user side
- chassis grommet available, specify and add \$108 list
- adjustable shelf in storage cabinet
- locking doors and drawers not available
- flat screen mounting grommets in top
- back panel includes cord exit grommets
- flat screen mounting frame sold separately, see below

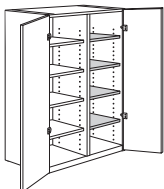
Description	D	W	H	CTN WT	CU FT	① Model	List Price
Flat Screen Mounting Frame	2	14	55	35	4	FSTV	\$1,895



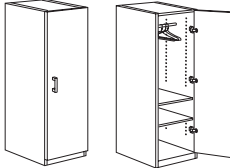
- round 2" tube frame with cable management to inside of credenza
- mounting bracket for TV provide
- available in black (B) or silver (S)
- TV not included
- TV dimension not to exceed 70"w x 38"h to allow proper mounting clearance.
- coordinates with VST2472BSCT and VST2436BSCT

Description	D	W	H	CTN WT	CU FT	① Model	List Price
72" h Wardrobe 	23 5/8	35 7/8	72	226	43	VST2436-72W	\$2,887
	23 5/8	29 7/8	72	212	36	VST2430-72W	\$2,649
	19 5/8	35 7/8	72	197	36	VST2036-72W	\$2,595
	19 5/8	29 7/8	72	185	31	VST2030-72W	\$2,516

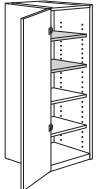
- chrome hanging bar on right
- one fixed shelf second from bottom on left
- three adjustable shelves
- locking doors available, specify and add \$53 list

Hanging Bar to Shelves Conversion Kit 			3/4	18	2	VST1824SK	\$860
			3/4	15	2	VST1524SK	\$853
			3/4	16	2	VST1820SK	\$818
			3/4	14	2	VST1520SK	\$808

- four shelves
- VST1824SK- for VST2436-84W and VST2436-72W
- VST1524SK- for VST2430-84W and VST2430-72W
- VST1820SK- for VST2036-84W and VST2036-72W
- VST1520SK- for VST2030-84W and VST2030-72W

72" h Wardrobe  right shown	23 5/8	177 7/8	72	155	23	VST2418-72WR	\$1,908
	23 5/8	177 7/8	72	155	23	VST2418-72WL	\$1,908
	19 5/8	177 7/8	72	135	19	VST2018-72WR	\$1,809
	19 5/8	177 7/8	72	135	19	VST2018-72WL	\$1,809

- chrome hanging bar on right
- one fixed shelf 29" from cabinet floor
- one adjustable shelf
- locking door available, specify and add \$46 list

Hanging Bar to Shelves Conversion Kit 			3/4	16	2	VST1624SK	\$677
			3/4	14	2	VST1620SK	\$653

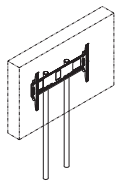
- two shelves
- VST1624SK- for VST2418-84WR/WL and VST2418-72WR/WL
- VST1620SK- for VST2018-84WR/WL and VST2018-72WR/WL

To Order, Specify:

- ① Model Number
- ② Finish Color (see page [VS330](#))
- ③ Edge Profile (see page [VS332](#))
- ④ Power and Data Options (see pages [VS355](#))
- ⑤ Other Product Options



Description	D	W	H	CTN WT	CU FT	① Model	List Price
Flat Screen Mounting Frame	2	14	55	35	4	FSTV	\$1,895



- round 2" tube frame with cable management to inside of credenza
- mounting bracket for TV provided
- available in black (B) or silver (S)
- TV not included
- TV dimension not to exceed 70"w x 38"h to allow proper mounting clearance
- coordinates with VST2472BSCT and VST2436BSCT

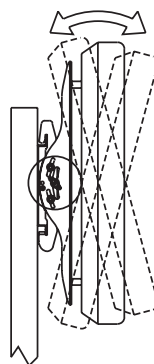
Flat Screen Mount - Universal Bracket (standard with TV, DTV and FSTV model)

Peerless® ST650 universal tilting flat screen mount is supplied with the FSTV Flat Screen Mounting Frame.

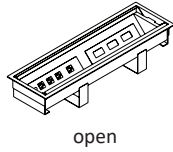
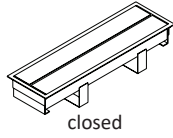
- For use with 32"-50" screens
- Maximum weight 175 lbs. (79kg)
- Tilt 15° forward and -5° backward angles
- Mounting pattern allows up to 6" of vertical adjustment

NOTE: To verify TV interface to universal bracket

1. Access website- www.peerlessmounts.com
2. Locate "Mount Finder™" on home page side navigation bar
3. Enter make and/or model of your flat screen
4. Verify model: ST650 is listed as available model

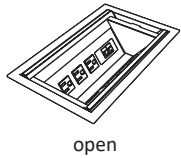
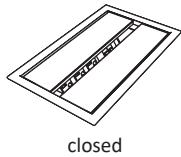


Description	D	W	H	CTN WT	CU FT	① Model	List Price
Power and Data Tilt Out	30	9		7	6	EC4	\$3,910



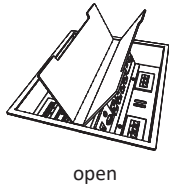
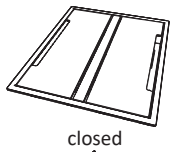
- 30" power and data unit
- retractable doors
- standard in silver pearl powder coat
- brush aluminum doors available; specify and add \$1,499 list
- door design allows cords/cables to exit while doors are in closed position
- seven power receptacles
- one dual powered USB
- accepts up to six (6) Type 1 Telecom Plates; additional plate configurations sold separately, see pages [VS360-VS361](#)
- unit ships standard with six (6) TCP101, three (3) TCP110 Telecom Plates and three (3) data adapter kits
- power inserts are UL or ETL listed
- two 108" power cords with molded plugs
- cannot be positioned over table support base

15" Power and Data Unit	15	9		4	2	EC5	\$2,300
--------------------------------	----	---	--	---	---	------------	----------------



- retractable doors
- available in silver pearl powder coat
- brush aluminum doors available; specify and add \$965 list
- door design allows cords/cables to exit while doors are in closed position
- three power receptacles
- one dual powered USB
- accepts up to three (3) Type 1 Telecom Plates; additional plate configurations sold separately, see pages [VS360-VS361](#)
- unit ships standard with three (3) TCP101, two (2) TCP110 Telecom Plates and two (2) data adapter kits
- power inserts are UL or ETL listed
- 108" power cord with molded plug
- cannot be positioned over table support base


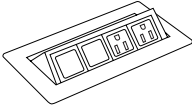



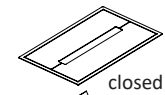
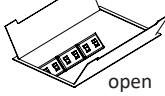
Dual Sided Power and Data Unit	11½	14¾		7	2	EC6	\$1,599
---------------------------------------	-----	-----	--	---	---	------------	----------------



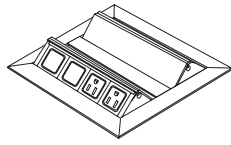
- door design allows cords/cables to exit while doors are in closed position
- eight power receptacles, four per side
- accepts up to eight (8) Type 1 Telecom Plates; additional plate configurations sold separately, see pages [VS360-VS361](#)
- unit ships standard with four (4) TCP101, four (4) TCP110 Telecom Plates and two (2) data adapter kits
- lids lift to open and contain an access slot to allow cords to exit while in use
- available in silver pearl and black texture powder coat
- units are UL listed and CSA certified
- 108" power cord with molded plug
- cannot be positioned over table support base

To Order, Specify:

① Model Number

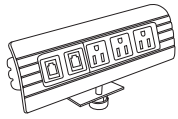
Description	D	W	H	CTN WT	CU FT	① Model	List Price
Single Sided Power and Data Unit  <ul style="list-style-type: none"> • two power receptacles • accepts one (1) Type 1 Telecom Plates; additional plate configurations sold separately, see pages VS360-VS361 • unit ships standard with one (1) TCP101, one (1) TCP110 Telecom Plate and one (1) data adapter kit • additionally accepts up to (4) Type 2 Telecom Jacks • lid lifts to open and contain an access slot to allow cords to exit while in use • available in silver pearl or black textured powder coat finish • units are UL listed and CSA certified • 108" power cord with molded plug • one under surface power receptacle 	5¾	9		4	1	EC7	\$622
Single Sided Power and Data Unit  <ul style="list-style-type: none"> • two power receptacles- 120 volt, 15 amp and two openings for voice/data jacks • data adapter kit provided to accept jacks from most port manufacturers (see page VS364) • accepts up to two Type 3 Telecom Jacks (see page VS363) • push to open pop up door • clear anodized aluminum • 72" power cord with molded plug • UL listed 	8¾	4		3	1	EC9	\$563
Mini Power and Data Tilt Up  <ul style="list-style-type: none"> • fluid one touch tilt up access • one power receptacle- 120 volt; 15 amp and one opening for voice/data port • data adapter kit provided to accept jacks from most port manufacturers (see page VS364) • accepts up to two Type 3 Telecom Jacks (see page VS363) • 72" power cord with molded plug • drop in field installation required • cut out provided in top at specified location (see page VS364) • UL listed component • Black (B) or Silver (S) finish 	4¼	5½		6	1	EC10	\$423
Mini Power Tilt Up  <ul style="list-style-type: none"> • fluid one touch tilt up access • two power receptacles- 120 volt; 15 amp • 72" power cord with molded plug • drop in field installation required • cut out provided in top at specified location (see page VS364) • UL listed component • Black (B) or Silver (S) finish 	4¼	5½		6	1	EC11	\$439
Mini Power and USB Tilt Up  <ul style="list-style-type: none"> • fluid one touch tilt up access • one power receptacle- 120 volt; one 20-watt USB-C+A • 72" power cord with molded plug • drop in field installation required • cut out provided in top at specified location (see page VS364) • UL listed component • Black (B) or Silver (S) finish 	4¼	5½		6	1	EC12	\$473
Oasis Mini Power Unit  closed  open <ul style="list-style-type: none"> • undermount power unit with hinged lid • four power receptacles- 120 volt, 15 amp and accepts three telecom plates • unit ships standard with three (3) TCP 101 and two (2) TCP110 Telecom Plates • black interior • 108" power cord • UL listed component • specify metal finish for doors and trim Arctic Silver (ASL), Matte Black (MBK), Pewter (PEW), Soft Nickel (SNK) or Bright White (BWH) 	9	14¾	4¾	1	1	EC57	\$1,484

Description	D	W	H	CTN WT	CU FT	① Model	List Price
Dual Power and Data Tilt Up	8	8¾		16	1	EC13	\$1,117



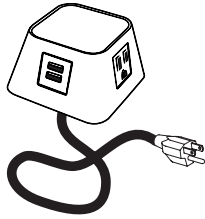
- fluid one touch tilt up access
- back to back tilt sections
- four power receptacles (2 per side)- 120 volt; 15 amp with four openings for voice/data jacks (2 per side)
- data adapter kit provided to accept jacks from most port manufacturers
- accepts up to four Type 3 Telecom Jacks (see page [VS363](#))
- two 72" power cord with molded plug
- drop in field installation required
- cut out provided in top at specified location
- UL listed component
- available in Silver (S)

Edge Mount Electrical	3	10		16	1	EC15	\$525
------------------------------	---	----	--	----	---	-------------	--------------



- clamp mounts to the edge of the worksurface- requiring minimum 2" surface overhang
- three power receptacles- 120 volt; 15 amp with two voice/data ports
- data adapter kit provided to accept jacks from most port manufacturers
- accepts up to two Type 3 Telecom Jacks (see page [VS363](#))
- 72" power cord with molded plug- exits back of unit
- UL listed component
- clear anodized aluminum

Moire Power Unit	3¾	3¾	2	5	1	EC23	\$532
-------------------------	----	----	---	---	---	-------------	--------------

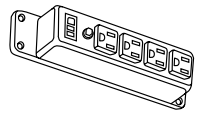


- three 110 outlets
- dual USB-A charging ports
- 72" 3-prong- 15amp plug power feed
- 15amp / 110 volt
- specify Black (BK) or White (WH)

To Order, Specify:

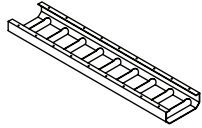
- ① Model number

Description	D	W	H	CTN WT	CU FT	① Model	List Price
-------------	---	---	---	-----------	----------	---------	------------



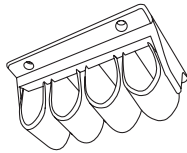
- includes switch
- power surge with 10' cord
- four electrical outlets
- field installed

Wire Management Trays	7½	45				GP9WMT1-0845	\$300
	7½	35				GP9WMT1-0835	\$253
	7½	25				GP9WMT1-0825	\$205



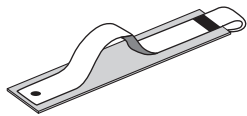
- silver powder-coated finish
- four hanging brackets (CI2C00)

Description	D	W	H	CTN WT	CU FT	① Model	List Price
Cable Management Clip	2½	3¾	1⅝	1	1	0304CMC	\$61




- four retention loops
- field installed with screws provided
- mounts under surface
- black

Wire Management Velcro Straps (Set of 4)	1¾	3½	¼	1	1	04WVS	\$63
---	----	----	---	---	---	--------------	-------------



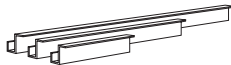
- field installed with adhesive tape provided
- mounts under surface or on vertical panels
- black

Wire Management Channel	2½	36	1	4		36WC	\$89
	2½	24	1	3		24WC	\$80
	2½	12	1	2		12WC	\$70




- black plastic
- field installed with adhesive tape provided

Wire Management Trough	2½	36	2½	3		36WCT	\$169
	2½	24	2½	3		24WCT	\$154
	2½	12	2½	2		12WCT	\$132



- black plastic
- field installed with screws provided


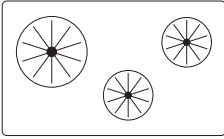
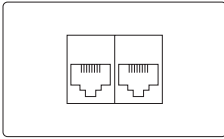
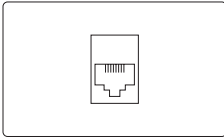
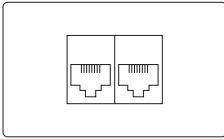
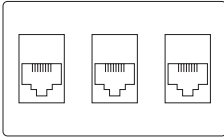

Wire Management Trough	1⅝	36	2¾	1		36WJC	\$73
	1⅝	24	2¾	1		24WJC	\$53
	1⅝	12	2¾	1		12WJC	\$29

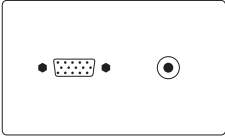
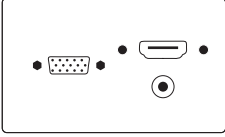
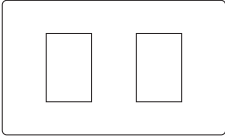
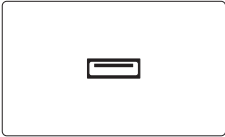
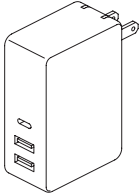


- black plastic
- field installed with adhesive tape provided
- mounts to edge of surface top

To Order, Specify:

① Model Number

Description	D	W	H	CTN WT	CU FT	① Model	List Price
Data Plate - Blank Cap 		1 3/4	3 3/8			TCP101	\$19
<ul style="list-style-type: none"> • for use in EC4, EC5, EC6, EC7 							
Data Plate - Three Cord Bushings 		1 3/4	3 3/8			TCP102	\$86
<ul style="list-style-type: none"> • for use in EC4, EC5, EC6, EC7 <p>Excluded from GSA Contract/Open Market</p>							
Data Plate - Two Jacks 		1 3/4	3 3/8			TCP103	\$152
<ul style="list-style-type: none"> • one RJ11 Cat3 Jack • one RJ-45 Cat6 Jack • for use in EC4, EC5, EC6, EC7 							
Data Plate - One Jack 		1 3/4	3 3/8			TCP104	\$108
<ul style="list-style-type: none"> • one RJ-45 Cat6 jack • for use in EC4, EC5, EC6, EC7 							
Data Plate - Two Jacks 		1 3/4	3 3/8			TCP105	\$181
<ul style="list-style-type: none"> • two RJ-45 Cat6 jacks • for use in EC4, EC5, EC6, EC7 							
Data Plate - Three Jacks 		1 3/4	3 3/8			TCP106	\$254
<ul style="list-style-type: none"> • three RJ-45 Cat6 jacks • for use in EC4, EC5, EC6, EC7 							
Data Plate - HDMI 		1 3/4	3 3/8			TCP107	\$239
<ul style="list-style-type: none"> • one HDMI female to female with 36" cord • for use in EC4, EC5, EC6, EC7 							

Description	D	W	H	CTN WT	CU FT	① Model	List Price
Data Plate - VGA and Mini-Stereo  <ul style="list-style-type: none"> • one VGA female to female with 72" cord • one Mini-Stereo Inline • for use in EC4, EC5, EC6, EC7 		1 3/4	3 1/8			TCP108	\$232
Data Plate - VGA, HDMI and Mini-Stereo  <ul style="list-style-type: none"> • one VGA female to female with 72" cord • one HDMI female to female with 36" cord • one Mini-Stereo Inline • for use in EC4, EC5, EC6, EC7 		1 3/4	3 1/8			TCP109	\$400
Data Plate - Two Open Data Ports  <ul style="list-style-type: none"> • used with two Type 3 Telecom Jacks; see page VS363 • for use in EC4, EC5, EC6, EC7 		1 3/4	3 1/8			TCP110	\$19
Data Plate - USB 3.0  <ul style="list-style-type: none"> • one USB 3.0 Type A/A with 36" patch cord with male end • for use in EC4, EC5, EC6, EC7 • data transfer port • can become powered USB charging port with addition of TCP111-POW power supply 		1 3/4	3 1/8			TCP111	\$263
USB Charging - Power Supply  <ul style="list-style-type: none"> • USB power supply • for use with TCP111 • converts TCP111 into USB charging port • power source under table or from building required to power unit 						TCP111-POW	\$115

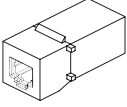
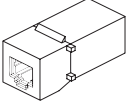
To Order, Specify:

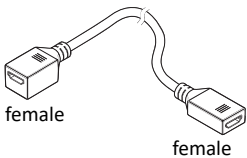
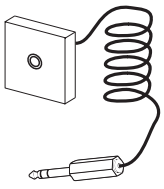
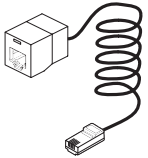
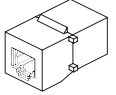
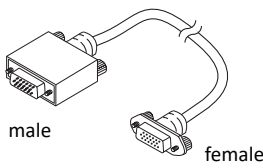
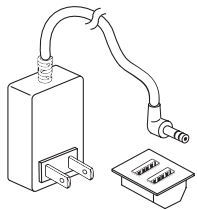
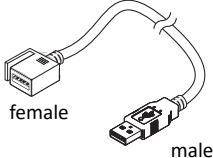
① Model Number

Type 2 Telecom Jacks

GSA Contract SIN #33721



Description	D	W	H	CTN WT	CU FT	① Model	List Price
Phone Jack 						TCP201	\$76
						<ul style="list-style-type: none">• RJ-11 phone jack• for use in EC7	
Data Jack 						TCP202	\$99
						<ul style="list-style-type: none">• CAT6-RJ45 data jack• for use in EC7	

Description	D	W	H	CTN WT	CU FT	① Model	List Price
HDMI Connector  <ul style="list-style-type: none"> • HDMI coupler • 18" cord • female to female connection • for use in EC9, EC10, EC13, EC15 • uses data adapter kit CCC adapter plate 						TCP301	\$123
Mini Stereo Jack  <ul style="list-style-type: none"> • 3.5 mm Mini Stereo Jack • 10 foot cord • female to male connection • for use in EC9, EC10, EC13, EC15 • installs directly into unit without need of data adapter kit <p>Excluded from GSA Contract/Open Market</p>						TCP302	\$63
Network Jack  <ul style="list-style-type: none"> • CAT6 RJ-45 Panduit Jack • Pre-terminated • 10 foot cord • 8-Pin • for use in EC9, EC10, EC13, EC15 • uses data adapter kit FFF adapter plate 						TCP303	\$114
Voice Coupler  <ul style="list-style-type: none"> • AMP Category 3, RJ-11 • 6-Pin • connects to standard phone cord • for use in EC9, EC10, EC13, EC15 • uses data adapter kit CCC adapter plate 						TCP304	\$47
Data Jack - VGA 15 Pin  <ul style="list-style-type: none"> • 120" M/F cable- female-to-male connection • 15 pin connections • provides electronic device to remove display connection • uses data adapter kit HHH adapter plate 						TCP305	\$152
Dual Powered USB Charging  <ul style="list-style-type: none"> • two (2) USB-A connections for USB powered devices or charging mobile electronics • 2000mA (2 amp) charging power per USB port • black or white option • for use in EC9, EC10, EC13, EC15 • installs directly into unit without need of data adapter kit • 27" cord 						TCP306	\$194
Data Jack - USB 3.0  <ul style="list-style-type: none"> • USB 3.0 data jack with 10' cord and male plug • for use in EC9, EC10, EC13, EC15 • data transfer port- no USB charging capability • data transfer speed up to 5gbs/sec • uses data adapter kit CCC adapter plate 						TCP307	\$106

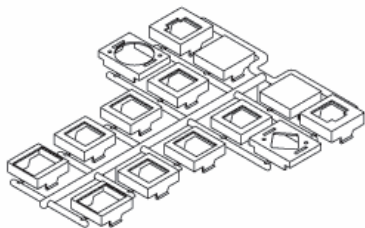
To Order, Specify:

① Model Number

Data Adapter Applications

Data adapter kits ship with each power and data unit.

Adapter plates are marked on the back with letter designators to indicate the data jack manufacturer, series and style. Websites are listed below for quick reference to verify data jack series or style.



Included with EC9, EC10, EC13, EC15, TCP110 and CC9CNE1-0708.

NOTE: Verify fit of data jack in adapter before ordering large quantities as manufacturer designs may change without notice.

Adapter	Manufacturer	Website
AA	Uniprise/Systimax/Avaya	www.uniprisesolutions.com
BB	Tyco SL and 100 Connect Series Modular Jacks	www.amconnect.com
BB	Siemon Keystone Style	www.siemon.com
BB	Allen Tel Versa Tap Series	www.allentel.com
BB	Leviton Quick Port® Series	www.leviton.com
BB	Nordx Keystone Style	www.nordx.com
CC	Tyco SL Coupler Series	www.amconnect.com
CC	Krone 6000 Series	www.adc.com
CC	Hubbell Xcelerator™ Keystone Series	www.hubbell.com
DD	Blank (no coupler/jack)	
EE	Ortronics TracJack Series	www.ortronics.com
FF	Panduit Mini-Com Series	www.panduit.com
GG	Microphone jack/3-pin XLR, solder type only	
HH	Video Monitor jack/DB-15, panel mount solder style	

The TCP110 Type 1 Data plate comes with the adapter kit to allow installation of data jacks listed above. The TCP110 can be installed in the EC4, EC5, EC6, EC7.

