

pricelist

effective July 1, 2024

GSA Contract GS-28F-0030U
SIN #33721

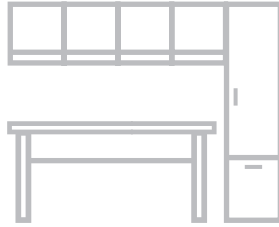
SEATING



JSI Price Lists

Tables + Casegoods

[Bourne Tables](#)
[Brogan](#)
[Copilot](#)
[Finale](#)
[Lincoln](#)
[Native](#)
[Nosh](#)
[Privacy Program](#)
[Prost](#)
[Reef](#)
[Romy](#)
[Traditional](#)
[Trail](#)
[Walden](#)
[Wellington](#)
[Accessories](#)



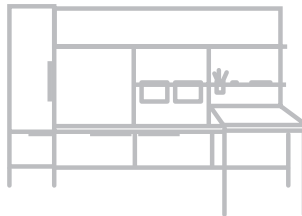
Lok

[Training Tables](#)
[Teamwork Tables](#)
[Conference Tables](#)
[Occasional Tables](#)



Flux

[Private Office](#)



Healthcare

[Seating](#)
[Kindera](#)
[Satisse](#)
[Somna](#)

[Casework](#)
[Forge](#)



Vision

[Casegoods](#)
[Tables](#)



Seating

Addison	Kyla
Americana	Mackey
Ansen	Madison
Arwyn	Millie
Avini	Moto
BeSpace	Newton
Boston	Oxley
Bourne Seating	Pillow
Bryn	Poet
Caav	Protocol
Class Act	Proxy
Collective Motion	Ramona
Cosgrove	Ria
Connect	Sosa
Encore	Teekan
Finn	Totem
Finn Nu	Trinity
Garvey R5	Wink
Gatsby	Ziva
Harbor	
Hoopz	
Indie	
Jude	
Knox	



Environmental Mission

Our vision and goal is a sustaining supplier, manufacturer and customer for the long term protection and preservation of our environment for future generations.

MISSION

To achieve this vision, we are dedicated to ensuring the health and wellbeing of all of our partners, reducing negative impact on the environment, and maintaining price structure by increasing efficiencies and reducing consumption.

JSI, and it's parent company, is an internal manufacturer and has been an environmentally conscious organization for more than 80 years.

We are proud to use wood as our primary sustainable material resource and all corporate policies and procedures support the efforts to "recover, recycle, reuse, repurpose, reduce, refuse, and re-engineer". In doing this, we are committed to the conservation of the environment and its natural resources as well as encouraging our suppliers and customers to do the same. A goal of a "Sustainable Partnership", supplier, manufacturer and customer, is essential for the long term protection preservation and sustainability of our environment for future generations.

LOCATION

Our manufacturing facilities are located in the center of Southern Indiana. With our diverse product offering and manufacturing capabilities, we provide a single source for all of your project needs allowing you to conserve our fossil fuels and reduce greenhouse gases.

PACKAGING

We place emphasis on the minimal use of disposable packaging while still providing adequate protection to the finished product. Our corrugated packaging is recyclable, reusable, and up to 100% recycled content. We reuse or recycle more than 175 tons of corrugated material annually.

REGULATORY

All of our manufacturing facilities are in compliance with applicable OSHA regulations and meet or exceed all applicable DEM and EPA regulations for air emissions, storm water and hazardous waste disposal.

MANUFACTURING FACILITIES

Our manufacturing facilities are geared toward eco-efficiency and are encouraged to continually improve and conserve. Solid wood not used in the direct manufacturing process is recovered for the operation of our dry kilns, thus reducing greenhouse gases, the use of fossil fuels, and the burden of waste placed on landfills. Composite panels not used in the direct manufacturing process are ground and sold for use as animal bedding and boiler fuel. In addition to other energy savings techniques, our manufacturing facilities use high efficient lighting, make use of power factor capacitors, and encourage all to conserve and reduce energy consumption and water usage. Condensation pumps are used to aid in water conservation as well as extending boiler life.

MANUFACTURING PROCESSES

Our finish processes utilize efficient spray guns and proper spray techniques to reduce wasted material. Excess finish material, solvents, and waste are recycled. Many of the assembly processes use water based glues that contain no hazardous ingredients.

TEXTILES

Many of our fabric options utilize up to 100% recycled content. Our leather alternative program includes selections that contain no toxic materials, plasticizers, heavy metals, or formaldehyde and have a 100% biodegradable back cloth. Some of the available panel fabric used, if discarded is a biological nutrient for the soil. Most of the components (foam, batting, and polycord) used in upholstered products are recyclable. Excess fabrics and leathers not utilized in the upholstery process go to recyclers and local charities for additional use.

WOOD

Wood is the most diverse, most process friendly, and most widely utilized natural resource in mankind's history. No other natural resource can match the environmental advantages of wood, including being renewable, recyclable, natural, carbon negative, and biodegradable. Utilizing the sun's energy, trees grow and remove carbon dioxide from the air while giving off oxygen to benefit the entire planet. Approximately 49% of wood's dry weight is carbon and harvesting mature trees in a sustainable forest, which has slowed in the absorption of carbon dioxide, allows the photosynthetic cycle to continue at full optimization and allow for the carbon to remain sequestered. We are proud to use wood as our primary "sustainable" renewable resource.

WOOD OPTIONS

Many environmentally friendly solid wood and engineered wood options are available for quote, including: Lyptus®, Plyboo®, reclaimed woods, agricultural and post-consumer waste fiber products, etc.

INDOOR AIR QUALITY

Our goal is to reduce the impact our products will have on the indoor air quality. We practice the latest technologies and utilize a third party to assure we meet this goal. GreenGuard, one of the leaders in IAQ certification, continues to certify our product offering with UL2818-GreenGuard Indoor Air Quality certification.

PARTNERSHIPS

BIFMA
Business and Institutional Furniture Manufacturer Association
 USGBC
United States Green Building Council
 IIDA
International Interior Design Association
 FSC
Forest Stewardship Council - Forestland
 UL GreenGuard
Indiana Department of Natural/Resources - Division of Forestry - Classified Forest, Wildlands Program

Lifetime Warranty

JSI warrants to the original purchaser that each piece of furniture will be free from defects in workmanship, given normal use and care for as long as the original customer owns and uses the product. Normal use is defined as the equivalent of a single shift, 40-hour work week.

JSI will, at its option, repair or replace with comparable product within the terms of the warranty.

Exceptions to Warranty:

12 Years (from date of purchase)

- Wood Seating
- Seating Controls
- Pneumatic Cylinders
- Laminate Surfaces
- Veneer Surfaces
- Solid Surface Components
- Somna, Kindera, Satisse and Forge in multi-shift environment except components as specifically identified below

10 Years (from date of purchase)

- Recliner Mechanisms and Associated Levelers (regardless of shift usage)

5 Years (from date of purchase)

- Casters (including recliner central locking)
- Glides (including MagLinx™)
- Electric Height Adjustable Bases
- Task Lights
- Mesh/Knit Materials
- Electrical Components
- Foam
- Recliner Heat Components

This Warranty Does Not Cover:

- Natural variations in color, grain or texture of wood and other covering materials over which JSI has no control
- Normal wear, color fastness, shrinkage, puddling, wrinkling and stretching of upholsteries including fabric, vinyl, leather and other textiles. This warranty does not cover any defects that may arise in the use of COM or COL upholstery materials. Textile manufacturer’s warranty will apply.
- Damages resulting from transportation, improper assembly, installation, handling, accident, user modification attachments, misuse, or neglect of product care.
- Damage resulting from extreme climate conditions
- Finish damages resulting from normal wear and tear, improper maintenance, water damage, exposure to sunlight, extreme high or low humidity or temperature, or other acts of nature.
- Damage created by loading file drawers with anything other than hanging folders.
- Use of any unauthorized non-JSI components for use in the place of JSI components, including but not limited to worksurfaces, bases, brackets, or other essential components.

Replacement components are warranted for a duration of 2 years or for the remaining duration of the initial warranty, whichever extends further.

Textile supplier’s warranty will apply. Given the diverse range of cleaning agents used by various facilities, it is advisable to conduct testing on each textile choice using the facility’s designated cleaning techniques prior to placing an order.

JSI makes no expressed or implied warranties to any product and, in particular, makes no warranty of merchantability of fitness for any particular purpose. JSI will not be liable for any consequential or incidental damages under this warranty.

Unique Characteristic of Natural Woods and Veneers

JSI uses high quality wood and veneer harvested from sustainably managed forests. Every tree has unique and defining characteristics, like fingerprints. These characteristics can be defined by differences in color, grain configuration, and textures. These characteristics will be more noticeable if the product has a clear or lighter finish.

JSI uses select beech, cherry, maple, oak and walnut cut wood products to produce the desired look of our furniture products.

Maple and Cherry species have a higher degree of uneven distribution of grain, small color streaks, and pin knots.


At JSI, we take care of selecting woods and veneers that are used in our products. With this in mind, we hope you appreciate the beauty of each tree’s fingerprints. Products will not be replaced due to these natural characteristics.

Veneers can be sliced in a variety of ways to create unique patterns. JSI uses several different patterns, as shown below.

Flat (Plain) Cut as shown



Quarter Sliced as shown



Double Cut as shown



Rift Cut as shown



Double Cut

The Double Cut veneer is a processed product that has at least two cuttings to create the final veneers. These cuts of veneer strands are dyed and layered into a block to create variation of patterns from a very tight grain pattern to an exotic figure grain pattern.

JSI offers two collection of veneer, our Essentials and Artisan Collections.

Essentials

The Essentials Collection allows users to specify beautiful veneers, without sacrificing budget, providing grain patterns and hues for maximum material flexibility and style range.

Artisan

The Artisan Collection provides a curated selection of finishes expressing an elevated style and contemporary nature.

Laminates (Veneer Series)

An alternative HPL (Higher Pressure Laminate) laminate work surface can be specified on most of our casegood product lines. The specification pages will also list the available coordinating finishes.

Laminate Series

JSI laminate series offer a full laminated product with imprinted grain to hide finger prints and provide durability. The worksurface tops are HPL (High Pressure Laminate) or TFL (Thermal Fused Laminate). TFL is used on the product’s chassis.

An overview of finishes and laminates appear on page IV, detailing which species each veneer finish is applied to.

Series Material Offering

Select finishes, species and materiality are available on a per series offering, with JSI curating the correct palette offering for the series intent. Please refer to each series feature highlights within the product pages to identify the material, species, grain patterns and finishes available for that specific series.

JSI Core Materials

For projects requiring similar finishes across multiple series, JSI recommends using our Core Materials program. Finishes in this group are offered throughout the vast majority* of JSI products in the three main material categories Essentials and Artisan Veneer, Laminate and Solid Maple, in a spectrum of light to dark.

*note: not applicable to all series, for example BeSpace only offers clear veneer finish.

Finish - Top Coat

To reduce hazardous formaldehyde emissions, we use our proprietary specially designed top coat, DuraTex™. It significantly reduces hazardous formaldehyde emissions and helps improve indoor air quality.

Finish - Color/Stains

A wide range of stains are available to bring out the beautiful characteristics of each wood species. We coordinate finish color between our veneer stains and solid lumber stains; however, not all may be a perfect match. The stains are continually reviewed for accuracy of color, as well as a constant monitoring of the latest color trends in the furniture market.

Finish - Matching

Due to the natural characteristics of wood, environmental effects, and material upgrades, JSI cannot guarantee exact finish matches on existing furniture previously ordered.

If an exact match is required to accompany existing furniture, it must be specified at the time of order placement, so specific internal procedures can be followed to ensure a proper and acceptable finish match. We reserve the right to change our finish formula at any time to improve safety, quality, and appearance. Unless a finish match for existing furniture is requested at the time of ordering, we accept no liability for finish that may not match the existing furniture from prior orders.

Solid lumber may inherently have mineral streaks, pits, and various other natural occurrences. Care is taken in selecting the solid lumber to coordinate with the requested finish on our veneer products. This internal selection process is subject to availability of solid lumber parts.

Finish Sheen

All casegood veneer finishes are standard in 35-sheen, with the exception of Raven, which is only offered in 15-sheen. All other finishes are available in 15-sheen, with a 5% upcharge, per model.

Custom/Special Finishes

JSI, upon request, will accommodate special finishes. A written request is required to proceed with custom finish orders. A sample reference is required for first-time matches and must be included with the written request.

There is a charge of **\$384 list per order** for any non-standard wood finish.

Orders will be entered noting the special finish. A sample match will be provided to the customer. Written approval is needed before the finish process can be started. Delays in approval may have an impact on lead times.

Every effort will be made to create the requested match; however, an acceptable match may not be possible because of natural variations of wood. These natural variations can also cause minor differences in the final finish product.

Use standard pricing and option pricing for each line item with a special finish, unless additional modifications have been specified. For items available in both Essential and Artisan veneers, apply the Essentials pricing.

Samples

Samples of standard wood finishes, paints colors, metal colors, and standard laminate are available upon request. The fastest way for requests to be filled is by using our website. See below for options to request samples.

Website – jsifurniture.com (click the resource tab)
 JSI Sales representatives
 Phone – 800.457.4511 – Customer Service
 Email – customerservice@jaspergroup.us.com

Veneer Finish and Laminate Overview

Designator	Finish	Veneer Collection	Veneer Species	Laminate	Core Program
BAR	Barrel	Artisan	White Oak- Double Cut	n/a	N
BRK	Brickdust	Essentials	Cherry	HPL & TFL	Y
BUF	Buff	Artisan	White Oak- Double Cut	n/a	N
CSK	Cask	Essentials	Walnut	HPL & TFL	Y
CND	Cinder	Artisan	White Oak- Double Cut	n/a	N
CLY	Clay	Essentials	Cherry	HPL & TFL	Y
EGR	Egret	Artisan	White Oak- Double Cut	HPL & TFL	N
FAW	Fawn	Essentials	Linear - Double Cut	HPL & TFL	Y
FLX	Flax	Essentials	Maple	n/a	N
FLN	Flint	Essentials	Linear - Double Cut	HPL & TFL	Y
LOF	Loft	Essentials	Linear - Double Cut	HPL & TFL	Y
MES	Mesa	Essentials	Cherry	HPL & TFL	Y
MIN	Mineral	Essentials	White Oak- Double Cut	HPL & TFL	Y
MCH	Mocha	Essentials	Walnut	HPL & TFL	Y
OBK	Outback	Essentials	Cherry	HPL & TFL	Y
PIL	Pilsner	Essentials	Maple	HPL & TFL	Y
RAV	Raven	Artisan	Black Oak	n/a	N
RYE	Rye	Artisan	White Oak- Double Cut	n/a	N
SAB	Sable	Artisan	White Oak- Double Cut	n/a	N
SAD	Saddle	Artisan	White Oak- Double Cut	n/a	N
SIE	Sienna	Essentials	Walnut	n/a	N
TRF	Truffle	Essentials	Walnut	n/a	N
UMB	Umber	Essentials	Walnut	HPL & TFL	Y
VAL	Valley	Essentials	Linear - Double Cut	HPL & TFL	Y



Pricing

Prices found in this document or on our website are list prices in U.S. dollars for standard product delivery to one destination. Prices do not include storage, installation, or taxes. Possession of this price list does not constitute an offer to sell. Orders can only be received from approved authorized JSI dealers.

Prices and product information in this document, as well as our website, are subject to change without notice. Reference website for most up to date product offering and pricing.

In our ongoing efforts to minimize ancillary charges. JSI does not include these fees in any calculations for dealer participation fees or commissions in any form. Ancillary charges include but are not limited to special finish charges, special laminate charges and handling fees. When calculating your dealer participation fee or commission earned, please include product lines only and exclude any ancillary charges. Should you have any questions, please call our office for clarification.

Orders

Detailed specification pages are available in the price list at the beginning of each series.

Additional information may be obtained by consulting the Customer Service Department or our website.

Indicate shipping address if different from billing address.

Send Orders To:

US Mail – JSI
225 Clay Street
Jasper, IN 47546
Fax – 812-482-1548
Email – orders@jaspergroup.us.com

JSI reserves the right to make changes in dimensions, styles, or specifications if we believe these changes will improve the safety, quality, or appearance of the product.

Acceptance of orders will be subject to credit approval, barring any acts of governments, or any other causes beyond our control (e.g. strikes, fire, embargo of materials, etc).

Product Modifications

While we offer a wide range of products to accommodate many possible solutions, we also recognize the needs for our products to be modified from our standard offering.

In the series introduction section of each product, we address modification options for that series.

To see if the desired modification is possible, please contact our Customer Service Department for a quote. Note that order quantities and material availability can affect the quote. Additional information may be requested to fully quote modifications.

Order Acknowledgments

All orders will be acknowledged promptly upon entry of a clean order. The acknowledgment will show how the order was entered, ship date and any other information pertinent to the order. It is the purchaser's responsibility to verify all the information on the acknowledgment carefully and notify us immediately, in writing, of any discrepancies.

Every reasonable effort is made to ship as acknowledged; however, the acknowledged ship date is approximate. Company will generally ship within five (5) working days of the acknowledged ship date. If a firm ship date is necessary, customer must inform company at time of order and company will make all reasonable efforts to meet each customer's request. Acknowledged shipping dates are contingent upon the force majeure conditions contained in these terms and conditions.

Cancellations and Changes

All orders are considered firm and are not subject to cancellation or change without approval from JSI. All approved changes are subject to additional charges and revised lead times

Quickship

JSI offers select Vision models, with select options, in our Quickship program. These items ship within 10 business days after receipt of a clean, credit approved purchase order. Items should be placed on order separate from standard lead time models.

Product for up to 10 offices or 10 tables can be included on a single Quickship order. Available capacity is filled by orders as they are received. If normal 10 day Quickship is not available because capacity has been filled, you will be immediately notified by JSI customer service. Changes and cancellations to Quickship orders are not allowed under any circumstances, nor are modifications to the pre-determined Quickship offering. Limit one order per project.

Delivery

Our freight policy consists of prepaid freight to the 48 contiguous states; all other shipments are prepaid to port of exit ONLY. JSI reserves the right to select the appropriate carrier and shipment routes, most shipments are on freight carriers that are dedicated furniture specialists. Standard deliveries require a DOCK that can accommodate 75 foot trucks. Ownership and inspection of product is the responsibility of the buyer upon pickup by the freight carrier. Pricing in this book is for standard delivery only. Standard delivery does not include non-dock delivery, inside delivery, residential delivery or installation of product. Fees and changes for non-standard deliveries are listed below.

Shipping Destination

Changes to ship to locations may not occur within seven days prior to the ship date, however, in atypical situations a **\$250 change fee** will be applied to accommodate additional carrier fees.

Standard Delivery Time

Between 8 AM and 3 PM Monday through Friday. Special delivery requests can be subject to additional fees to accommodate requests.

No Touch Freight

Our freight is considered "no touch". Therefore, customers are to be prepared to unload freight from inside the truck prior to arrival. In the instance that a driver must unload the shipment, driver assists fees will apply (see fees below).

On-Site Deliveries

Shipments to the installation site, and time deliveries are available on full truckloads or slightly less, at no additional charge. Shipments or timed deliveries for smaller shipments may not be available, or if available may require an additional charge.

Detention Fees

- Carriers are given two-hour maximum time allotment to unload for one-stop truckloads.
 - Carriers are given one hour maximum time allotment to unload for multi-stop truckloads
- *Detention fees apply after allotted unloading time and will be at buyer's expense.

Fees

Orders of less than \$1,000 net \$93 net per order
 (If order is UPS shippable, the handling fee is waived and customer is invoiced for exact shipping charges.)
 Weekday deliveries outside of standard delivery times . . . \$309 net
 Weekend deliveries (Saturday or Sunday). \$618 net
 Liftgate Deliveries \$515 net minimum 7% of net price
 Driver Assist \$93 net
 Jobsite Non-Dock Delivery \$155 net per truck
 Inside Delivery (first floor inside only)- no installation or carton removal \$258 net minimum 7% of net price
NO RESIDENTIAL DELIVERIES

Warehouse/Storage Fees

Additional storage time with a provided two-week approved notice is calculated at 3% per month of the product amount or per day.

Please be Advised

- Reconsignment fees are the responsibility of the buyer.
- Any charges arising from failure to meet shipment, re-routing while in transit or carrier storage charges are the responsibility of the buyer.
- Contact Customer Service to inquire about skidding of products, special crating of products and product installation. These requests must be approved by JSI and made at the time of order.
- Carriers have the right to refuse delivery to a specified location if it conflicts with their liability policy.

Freight Damage

JSI products are packed in cartons and meet or exceed existing codes for furniture and seating products. All shipments are delivered to the carrier in good condition and our liability ceases thereafter. If delivery arrives short or damaged, contact Customer Service immediately to file a claim. In the event of concealed damage, notify Customer Service and request immediate inspection. Failure to file a claim within 15 days after receipt of merchandise constitutes acceptance and a waiver of any such claims. Please inspect merchandise immediately upon receipt, otherwise there is no recourse. Keep all cartons and packing material, discarding these materials may negate your claim.

Storage of product in areas of uncontrolled humidity and temperature may cause damage to the product and void the JSI warranty.

Repairs

JSI will not issue credit allowance for any type of repairs without prior written consent.

Sales order, product model numbers, and reason for repair will be expected in order to process the repair request. A digital photo will help to expedite the request. JSI reserves the right to recommend solutions for repair.

Replacement Parts

Obtain information and pricing on replacement parts by contacting Customer Service. Please have the model number available when requesting replacement parts. Additional information may be required to ensure proper replacement parts.

Returns

JSI products are made to order and may not be returned for credit. No merchandise may be returned to JSI without a signed Return Good Authorization (RGA) form issued by our Customer Service Department. RGA's will be considered for the following reasons:

1. Manufacturing defect (validated by JSI representative).
2. JSI order processing error.
3. Shipping error.
4. Mis-marked cartons.
5. Duplicate shipments.

Liability for defective merchandise shall be limited to replacement or repair.

If you have questions as to whether your reason for return qualifies for consideration, please contact Customer Service. At the discretion of JSI, returns on stocked items may be considered with the following stipulations:

1. 60% restocking fee.
2. All return freight charges must be prepaid by dealer.
3. Product was never removed from the original carton.
4. Product must be returned within 30 days of RGA issue date.
5. Credit will not be issued if product returned is damaged.
6. Under no circumstances can we accept COD (Cash on Delivery) returns. Any such shipment will be refused.

Please note most models on Quickship are produced on demand and cannot be returned. Modified, special or custom-built product is not eligible for return.

Fire Retardancy

All JSI upholstered components comply with California Bureau of Home Furnishings and Thermal Insulation-Technical Bulletin 117-2013 issued by State of California Department of Consumer Affairs. This standard requires upholstered furniture to be safer from the hazards associated with smolder ignition in all four (4) categories of materials, as applicable.

Compliance with more stringent codes may require special manufacturing considerations and upcharges.

California Technical Bulletin 133 (CAL 133)

JSI uses a barrier material between the foam cushioning and the upholstery cover in order to comply with CAL 133. The standard upcharge on products specified to comply with CAL 133 is **\$81 list per yard** of textile.

JSI has performed a series of full scale fire tests on samples-representing worst case scenarios of upholstered units- to comply with the requirements of the state of California Technical Bulletin 133 (CAL 133). Products in compliance are labeled in accordance of the standards.

Some product designs and fabric cannot be combined to comply with CAL 133. Because of this, we reserve the right to reject any request for an upholstery cover, including COM, textile may not contain olefin or product style that we feel may compromise the integrity or safety of a product specified to comply with CAL 133.

Contact Customer Service for a quote if you require laboratory certification that a specific product and upholstery combination WILL PASS CAL 133. The quotation will include testing, video, and transportation charges plus the list cost of the sample.

Our standard lead time will apply to products that do not require certification. Allow an additional six weeks over the standard lead time for products that need actual laboratory certification.

The end user, specifier and/or dealer have the responsibility to make sure all products specified will meet the flammability and safety codes of the jurisdiction where the products will be located and used.



Flame Spread

All JSI may be required to comply with the requirements of Flame Spread based on ASTM standards/NFPA Life Safety Codes and general public knowledge are as follows:

- Solid Wood- Class C
- Topcoats- Class A
- Carded Fabric- Class A
- Composite Panels- Class C
- Laminate- Class B

Plastics- According to the NFPA, the lack of stability of plastics under high temperature conditions and inherit combustibility have eliminated the use of plastics for applications requiring a flame spread rating.

Also be advised that improvements may be attained in certain instances with the addition of chemicals which may add additional costs, chemical exposure and/or compromise the integrity of the product.

Textile Carded Programs

JSI is proud to partner with Maharam, Momentum, Spradling, Stinson, Ultrafabrics, Camira and Cortina Leather. Please refer to our website for our standard patterns, along with the current grade.

<https://www.jsifurniture.com/finishes-and-materials/textiles>

Textile Grade-In Programs

For the convenience of our specifiers, we offer an extensive graded in program. Please reference our website for the most up to date information on our graded in program.

<https://www.jsifurniture.com/resources/textile-partner-info/overview/>

For additional specifications on the pattern or to order memo samples, please contact the textile suppliers directly:

- Arc Com www.arc-com.com
- Camira www.camirafabrics.com
- DesignTex www.designtex.com
- Maharam www.maharam.com
- Mayer www.mayerfabrics.com
- Momentum www.themomgroup.com
- Spradling www.spradlinggroup.com
- Stinson www.cfstinson.com
- Ultrafabrics www.ultrafabricsllc.com
- Cortina Leather www.cortinaleathers.com

Any textile not graded in or pre-approved for COM/COL will require application test approval prior to order entry and shipment of fabric or leather to JSI. For current JSI grades and application status by series visit www.jsifurniture.com Resources > Graded-In + COM; [Graded-In + COM](#).

Indicate on purchase order if JSI is to order the fabric.

Grades and availability of fabric are subject to change without notice. Changes could include but are not limited to price increase, discontinued patterns, discontinued colors, etc. See www.jsifurniture.com for up to date information.

Many textiles have repeats and the additional yardage required has been factored in for textiles ordered through the JSI Carded and Grade-In Programs. We reserve the right not to match textiles with a horizontal or vertical repeat greater than 17". Additional charges may apply for textile being applied with special instructions.

Some fabric thickness or stiffness may cause issue with proper upholstery of tackable wall panels or upholstery privacy screens. Please contact customer service with concerns on the fabric thickness for these items.

COM/COL Address

JSI
Attn: COM/COL Department
Receiving B
Dock 71
201 East Martin St.
Orleans, IN 47452

Tag: Dealer Name / Purchase Order #

General COM Fabric/COL Hide Policy

Refer to the COM/COL Price Columns for list prices.

All yardage requirements listed in the price list are based upon 54" plain non-directional material. Additional yardage may be required based on fabric repeat and matching.

All square footage requirements for COL are based on an average hide size of 50 square feet.

Contact Customer Service for any of the following conditions:

- + approval of COM/COL to be used (see policy on the next page)
- + fabric repeats greater than 3"
- + fabric less than 54" wide
- + leather hides smaller than 50 square feet
- + special application requirements request

When requesting information from Customer Service on COM/COL please supply the following information:

- + model number and quantity of the product the COM/COL will be applied
- + COM/COL textile supplier's name
- + name of pattern and color of the textile
- + any special application request

Visit www.jsifurniture.com Resources > Graded-In + COM to see if the textile has already been approved. If there is no record for this particular textile then a Memo Sample will be required.

JSI takes no responsibility when additional materials must be ordered.

COM Fabric Repeat Guide

Roll Width	Plain Fabric	1" - 5" Repeat	6" - 10" Repeat	11" - 15" Repeat	16" - 20" Repeat	21" - 30" Repeat	31" - 40" Repeat	41" - 50" Repeat
54"	0%	10%	15%	20%	25%	30%	40%	50%
53" to 51"	15%	20%	25%	30%	35%	40%	50%	60%
50" to 48"	30%	35%	40%	45%	50%	55%	70%	90%
47" to 36"	60%	65%	70%	75%	80%	85%	100%	120%

The percentage represents the additional fabric yardage that needs to be added to the COM yardage. Contact Customer Service for repeats greater than 50".

All COM/COL must meet applicable codes and regulations, including TB117-2013. By selecting COM/COL, customer certifies that the material meets such codes. JSI assumes no responsibility for the applicable codes and regulation regarding flammability rating and safety rating of any COM/COL.

JSI cannot be held responsible for receipt of defective fabrics, as we apply all COM as first quality goods.

We can take no responsibility for tailoring, wear-ability or application of COM/COL textiles. Any warranty claims for the COM/COL Textile materials will fall to the original vendor of the textile, not JSI.

COM Fabric/COL Hide Process for JSI Seating

General COM Fabric and COL Hide Policy also apply.

JSI will approve or disapprove COM/COL on all products. An approval of a textile from JSI makes no claim that performance, durability or tailoring of COM/COL will result in satisfactory upholstery. Every effort will be made to meet customer's expectation, but fabrics/leathers have unforeseen inherent characteristics that may limit JSI's ability to deliver a well tailored product.

Approval COM Textile/COL Hide Process for Seating

Follow the Steps Below:

1. Send a Memo Sample of the COM/COL (recommended memo be at least 4" x 4")
 JSI
 Attn: COM/COL Approval Department
 201 East Martin Street
 Receiving B, Dock 71
 Orleans, IN 47452
2. Call our Customer Service Department at 812-482-3204 to request an electronic version of approval form.

Guide Order Form for COM and COL

Please send sample to:
 JSI
 Attn: COM/COL Approval Depart.
 201 East Martin St.
 Receiving B, Dock 71
 Orleans, IN 47452

① **Order Information:**

Quote #: _____ **Purchase Order #:** _____

Customer Service: _____

Dealer Name/Project Name: _____

Contact: _____

Address: _____

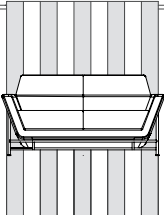
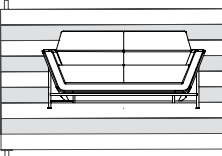
Phone: _____ **Email:** _____

Model Number(s) Receiving COM / COL: _____

Please forward a copy of this form to your JSI CSR for record keeping

② **Select off the bolt application:** *(Check one of the boxes)*

Up the roll (standard on most seating) Railroaded

③ **Additional information:** _____

④

Attach sample here.

JSI will review and test as needed all requests. You will be notified as soon as results are documented by our review personnel. JSI reserves the right to reject any COM/COL on our products. We will provide COM/COL explanation of any unapproved textile whenever possible.

Custom Options

Wood Laser Engraved Back

Many of our seating models are available with a custom wood laser engraved back. University seals, logos, unique designs, or any type of graphic can be designed into the seating back for a custom creation. Copyright approval may be required. Consult JSI Customer Service for pricing and artwork specifications. Artwork must be submitted as a JPG or PDF file.



Wood Laser Engraved Back General Pricing

* must order plain back when choosing these options

For Artwork 4" x 4" or Less	\$58 list per chair
For Artwork Less than 6" x 6"	\$102 list per chair
For Artwork Larger than 6" x 6"	Call For Pricing

For orders fewer than 50 pieces, add \$158 list per design, per order. This pricing reflects etching (leaving the wood dark). If additional painted colors are added to artwork please call customer service for pricing.

A \$139 list set-up fee applies.

Care and Maintenance

Care and Maintenance

Care of Upholstery Surfaces

Cleanability will vary based on the fabric type. For best results, a professional service is recommended. Dirt and crumbs may be gently brushed or vacuumed off. Spills should be wiped up immediately with a cloth. Vinyl textiles can be cleaned with warm soapy water and then wiped down with a warm damp cloth. For more details on any JSI carded fabric and vinyl, please visit our website at jsifurniture.com or consult the back of the appropriate swatch card for cleaning codes and any specific instructions. For COM materials, consult with the individual textile manufacturer for cleaning codes and any specific instructions pertaining to your particular fabric.

Maintenance of Mechanical Parts

Clean any lint or debris from the moving parts of the base mechanisms. Mechanisms have been designed and tested to not require lubrication under normal conditions; however, lubricant can be used if needed.

Care of Wood Edges and Veneer Surfaces

Clean all surfaces frequently with water dampened soft cloth, moving the cloth with the grain direction. Immediately remove any liquids that come in contact with wood surfaces with a blotting action to absorb liquid. Buff dry. Lift objects to move them, never pull them across the finished surface. For an additional safeguard, use a protective surface pad. This will ensure a lasting finish by protecting your furniture from possible damage caused by pens, cups and sharp objects. Avoid exposure of furniture to extremes of heat and cold, or to wide humidity variances. Avoid exposure of furniture to strong sunlight. Avoid exposure of furniture to harsh solvents such as nail polish remover, acetates, etc., as it will cause finish deterioration. If using a protective glass top, place spacer pads under the glass top to allow the wood to breathe.

Care of Metal Finishes

Wash your powder-coated item at least one every six months. Use soft rags only - No abrasives. For stubborn stains and grease marks, use soap and water mixture. Combine 1 gallon of water and 1 cup of the neutral detergent in the bucket. Mix it up by swirling one of the rags around in it. Wipe down the powder coat with a rag that has been dampened with the cleaning solution. Do not scrub, but use gentle, repetitive pressure to remove any built-up grime. Rinse the powder coat off with a rag dampened with clear, clean water. Do not spray it down, but rather wipe it off with the rag. You may need to do this several times to get all the soap off. Wipe the powder coat down with a clean dry rag. This will prevent streaking and spotting.

Care of Frosted Glass

Use a clean, dry lint free cloth to wipe the surface. Follow with warm water and a clean rag; no soap or chemicals. Wipe dry with a clean, dry lint free cloth. Cleaning the frosted side is not recommended, if desired to clean use the above method but do not spray the water on the frosted side, use a clean rag. Please allow 48 hours for the frosted side to dry and not to show cloudiness.

Tempered Glass Information

JSI is aware of occasional occurrences of spontaneous glass breakage in various furniture products. Tempered glass makes it stronger and if it breaks, will cause it to break into many small pieces of “cubes” rather than sharp and potentially dangerous shards.

Glass breakage in furniture may occur for a variety of reasons. Tempered glass is particularly prone to breakage from damage (scratches, nicks, etc.) that may occur during shipping, handling, installation, use or maintenance. Exposure to rapid changes in temperature or concentrated temperature zones may also cause breakage.

Tempered glass may also break due to a specific type of imperfection or “inclusion” that occurs within the glass when manufactured. When this condition exists glass breakage may occur without any obvious cause. This is often referred to as “spontaneous” breakage but is a very isolated occurrence in the glass industry.

Care of Dry Erase Boards

Erase after every use to eliminate ghosting. Clean weekly with a Dry Erase Cleaner. Avoid the use of orange and red Dry Erase Markers. Follow manufacturers cleaning instructions for the eraser. If ghosting or staining remains use a small amount of rubbing alcohol on a clean, soft towel to remove.

Care of Solid Surface

Although liquids cannot penetrate Solid Surface, it is best to wipe up spills as they occur. Generally, a damp microfiber cloth used with a standard household kitchen spray should remove most stains.

For most residues, all you need to clean your Solid Surface countertops is a warm soapy water, ammonia-based household cleaner or a dedicated countertop cleaner. Do avoid window cleaners; however, as they can leave a waxy build-up that dulls the surface. Always clean using a circular motion.

Film will build up on countertops if water is left to dry on the surface. This film will dull the countertop surface, making the finish appear blotchy and uneven. To prevent film build-up, it is very important to wipe the countertop completely dry immediately after spills and cleaning.

Some color of Solid Surface may require more frequent cleaning to maintain a uniform finish. Darker colors tend to require more attention than lighter colors. Over time, even with proper care, your countertop will acquire a sheen. Dark colors may show light scratches more readily.

Specification Tools

JSI products are manufactured to order and provide a multitude of options to address your individual customer needs. As you process your order do not forget to include all the necessary information to allow the order entry process to be completed. Please see the order checklist at the beginning of every series.

JSI Customer Service edits every order for complete information. If details are not included with the purchase order, Customer Service will contact you to answer these questions. If information is not completed in a timely manner it will delay the entry process and could affect your product delivery date. To avoid delay in order entry and potential delay in delivery of your order, please double check the line items to ensure all selections have been completed.

To ensure completion of details on your purchase order, electronic catalogs and specification tools have been developed to aid in the process. These electronic tools include:

20-20 GIZA Studio and 20-20 CAP Studio software offers state-of-the-art design, specification, photo-realistic rendering and three-dimensional visualization capabilities for configurable products in the commercial interior design markets. 20-20 GIZA Studio and 20-20 CAP Studio are available for all JSI Casework and Seating products, in 2D and 3D graphics and the Specifier Catalog. Updates are made monthly reflecting any changes that occurred. To be sure the most up to date information is provided on orders, users of this software program are responsible to update their catalogs.

CET Designer, by Configura is an all-in-one software solution for space planning and configuration of products. The intuitive workflow guides you through entire process from idea to reality- supporting every step of the sales process

GSA Advantage is a Federal Government electronic catalog site offered to assist GSA customers in specifying and pricing JSI product. Listed at this site are all contract items and prices under GSA Contract # GS-28F-0030U.

Our JSI website jsifurniture.com provides many tools to assist in the design and order selection. Included in the site are downloadable images, typicals, product symbols, brochures, contact information, price lists, sales representative locations, warranty and environmental information.

GSA Terms and Conditions



Contract Holder

Contract # GS-28F-0030U

Maximum Order

\$250,000 net

Geographic Coverage

48 contiguous states and Washington D.C.

Point of Production

Jasper, Dubois County, Indiana
Orleans, Orange County, Indiana

Discount

Discount 61.6%* off list.

*Discount for Walden and Wellington is 61.71% off list.

Discount Quantity

Walden and Wellington only
\$300,000 to \$350,000 Net = 0.5%
\$350,001 to \$400,000 Net = 1%
\$400,001 to \$450,000 Net = 1.5%

Prompt Payment Terms

1% 15 - net 30 days from date of invoice.

Government purchase cards are accepted at or below the micro-purchase threshold

Government purchase cards are accepted above the micro-purchase threshold

Foreign Terms

Not applicable.

Time of Delivery

30-75 days after receipt of order, 90 days maximum.

Expedited Delivery

Contact Customer Service 800-457-4511

Overnight and 2-day Delivery

Not applicable.

Urgent Requirements

Contact Customer Service 800-457-4511

F.O.B. Points

F.O.B. destination, freight prepaid and allowed to 48 contiguous states and Washington D.C. excludes special delivery requirements.

In addition to the standard terms and conditions, the following terms and conditions apply to GSA contract.

Contract Number

GS-28F-0030U

Contract Period

June 24, 2013 - June 24, 2028

Statement of Intended Use

The furniture covered by special item number 33721 Office Furniture shall comply with the requirements defined in purchase description 3QSAB 09-608. All furniture offered under this SIN shall be GSA Chassis Grade 1, 2, 3 or NA, GSA Drawer Grade 1, 2, 3, 4 or NA, Design A B or C, as defined in 3QSAB 09-608.

Description of Special Item Number SIN #33721

Cooperative Purchasing

No

Set Aside

No

FSC/PSC Code

7125

NAICS 337211 Wood Office Furniture Manufacturing 1000 employees

Includes all furniture placed in an office, such as chairs, desks, etc. In addition, ancillary services are included, however services performed shall not be the primary purpose of the work ordered.

Lowest Price Model

SIN #	Model Number	Net Price
33721	VS-LBRKT-20	\$28.03



GSA Terms and Conditions

Ordering Address

Jasper Seating Company, Inc. d/b/a JSI
Attn: Participating Dealer
225 Clay Street
Jasper, IN 47546
Fax: 812-482-1548
Phone: 800-457-4511
Email: orders@jaspergroup.us.com

Order Procedures:

Per contract

Payment Address

JSI
225 Clay Street
Jasper, IN 47546

Warranty Provision

Limited Lifetime

Export Package Charges

Quoted on project-by-project basis.

Terms of Government Commercial Credit Card Acceptance

Accepted.

Rental, Maintenance, and Repair

Not applicable.

Terms and Conditions of installation

12% of net purchase order for installation services up to \$250,000.00 of net purchase price.

Terms and conditions of repair parts, etc.

See warranty.

List of service and distribution points

Contact Customer Service 800-457-4511.

List of participating dealers

Contact Customer Service 800-457-4511.

Preventive Maintenance

N/A

Environmental Attributes

GreenGuard Certified and recycled wood waste and fabric remnants

Section 508 Compliance

N/A

DUNS

00-636-7767

CCR and SAMS Registration

Jasper Seating Company, Inc. is registered
Cage Code #31881
Federal ID #35-0420370
UEI #DDJ2GKQM7M84

Product Modifications

We willingly accept customers' modifications to standard products. See product modification information by series at the start of each series under the "Product Modification" sections. If there is a modification you desire that is not listed in this section, please call Customer Service for a modification quote/price

Acceptance, Modification, Assignment

By placing this order for furniture, material or other products (sometimes collectively referred to as "goods"), customer agrees to these terms and conditions which shall prevail over inconsistent provisions in any other form or document of customer. No change or modification shall be applicable unless set forth in writing and signed by company. Neither this order nor any interest therein shall be assigned by customer except with the prior written consent of company.

Payment

Customer agrees to pay to company the amount indicated on the invoice, 1% 15 days, net 30 days from date of invoice (U.S. funds only), for goods ordered. Interest will be charged after 30 days from the date of invoice at the rate of one and a half percent (1.5%) per month. International sales will require additional payment arrangements. No goods shall be sold on consignment or conditional sales basis. Payment for the goods delivered hereunder shall constitute acceptance thereof.

Attorneys' Fees

Customer shall be responsible for all expenses and cost in connection with the enforcement by company of these terms and conditions and the cost of collection (including the fees of any collection agencies to whom the customer's account may be referred), plus reasonable attorneys' fees (which attorneys' fees shall not be less than 25% of the amount due, unless a lower amount is specified by applicable law).

Remedies

The remedies herein reserved shall be cumulative, and additional to any other or further remedies provided in law or equity. No waiver of a breach of any provision of these terms and conditions shall constitute waiver of any other breach or of such provision.

Insolvency

Company may forthwith cancel this order in the event of the happening of any of the following or any other comparable event: insolvency of the customer, the filing of a voluntary petition in bankruptcy, the filing of any involuntary petition to have customer declared bankrupt provided it is not vacated within thirty (30) days from the date of filing, the appointment of a receiver or trustee for customer provided such appointment is not vacated within thirty (30) days from the date of such appointment, or the execution by customer of an assignment for the benefit of creditors.

GSA Terms and Conditions

Limitation of Liability

The Company shall not under any circumstances be liable to the customer, owner of the goods or any third party for special, indirect, incidental, or consequential damages, including, without limitation, loss of profits or revenues, loss or damage to other property or equipment, cost of capital or of purchased or replacement goods, or expense, delay, or inconvenience caused by or arising from the purchase, sale, use, repair or inability to use the goods or by any performance or non-performance under, or breach of, these terms and conditions. The Company's sole liability for any defective goods shall be its repair or its replacement pursuant to the express warranties set forth above, or if amended, as applicable at the time of manufacture or repair of the goods. Some states do not allow the exclusion or limitation of incidental or consequential damages, so the above limitations or exclusion may not apply to all customers. Any action resulting from any breach on the part of company as to the goods or services delivered here under must be commenced within one year after the cause of action has occurred.

Returns and Allowances

Reasonable touch-up and deluxing is the dealer's responsibility. The Company will not make allowances for trip or delivery charges, but will only make allowance for actual work performed to correct manufacturing defects. Allowances maybe authorized only by a company officer. It is the responsibility of the field sales representative to inspect any defective merchandise and make suggestions and recommendations as to the proper disposition. Field personnel cannot obligate or bind the company by definite agreement, without final authorization by a company officer. Company will not accept automatic charge backs which do not have prior authorization. All defects must be called to the company's attention upon arrival at the customer's "ship to" destination. To initiate any type of claim or request for parts, it is imperative to have the model number or fabric number, which may be located on the tag attached to the frame of the unit. Authorization for return to the company via a return goods authorization. Company will not issue credit allowances for any repairs without company's prior consent. Under no circumstances shall the company accept COD (cash on delivery) returns, and any such shipment will be refused.

Security Agreement

The Company may require and customer shall grant a security interest in goods sold pursuant to any credit the company may extend to the customer.

Governing Law

All disputes between the parties, whether or not arising out of these terms and conditions, will be governed by the laws of the state of Indiana. Customer agrees to submit to the jurisdiction of and agrees all lawsuits relating to any disputes between the customer and the company will be brought only in a state court located in Dubois County, Indiana or the United States District Court for the Southern District of Indiana. The customer hereby waives the right to a trial by jury in any action, proceeding, claim, or counterclaim whether in contract or tort, at law or in equity, arising out of or relating in any way to these terms and conditions and all other disputes between the parties.

Mitigation

If the company repossesses the goods prior to payment by the customer of all amounts due hereunder, the company may sell the goods, as is, where is, free and clear of all rights of the customer at either public or private sales, and apply the net proceeds (after deducting expenses of repossession and sale) to the obligation of customer hereunder. The customer may dispose of the goods in any commercially reasonable place and manner and the customer waives any notice of time, place and manner of sale.

Integration

This order for goods, including these terms and conditions, along with any credit application, invoice, statement, dealer contract, acknowledgment, bill of lading (and any exhibits, addenda or amendments thereto) of which this order may be a part, constitutes the sole and complete agreement between the company and the customer with respect to the purchase of the goods.

Dimensions/Specifications/Finishes

All dimensions are approximate and may vary due to the upholstery technique of each craftsman. If exact dimensions are required, it is necessary for the customer to state such specifications with the order. Detailed specifications sheets are available for each series of goods, and customer should consult the company's customer service department for these specification sheets. Company reserves the right to make changes in dimensions, style, or specifications if company believes these changes will improve the goods' quality or appearance. Company reserves the right to substitute hardwoods due to availability at production. Due to the natural characteristics of wood, environmental effects, and material upgrades, the company cannot guarantee exact finish matches on existing goods previously ordered from company. If an exact match to customer's existing goods is required, it must be specified so that the proper procedures can be followed to ensure an acceptable finish. Company will accept no liability for the finish if this procedure isn't followed. Company reserves the right to make changes in a finish formula if company believes the change will improve the quality or appearance of company's goods.

Company's Performance of Its Obligation

The production and delivery of the goods to the extent delayed or hindered or prevented from the performance by reason of natural disasters, acts of god, strikes, lockouts, labor troubles, inability to procure materials, casualties, failure of power, restrictive governmental laws or regulations, riots, insurrections, acts of terrorism, war or other reason of a like nature not the fault of the company shall excuse for the period of the delay the company's performance and the period for the performance shall be extended for a period equivalent to the period of such delay.

Addison Order Check List:



ADDISON

Specify:

- 1. Model Number
- 2. Wood Species - Red Oak (RO) or Maple (M)
- 3. Wood Finish/Color
- 4. Fabric Selection - vendor, pattern and color
- 5. Optional FRONT LEG casters - add \$68 list; specify seat height NOT AVAILABLE on BARSTOOLS
- 6. Optional Rubber Cushion Nylon Glides - no upcharge

Example:

353C | RO | HEN | MOMENTUM | VOX | MYSTIC
 (model #) | (wood species) | (finish) | (fabric vendor) | (pattern name) | (pattern color)

1. Model Number

2. Wood Species - Red Oak (RO) or Maple (M)

3. Wood Base/Color Options:

Red Oak

BRW	Brownie	ECU	Ecru
CAN	Canyon	HEN	Henna
CIT	Citron	HNY	Honey
DES	Desert	NUT	Nut Brown

Maple

BAR	Barrel	MCH	Mocha
BRK	Brickdust	OBK	Outback
BUF	Buff	PIL	Pilsner
CSK	Cask	PIN	Pinnacle Walnut
CND	Cinder	RAV	Raven
CLY	Clay	RYE	Rye
EGR	Egret	SAB	Sable
FAW	Fawn	SAD	Saddle
FLX	Flax	SIE	Sienna
FLN	Flint	TRF	Truffle
FLO	Florence Walnut	UMB	Umber
LOF	Loft	VAL	Valley
MES	Mesa	WLH	Walnut Heights
MIN	Mineral		

Paint Color - add \$47 list per item

BKD	Backdrop	NVL	Novel Lilac
BFX	Black Fox	PPL	Patchwork Plum
BRV	Bravado Red	PGR	Pewter Green
BWH	Bright White	QAL	Queen Anne Lilac
BRF	Broccoflower	RPT	Redend Point
BTT	Butternut	ROS	Rose Tan

Paint Color (continued) - add \$47 list per item

CCY	Canyon Clay	SAU	Saucy Gold
CHT	Chatroom	SVP	Silverplate
DEN	Denim	SKS	Skyline Steel
GAL	Gale Force	STM	Storm
GRV	Greek Villa	TRC	Tricorn Black
KGR	Kendal Green	UKH	Universal Khaki
NWH	Nonchalant White	WBL	Windy Blue

4. Fabric Selection - Please supply the following:
 Fabric vendor/Pattern name/Pattern color

[For a complete list of JSI Standard and Graded-In Textiles click here](#)

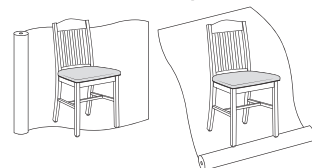
All COM orders must include the following:

- Vendor's name, pattern name and color
- Sample of the fabric attached to order
- Model numbers of items for fabric application
- Special application instructions (e.g., all stripes will be applied front to back unless specified otherwise)
- Customer and purchase order number



Ship prepaid COM material to:



JSI
 Attn: COM Department
 201 East Martin Street
 Receiving B, Dock 71
 Orleans, IN 47452

Application of fabric:
 Railroaded Up the Roll



All COM orders will ship at standard lead time from receipt of COM except for orders requiring special custom matched finishes.

Description		① Model	Specifications				List Price Per Grade	
Armless		353A All Wood 353C Uph. Seat · optional front leg casters available - add \$68 list for set of 2 casters · coordinating Children's collection	Dimensions				All Wood	\$475
			Overall	20 1/2	18	34 1/2	COM	\$539
353A all wood	353C uph. seat	Seat	15 1/2	18	18 1/2	A	\$563	
		Upholstery		Shipping		B	\$581	
		COM Ydg	3/4	Ctn Wt	20	COL/C	\$619	
		COL Sq Ft	9	Cu Ft	9	D	\$666	
						E	\$713	
						F	\$767	
						G	\$840	
						H	\$915	
						I	\$1,032	
						J	\$1,181	
						L1	\$851	
						L2	\$929	

46 3/4" h Barstool		① Model	Specifications				List Price Per Grade	
		358A All Wood 358C Uph. Seat · casters not available · standard with brass scuff plate, also available in polished aluminum or matte black	Dimensions				All Wood	\$575
			Overall	20 3/8	18	46 3/4	COM	\$638
358A all wood	358C uph. seat	Seat	15 1/2	18	30	A	\$658	
		Upholstery		Shipping		B	\$682	
		COM Ydg	3/4	Ctn Wt	25	COL/C	\$719	
		COL Sq Ft	9	Cu Ft	13	D	\$767	
						E	\$814	
						F	\$865	
						G	\$941	
						H	\$1,015	
						I	\$1,132	
						J	\$1,279	
						L1	\$952	
						L2	\$1,029	

To Order, Specify:

- ① Model Number
- ② Wood Species - Red Oak (RO) or Maple (M)
- ③ Wood Finish/Color [See Wood Finish/Color Options](#)
- ④ Fabric Selection - vendor, pattern and color
Visit www.jsifurniture.com/finishes-and-materials/textiles for our textiles program. See selection of standard and graded in manufacturers and patterns.
- ⑤ Optional FRONT LEG Casters - add \$68 list; specify seat height. **NOT AVAILABLE on BARSTOOLS**
- ⑥ Optional Rubber Cushion Nylon Glides - no upcharge

Specifications

- Wood species - Red Oak or Maple.
- Seat is upholstered with 1 1/2" polyurethane foam and synthetic sheet webbing for added comfort.
- Mortise and tenon construction with corner blocks, glue and screws.
- Standard with rubber cushion metal glides.

Addison Children's Order Check List:



ADDISON

Specify:

- 1. Model Number
- 2. Wood Species - Red Oak (RO) or Maple (M)
- 3. Wood Finish/Color
- 4. Fabric Selection - vendor, pattern and color
- 5. Optional Rubber Cushion Nylon Glides - no upcharge

Example:

356C <small>(model #)</small>	M <small>(wood species)</small>	BAR <small>(finish)</small>	MOMENTUM <small>(fabric vendor)</small>	VOX <small>(pattern name)</small>	MYSTIC <small>(pattern color)</small>
----------------------------------	------------------------------------	--------------------------------	--------------------------------------------	--------------------------------------	------------------------------------------

1. Model Number

2. Wood Species - Red Oak (RO) or Maple (M)

3. Wood Base/Color Options:

Red Oak

BRW	Brownie	ECU	Ecru
CAN	Canyon	HEN	Henna
CIT	Citron	HNY	Honey
DES	Desert	NUT	Nut Brown

Maple

BAR	Barrel	MCH	Mocha
BRK	Brickdust	OBK	Outback
BUF	Buff	PIL	Pilsner
CSK	Cask	PIN	Pinnacle Walnut
CND	Cinder	RAV	Raven
CLY	Clay	RYE	Rye
EGR	Egret	SAB	Sable
FAW	Fawn	SAD	Saddle
FLX	Flax	SIE	Sienna
FLN	Flint	TRF	Truffle
FLO	Florence Walnut	UMB	Umber
LOF	Loft	VAL	Valley
MES	Mesa	WLH	Walnut Heights
MIN	Mineral		

Paint Color - add \$47 list per item

BKD	Backdrop	NVL	Novel Lilac
BFX	Black Fox	PPL	Patchwork Plum
BRV	Bravado Red	PGR	Pewter Green
BWH	Bright White	QAL	Queen Anne Lilac
BRF	Broccoflower	RPT	Redend Point
BTT	Butternut	ROS	Rose Tan
CCY	Canyon Clay	SAU	Saucy Gold
CHT	Chatroom	SVP	Silverplate

Paint Color (continued) - add \$47 list per item

DEN	Denim	SKS	Skyline Steel
GAL	Gale Force	STM	Storm
GRV	Greek Villa	TRC	Tricorn Black
KGR	Kendal Green	UKH	Universal Khaki
NWH	Nonchalant White	WBL	Windy Blue

4. Fabric Selection - Please supply the following:

Fabric vendor/ Pattern name/ Pattern color

[For a complete list of JSI Standard and Graded-In Textiles click here](#)

All COM orders must include the following:

- Vendor's name, pattern name and color
- Sample of the fabric attached to order
- Model numbers of items for fabric application
- Special application instructions (e.g., all stripes will be applied front to back unless specified otherwise)
- Customer and purchase order number

Ship prepaid COM

material to:

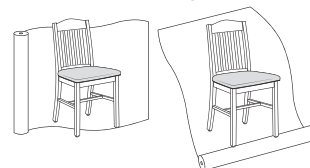
JSI

Attn: COM Department
201 East Martin Street
Receiving B, Docks 71-73
Orleans, IN 47452

Application of fabric:



Railroaded

Up the Roll



All C.O.M. orders will ship at standard lead time from receipt of C.O.M. except for orders requiring special custom matched finishes.

5. Optional Rubber Cushion Nylon Glides - no upcharge

Description	Model	Specifications				List Price Per Grade	
Armless  356A all wood	356A All Wood 356C Uph. Seat  356C uph. seat	Dimensions				All Wood	\$467
		Overall	15	15	29	COM	\$570
		Seat	13	15	16	A	\$589
		Upholstery		Shipping		B	\$612
		COM Ydg	¾	Ctn Wt	13	COL/C	\$649
		COL Sq Ft	9	Cu Ft	6	D	\$698
						E	\$746
						F	\$796
						G	\$869
						H	\$945
						I	\$1,063
						J	\$1,208
						L1	\$883
						L2	\$957

ADDISON

To Order, Specify:

- 1 Model Number
- 2 Wood Species - Red Oak (RO) or Maple (M)
- 3 Wood Finish/Color [See Wood Finish/Color Options](#)
- 4 Fabric Selection - vendor, pattern and color
Visit www.jsifurniture.com/finishes-and-materials/textiles for our textiles program. See selection of standard and graded in manufacturers and patterns.
- 5 Optional FRONT LEG Casters - add \$68 list; specify seat height. **NOT AVAILABLE on BARSTOOLS**
- 6 Optional Rubber Cushion Nylon Glides - no upcharge

Specifications

- Wood species - Red Oak or Maple.
- Seat is upholstered with 1 ½" polyurethane foam and synthetic sheet webbing for added comfort.
- Mortise and tenon construction with corner blocks, glue and screws.
- Standard with rubber cushion metal glides.

Americana Order Check List:



Specify:

- 1. Model Number
- 2. Wood Species - Red Oak (RO) or Maple (M)
- 3. Wood Finish/Color
- 4. Upholstered seat style - horseshoe style available; add \$28 list per chair/barstool; add \$36 list per bench
- 5. Fabric Selection - vendor, pattern and color
- 6. Optional FRONT LEG casters - add \$68 list; specify seat height NOT AVAILABLE on BARSTOOLS
- 7. Optional Trim Nails; add \$132 list per chair/barstool; add \$166 list per bench. Standard trim nail color is Antique Brass. Optional Black trim nails available.
- 8. Optional 1 3/4" Circle Back Cut Out - add \$22 list per chair (select models)
- 9. Optional Rubber Cushion Nylon Glides - no upcharge

Example:

301C (model #)	RO (wood species)	HEN (finish)	MOMENTUM (fabric vendor)	VOX (pattern name)	MYSTIC (pattern color)
--------------------------	-----------------------------	------------------------	------------------------------------	------------------------------	----------------------------------

1. Model Number

2. Wood Species - Red Oak (RO) or Maple (M)

3. Wood Base/Color Options:

Red Oak

BRW Brownie	ECU Ecu
CAN Canyon	HEN Henna
CIT Citron	HNY Honey
DES Desert	NUT Nut Brown

Maple

BAR Barrel	MCH Mocha
BRK Brickdust	OBK Outback
BUF Buff	PIL Pilsner
CSK Cask	PIN Pinnacle Walnut
CND Cinder	RAV Raven
CLY Clay	RYE Rye
EGR Egret	SAB Sable
FAW Fawn	SAD Saddle
FLX Flax	SIE Sienna
FLN Flint	TRF Truffle
FLO Florence Walnut	UMB Umber
LOF Loft	VAL Valley
MES Mesa	WLH Walnut Heights
MIN Mineral	

Paint Color - add \$47 list per item

BKD Backdrop	NVL Novel Lilac
BFX Black Fox	PPL Patchwork Plum
BRV Bravado Red	PGR Pewter Green
BWH Bright White	QAL Queen Anne Lilac
BRF Broccoflower	RPT Redend Point
BTT Butternut	ROS Rose Tan
CCY Canyon Clay	SAU Saucy Gold
CHT Chatroom	SVP Silverplate
DEN Denim	SKS Skyline Steel
GAL Gale Force	STM Storm
GRV Greek Villa	TRC Tricorn Black
KGR Kendal Green	UKH Universal Khaki
NWH Nonchalant White	WBL Windy Blue

4. Upholstered Seat Style - standard with fully upholstered seat. Optional horseshoe style with welt cord available; add \$28 list per chair/barstool; add \$36 list per bench.

5. Fabric Selection - Please supply the following: Fabric vendor/ Pattern name/ Pattern color

[For a complete list of JSI Standard and Graded-In Textiles click here](#)

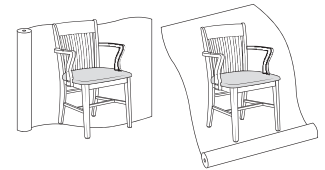
All COM orders must include the following:

- Vendor's name, pattern name and color
- Sample of the fabric attached to order
- Model numbers of items for fabric application
- Special application instructions (e.g., all stripes will be applied front to back unless specified otherwise)
- Customer and purchase order number

Ship prepaid COM material to:

JSI
Attn: COM Department
201 East Martin Street
Receiving B, Dock 71
Orleans, IN 47452

Application of fabric:
Railroaded Up the Roll



All COM orders will ship at standard lead time from receipt of COM except for orders requiring special custom matched finishes.

6. Optional Trim Nails - add \$132 per chair/barstool; add \$166 list per bench. Standard trim nail color is Antique Brass. Optional Black trim nails are available. Optional Black trim nails must be specified when ordering.

7. Optional Back Cut Out - 1 3/4" circle; add \$22 list per chair, on select models.



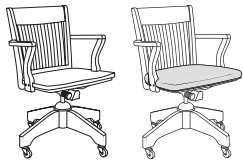
Description

① Model

Specifications

List Price Per Grade

Swivel



300A
all wood

300C
uph. seat



optional jury
base


- 300A All Wood**
300C Uph. Seat
- optional five star base with pneumatic lift - add \$83 list
 - dual black casters available, no upcharge - specify when ordering
 - optional jury base available, revolves, tilts - add \$210 list
 - optional jury base does not include site installation hardware

Excluded from GSA Contract/Open Market

Dimensions	D	W	H
Overall	21 ½	23 ½	33 -35 ¾
Seat	17 ½	19 ½	16 ¼-19
Arm	25 ½-28 ¾		
Upholstery		Shipping	
COM Ydg	¾	Ctn Wt	40
COL Sq Ft	9	Cu Ft	12

All Wood	\$781
COM	\$851
A	\$858
B	\$870
COL/C	\$891
D	\$919
E	\$942
F	\$983
G	\$1,027
H	\$1,064
I	\$1,131
J	\$1,210
L1	\$965
L2	\$1,000

Arm



301A
all wood

301C
uph. seat

- 301A All Wood**
301C Uph. Seat
- optional front leg casters available - add \$68 list for set of 2 casters
 - coordinating Children's Collegian collection

Dimensions	D	W	H
Overall	23 ¾	23	34 ½
Seat	17 ¾	19 ¼	18 ¼
Arm	27 ½		
Upholstery		Shipping	
COM Ydg	¾	Ctn Wt	28
COL Sq Ft	9	Cu Ft	12

All Wood	\$615
COM	\$671
A	\$678
B	\$690
COL/C	\$711
D	\$739
E	\$762
F	\$803
G	\$847
H	\$884
I	\$951
J	\$1,030
L1	\$785
L2	\$820

Armless



302A
all wood

302C
uph. seat

- 302A All Wood**
302C Uph. Seat
- optional five star base with pneumatic lift - add \$83 list
 - dual black casters available, no upcharge - specify when ordering
 - optional jury base available, revolves, tilts- add \$210 list



Excluded from GSA Contract/Open Market



Dimensions	D	W	H
Overall	29	28	33 -36 ¾
Seat	16 ¾	18 ¼	16 ¼-20
Upholstery		Shipping	
COM Ydg	¾	Ctn Wt	38
COL Sq Ft	9	Cu Ft	10

All Wood	\$736
COM	\$808
A	\$815
B	\$827
COL/C	\$848
D	\$876
E	\$899
F	\$940
G	\$984
H	\$1,021
I	\$1,088
J	\$1,167
L1	\$922
L2	\$957



optional jury
base

Description	Model	Specifications				List Price Per Grade	
		Dimensions	D	W	H	All Wood	COM
Armless  303A all wood	303A All Wood 303C Uph. Seat · optional front leg casters available - add \$68 list for set of 2 casters	Overall	21 ½	18 ½	34 ½	\$464	\$521
		Seat	16 ¼	18 ¼	18	\$528	\$540
 303C uph. seat		Upholstery		Shipping		\$561	\$589
		COM Ydg	¾	Ctn Wt	20	\$612	\$653
		COL Sq Ft	9	Cu Ft	9	\$697	\$734
						\$801	\$880
						\$635	\$670

Description	Model	Specifications				List Price Per Grade	
		Dimensions	D	W	H	All Wood	COM
Armless  313A all wood	313A All Wood 313C Uph. Seat · optional front leg casters available - add \$68 list for set of 2 casters · optional 1 ¾" circle back cut out - add \$22 list per chair · coordinating Children's Collegian collection	Overall	22	18 ½	35 ¼	\$464	\$523
		Seat	16 ¼	18 ½	18 ¾	\$530	\$542
 313C uph. seat		Upholstery		Shipping		\$563	\$591
		COM Ydg	¾	Ctn Wt	20	\$614	\$655
		COL Sq Ft	9	Cu Ft	9	\$699	\$736
						\$803	\$882
						\$637	\$672

To Order, Specify:

- 1 Model Number
- 2 Wood Species - Red Oak (RO) or Maple (M)
- 3 Wood Finish/Color [See Seating Finish/Color Options](#)
- 4 Upholstered Seat Style - horseshoe style; add \$28 list per chair/barstool; add \$36 list per bench
- 5 Fabric Selection - vendor, pattern and color
Visit www.jsifurniture.com/finishes-and-materials/textiles for our textiles program. See selection of standard and graded in manufacturers and patterns.
- 6 Optional FRONT LEG Casters - add \$68 list; specify seat height.
NOT AVAILABLE on BARSTOOLS
- 7 Optional Trim Nails - add \$132 list per chair/barstool; add \$166 list per bench Antique Brass standard; optional Black trim nails available, specify when ordering
- 8 Optional Circle Cut Out - add \$22 list per chair (select)
- 9 Optional Rubber Cushion Nylon Glides - no upcharge

Specifications

- Wood species - Red Oak or Maple.
- Seat is upholstered with 1" high density polyurethane foam.
- Mortise and tenon construction with corner blocks, glue and screws.
- Standard with rubber cushion metal glides.


Description

① Model

Specifications

List Price Per Grade

43½" h Barstool



307A
all wood


307C
uph. seat

- 307A All Wood**
307C Uph. Seat
- 43 ½" back height
 - casters not available
 - standard with brass scuff plate, also available in polished aluminum or matte black

Dimensions	D	W	H
Overall	21	18 ¾	43 ½
Seat	17	18 ¾	30 ¾
Upholstery		Shipping	
COM Ydg	¾	Ctn Wt	30
COL Sq Ft	9	Cu Ft	13

All Wood	\$651
COM	\$705
A	\$712
B	\$724
COL/C	\$745
D	\$773
E	\$796
F	\$837
G	\$881
H	\$918
I	\$985
J	\$1,064
L1	\$819
L2	\$854

46" h Barstool



308A
all wood

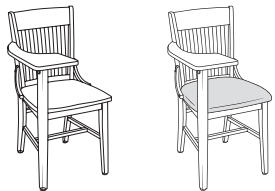
308C
uph. seat

- 308A All Wood**
308C Uph. Seat
- 46" back height
 - casters not available
 - standard with brass scuff plate, also available in polished aluminum or matte black

Dimensions	D	W	H
Overall	21	18 ¾	46
Seat	17	18 ¾	30 ¾
Upholstery		Shipping	
COM Ydg	¾	Ctn Wt	30
COL Sq Ft	9	Cu Ft	13

All Wood	\$620
COM	\$672
A	\$679
B	\$691
COL/C	\$712
D	\$740
E	\$763
F	\$804
G	\$848
H	\$885
I	\$952
J	\$1,031
L1	\$786
L2	\$821

Tablet



309A
all wood

309C
uph. seat

- 309A All Wood**
309C Uph. Seat
- 11 x 11 ½ standard size tablet
 - optional 11 x 17 tablet arm available - add \$45 upcharge
 - tablet standard on right
 - available with left tablet - please specify when ordering
 - optional front leg casters available - add \$68 list for set of 2 casters

Dimensions	D	W	H
Overall	28 ¼	24 ½	34 ½
Seat	14	20	18 ¼
Arm			29 ½
Upholstery		Shipping	
COM Ydg	¾	Ctn Wt	33
COL Sq Ft	9	Cu Ft	14

All Wood	\$623
COM	\$699
A	\$706
B	\$718
COL/C	\$739
D	\$767
E	\$790
F	\$831
G	\$875
H	\$912
I	\$979
J	\$1,058
L1	\$813
L2	\$848

Description	Model	Specifications			List Price Per Grade		
		Dimensions	D	W	H	All Wood	COM
46¾" h Swivel Barstool	319A All Wood	Overall	20 ½	18 ¾	46 ¾	\$750	\$801
	319C Uph. Seat	Seat	16	18 ½	30	\$808	\$820
		Upholstery		Shipping		COL/C	\$841
		COM Ydg	¾	Ctn Wt	42	D	\$869
		COL Sq Ft	9	Cu Ft	13	E	\$892
						F	\$933
						G	\$977
						H	\$1,014
						I	\$1,081
						J	\$1,160
						L1	\$915
						L2	\$950

Description	Model	Specifications			List Price Per Grade		
		Dimensions	D	W	H	All Wood	COM
43½" h Barstool	317A All Wood	Overall	21	18 ¾	43 ½	\$651	\$705
	317C Uph. Seat	Seat	17	18 ¾	30 ¾	\$712	\$724
		Upholstery		Shipping		COL/C	\$745
		COM Ydg	¾	Ctn Wt	30	D	\$773
		COL Sq Ft	9	Cu Ft	13	E	\$796
						F	\$837
						G	\$881
						H	\$918
						I	\$985
						J	\$1,064
						L1	\$819
						L2	\$854

To Order, Specify:

- 1 Model Number
- 2 Wood Species - Red Oak (RO) or Maple (M)
- 3 Wood Finish/Color [See Seating Finish/Color Options](#)
- 4 Upholstered Seat Style - horseshoe style; add \$28 list per chair/barstool; add \$36 list per bench
- 5 Fabric Selection - vendor, pattern and color
Visit www.jsifurniture.com/finishes-and-materials/textiles for our textiles program. See selection of standard and graded in manufacturers and patterns.
- 6 Optional FRONT LEG Casters - add \$68 list; specify seat height.
NOT AVAILABLE on BARSTOOLS
- 7 Optional Trim Nails - add \$132 list per chair/barstool; add \$166 list per bench Antique Brass standard; optional Black trim nails available, specify when ordering
- 8 Optional Circle Cut Out - add \$22 list per chair (select)
- 9 Optional Rubber Cushion Nylon Glides - no upcharge

Specifications

- Wood species - Red Oak or Maple.
- Seat is upholstered with 1" high density polyurethane foam.
- Mortise and tenon construction with corner blocks, glue and screws.
- Standard with rubber cushion metal glides.


Description

① Model

Specifications

List Price Per Grade

46" h Barstool



318A
all wood


318C
uph. seat

- 318A All Wood**
318C Uph. Seat
 · 46" back height
 · optional 1 3/4" circle back cut out - add \$22 list per chair
 · casters not available
 · standard with brass scuff plate, also available in polished aluminum or matte black


Dimensions	D	W	H
Overall	21	18 3/4	46
Seat	17	18 3/4	30 3/4
Upholstery		Shipping	
COM Ydg	3/4	Ctn Wt	30
COL Sq Ft	9	Cu Ft	13

All Wood	\$620
COM	\$672
A	\$679
B	\$691
COL/C	\$712
D	\$740
E	\$763
F	\$804
G	\$848
H	\$885
I	\$952
J	\$1,031
L1	\$786
L2	\$821

52 1/4" w Bench



321A
all wood




321C
uph. seat

- 321A All Wood**
321C Uph. Seat
 · casters not available

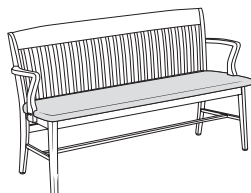
Dimensions	D	W	H
Overall	20 3/4	52 1/4	34 3/4
Seat	17	48 1/4	18
Arm			27 1/4
Upholstery		Shipping	
COM Ydg	1 3/4	Ctn Wt	70
COL Sq Ft	23	Cu Ft	31

All Wood	\$2,560
COM	\$2,718
A	\$2,733
B	\$2,761
COL/C	\$2,811
D	\$2,875
E	\$2,930
F	\$3,025
G	\$3,127
H	\$3,214
I	\$3,371
J	\$3,556
L1	\$3,015
L2	\$3,105

63" w Bench



322A
all wood



322C
uph. seat

- 322A All Wood**
322C Uph. Seat
 · casters not available

Dimensions	D	W	H
Overall	21 1/2	63	34 3/4
Seat	17	59	18
Arm			27 1/4
Upholstery		Shipping	
COM Ydg	1 3/4	Ctn Wt	90
COL Sq Ft	23	Cu Ft	40

All Wood	\$2,894
COM	\$3,082
A	\$3,097
B	\$3,125
COL/C	\$3,175
D	\$3,239
E	\$3,294
F	\$3,389
G	\$3,491
H	\$3,578
I	\$3,735
J	\$3,920
L1	\$3,379
L2	\$3,469

Description

1 Model

Specifications


List Price Per Grade

71 3/4" w Bench

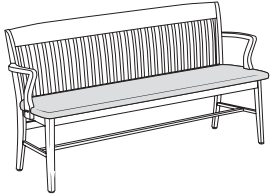
323A All Wood

323C Uph. Seat

· casters not available



323A
all wood



323C
uph. seat

Dimensions	D	W	H
Overall	21 1/2	71 3/4	34 3/4
Seat	17	67 3/4	18
Arm			27 1/4
Upholstery		Shipping	
COM Ydg	2 1/4	Ctn Wt	110
COL Sq Ft	23	Cu Ft	41

All Wood	\$3,203
COM	\$3,406
A	\$3,425
B	\$3,462
COL/C	\$3,526
D	\$3,608
E	\$3,678
F	\$3,801
G	\$3,932
H	\$4,044
I	\$4,245
J	\$4,483
L1	\$3,686
L2	\$3,775

To Order, Specify:

- 1 Model Number
- 2 Wood Species - Red Oak (RO) or Maple (M)
- 3 Wood Finish/Color [See Seating Finish/Color Options](#)
- 4 Upholstered Seat Style - horseshoe style; add \$28 list per chair/barstool; add \$36 list per bench
- 5 Fabric Selection - vendor, pattern and color
Visit www.jsifurniture.com/finishes-and-materials/textiles for our textiles program. See selection of standard and graded in manufacturers and patterns.
- 6 Optional FRONT LEG Casters - add \$68 list; specify seat height.
NOT AVAILABLE on BARSTOOLS
- 7 Optional Trim Nails - add \$132 list per chair/barstool; add \$166 list per bench Antique Brass standard; optional Black trim nails available, specify when ordering
- 8 Optional Circle Cut Out - add \$22 list per chair (select)
- 9 Optional Rubber Cushion Nylon Glides - no upcharge

Specifications

- Wood species - Red Oak or Maple.
- Seat is upholstered with 1" high density polyurethane foam.
- Mortise and tenon construction with corner blocks, glue and screws.
- Standard with rubber cushion metal glides.

Ansen Order Check List:



ANSEN

Specify:

- 1. Model Number**
- 2. Wood Species - Maple (M)**
- 3. Wood Finish/Color**
- 4. Fabric Selection - vendor, pattern and color**
- 5. Optional Scuff Plate - Brass (BRASS), Matte Black (BLACK) or Polished Aluminum (PAM) - add \$26 list**
- 6. Optional Rubber Cushion Nylon Glides - no upcharge**

Example:

AS1414D <small>(model #)</small>	M <small>(wood species)</small>	BUF <small>(finish)</small>	MOMENTUM <small>(fabric vendor)</small>	VOX <small>(pattern name)</small>	MYSTIC <small>(pattern color)</small>	PAM <small>(scuff plate)</small>
--------------------------------------------	-------------------------------------------	---------------------------------------	---------------------------------------------------	---------------------------------------------	-------------------------------------------------	--------------------------------------------

1. Model Number

2. Wood Species - Maple (M)

3. Wood Finish/Color Options:

Maple

BAR	Barrel	MCH	Mocha
BRK	Brickdust	OBK	Outback
BUF	Buff	PIL	Pilsner
CSK	Cask	PIN	Pinnacle Walnut
CND	Cinder	RAV	Raven
CLY	Clay	RYE	Rye
EGR	Egret	SAB	Sable
FAW	Fawn	SAD	Saddle
FLX	Flax	SIE	Sienna
FLN	Flint	TRF	Truffle
FLO	Florence Walnut	UMB	Umb
LOF	Loft	VAL	Valley
MES	Mesa	WLH	Walnut Heights
MIN	Mineral		

Paint Color - add \$47 list per item

BKD	Backdrop	NWH	Nonchalant White
BFX	Black Fox	SVP	Silverplate
BWH	Bright White	SKS	Skyline Steel
CHT	Chatroom	STM	Storm
GAL	Gale Force	TRC	Tricorn Black
GRV	Greek Villa	UKH	Universal Khaki

4. Fabric Selection - Please supply the following:
Fabric vendor/Pattern name/Pattern color

[For a complete list of JSI Standard and Graded-In Textiles click here](#)

- Indicate direction of fabric - Railroaded or Up the Roll
- Please provide illustration, if available

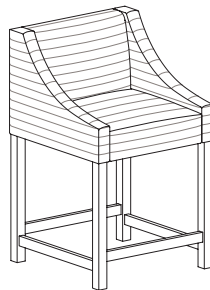
All COM orders must include the following:

- Vendor's name, pattern name and color
- Sample of the fabric attached to the order
- Model numbers of items for fabric application
- Special application instructions (e.g., all stripes will be applied front to back unless specified otherwise)
- Customer and purchase order number

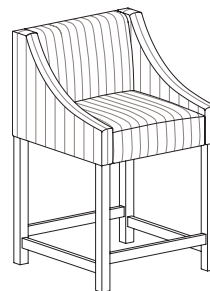
Ship prepaid COM material to:

JSI
Attn: COM Department
201 East Martin Street
Receiving B, Dock 71
Orleans, IN 47452

Application of fabrics:



Railroaded

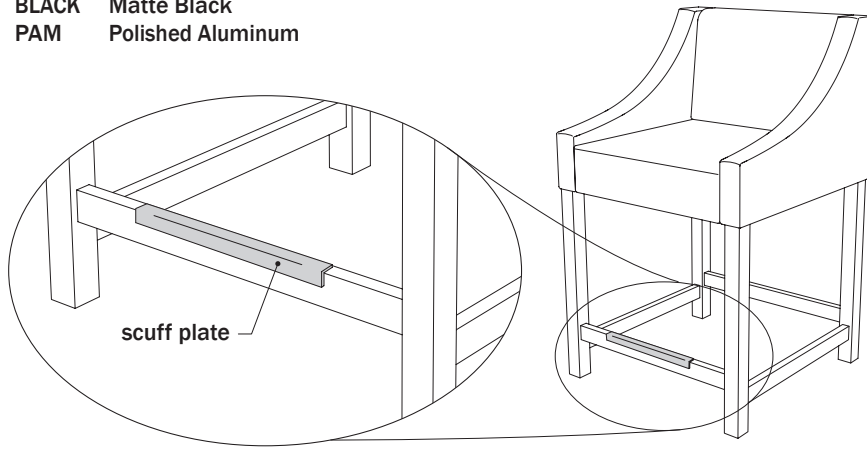


Up the Roll

All COM orders will ship at standard lead time from receipt of COM except for orders requiring special custom matched finishes.

5. Optional Scuff Plate - add \$26 list; specify color

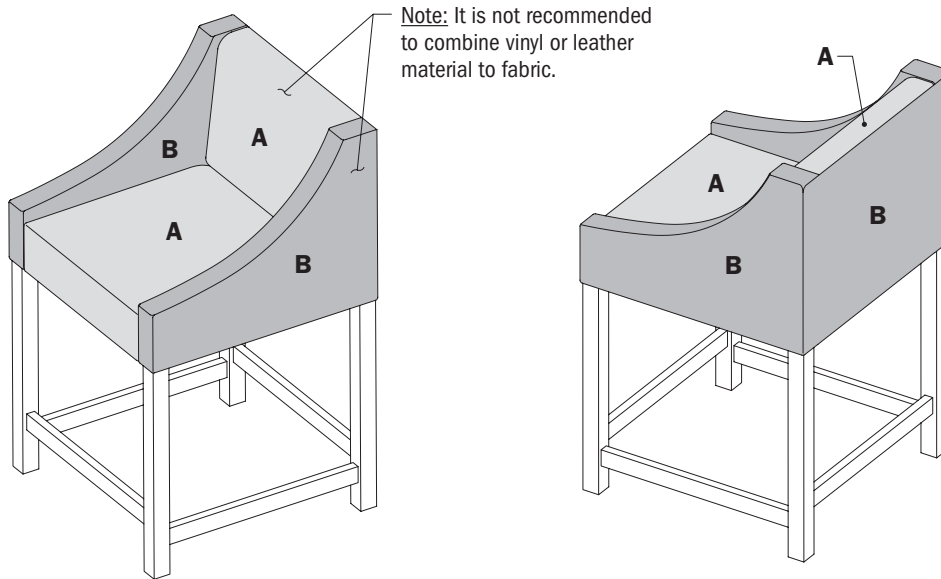
- BRASS Brass
- BLACK Matte Black
- PAM Polished Aluminum



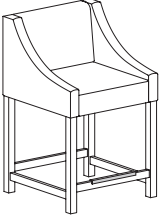
6. Optional Rubber Cushion Nylon Glides - no upcharge

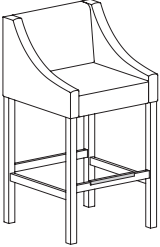
Contrasting Upholstery

Ansen stools can be specified with contrasting upholstery. When specified, the unit will be priced based on the highest grade fabric selected. Specify seat/interior back fabric (A), and arms/exterior back fabric (B) on your order. See below:



ANSEN

Description	① Model	Specifications	List Price Per Grade																																						
35¾" h Counter Height Stool 	AS1414D · upholstered seat and back · optional matte black, polished aluminum or brass scuff plate available; specify color and add \$26 list each	<table border="1"> <thead> <tr> <th>Dimensions</th> <th>D</th> <th>W</th> <th>H</th> </tr> </thead> <tbody> <tr> <td>Overall</td> <td>21 ¾</td> <td>22</td> <td>35 ¾</td> </tr> <tr> <td>Seat</td> <td>18</td> <td>17 ½</td> <td>24</td> </tr> </tbody> </table>	Dimensions	D	W	H	Overall	21 ¾	22	35 ¾	Seat	18	17 ½	24	<table border="1"> <tbody> <tr> <td>COM</td> <td>\$1,094</td> </tr> <tr> <td>A</td> <td>\$1,127</td> </tr> <tr> <td>B</td> <td>\$1,195</td> </tr> <tr> <td>COL/C</td> <td>\$1,313</td> </tr> <tr> <td>D</td> <td>\$1,466</td> </tr> <tr> <td>E</td> <td>\$1,616</td> </tr> <tr> <td>F</td> <td>\$1,854</td> </tr> <tr> <td>G</td> <td>\$2,109</td> </tr> <tr> <td>H</td> <td>\$2,378</td> </tr> <tr> <td>I</td> <td>\$2,802</td> </tr> <tr> <td>J</td> <td>\$3,308</td> </tr> <tr> <td>L1</td> <td>\$2,565</td> </tr> <tr> <td>L2</td> <td>\$2,970</td> </tr> </tbody> </table>	COM	\$1,094	A	\$1,127	B	\$1,195	COL/C	\$1,313	D	\$1,466	E	\$1,616	F	\$1,854	G	\$2,109	H	\$2,378	I	\$2,802	J	\$3,308	L1	\$2,565	L2	\$2,970
		Dimensions	D	W	H																																				
		Overall	21 ¾	22	35 ¾																																				
		Seat	18	17 ½	24																																				
		COM	\$1,094																																						
		A	\$1,127																																						
		B	\$1,195																																						
		COL/C	\$1,313																																						
		D	\$1,466																																						
		E	\$1,616																																						
F	\$1,854																																								
G	\$2,109																																								
H	\$2,378																																								
I	\$2,802																																								
J	\$3,308																																								
L1	\$2,565																																								
L2	\$2,970																																								
<table border="1"> <thead> <tr> <th>Upholstery</th> <th>Shipping</th> </tr> </thead> <tbody> <tr> <td>COM Ydg</td> <td>2 ¾</td> </tr> <tr> <td>COL Sq Ft</td> <td>49</td> </tr> <tr> <td>Ctn Wt</td> <td>22</td> </tr> <tr> <td>Cu Ft</td> <td>12</td> </tr> </tbody> </table>	Upholstery	Shipping	COM Ydg	2 ¾	COL Sq Ft	49	Ctn Wt	22	Cu Ft	12																															
Upholstery	Shipping																																								
COM Ydg	2 ¾																																								
COL Sq Ft	49																																								
Ctn Wt	22																																								
Cu Ft	12																																								

41¾" h Barstool 	AS1418D · upholstered seat and back · optional matte black, polished aluminum or brass scuff plate available; specify color and add \$26 list each	<table border="1"> <thead> <tr> <th>Dimensions</th> <th>D</th> <th>W</th> <th>H</th> </tr> </thead> <tbody> <tr> <td>Overall</td> <td>21 ¾</td> <td>22</td> <td>41 ¾</td> </tr> <tr> <td>Seat</td> <td>18</td> <td>17 ½</td> <td>30</td> </tr> </tbody> </table>	Dimensions	D	W	H	Overall	21 ¾	22	41 ¾	Seat	18	17 ½	30	<table border="1"> <tbody> <tr> <td>COM</td> <td>\$1,094</td> </tr> <tr> <td>A</td> <td>\$1,127</td> </tr> <tr> <td>B</td> <td>\$1,195</td> </tr> <tr> <td>COL/C</td> <td>\$1,313</td> </tr> <tr> <td>D</td> <td>\$1,466</td> </tr> <tr> <td>E</td> <td>\$1,616</td> </tr> <tr> <td>F</td> <td>\$1,854</td> </tr> <tr> <td>G</td> <td>\$2,109</td> </tr> <tr> <td>H</td> <td>\$2,378</td> </tr> <tr> <td>I</td> <td>\$2,802</td> </tr> <tr> <td>J</td> <td>\$3,308</td> </tr> <tr> <td>L1</td> <td>\$2,565</td> </tr> <tr> <td>L2</td> <td>\$2,970</td> </tr> </tbody> </table>	COM	\$1,094	A	\$1,127	B	\$1,195	COL/C	\$1,313	D	\$1,466	E	\$1,616	F	\$1,854	G	\$2,109	H	\$2,378	I	\$2,802	J	\$3,308	L1	\$2,565	L2	\$2,970
		Dimensions	D	W	H																																				
		Overall	21 ¾	22	41 ¾																																				
		Seat	18	17 ½	30																																				
		COM	\$1,094																																						
		A	\$1,127																																						
		B	\$1,195																																						
		COL/C	\$1,313																																						
		D	\$1,466																																						
		E	\$1,616																																						
F	\$1,854																																								
G	\$2,109																																								
H	\$2,378																																								
I	\$2,802																																								
J	\$3,308																																								
L1	\$2,565																																								
L2	\$2,970																																								
<table border="1"> <thead> <tr> <th>Upholstery</th> <th>Shipping</th> </tr> </thead> <tbody> <tr> <td>COM Ydg</td> <td>2 ¾</td> </tr> <tr> <td>COL Sq Ft</td> <td>49</td> </tr> <tr> <td>Ctn Wt</td> <td>25</td> </tr> <tr> <td>Cu Ft</td> <td>12</td> </tr> </tbody> </table>	Upholstery	Shipping	COM Ydg	2 ¾	COL Sq Ft	49	Ctn Wt	25	Cu Ft	12																															
Upholstery	Shipping																																								
COM Ydg	2 ¾																																								
COL Sq Ft	49																																								
Ctn Wt	25																																								
Cu Ft	12																																								

To Order, Specify:

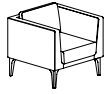
- ① Model Number
- ② Wood Species - Maple (M)
- ③ Wood Frame Finish [See Wood Frame Finish Options](#)
 - a.) Maple Finish
 - b.) Paint Color - upcharge applies
- ④ Fabric Selection - vendor, pattern and color
 Visit www.jsifurniture.com/finishes-and-materials/textiles for our textiles program. See selection of standard and graded in manufacturers and patterns.
- ⑤ Optional Scuff Plate - Matte Black (BLK), Brass (BRASS), Polished Aluminum (PAM) - add \$26 list
- ⑥ Optional Rubber Cushion Nylon Glides - no upcharge

Specifications

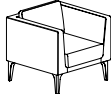
- Wood Species - Maple.
- Seat is upholstered with 2" high density polyurethane foam and synthetic sheet webbing for added comfort.
- Seat has single needle top stitch detail for added style and durability.
- Back is upholstered with 1 ½" polyurethane foam.
- Mortise and tenon construction with corner blocks, glue and screws.
- Standard with rubber cushion metal glides.

Arwyn - Overview

Lounge - Cushion Back



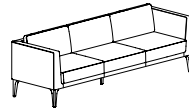
Single Seat,
Small Scale



Single Seat



Two Seat



Three Seat

Lounge - Quilted Wrap



Single Seat

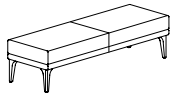


Two Seat

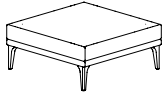


Three Seat

Lounge - Benches/Ottomans



Rectangular Benches



Square Ottomans

Guest + Crossover with Wood Leg



Guest



High Back



Ottoman

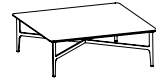
Tables with Wood Legs



19" h



21" h



16" h

Guest + Crossover with Metal Leg



Guest



High Back



Ottoman

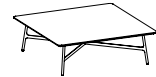
Tables with Metal Legs



19" h



21" h



16" h

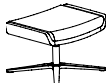
Swivel Guest + Crossover with 4 Star Base



Swivel Guest



High Back



Ottoman

Swivel Guest with 5 Star Base



Swivel Guest

Arwyn Lounge Order Check List:



Specify:

- 1. Model Number
- 2. Fabric Selection
 - A. Frame/Apron - Vendor, Pattern and Color
 - B. Back Cushion/Quilt Wrap - Vendor, Pattern and Color
 - C. Seat Cushion - Vendor, Pattern and Color
- 3. Back Cushion - Plain (PBC) or Quilted (QBC), specify and upcharge applies
- 4. Seat Cushion - Plain (PSC) or Quilted (QSC), specify and upcharge applies
- 5. Foot Option
 - A. Wood (WF)
 - B. Metal Finish (MF)
- 6. Arm Caps - Wood (W) add \$203, Solid Surface (S) add \$327 or 3D Black Laminate (B3L), add \$203 list per set
- 7. Optional Power in the Side Arm - Black (B) or White (W); add \$401 list each, specify location (as seated)

Example:

AW6011 (model #)	Maharam (fabric vendor)	Mode (pattern name)	Sycamore (pattern color)	QBC (back cushion)	WF (foot option)	BAR (finish)	No (power)
	fabric specified per zone						

1. Model Number

2. Fabric Selection - Please supply the following:
Fabric vendor/ Pattern name/ Pattern color

[For a complete list of JSI Standard and Graded-In Textiles click here](#)

- Indicate direction of fabric - Railroaded or Up the Roll
- Please provide illustration, if available

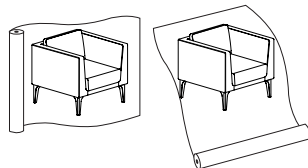
All COM orders must include the following:

- Vendor's name, pattern name and color
- Sample of the fabric attached to the order
- Model numbers of items for fabric application
- Special application instructions
- Customer and purchase order number

Ship prepaid COM material to:

JSI
Attn: COM Department
201 East Martin Street
Receiving B, Dock 71
Orleans, IN 47452

Application of fabric:
Railroaded Up the Roll



All COM orders will ship at standard lead time from receipt of COM except for orders requiring special custom matched finishes.

3. Back Cushion:

Available in Plain (PBC) or Quilted (QBC).

4. Seat Cushion:

Available in Plain (PSC) or Quilted (QSC).

5. Foot Options:

A. Wood Maple Foot (WF)

BAR	Barrel	MCH	Mocha
BRK	Brickdust	OBK	Outback
BUF	Buff	PIL	Pilsner
CSK	Cask	PIN	Pinnacle Walnut
CND	Cinder	RAV	Raven
CLY	Clay	RYE	Rye
EGR	Egret	SAB	Sable
FAW	Fawn	SAD	Saddle
FLX	Flax	SIE	Sienna
FLN	Flint	TRF	Truffle
FLO	Florence Walnut	UMB	Umber
LOF	Loft	VAL	Valley
MES	Mesa	WLH	Walnut Heights
MIN	Mineral		

B. Metal Foot (MF)

ABZ	Aged Bronze	PEW	Pewter
ASL	Arctic Silver	PAM	Polished Aluminum
GLD	Gold	SBZ	Soft Bronze
MBK	Matte Black	SNK	Soft Nickel

6. Arm Cap

A. Wood (WAC)

BAR	Barrel	MCH	Mocha
BRK	Brickdust	OBK	Outback
BUF	Buff	PIL	Pilsner
CSK	Cask	PIN	Pinnacle Walnut
CND	Cinder	RAV	Raven
CLY	Clay	RYE	Rye
EGR	Egret	SAB	Sable
FAW	Fawn	SAD	Saddle
FLX	Flax	SIE	Sienna
FLN	Flint	TRF	Truffle
FLO	Florence Walnut	UMB	Umber
LOF	Loft	VAL	Valley
MES	Mesa	WLH	Walnut Heights
MIN	Mineral		

B. Solid Surface (SAC)

ONX	Black Onyx Mirage	HST	Hot Stone
DWH	Designer White	SOG	Soothing Grey

C. Black 3D Laminate (B3LAC)

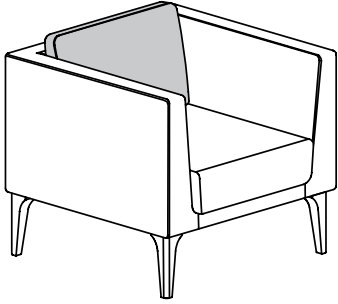
7. Optional Power in the Side Arm

Available in Black (B) or White (W), add \$401 list each, specify location (as seated)

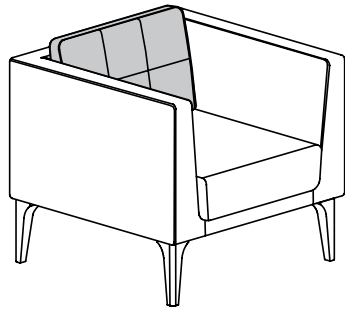
Arwyn Lounge

Lounge Single, Two and Three seat models offer two back styles for aesthetic appeal. Models can be selected with fixed cushion back or quilted wrap. In addition the cushion back models can be specified with plain or quilted back. All cushions are fixed.

Cushion Back

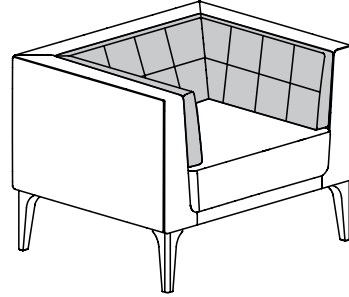


Plain Back



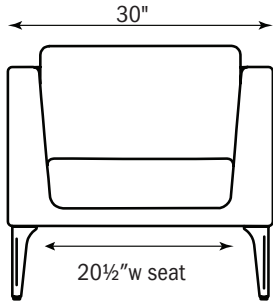
Quilted Back

Quilted Wrap

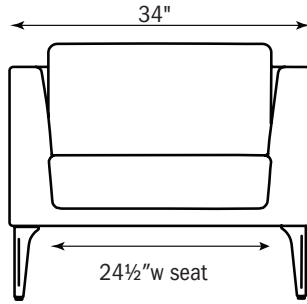


Seat Width

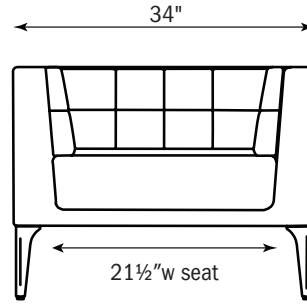
Arwyn Single Seat with Cushion Back offers a small scale option, which also reduces the seating space.



**Small Scale
Cushion Back**



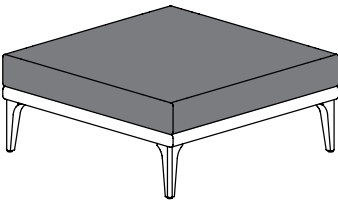
Cushion Back



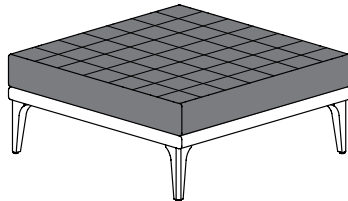
Quilted Wrap

Seat Cushion

Ottoman and benches offer a choice of plain or quilted seat fixed cushion..



Plain Seat

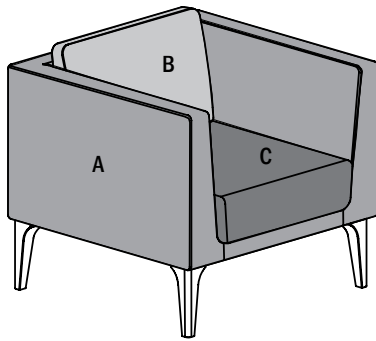


Quilted Seat

ARWYN

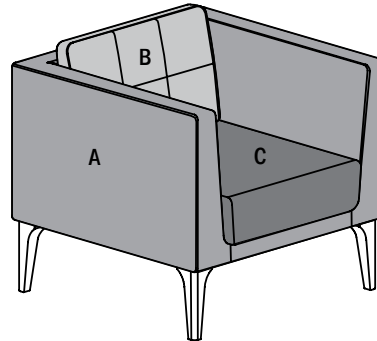
Fabric Application

Arwyn affords the ability to be specified with multiply upholsteries to create a unique look. Upholstery zones are defined by the style of the unit.



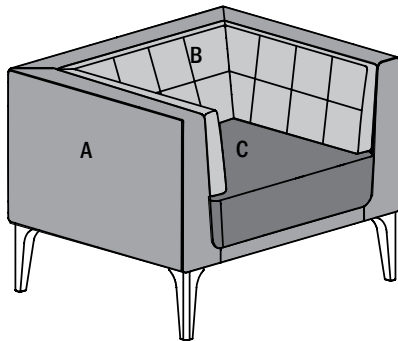
Plain Back Cushion

- A = Frame
- B = Back Cushion
- C = Seat Cushion



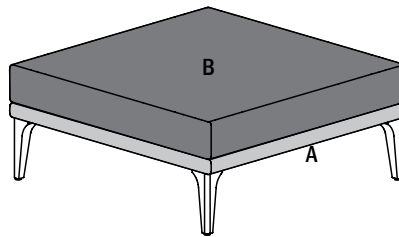
Quilted Back Cushion

- A = Frame
- B = Quilted Back Cushion
- C = Seat Cushion



Quilted Wrap

- A = Frame
- B = Quilt Wrap
- C = Seat Cushion

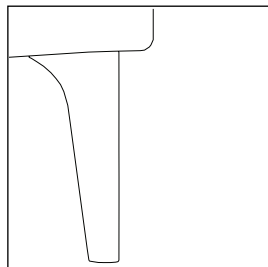


Ottoman

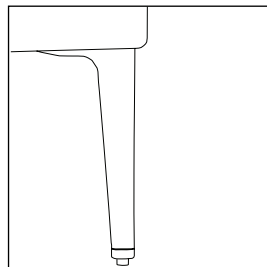
- A = Apron
- B = Seat Cushion

Foot Option

Lounge, benches and ottoman models are available with options of wood or metal feet.



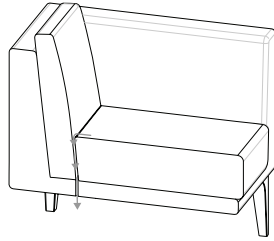

Wood



Metal


Discreet Cleanout

Single seat with cushion back models (AW6010-CO and AW6011-CO) offer a discreet cleanout for ease in cleaning. Cleanout is incorporated in such a way as to not be noticeable from the approach, as well as provide sufficient pass through to an opening in the bottom of the chair.



Arm Caps

Available in wood, solid surface and 3D Black Laminate. 3D Black laminate is fully sealed to prevent water, bacteria and dirt from penetrating through surface.



Wood - add \$203

- BAR Barrel
- BRK Brickdust
- BUF Buff
- CSK Cask
- CND Cinder
- CLY Clay
- EGR Egret
- FAW Fawn
- FLX Flax
- FLN Flint
- FLO Florence Walnut
- LOF Loft
- MES Mesa
- MIN Mineral

- MCH Mocha
- OBK Outback
- PIL Pilsner
- PIN Pinnacle Walnut
- RAV Raven
- RYE Rye
- SAB Sable
- SAD Saddle
- SIE Sienna
- TRF Truffle
- UMB Umber
- VAL Valley
- WLH Walnut Heights

Solid Surface - add \$327

- ONX Black Onyx Mirage
- DWH Designer White
- HST Hot Stone
- SOG Soothing Grey

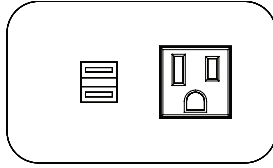
3D Black Laminate - add \$203

"available in Black ONLY"

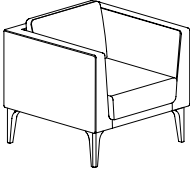
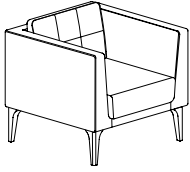
ARWYN

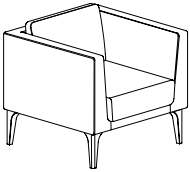
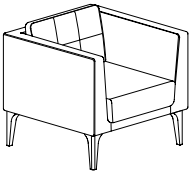
Optional Power in the Side Arm

Specify optional power in the left or right side arm of lounge models or in both arms of two and three seaters; add \$401 list per powered arm.

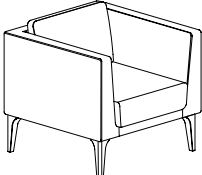
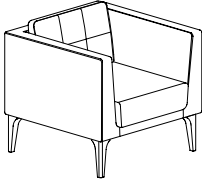
**EC48**

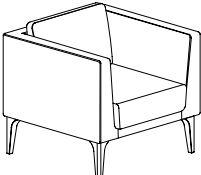
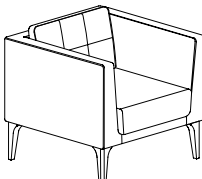
- One 12A, 120 VAC spill resistant receptacles
- Two 2.1A (11W) USB charging ports
- Cord Length 108"
- 90" Flat Plug with 45 degree rotation
- Specify Black (B) or White (W)
- Factory Installed
- ETL Listed

Description	① Model	Specifications	List Price Per Grade																																																																
Single Seat Lounge, Small Scale - Cushion Back  plain back shown  quilted back shown	AW6010 <ul style="list-style-type: none"> · select maple wood feet or metal feet, JSI standard finishes · specify upholstery on frame separately from upholstery on back cushion and separately from upholstery on seat cushion · quilted back cushion available, specify and add \$122 list · arm caps available: wood, solid surface or 3D black laminate - upcharges apply · power available in the side arm - upcharge applies 	<table border="1"> <thead> <tr> <th>Dimensions</th> <th>D</th> <th>W</th> <th>H</th> </tr> </thead> <tbody> <tr> <td>Overall</td> <td>29½</td> <td>30</td> <td>29½</td> </tr> <tr> <td>Seat</td> <td>20</td> <td>20½</td> <td>16¼</td> </tr> <tr> <td>Arm</td> <td></td> <td></td> <td>26¼</td> </tr> <tr> <th colspan="2">Overall Upholstery</th> <th colspan="2">Shipping</th> </tr> <tr> <td>COM Ydg</td> <td>4¼</td> <td>Ctn Wt</td> <td>60</td> </tr> <tr> <td>COL Sq Ft</td> <td>85</td> <td>Cu Ft</td> <td>18</td> </tr> <tr> <th colspan="4">Frame</th> </tr> <tr> <td>COM Ydg</td> <td>3¼</td> <td></td> <td></td> </tr> <tr> <td>COL Sq Ft</td> <td>64</td> <td></td> <td></td> </tr> <tr> <th colspan="4">Back Cushion</th> </tr> <tr> <td>COM Ydg</td> <td>¾</td> <td></td> <td></td> </tr> <tr> <td>COL Sq Ft</td> <td>13</td> <td></td> <td></td> </tr> <tr> <th colspan="4">Seat Cushion</th> </tr> <tr> <td>COM Ydg</td> <td>1</td> <td></td> <td></td> </tr> <tr> <td>COL Sq Ft</td> <td>20</td> <td></td> <td></td> </tr> </tbody> </table>	Dimensions	D	W	H	Overall	29½	30	29½	Seat	20	20½	16¼	Arm			26¼	Overall Upholstery		Shipping		COM Ydg	4¼	Ctn Wt	60	COL Sq Ft	85	Cu Ft	18	Frame				COM Ydg	3¼			COL Sq Ft	64			Back Cushion				COM Ydg	¾			COL Sq Ft	13			Seat Cushion				COM Ydg	1			COL Sq Ft	20			COM \$2,170 A \$2,205 B \$2,274 COL/C \$2,395 D \$2,551 E \$2,683 F \$2,915 G \$3,163 H \$3,375 I \$3,755 J \$4,204 L1 \$3,345 L2 \$3,675
		Dimensions	D	W	H																																																														
Overall	29½	30	29½																																																																
Seat	20	20½	16¼																																																																
Arm			26¼																																																																
Overall Upholstery		Shipping																																																																	
COM Ydg	4¼	Ctn Wt	60																																																																
COL Sq Ft	85	Cu Ft	18																																																																
Frame																																																																			
COM Ydg	3¼																																																																		
COL Sq Ft	64																																																																		
Back Cushion																																																																			
COM Ydg	¾																																																																		
COL Sq Ft	13																																																																		
Seat Cushion																																																																			
COM Ydg	1																																																																		
COL Sq Ft	20																																																																		

Description	① Model	Specifications	List Price Per Grade																																																																
Single Seat Lounge, Small Scale - Cushion Back with Discreet Cleanout  plain back shown  quilted back shown	AW6010-CO <ul style="list-style-type: none"> · select maple wood feet or metal feet, JSI standard finishes · discreet cleanout feature allows for easier clean between the back and the seat · specify upholstery on frame separately from upholstery on back cushion and separately from upholstery on seat cushion · quilted back cushion available, specify and add \$122 list · arm caps available: wood, solid surface or 3D black laminate - upcharges apply · power available in the side arm - upcharge applies 	<table border="1"> <thead> <tr> <th>Dimensions</th> <th>D</th> <th>W</th> <th>H</th> </tr> </thead> <tbody> <tr> <td>Overall</td> <td>29½</td> <td>30</td> <td>29¼</td> </tr> <tr> <td>Seat</td> <td>20</td> <td>20½</td> <td>16¼</td> </tr> <tr> <td>Arm</td> <td></td> <td></td> <td>26¼</td> </tr> <tr> <th colspan="2">Overall Upholstery</th> <th colspan="2">Shipping</th> </tr> <tr> <td>COM Ydg</td> <td>4¼</td> <td>Ctn Wt</td> <td>62</td> </tr> <tr> <td>COL Sq Ft</td> <td>85</td> <td>Cu Ft</td> <td>18</td> </tr> <tr> <th colspan="4">Frame</th> </tr> <tr> <td>COM Ydg</td> <td>3¼</td> <td></td> <td></td> </tr> <tr> <td>COL Sq Ft</td> <td>64</td> <td></td> <td></td> </tr> <tr> <th colspan="4">Back Cushion</th> </tr> <tr> <td>COM Ydg</td> <td>¾</td> <td></td> <td></td> </tr> <tr> <td>COL Sq Ft</td> <td>13</td> <td></td> <td></td> </tr> <tr> <th colspan="4">Seat Cushion</th> </tr> <tr> <td>COM Ydg</td> <td>1</td> <td></td> <td></td> </tr> <tr> <td>COL Sq Ft</td> <td>20</td> <td></td> <td></td> </tr> </tbody> </table>	Dimensions	D	W	H	Overall	29½	30	29¼	Seat	20	20½	16¼	Arm			26¼	Overall Upholstery		Shipping		COM Ydg	4¼	Ctn Wt	62	COL Sq Ft	85	Cu Ft	18	Frame				COM Ydg	3¼			COL Sq Ft	64			Back Cushion				COM Ydg	¾			COL Sq Ft	13			Seat Cushion				COM Ydg	1			COL Sq Ft	20			COM \$2,274 A \$2,309 B \$2,378 COL/C \$2,499 D \$2,655 E \$2,787 F \$3,019 G \$3,267 H \$3,479 I \$3,859 J \$4,308 L1 \$3,449 L2 \$3,779
		Dimensions	D	W	H																																																														
Overall	29½	30	29¼																																																																
Seat	20	20½	16¼																																																																
Arm			26¼																																																																
Overall Upholstery		Shipping																																																																	
COM Ydg	4¼	Ctn Wt	62																																																																
COL Sq Ft	85	Cu Ft	18																																																																
Frame																																																																			
COM Ydg	3¼																																																																		
COL Sq Ft	64																																																																		
Back Cushion																																																																			
COM Ydg	¾																																																																		
COL Sq Ft	13																																																																		
Seat Cushion																																																																			
COM Ydg	1																																																																		
COL Sq Ft	20																																																																		

ARWYN

Description	Model	Specifications	List Price Per Grade																																																																																										
Single Seat Lounge - Cushion Back  plain back shown  quilted back shown	AW6011 <ul style="list-style-type: none"> select maple wood feet or metal feet, JSI standard finishes specify upholstery on frame separately from upholstery on back cushion and separately from upholstery on seat cushion quilted back cushion available, specify and add \$122 list arm caps available: wood, solid surface or 3D black laminate - upcharges apply power available in the side arm - upcharge applies 	<table border="1"> <thead> <tr> <th>Dimensions</th> <th>D</th> <th>W</th> <th>H</th> </tr> </thead> <tbody> <tr> <td>Overall</td> <td>29 1/2</td> <td>34</td> <td>29 1/4</td> </tr> <tr> <td>Seat</td> <td>20</td> <td>24 1/2</td> <td>16 1/4</td> </tr> <tr> <td>Arm</td> <td></td> <td></td> <td>26 1/4</td> </tr> <tr> <th colspan="2">Overall Upholstery</th> <th colspan="2">Shipping</th> </tr> <tr> <td>COM Ydg</td> <td>5</td> <td>Ctn Wt</td> <td>69</td> </tr> <tr> <td>COL Sq Ft</td> <td>100</td> <td>Cu Ft</td> <td>21</td> </tr> <tr> <th colspan="4">Frame</th> </tr> <tr> <td>COM Ydg</td> <td>3 3/4</td> <td></td> <td></td> </tr> <tr> <td>COL Sq Ft</td> <td>75</td> <td></td> <td></td> </tr> <tr> <th colspan="4">Back Cushion</th> </tr> <tr> <td>COM Ydg</td> <td>3/4</td> <td></td> <td></td> </tr> <tr> <td>COL Sq Ft</td> <td>13</td> <td></td> <td></td> </tr> <tr> <th colspan="4">Seat Cushion</th> </tr> <tr> <td>COM Ydg</td> <td>1 5/16</td> <td></td> <td></td> </tr> <tr> <td>COL Sq Ft</td> <td>26</td> <td></td> <td></td> </tr> </tbody> </table>	Dimensions	D	W	H	Overall	29 1/2	34	29 1/4	Seat	20	24 1/2	16 1/4	Arm			26 1/4	Overall Upholstery		Shipping		COM Ydg	5	Ctn Wt	69	COL Sq Ft	100	Cu Ft	21	Frame				COM Ydg	3 3/4			COL Sq Ft	75			Back Cushion				COM Ydg	3/4			COL Sq Ft	13			Seat Cushion				COM Ydg	1 5/16			COL Sq Ft	26			<table> <tr><td>COM</td><td>\$2,313</td></tr> <tr><td>A</td><td>\$2,350</td></tr> <tr><td>B</td><td>\$2,424</td></tr> <tr><td>COL/C</td><td>\$2,552</td></tr> <tr><td>D</td><td>\$2,716</td></tr> <tr><td>E</td><td>\$2,856</td></tr> <tr><td>F</td><td>\$3,102</td></tr> <tr><td>G</td><td>\$3,364</td></tr> <tr><td>H</td><td>\$3,589</td></tr> <tr><td>I</td><td>\$3,991</td></tr> <tr><td>J</td><td>\$4,467</td></tr> <tr><td>L1</td><td>\$3,557</td></tr> <tr><td>L2</td><td>\$3,907</td></tr> </table>	COM	\$2,313	A	\$2,350	B	\$2,424	COL/C	\$2,552	D	\$2,716	E	\$2,856	F	\$3,102	G	\$3,364	H	\$3,589	I	\$3,991	J	\$4,467	L1	\$3,557	L2	\$3,907
		Dimensions	D	W	H																																																																																								
Overall	29 1/2	34	29 1/4																																																																																										
Seat	20	24 1/2	16 1/4																																																																																										
Arm			26 1/4																																																																																										
Overall Upholstery		Shipping																																																																																											
COM Ydg	5	Ctn Wt	69																																																																																										
COL Sq Ft	100	Cu Ft	21																																																																																										
Frame																																																																																													
COM Ydg	3 3/4																																																																																												
COL Sq Ft	75																																																																																												
Back Cushion																																																																																													
COM Ydg	3/4																																																																																												
COL Sq Ft	13																																																																																												
Seat Cushion																																																																																													
COM Ydg	1 5/16																																																																																												
COL Sq Ft	26																																																																																												
COM	\$2,313																																																																																												
A	\$2,350																																																																																												
B	\$2,424																																																																																												
COL/C	\$2,552																																																																																												
D	\$2,716																																																																																												
E	\$2,856																																																																																												
F	\$3,102																																																																																												
G	\$3,364																																																																																												
H	\$3,589																																																																																												
I	\$3,991																																																																																												
J	\$4,467																																																																																												
L1	\$3,557																																																																																												
L2	\$3,907																																																																																												

Description	Model	Specifications	List Price Per Grade																																																																																										
Single Seat Lounge - Cushion Back with Discreet Cleanout  plain back shown  quilted back shown	AW6011-CO <ul style="list-style-type: none"> select maple wood feet or metal feet, JSI standard finishes discreet cleanout feature allows for easier clean between the back and the seat specify upholstery on frame separately from upholstery on back cushion and separately from upholstery on seat cushion quilted back cushion available, specify and add \$122 list arm caps available: wood, solid surface or 3D black laminate - upcharges apply power available in the side arm - upcharge applies 	<table border="1"> <thead> <tr> <th>Dimensions</th> <th>D</th> <th>W</th> <th>H</th> </tr> </thead> <tbody> <tr> <td>Overall</td> <td>29 1/2</td> <td>34</td> <td>29 1/4</td> </tr> <tr> <td>Seat</td> <td>20</td> <td>24 1/2</td> <td>16 1/4</td> </tr> <tr> <td>Arm</td> <td></td> <td></td> <td>26 1/4</td> </tr> <tr> <th colspan="2">Overall Upholstery</th> <th colspan="2">Shipping</th> </tr> <tr> <td>COM Ydg</td> <td>5</td> <td>Ctn Wt</td> <td>71</td> </tr> <tr> <td>COL Sq Ft</td> <td>100</td> <td>Cu Ft</td> <td>21</td> </tr> <tr> <th colspan="4">Frame</th> </tr> <tr> <td>COM Ydg</td> <td>3 3/4</td> <td></td> <td></td> </tr> <tr> <td>COL Sq Ft</td> <td>75</td> <td></td> <td></td> </tr> <tr> <th colspan="4">Back Cushion</th> </tr> <tr> <td>COM Ydg</td> <td>3/4</td> <td></td> <td></td> </tr> <tr> <td>COL Sq Ft</td> <td>13</td> <td></td> <td></td> </tr> <tr> <th colspan="4">Seat Cushion</th> </tr> <tr> <td>COM Ydg</td> <td>1 5/16</td> <td></td> <td></td> </tr> <tr> <td>COL Sq Ft</td> <td>26</td> <td></td> <td></td> </tr> </tbody> </table>	Dimensions	D	W	H	Overall	29 1/2	34	29 1/4	Seat	20	24 1/2	16 1/4	Arm			26 1/4	Overall Upholstery		Shipping		COM Ydg	5	Ctn Wt	71	COL Sq Ft	100	Cu Ft	21	Frame				COM Ydg	3 3/4			COL Sq Ft	75			Back Cushion				COM Ydg	3/4			COL Sq Ft	13			Seat Cushion				COM Ydg	1 5/16			COL Sq Ft	26			<table> <tr><td>COM</td><td>\$2,427</td></tr> <tr><td>A</td><td>\$2,464</td></tr> <tr><td>B</td><td>\$2,538</td></tr> <tr><td>COL/C</td><td>\$2,666</td></tr> <tr><td>D</td><td>\$2,830</td></tr> <tr><td>E</td><td>\$2,970</td></tr> <tr><td>F</td><td>\$3,216</td></tr> <tr><td>G</td><td>\$3,478</td></tr> <tr><td>H</td><td>\$3,703</td></tr> <tr><td>I</td><td>\$4,105</td></tr> <tr><td>J</td><td>\$4,581</td></tr> <tr><td>L1</td><td>\$3,671</td></tr> <tr><td>L2</td><td>\$4,021</td></tr> </table>	COM	\$2,427	A	\$2,464	B	\$2,538	COL/C	\$2,666	D	\$2,830	E	\$2,970	F	\$3,216	G	\$3,478	H	\$3,703	I	\$4,105	J	\$4,581	L1	\$3,671	L2	\$4,021
		Dimensions	D	W	H																																																																																								
Overall	29 1/2	34	29 1/4																																																																																										
Seat	20	24 1/2	16 1/4																																																																																										
Arm			26 1/4																																																																																										
Overall Upholstery		Shipping																																																																																											
COM Ydg	5	Ctn Wt	71																																																																																										
COL Sq Ft	100	Cu Ft	21																																																																																										
Frame																																																																																													
COM Ydg	3 3/4																																																																																												
COL Sq Ft	75																																																																																												
Back Cushion																																																																																													
COM Ydg	3/4																																																																																												
COL Sq Ft	13																																																																																												
Seat Cushion																																																																																													
COM Ydg	1 5/16																																																																																												
COL Sq Ft	26																																																																																												
COM	\$2,427																																																																																												
A	\$2,464																																																																																												
B	\$2,538																																																																																												
COL/C	\$2,666																																																																																												
D	\$2,830																																																																																												
E	\$2,970																																																																																												
F	\$3,216																																																																																												
G	\$3,478																																																																																												
H	\$3,703																																																																																												
I	\$4,105																																																																																												
J	\$4,581																																																																																												
L1	\$3,671																																																																																												
L2	\$4,021																																																																																												

To Order, Specify:

- Model Number
- Fabric Selection - vendor, pattern and color
 - Frame
 - Back Cushion
 - Seat Cushion
 Visit www.jsifurniture.com/finishes-and-materials/textiles for our textiles program. See selection of standard and graded in manufacturers and patterns.
- Back Cushion
 - Plain (PBC)
 - Quilted (QBC) - upcharge applies
- Foot Option
 - Wood - [See Wood Foot Option](#)
 - Metal Finish - [See Metal Foot Option](#)
- Arm Caps - Wood (W) add \$203, Solid Surface (S) add \$327 or 3D Black Laminate (B3L) add \$203 list per set
- Optional Power in the Side Arm - Black (B) or White (W) - indicate left or right (as seated) add \$401 each

Specifications

- Frame constructed of hardwood solids and plywood. Joinery includes puzzle joints and lap joints with metal fasteners.
- Wood legs include metal mounting plate and fixed metal glides.
- Metal legs feature adjustable foot with nylon glide and 1/2" adjustment range.
- Upholstery is tailor sewn over multi-density high resilience polyurethane foam.
- Seat cushion thickness 3 1/2".
- Back cushion tapered thickness - 2 1/2" at top - 4 3/4" at bottom.

ARWYN

Description

1 Model

Specifications

List Price Per Grade

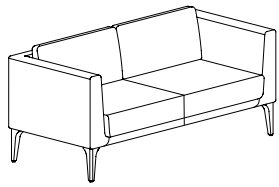
Two Seat - Cushion Back

AW6012

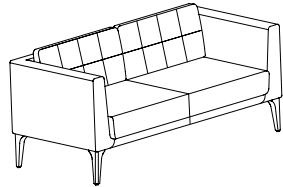
Dimensions		D	W	H
Overall		29 ½	63	29 ¼
Seat		20	56 ½	16 ¼
Arm				26 ¼
Overall Upholstery		Shipping		
COM Ydg	8 ¾	Ctn Wt	110	
COL Sq Ft	193	Cu Ft	37	
Frame				
COM Ydg	4 ⅝			
COL Sq Ft	101			
Back Cushion				
COM Ydg	2			
COL Sq Ft	44			
Seat Cushion				
COM Ydg	2 ½			
COL Sq Ft	55			

COM	\$3,275
A	\$3,347
B	\$3,489
COL/C	\$3,739
D	\$4,059
E	\$4,331
F	\$4,808
G	\$5,319
H	\$5,755
I	\$6,537
J	\$7,463
L1	\$5,973
L2	\$6,724

- select maple wood feet or metal feet, JSI standard finishes
- specify upholstery on frame separately from upholstery on back cushion and separately from upholstery on seat cushion
- quilted back cushion available, specify and add \$184 list
- arm caps available: wood, solid surface or 3D black laminate - upcharges apply
- power available in the side arm - upcharge applies



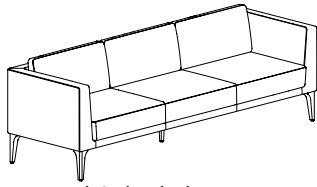
plain back shown



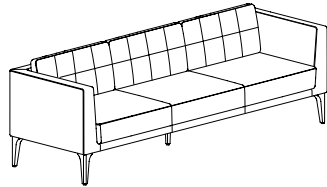
quilted back shown

Description

Three Seat - Cushion Back



plain back shown



quilted back shown

1 Model

AW6013

- select maple wood feet or metal feet, JSI standard finishes
- specify upholstery on frame separately from upholstery on back cushion and separately from upholstery on seat cushion
- quilted back cushion available, specify and add \$244 list
- arm caps available: wood, solid surface or 3D black laminate - upcharges apply
- power available in the side arm - upcharge applies

Specifications

Dimensions	D	W	H
Overall	29 1/2	90	29 1/4
Seat	20	80 1/2	16 1/4
Arm			26 1/4
Overall Upholstery		Shipping	
COM Ydg	12 1/4	Ctn Wt	140
COL Sq Ft	294	Cu Ft	52
Frame Upholstery			
COM Ydg	5 1/2		
COL Sq Ft	132		
Back Cushion			
COM Ydg	3		
COL Sq Ft	72		
Seat Cushion			
COM Ydg	3 3/4		
COL Sq Ft	90		

List Price Per Grade

COM	\$4,219
A	\$4,316
B	\$4,507
COL/C	\$4,841
D	\$5,271
E	\$5,637
F	\$6,277
G	\$6,963
H	\$7,550
I	\$8,599
J	\$9,842
L1	\$8,197
L2	\$9,295

To Order, Specify:

- 1 Model Number
- 2 Fabric Selection - vendor, pattern and color
 - a.) Frame
 - b.) Back Cushion
 - c.) Seat Cushion
 Visit www.jsifurniture.com/finishes-and-materials/textiles for our textiles program. See selection of standard and graded in manufacturers and patterns.
- 3 Back Cushion
 - a.) Plain (PBC)
 - b.) Quilted (QBC) - upcharge applies
- 4 Foot Option
 - a.) Wood - [See Wood Foot Option](#)
 - b.) Metal Finish - [See Metal Foot Option](#)
- 5 Arm Caps - Wood (W) add \$203, Solid Surface (S) add \$327 or 3D Black Laminate (B3L) add \$203 list per set
- 6 Optional Power in the Side Arm - Black (B) or White (W) - indicate left or right (as seated) add \$401 each

Specifications

- Frame constructed of hardwood solids and plywood. Joinery includes puzzle joints and lap joints with metal fasteners.
- Wood legs include metal mounting plate and fixed metal glides.
- Metal legs feature adjustable foot with nylon glide and 1/2" adjustment range.
- Upholstery is tailor sewn over multi-density high resilience polyurethane foam.
- Seat cushion thickness 3 1/2".
- Back cushion tapered thickness - 2 1/2" at top - 4 3/4" at bottom.

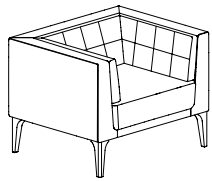
Description

① Model

Specifications

List Price Per Grade

Single Seat - Quilted Wrap



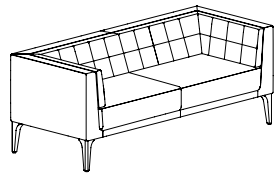
AW6021

- select maple wood feet or metal feet, JSI standard finishes
- specify upholstery on frame separately from upholstery on quilted wrap and separately from upholstery on seat cushion
- arm caps available: wood, solid surface or 3D black laminate - upcharges apply
- power available in the side arm - upcharge applies

Dimensions	D	W	H
Overall	29 ½	34	26 ½
Seat	20	21	16 ¼
Arm			26 ¼
Overall Upholstery		Shipping	
COM Ydg	7 ½	Ctn Wt	79
COL Sq Ft	150	Cu Ft	19
Frame			
COM Ydg	3 ¾		
COL Sq Ft	75		
Quit Wrap			
COM Ydg	1 ¾		
COL Sq Ft	35		
Seat Cushion			
COM Ydg	1 ⅝		
COL Sq Ft	26		

COM	\$2,820
A	\$2,861
B	\$2,943
COL/C	\$3,085
D	\$3,268
E	\$3,424
F	\$3,696
G	\$3,988
H	\$4,238
I	\$4,684
J	\$5,213
L1	\$4,202
L2	\$4,591

Two Seat - Quilted Wrap



AW6022

- select maple wood feet or metal feet, JSI standard finishes
- specify upholstery on frame separately from upholstery on quilted wrap and separately from upholstery on seat cushion
- arm caps available: wood, solid surface or 3D black laminate - upcharges apply
- power available in the side arm - upcharge applies

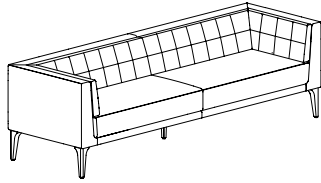
Dimensions	D	W	H
Overall	29 ½	63	26 ½
Seat	20	51	16 ¼
Arm			26 ¼
Overall Upholstery		Shipping	
COM Ydg	10	Ctn Wt	125
COL Sq Ft	220	Cu Ft	34
Frame			
COM Ydg	4 ⅝		
COL Sq Ft	101		
Quit Wrap			
COM Ydg	2		
COL Sq Ft	42		
Seat Cushion			
COM Ydg	2 ½		
COL Sq Ft	55		

COM	\$3,601
A	\$3,669
B	\$3,803
COL/C	\$4,038
D	\$4,340
E	\$4,597
F	\$5,046
G	\$5,528
H	\$5,940
I	\$6,677
J	\$7,549
L1	\$6,145
L2	\$6,854

ARWYN

Description

Three Seat - Quilted Wrap



1 Model

AW6023

- select maple wood feet or metal feet, JSI standard finishes
- specify upholstery on frame separately from upholstery on quilted wrap and separately from upholstery on seat cushion
- arm caps available: wood, solid surface or 3D black laminate - upcharges apply
- power available in the side arm - upcharge applies

Specifications

Dimensions		D	W	H
Overall		29½	90	26½
Seat		20	78	16¼
Arm				26½
Overall Upholstery		Shipping		
COM Ydg	12½	Ctn Wt	160	
COL Sq Ft	300	Cu Ft	48	
Frame				
COM Ydg	5½			
COL Sq Ft	132			
Quit Wrap				
COM Ydg	3			
COL Sq Ft	72			
Seat Cushion				
COM Ydg	3¾			
COL Sq Ft	90			

List Price Per Grade

COM	\$4,718
A	\$4,788
B	\$4,926
COL/C	\$5,168
D	\$5,479
E	\$5,744
F	\$6,207
G	\$6,703
H	\$7,128
I	\$7,887
J	\$8,786
L1	\$7,596
L2	\$8,390

To Order, Specify:

- 1 Model Number
- 2 Fabric Selection - vendor, pattern and color
 - a.) Frame
 - b.) Quilt Wrap
 - c.) Seat Cushion

Visit www.jsifurniture.com/finishes-and-materials/textiles for our textiles program. See selection of standard and graded in manufacturers and patterns.
- 3 Foot Option
 - a.) Wood - [See Wood Foot Option](#)
 - b.) Metal Finish - [See Metal Foot Option](#)
- 4 Arm Caps - Wood (W) add \$203, Solid Surface (S) add \$327 or 3D Black Laminate (B3L) add \$203 list per set
- 5 Optional Power in the Side Arm - Black (B) or White (W) - indicate left or right (as seated) add \$401 each

Specifications

- Frame constructed of hardwood solids and plywood. Joinery includes puzzle joints and lap joints with metal fasteners.
- Wood legs include metal mounting plate and fixed metal glides.
- Metal legs feature adjustable foot with nylon glide and ½" adjustment range.
- Upholstery is tailor sewn over multi-density high resilience polyurethane foam.
- Seat cushion thickness 3½".
- Back cushion tapered thickness - 2½ at top - 4¾ at bottom.

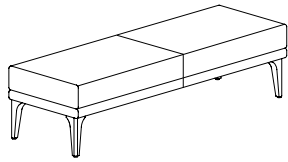
Description

① Model

Specifications

List Price Per Grade

19 x 60" Rectangular Bench"



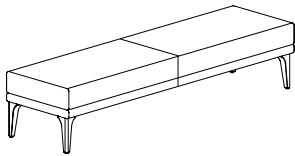
AW1960

- select maple wood feet or metal feet, JSI standard finishes
- specify upholstery on apron separately from upholstery on seat
- quilted bench seat cushion available, specify and add \$153 list

Dimensions	D	W	H
Overall	19	60	15 ¼
Overall Upholstery		Shipping	
COM Ydg	2 ½	Ctn Wt	63
COL Sq Ft	50	Cu Ft	13
Apron			
COM Ydg	1 ¾		
COL Sq Ft	35		
Seat Cushion			
COM Ydg	1 ¾		
COL Sq Ft	35		

COM	\$1,966
A	\$1,987
B	\$2,028
COL/C	\$2,099
D	\$2,190
E	\$2,268
F	\$2,404
G	\$2,550
H	\$2,675
I	\$2,898
J	\$3,163
L1	\$2,657
L2	\$2,852

19 x 72" Rectangular Bench"



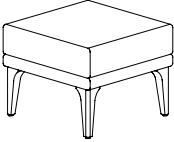
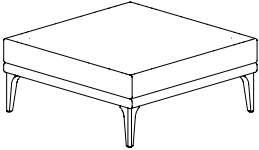
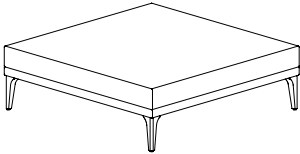
AW1972

- select maple wood feet or metal feet, JSI standard finishes
- specify upholstery on apron separately from upholstery on seat
- quilted bench seat cushion available, specify and add \$244 list

Dimensions	D	W	H
Overall	19	72	15 ¼
Overall Upholstery		Shipping	
COM Ydg	2 ¾	Ctn Wt	67
COL Sq Ft	55	Cu Ft	16
Apron			
COM Ydg	2 ½		
COL Sq Ft	50		
Seat Cushion			
COM Ydg	2 ½		
COL Sq Ft	50		

COM	\$2,115
A	\$2,138
B	\$2,183
COL/C	\$2,261
D	\$2,362
E	\$2,447
F	\$2,597
G	\$2,758
H	\$2,895
I	\$3,141
J	\$3,431
L1	\$2,875
L2	\$3,089

ARWYN

Description	Model	Specifications	List Price Per Grade																																																																						
19½ Square Ottoman" 	AW2020 <ul style="list-style-type: none"> select maple wood feet or metal feet, JSI standard finishes specify upholstery on apron separately from upholstery on seat quilted ottoman seat cushion available, specify and add \$122 list 	<table border="1"> <thead> <tr> <th>Dimensions</th> <th>D</th> <th>W</th> <th>H</th> </tr> </thead> <tbody> <tr> <td>Overall</td> <td>19 ½</td> <td>19 ½</td> <td>15 ¼</td> </tr> <tr> <th colspan="2">Overall Upholstery</th> <th colspan="2">Shipping</th> </tr> <tr> <td>COM Ydg</td> <td>1</td> <td>Ctn Wt</td> <td>50</td> </tr> <tr> <td>COL Sq Ft</td> <td>20</td> <td>Cu Ft</td> <td>7</td> </tr> <tr> <th colspan="4">Apron</th> </tr> <tr> <td>COM Ydg</td> <td>½</td> <td></td> <td></td> </tr> <tr> <td>COL Sq Ft</td> <td>10</td> <td></td> <td></td> </tr> <tr> <th colspan="4">Seat Cushion</th> </tr> <tr> <td>COM Ydg</td> <td>¾</td> <td></td> <td></td> </tr> <tr> <td>COL Sq Ft</td> <td>15</td> <td></td> <td></td> </tr> </tbody> </table>	Dimensions	D	W	H	Overall	19 ½	19 ½	15 ¼	Overall Upholstery		Shipping		COM Ydg	1	Ctn Wt	50	COL Sq Ft	20	Cu Ft	7	Apron				COM Ydg	½			COL Sq Ft	10			Seat Cushion				COM Ydg	¾			COL Sq Ft	15			<table> <tr><td>COM</td><td>\$984</td></tr> <tr><td>A</td><td>\$993</td></tr> <tr><td>B</td><td>\$1,009</td></tr> <tr><td>COL/C</td><td>\$1,037</td></tr> <tr><td>D</td><td>\$1,074</td></tr> <tr><td>E</td><td>\$1,105</td></tr> <tr><td>F</td><td>\$1,160</td></tr> <tr><td>G</td><td>\$1,218</td></tr> <tr><td>H</td><td>\$1,268</td></tr> <tr><td>I</td><td>\$1,357</td></tr> <tr><td>J</td><td>\$1,463</td></tr> <tr><td>L1</td><td>\$1,261</td></tr> <tr><td>L2</td><td>\$1,339</td></tr> </table>	COM	\$984	A	\$993	B	\$1,009	COL/C	\$1,037	D	\$1,074	E	\$1,105	F	\$1,160	G	\$1,218	H	\$1,268	I	\$1,357	J	\$1,463	L1	\$1,261	L2	\$1,339
		Dimensions	D	W	H																																																																				
Overall	19 ½	19 ½	15 ¼																																																																						
Overall Upholstery		Shipping																																																																							
COM Ydg	1	Ctn Wt	50																																																																						
COL Sq Ft	20	Cu Ft	7																																																																						
Apron																																																																									
COM Ydg	½																																																																								
COL Sq Ft	10																																																																								
Seat Cushion																																																																									
COM Ydg	¾																																																																								
COL Sq Ft	15																																																																								
COM	\$984																																																																								
A	\$993																																																																								
B	\$1,009																																																																								
COL/C	\$1,037																																																																								
D	\$1,074																																																																								
E	\$1,105																																																																								
F	\$1,160																																																																								
G	\$1,218																																																																								
H	\$1,268																																																																								
I	\$1,357																																																																								
J	\$1,463																																																																								
L1	\$1,261																																																																								
L2	\$1,339																																																																								
36 Square Ottoman" 	AW3636 <ul style="list-style-type: none"> select maple wood feet or metal feet, JSI standard finishes specify upholstery on apron separately from upholstery on seat quilted ottoman seat cushion available, specify and add \$184 list 	<table border="1"> <thead> <tr> <th>Dimensions</th> <th>D</th> <th>W</th> <th>H</th> </tr> </thead> <tbody> <tr> <td>Overall</td> <td>36</td> <td>36</td> <td>15 ¼</td> </tr> <tr> <th colspan="2">Overall Upholstery</th> <th colspan="2">Shipping</th> </tr> <tr> <td>COM Ydg</td> <td>2 ¼</td> <td>Ctn Wt</td> <td>72</td> </tr> <tr> <td>COL Sq Ft</td> <td>45</td> <td>Cu Ft</td> <td>14</td> </tr> <tr> <th colspan="4">Apron</th> </tr> <tr> <td>COM Ydg</td> <td>½</td> <td></td> <td></td> </tr> <tr> <td>COL Sq Ft</td> <td>10</td> <td></td> <td></td> </tr> <tr> <th colspan="4">Seat Cushion</th> </tr> <tr> <td>COM Ydg</td> <td>1 ¾</td> <td></td> <td></td> </tr> <tr> <td>COL Sq Ft</td> <td>35</td> <td></td> <td></td> </tr> </tbody> </table>	Dimensions	D	W	H	Overall	36	36	15 ¼	Overall Upholstery		Shipping		COM Ydg	2 ¼	Ctn Wt	72	COL Sq Ft	45	Cu Ft	14	Apron				COM Ydg	½			COL Sq Ft	10			Seat Cushion				COM Ydg	1 ¾			COL Sq Ft	35			<table> <tr><td>COM</td><td>\$1,988</td></tr> <tr><td>A</td><td>\$2,009</td></tr> <tr><td>B</td><td>\$2,050</td></tr> <tr><td>COL/C</td><td>\$2,121</td></tr> <tr><td>D</td><td>\$2,212</td></tr> <tr><td>E</td><td>\$2,290</td></tr> <tr><td>F</td><td>\$2,426</td></tr> <tr><td>G</td><td>\$2,572</td></tr> <tr><td>H</td><td>\$2,697</td></tr> <tr><td>I</td><td>\$2,920</td></tr> <tr><td>J</td><td>\$3,185</td></tr> <tr><td>L1</td><td>\$2,679</td></tr> <tr><td>L2</td><td>\$2,874</td></tr> </table>	COM	\$1,988	A	\$2,009	B	\$2,050	COL/C	\$2,121	D	\$2,212	E	\$2,290	F	\$2,426	G	\$2,572	H	\$2,697	I	\$2,920	J	\$3,185	L1	\$2,679	L2	\$2,874
		Dimensions	D	W	H																																																																				
Overall	36	36	15 ¼																																																																						
Overall Upholstery		Shipping																																																																							
COM Ydg	2 ¼	Ctn Wt	72																																																																						
COL Sq Ft	45	Cu Ft	14																																																																						
Apron																																																																									
COM Ydg	½																																																																								
COL Sq Ft	10																																																																								
Seat Cushion																																																																									
COM Ydg	1 ¾																																																																								
COL Sq Ft	35																																																																								
COM	\$1,988																																																																								
A	\$2,009																																																																								
B	\$2,050																																																																								
COL/C	\$2,121																																																																								
D	\$2,212																																																																								
E	\$2,290																																																																								
F	\$2,426																																																																								
G	\$2,572																																																																								
H	\$2,697																																																																								
I	\$2,920																																																																								
J	\$3,185																																																																								
L1	\$2,679																																																																								
L2	\$2,874																																																																								
48 Square Ottoman" 	AW4848 <ul style="list-style-type: none"> select maple wood feet or metal feet, JSI standard finishes specify upholstery on apron separately from upholstery on seat quilted ottoman seat cushion available, specify and add \$214 list 	<table border="1"> <thead> <tr> <th>Dimensions</th> <th>D</th> <th>W</th> <th>H</th> </tr> </thead> <tbody> <tr> <td>Overall</td> <td>48</td> <td>48</td> <td>15 ¼</td> </tr> <tr> <th colspan="2">Overall Upholstery</th> <th colspan="2">Shipping</th> </tr> <tr> <td>COM Ydg</td> <td>3</td> <td>Ctn Wt</td> <td>101</td> </tr> <tr> <td>COL Sq Ft</td> <td>60</td> <td>Cu Ft</td> <td>25</td> </tr> <tr> <th colspan="4">Apron</th> </tr> <tr> <td>COM Ydg</td> <td>½</td> <td></td> <td></td> </tr> <tr> <td>COL Sq Ft</td> <td>10</td> <td></td> <td></td> </tr> <tr> <th colspan="4">Seat Cushion</th> </tr> <tr> <td>COM Ydg</td> <td>2 ½</td> <td></td> <td></td> </tr> <tr> <td>COL Sq Ft</td> <td>50</td> <td></td> <td></td> </tr> </tbody> </table>	Dimensions	D	W	H	Overall	48	48	15 ¼	Overall Upholstery		Shipping		COM Ydg	3	Ctn Wt	101	COL Sq Ft	60	Cu Ft	25	Apron				COM Ydg	½			COL Sq Ft	10			Seat Cushion				COM Ydg	2 ½			COL Sq Ft	50			<table> <tr><td>COM</td><td>\$2,221</td></tr> <tr><td>A</td><td>\$2,244</td></tr> <tr><td>B</td><td>\$2,289</td></tr> <tr><td>COL/C</td><td>\$2,367</td></tr> <tr><td>D</td><td>\$2,468</td></tr> <tr><td>E</td><td>\$2,553</td></tr> <tr><td>F</td><td>\$2,703</td></tr> <tr><td>G</td><td>\$2,864</td></tr> <tr><td>H</td><td>\$3,001</td></tr> <tr><td>I</td><td>\$3,247</td></tr> <tr><td>J</td><td>\$3,537</td></tr> <tr><td>L1</td><td>\$2,981</td></tr> <tr><td>L2</td><td>\$3,195</td></tr> </table>	COM	\$2,221	A	\$2,244	B	\$2,289	COL/C	\$2,367	D	\$2,468	E	\$2,553	F	\$2,703	G	\$2,864	H	\$3,001	I	\$3,247	J	\$3,537	L1	\$2,981	L2	\$3,195
		Dimensions	D	W	H																																																																				
Overall	48	48	15 ¼																																																																						
Overall Upholstery		Shipping																																																																							
COM Ydg	3	Ctn Wt	101																																																																						
COL Sq Ft	60	Cu Ft	25																																																																						
Apron																																																																									
COM Ydg	½																																																																								
COL Sq Ft	10																																																																								
Seat Cushion																																																																									
COM Ydg	2 ½																																																																								
COL Sq Ft	50																																																																								
COM	\$2,221																																																																								
A	\$2,244																																																																								
B	\$2,289																																																																								
COL/C	\$2,367																																																																								
D	\$2,468																																																																								
E	\$2,553																																																																								
F	\$2,703																																																																								
G	\$2,864																																																																								
H	\$3,001																																																																								
I	\$3,247																																																																								
J	\$3,537																																																																								
L1	\$2,981																																																																								
L2	\$3,195																																																																								

To Order, Specify:

- 1 Model Number
- 2 Fabric Selection - vendor, pattern and color
 - a.) Apron
 - b.) Seat Cushion

Visit www.jsifurniture.com/finishes-and-materials/textiles for our textiles program. See selection of standard and graded in manufacturers and patterns.
- 3 Seat Cushion
 - a.) Plain (PSC)
 - b.) Quilted (QSC) - upcharge applies
- 4 Foot Option
 - a.) Wood - [See Wood Foot Option](#)
 - b.) Metal Finish - [See Metal Foot Option](#)

Specifications

- Frame constructed of hardwood plywood with metal fasteners.
- Wood legs include metal mounting plate and fixed metal glides.
- Metal legs feature adjustable foot with nylon glide and ½" adjustment range.
- Upholstery grade plywood with 5" of foam creates the seat suspension box.
- Upholstery is tailor sewn over multi-density high resilience polyurethane foam.
- Seat cushion thickness 4 ¼".

Arwyn Guest + Crossover Order Check List:



Specify:

- 1. Model Number
- 2. Fabric Selection
 - A. Extreme Back & Arm - Vendor, Pattern and Color
 - B. Interior Back & Arm - Vendor, Pattern and Color
 - C. Apron (Ottoman) - Vendor, Pattern and Color
 - D. Seat Cushion - Vendor, Pattern and Color
- 3. Leg Finish
 - A. Wood
 - B. Metal - see below
 - * Star Bases are always Polished Aluminum (PAM)
- 4. Optional Premium Polished Trim Grey Dual Wheel Soft Urethane Casters - add \$377 list

Example:

AW6011 (model #)	Maharam (fabric vendor)	Kvadrat Molly (pattern name)	170 (pattern color)	BAR (leg option)
	fabric specified per zone			

1. Model Number

2. Fabric Selection - Please supply the following:
Fabric vendor/ Pattern name/ Pattern color

[For a complete list of JSI Standard and Graded-In Textiles click here](#)

- Indicate direction of fabric - Railroaded or Up the Roll
- Please provide illustration, if available


All COM orders must include the following:

- Vendor's name, pattern name and color
- Sample of the fabric attached to the order
- Model numbers of items for fabric application
- Special application instructions
- Customer and purchase order number

Ship prepaid COM material to:
JSI

Application of fabric:
Railroaded Up the Roll

Attn: COM Department
201 East Martin Street
Receiving B, Dock 71
Orleans, IN 47452



3. Leg Finish:

A. Wood Maple Leg

BAR	Barrel	MCH	Mocha
BRK	Brickdust	OBK	Outback
BUF	Buff	PIL	Pilsner
CSK	Cask	PIN	Pinnacle Walnut
CND	Cinder	RAV	Raven
CLY	Clay	RYE	Rye
EGR	Egret	SAB	Sable
FAW	Fawn	SAD	Saddle
FLX	Flax	SIE	Sienna
FLN	Flint	TRF	Truffle
FLO	Florence Walnut	UMB	Umber
LOF	Loft	VAL	Valley
MES	Mesa	WLH	Walnut Heights
MIN	Mineral		

B. Metal Leg

ABZ	Aged Bronze	MBK	Matte Black
ASL	Arctic Silver	PEW	Pewter
CHR	Chrome (upcharge applies)	SBZ	Soft Bronze
GLD	Gold	SNK	Soft Nickel

4. Optional Premium Polished Trim Grey Dual Wheel Soft Urethane Casters - add \$377 list

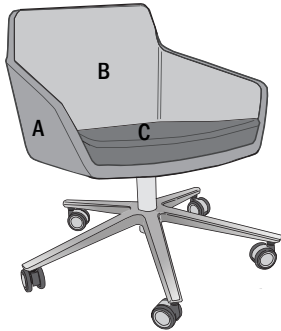
All COM orders will ship at standard lead time from receipt of COM except for orders requiring special custom matched finishes.

ARWYN

Fabric Application

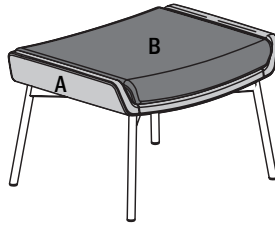
Arwyn affords the ability to be specified with multiple upholsteries to create a unique look. Upholstery zones are defined by the style of the unit.

Please note that the same pattern must be specified for the Extreme and Interior Back/Arm. Different colorways from the same pattern may be selected to create contrast. The seat cushion may be different pattern.

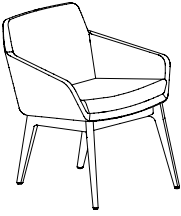


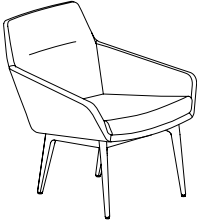
Guest and Crossover
(all legs/base styles)

- A = Extreme Back & Arm**
- B = Interior Back & Arm**
- C = Seat Cushion**

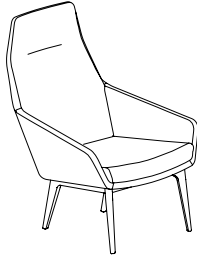


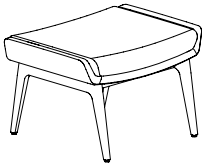
Crossover Ottoman
A = Apron
B = Seat Cushion

Description	① Model	Specifications				List Price Per Grade	
Guest Chair - Wood Leg 	AW6000WL · maple wood leg · specify upholstery on extreme back/arm separately from upholstery on interior back/arm and separately from seat cushions · upholstery pattern selected for the extreme outside of the chair and the interior must be the same, different colorways can be specified; seat upholstery can be different pattern.	Dimensions		D	W	H	COM \$1,699
		Overall	28	26	32	A \$1,718	
		Seat	18	19	18 ½	B \$1,755	
		Arm			26 ½	COL/C \$1,819	
		Overall Upholstery		Shipping		D \$1,901	
		COM Ydg	2 ¼	Ctn Wt	39	E \$1,971	
		COL Sq Ft	45	Cu Ft	17	F \$2,094	
		Extreme Back & Arm				G \$2,225	
		COM Ydg	1 ¼			H \$2,337	
		COL Sq Ft	25			I \$2,538	
		Interior Back & Arm				J \$2,776	
		COM Ydg	1			L1 \$2,391	
		COL Sq Ft	20			L2 \$2,584	
		Seat Cushion					
		COM Ydg	¾				
COL Sq Ft	15						

Mid Back Crossover Lounge - Wood Leg 	AW6001WL · maple wood leg · specify upholstery on extreme back/arm separately from upholstery on interior back/arm and separately from seat cushions · upholstery pattern selected for the extreme outside of the chair and the interior must be the same, different colorways can be specified; seat upholstery can be different pattern	Dimensions		D	W	H	COM \$1,856
		Overall	30 ½	28	33	A \$1,879	
		Seat	19 ½	21	17	B \$1,924	
		Arm			25	COL/C \$2,002	
		Overall Upholstery		Shipping		D \$2,103	
		COM Ydg	2 ¾	Ctn Wt	42	E \$2,188	
		COL Sq Ft	55	Cu Ft	20	F \$2,338	
		Extreme Back & Arm				G \$2,499	
		COM Ydg	1 ¾			H \$2,636	
		COL Sq Ft	35			I \$2,882	
		Interior Back & Arm				J \$3,172	
		COM Ydg	1			L1 \$2,601	
		COL Sq Ft	20			L2 \$2,811	
		Seat Cushion					
		COM Ydg	¾				
COL Sq Ft	15						

ARWYN

Description	1 Model	Specifications	List Price Per Grade																
High Back Crossover Lounge - Wood Leg 	AW6005WL • maple wood leg • specify upholstery on extreme back/arm separately from upholstery on interior back/arm and separately from seat cushions • upholstery pattern selected for the extreme outside of the chair and the interior must be the same, different colorways can be specified; seat upholstery can be different pattern	<table border="1"> <thead> <tr> <th>Dimensions</th> <th>D</th> <th>W</th> <th>H</th> </tr> </thead> <tbody> <tr> <td>Overall</td> <td>30 1/2</td> <td>28</td> <td>41</td> </tr> <tr> <td>Seat</td> <td>19 1/2</td> <td>21</td> <td>17</td> </tr> <tr> <td>Arm</td> <td></td> <td></td> <td>25</td> </tr> </tbody> </table>	Dimensions	D	W	H	Overall	30 1/2	28	41	Seat	19 1/2	21	17	Arm			25	COM \$1,889 A \$1,914 B \$1,963 COL/C \$2,048 D \$2,158 E \$2,251 F \$2,415 G \$2,590 H \$2,740 I \$3,008 J \$3,325 L1 \$2,625 L2 \$2,835
		Dimensions	D	W	H														
		Overall	30 1/2	28	41														
		Seat	19 1/2	21	17														
		Arm			25														
		<table border="1"> <thead> <tr> <th>Overall Upholstery</th> <th>Shipping</th> </tr> </thead> <tbody> <tr> <td>COM Ydg 3</td> <td>Ctn Wt 47</td> </tr> <tr> <td>COL Sq Ft 60</td> <td>Cu Ft 24</td> </tr> </tbody> </table>	Overall Upholstery	Shipping	COM Ydg 3	Ctn Wt 47	COL Sq Ft 60	Cu Ft 24											
		Overall Upholstery	Shipping																
		COM Ydg 3	Ctn Wt 47																
		COL Sq Ft 60	Cu Ft 24																
		<table border="1"> <thead> <tr> <th>Extreme Back & Arm</th> </tr> </thead> <tbody> <tr> <td>COM Ydg 1 3/4</td> </tr> <tr> <td>COL Sq Ft 35</td> </tr> </tbody> </table>	Extreme Back & Arm	COM Ydg 1 3/4	COL Sq Ft 35														
		Extreme Back & Arm																	
		COM Ydg 1 3/4																	
COL Sq Ft 35																			
<table border="1"> <thead> <tr> <th>Interior Back & Arm</th> </tr> </thead> <tbody> <tr> <td>COM Ydg 1</td> </tr> <tr> <td>COL Sq Ft 20</td> </tr> </tbody> </table>	Interior Back & Arm	COM Ydg 1	COL Sq Ft 20																
Interior Back & Arm																			
COM Ydg 1																			
COL Sq Ft 20																			
<table border="1"> <thead> <tr> <th>Seat Cushion</th> </tr> </thead> <tbody> <tr> <td>COM Ydg 3/4</td> </tr> <tr> <td>COL Sq Ft 15</td> </tr> </tbody> </table>	Seat Cushion	COM Ydg 3/4	COL Sq Ft 15																
Seat Cushion																			
COM Ydg 3/4																			
COL Sq Ft 15																			

Ottoman Crossover Lounge - Wood Leg 	AW6004WL • maple wood leg • specify upholstery on apron separately from upholstery on seat	<table border="1"> <thead> <tr> <th>Dimensions</th> <th>D</th> <th>W</th> <th>H</th> </tr> </thead> <tbody> <tr> <td>Overall</td> <td>19</td> <td>26 1/2</td> <td>17 1/4</td> </tr> <tr> <td>Seat</td> <td>19 1/2</td> <td>26 1/2</td> <td>17</td> </tr> </tbody> </table>	Dimensions	D	W	H	Overall	19	26 1/2	17 1/4	Seat	19 1/2	26 1/2	17	COM \$1,262 A \$1,275 B \$1,299 COL/C \$1,342 D \$1,397 E \$1,443 F \$1,525 G \$1,613 H \$1,688 I \$1,822 J \$1,980 L1 \$1,630 L2 \$1,735
		Dimensions	D	W	H										
		Overall	19	26 1/2	17 1/4										
		Seat	19 1/2	26 1/2	17										
		<table border="1"> <thead> <tr> <th>Overall Upholstery</th> <th>Shipping</th> </tr> </thead> <tbody> <tr> <td>COM Ydg 1 1/2</td> <td>Ctn Wt 26</td> </tr> <tr> <td>COL Sq Ft 27</td> <td>Cu Ft 7</td> </tr> </tbody> </table>	Overall Upholstery	Shipping	COM Ydg 1 1/2	Ctn Wt 26	COL Sq Ft 27	Cu Ft 7							
		Overall Upholstery	Shipping												
		COM Ydg 1 1/2	Ctn Wt 26												
		COL Sq Ft 27	Cu Ft 7												
		<table border="1"> <thead> <tr> <th>Apron Upholstery</th> </tr> </thead> <tbody> <tr> <td>COM Ydg 1</td> </tr> <tr> <td>COL Sq Ft 18</td> </tr> </tbody> </table>	Apron Upholstery	COM Ydg 1	COL Sq Ft 18										
		Apron Upholstery													
		COM Ydg 1													
		COL Sq Ft 18													
<table border="1"> <thead> <tr> <th>Seat Cushion Upholstery</th> </tr> </thead> <tbody> <tr> <td>COM Ydg 1</td> </tr> <tr> <td>COL Sq Ft 18</td> </tr> </tbody> </table>	Seat Cushion Upholstery	COM Ydg 1	COL Sq Ft 18												
Seat Cushion Upholstery															
COM Ydg 1															
COL Sq Ft 18															

To Order, Specify:

- 1 Model Number
 - 2 Fabric Selection - vendor, pattern and color
 - a.) Extreme Back & Arm
 - b.) Interior Back & Arm
 - c.) Apron (Ottoman)
 - d.) Seat Cushion
- Visit www.jsifurniture.com/finishes-and-materials/textiles for our textiles program. See selection of standard and graded in manufacturers and patterns.
- 3 Wood Leg Finish - [see Wood Leg Finish](#)


Specifications


Crossover

- Compound curved plywood shell construction, arms attached with custom hardwood supports.
- Wood leg frame made of high grade exterior solid lumber using mortise and tenon and dowel construction. Nail in metal glides standard.
- Leg frame fasten to the shell with pre-bored fastening wood screws.
- Seat cushion thickness 2 1/2".
- Back cushion tapered thickness - 1" tapered to 2" (top to bottom).

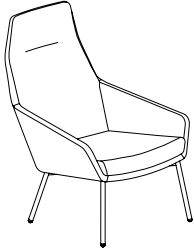
Ottoman

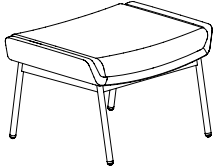
- Seat has curved plywood shell construction.
- Wood leg frame made of high grade exterior solid lumber using mortise and tenon and dowel construction. Nail in metal glides standard.
- Upholstery is tailor sewn over multi-density high resilience polyurethane foam.
- Seat cushion thickness 3 1/2"

Description	① Model	Specifications	List Price Per Grade																																										
Guest Chair - Metal Leg 	AW6000ML · metal legs available in JSI standard finishes, chrome (CHR) available; specify and add \$509 list · specify upholstery on extreme back/arm separately from upholstery on interior back/arm and separately from seat cushions · upholstery pattern selected for the extreme outside of the chair and the interior must be the same, different colorways can be specified; seat upholstery can be different pattern	<table border="1"> <thead> <tr> <th>Dimensions</th> <th>D</th> <th>W</th> <th>H</th> </tr> </thead> <tbody> <tr> <td>Overall</td> <td>28</td> <td>26</td> <td>32</td> </tr> <tr> <td>Seat</td> <td>18</td> <td>19</td> <td>18 ½</td> </tr> <tr> <td>Arm</td> <td></td> <td></td> <td>26 ½</td> </tr> </tbody> </table>	Dimensions	D	W	H	Overall	28	26	32	Seat	18	19	18 ½	Arm			26 ½	<table border="1"> <tbody> <tr><td>COM</td><td>\$1,765</td></tr> <tr><td>A</td><td>\$1,784</td></tr> <tr><td>B</td><td>\$1,821</td></tr> <tr><td>COL/C</td><td>\$1,885</td></tr> <tr><td>D</td><td>\$1,967</td></tr> <tr><td>E</td><td>\$2,037</td></tr> <tr><td>F</td><td>\$2,160</td></tr> <tr><td>G</td><td>\$2,291</td></tr> <tr><td>H</td><td>\$2,403</td></tr> <tr><td>I</td><td>\$2,604</td></tr> <tr><td>J</td><td>\$2,842</td></tr> <tr><td>L1</td><td>\$2,457</td></tr> <tr><td>L2</td><td>\$2,650</td></tr> </tbody> </table>	COM	\$1,765	A	\$1,784	B	\$1,821	COL/C	\$1,885	D	\$1,967	E	\$2,037	F	\$2,160	G	\$2,291	H	\$2,403	I	\$2,604	J	\$2,842	L1	\$2,457	L2	\$2,650
		Dimensions	D	W	H																																								
Overall	28	26	32																																										
Seat	18	19	18 ½																																										
Arm			26 ½																																										
COM	\$1,765																																												
A	\$1,784																																												
B	\$1,821																																												
COL/C	\$1,885																																												
D	\$1,967																																												
E	\$2,037																																												
F	\$2,160																																												
G	\$2,291																																												
H	\$2,403																																												
I	\$2,604																																												
J	\$2,842																																												
L1	\$2,457																																												
L2	\$2,650																																												
<table border="1"> <thead> <tr> <th>Overall Upholstery</th> <th colspan="2">Shipping</th> </tr> </thead> <tbody> <tr> <td>COM Ydg</td> <td>2 ¼</td> <td>Ctn Wt 39</td> </tr> <tr> <td>COL Sq Ft</td> <td>45</td> <td>Cu Ft 17</td> </tr> <tr> <td colspan="3">Extreme Back & Arm</td> </tr> <tr> <td>COM Ydg</td> <td>1 ¼</td> <td></td> </tr> <tr> <td>COL Sq Ft</td> <td>25</td> <td></td> </tr> <tr> <td colspan="3">Interior Back & Arm</td> </tr> <tr> <td>COM Ydg</td> <td>1</td> <td></td> </tr> <tr> <td>COL Sq Ft</td> <td>20</td> <td></td> </tr> <tr> <td colspan="3">Seat Cushion</td> </tr> <tr> <td>COM Ydg</td> <td>¾</td> <td></td> </tr> <tr> <td>COL Sq Ft</td> <td>15</td> <td></td> </tr> </tbody> </table>	Overall Upholstery	Shipping		COM Ydg	2 ¼	Ctn Wt 39	COL Sq Ft	45	Cu Ft 17	Extreme Back & Arm			COM Ydg	1 ¼		COL Sq Ft	25		Interior Back & Arm			COM Ydg	1		COL Sq Ft	20		Seat Cushion			COM Ydg	¾		COL Sq Ft	15										
Overall Upholstery	Shipping																																												
COM Ydg	2 ¼	Ctn Wt 39																																											
COL Sq Ft	45	Cu Ft 17																																											
Extreme Back & Arm																																													
COM Ydg	1 ¼																																												
COL Sq Ft	25																																												
Interior Back & Arm																																													
COM Ydg	1																																												
COL Sq Ft	20																																												
Seat Cushion																																													
COM Ydg	¾																																												
COL Sq Ft	15																																												

Description	① Model	Specifications	List Price Per Grade																																										
Mid Back Crossover Lounge - Metal Leg 	AW6001ML · metal legs available in JSI standard finishes, chrome (CHR) available; specify and add \$561 list · specify upholstery on extreme back/arm separately from upholstery on interior back/arm and separately from seat cushions · upholstery pattern selected for the extreme outside of the chair and the interior must be the same, different colorways can be specified; seat upholstery can be different pattern	<table border="1"> <thead> <tr> <th>Dimensions</th> <th>D</th> <th>W</th> <th>H</th> </tr> </thead> <tbody> <tr> <td>Overall</td> <td>30 ½</td> <td>28</td> <td>33</td> </tr> <tr> <td>Seat</td> <td>19 ½</td> <td>21</td> <td>17</td> </tr> <tr> <td>Arm</td> <td></td> <td></td> <td>26 ½</td> </tr> </tbody> </table>	Dimensions	D	W	H	Overall	30 ½	28	33	Seat	19 ½	21	17	Arm			26 ½	<table border="1"> <tbody> <tr><td>COM</td><td>\$1,957</td></tr> <tr><td>A</td><td>\$1,980</td></tr> <tr><td>B</td><td>\$2,025</td></tr> <tr><td>COL/C</td><td>\$2,103</td></tr> <tr><td>D</td><td>\$2,204</td></tr> <tr><td>E</td><td>\$2,289</td></tr> <tr><td>F</td><td>\$2,439</td></tr> <tr><td>G</td><td>\$2,600</td></tr> <tr><td>H</td><td>\$2,737</td></tr> <tr><td>I</td><td>\$2,983</td></tr> <tr><td>J</td><td>\$3,273</td></tr> <tr><td>L1</td><td>\$2,702</td></tr> <tr><td>L2</td><td>\$2,912</td></tr> </tbody> </table>	COM	\$1,957	A	\$1,980	B	\$2,025	COL/C	\$2,103	D	\$2,204	E	\$2,289	F	\$2,439	G	\$2,600	H	\$2,737	I	\$2,983	J	\$3,273	L1	\$2,702	L2	\$2,912
		Dimensions	D	W	H																																								
Overall	30 ½	28	33																																										
Seat	19 ½	21	17																																										
Arm			26 ½																																										
COM	\$1,957																																												
A	\$1,980																																												
B	\$2,025																																												
COL/C	\$2,103																																												
D	\$2,204																																												
E	\$2,289																																												
F	\$2,439																																												
G	\$2,600																																												
H	\$2,737																																												
I	\$2,983																																												
J	\$3,273																																												
L1	\$2,702																																												
L2	\$2,912																																												
<table border="1"> <thead> <tr> <th>Overall Upholstery</th> <th colspan="2">Shipping</th> </tr> </thead> <tbody> <tr> <td>COM Ydg</td> <td>2 ¾</td> <td>Ctn Wt 42</td> </tr> <tr> <td>COL Sq Ft</td> <td>55</td> <td>Cu Ft 20</td> </tr> <tr> <td colspan="3">Extreme Back & Arm</td> </tr> <tr> <td>COM Ydg</td> <td>1 ¾</td> <td></td> </tr> <tr> <td>COL Sq Ft</td> <td>35</td> <td></td> </tr> <tr> <td colspan="3">Interior Back & Arm</td> </tr> <tr> <td>COM Ydg</td> <td>1</td> <td></td> </tr> <tr> <td>COL Sq Ft</td> <td>20</td> <td></td> </tr> <tr> <td colspan="3">Seat Cushion</td> </tr> <tr> <td>COM Ydg</td> <td>¾</td> <td></td> </tr> <tr> <td>COL Sq Ft</td> <td>15</td> <td></td> </tr> </tbody> </table>	Overall Upholstery	Shipping		COM Ydg	2 ¾	Ctn Wt 42	COL Sq Ft	55	Cu Ft 20	Extreme Back & Arm			COM Ydg	1 ¾		COL Sq Ft	35		Interior Back & Arm			COM Ydg	1		COL Sq Ft	20		Seat Cushion			COM Ydg	¾		COL Sq Ft	15										
Overall Upholstery	Shipping																																												
COM Ydg	2 ¾	Ctn Wt 42																																											
COL Sq Ft	55	Cu Ft 20																																											
Extreme Back & Arm																																													
COM Ydg	1 ¾																																												
COL Sq Ft	35																																												
Interior Back & Arm																																													
COM Ydg	1																																												
COL Sq Ft	20																																												
Seat Cushion																																													
COM Ydg	¾																																												
COL Sq Ft	15																																												

ARWYN

Description	1 Model	Specifications	List Price Per Grade																																																																																										
High Back Crossover Lounge - Metal Leg 	AW6005ML <ul style="list-style-type: none"> metal legs available in JSI standard finishes, chrome (CHR) available; specify and add \$561 list specify upholstery on extreme back/arm separately from upholstery on interior back/arm and separately from seat cushions upholstery pattern selected for the extreme outside of the chair and the interior must be the same, different colorways can be specified; seat upholstery can be different pattern 	<table border="1"> <thead> <tr> <th>Dimensions</th> <th>D</th> <th>W</th> <th>H</th> </tr> </thead> <tbody> <tr> <td>Overall</td> <td>30 1/2</td> <td>28</td> <td>41</td> </tr> <tr> <td>Seat</td> <td>19 1/2</td> <td>21</td> <td>17</td> </tr> <tr> <td>Arm</td> <td></td> <td></td> <td>25</td> </tr> <tr> <th colspan="2">Overall Upholstery</th> <th colspan="2">Shipping</th> </tr> <tr> <td>COM Ydg</td> <td>3</td> <td>Ctn Wt</td> <td>47</td> </tr> <tr> <td>COL Sq Ft</td> <td>60</td> <td>Cu Ft</td> <td>24</td> </tr> <tr> <th colspan="4">Extreme Back & Arm</th> </tr> <tr> <td>COM Ydg</td> <td>1 3/4</td> <td></td> <td></td> </tr> <tr> <td>COL Sq Ft</td> <td>35</td> <td></td> <td></td> </tr> <tr> <th colspan="4">Interior Back & Arm</th> </tr> <tr> <td>COM Ydg</td> <td>1</td> <td></td> <td></td> </tr> <tr> <td>COL Sq Ft</td> <td>20</td> <td></td> <td></td> </tr> <tr> <th colspan="4">Seat Cushion</th> </tr> <tr> <td>COM Ydg</td> <td>3/4</td> <td></td> <td></td> </tr> <tr> <td>COL Sq Ft</td> <td>15</td> <td></td> <td></td> </tr> </tbody> </table>	Dimensions	D	W	H	Overall	30 1/2	28	41	Seat	19 1/2	21	17	Arm			25	Overall Upholstery		Shipping		COM Ydg	3	Ctn Wt	47	COL Sq Ft	60	Cu Ft	24	Extreme Back & Arm				COM Ydg	1 3/4			COL Sq Ft	35			Interior Back & Arm				COM Ydg	1			COL Sq Ft	20			Seat Cushion				COM Ydg	3/4			COL Sq Ft	15			<table> <tr><td>COM</td><td>\$1,992</td></tr> <tr><td>A</td><td>\$2,017</td></tr> <tr><td>B</td><td>\$2,066</td></tr> <tr><td>COL/C</td><td>\$2,151</td></tr> <tr><td>D</td><td>\$2,261</td></tr> <tr><td>E</td><td>\$2,354</td></tr> <tr><td>F</td><td>\$2,518</td></tr> <tr><td>G</td><td>\$2,693</td></tr> <tr><td>H</td><td>\$2,843</td></tr> <tr><td>I</td><td>\$3,111</td></tr> <tr><td>J</td><td>\$3,428</td></tr> <tr><td>L1</td><td>\$2,728</td></tr> <tr><td>L2</td><td>\$2,938</td></tr> </table>	COM	\$1,992	A	\$2,017	B	\$2,066	COL/C	\$2,151	D	\$2,261	E	\$2,354	F	\$2,518	G	\$2,693	H	\$2,843	I	\$3,111	J	\$3,428	L1	\$2,728	L2	\$2,938
		Dimensions	D	W	H																																																																																								
		Overall	30 1/2	28	41																																																																																								
		Seat	19 1/2	21	17																																																																																								
		Arm			25																																																																																								
		Overall Upholstery		Shipping																																																																																									
		COM Ydg	3	Ctn Wt	47																																																																																								
		COL Sq Ft	60	Cu Ft	24																																																																																								
		Extreme Back & Arm																																																																																											
		COM Ydg	1 3/4																																																																																										
		COL Sq Ft	35																																																																																										
		Interior Back & Arm																																																																																											
COM Ydg	1																																																																																												
COL Sq Ft	20																																																																																												
Seat Cushion																																																																																													
COM Ydg	3/4																																																																																												
COL Sq Ft	15																																																																																												
COM	\$1,992																																																																																												
A	\$2,017																																																																																												
B	\$2,066																																																																																												
COL/C	\$2,151																																																																																												
D	\$2,261																																																																																												
E	\$2,354																																																																																												
F	\$2,518																																																																																												
G	\$2,693																																																																																												
H	\$2,843																																																																																												
I	\$3,111																																																																																												
J	\$3,428																																																																																												
L1	\$2,728																																																																																												
L2	\$2,938																																																																																												

Ottoman Crossover Lounge - Metal Leg 	AW6004ML <ul style="list-style-type: none"> metal legs available in JSI standard finishes, chrome (CHR) available; specify and add \$533 list specify upholstery on apron separately from upholstery on seat 	<table border="1"> <thead> <tr> <th>Dimensions</th> <th>D</th> <th>W</th> <th>H</th> </tr> </thead> <tbody> <tr> <td>Overall</td> <td>19</td> <td>26 1/2</td> <td>17 1/4</td> </tr> <tr> <td>Seat</td> <td>19 1/2</td> <td>26 1/2</td> <td>17</td> </tr> <tr> <th colspan="2">Overall Upholstery</th> <th colspan="2">Shipping</th> </tr> <tr> <td>COM Ydg</td> <td>1 1/2</td> <td>Ctn Wt</td> <td>26</td> </tr> <tr> <td>COL Sq Ft</td> <td>27</td> <td>Cu Ft</td> <td>7</td> </tr> <tr> <th colspan="4">Apron</th> </tr> <tr> <td>COM Ydg</td> <td>1</td> <td></td> <td></td> </tr> <tr> <td>COL Sq Ft</td> <td>18</td> <td></td> <td></td> </tr> <tr> <th colspan="4">Seat Cushion</th> </tr> <tr> <td>COM Ydg</td> <td>1</td> <td></td> <td></td> </tr> <tr> <td>COL Sq Ft</td> <td>18</td> <td></td> <td></td> </tr> </tbody> </table>	Dimensions	D	W	H	Overall	19	26 1/2	17 1/4	Seat	19 1/2	26 1/2	17	Overall Upholstery		Shipping		COM Ydg	1 1/2	Ctn Wt	26	COL Sq Ft	27	Cu Ft	7	Apron				COM Ydg	1			COL Sq Ft	18			Seat Cushion				COM Ydg	1			COL Sq Ft	18			<table> <tr><td>COM</td><td>\$1,383</td></tr> <tr><td>A</td><td>\$1,396</td></tr> <tr><td>B</td><td>\$1,420</td></tr> <tr><td>COL/C</td><td>\$1,463</td></tr> <tr><td>D</td><td>\$1,518</td></tr> <tr><td>E</td><td>\$1,564</td></tr> <tr><td>F</td><td>\$1,646</td></tr> <tr><td>G</td><td>\$1,734</td></tr> <tr><td>H</td><td>\$1,809</td></tr> <tr><td>I</td><td>\$1,943</td></tr> <tr><td>J</td><td>\$2,101</td></tr> <tr><td>L1</td><td>\$1,751</td></tr> <tr><td>L2</td><td>\$1,856</td></tr> </table>	COM	\$1,383	A	\$1,396	B	\$1,420	COL/C	\$1,463	D	\$1,518	E	\$1,564	F	\$1,646	G	\$1,734	H	\$1,809	I	\$1,943	J	\$2,101	L1	\$1,751	L2	\$1,856
		Dimensions	D	W	H																																																																								
		Overall	19	26 1/2	17 1/4																																																																								
		Seat	19 1/2	26 1/2	17																																																																								
		Overall Upholstery		Shipping																																																																									
		COM Ydg	1 1/2	Ctn Wt	26																																																																								
		COL Sq Ft	27	Cu Ft	7																																																																								
		Apron																																																																											
		COM Ydg	1																																																																										
		COL Sq Ft	18																																																																										
		Seat Cushion																																																																											
		COM Ydg	1																																																																										
COL Sq Ft	18																																																																												
COM	\$1,383																																																																												
A	\$1,396																																																																												
B	\$1,420																																																																												
COL/C	\$1,463																																																																												
D	\$1,518																																																																												
E	\$1,564																																																																												
F	\$1,646																																																																												
G	\$1,734																																																																												
H	\$1,809																																																																												
I	\$1,943																																																																												
J	\$2,101																																																																												
L1	\$1,751																																																																												
L2	\$1,856																																																																												

To Order, Specify:

- 1 Model Number
 - 2 Fabric Selection - vendor, pattern and color
 - a.) Extreme Back & Arm
 - b.) Interior Back & Arm
 - c.) Apron (Ottoman)
 - d.) Seat Cushion
- Visit www.jsifurniture.com/finishes-and-materials/textiles for our textiles program. See selection of standard and graded in manufacturers and patterns.
- 3 Metal Leg Option
 - a.) Metal Finish - [See Metal Leg Option](#)

Specifications

Crossover

- Compound curved plywood shell construction, arms attached with custom hardwood supports.
- Metal leg frame with 7/8" dia. legs. Legs have metal foot with domed nylon glide and 1/2" adjustment range.
- Upholstery is tailor sewn over multi-density high resilience polyurethane foam.
- Seat cushion thickness 2 1/2".
- Back cushion tapered thickness - 1" tapered to 2" (top to bottom).

Ottoman

- Seat has curved plywood shell construction.
- Metal leg frame with 7/8" diameter legs. Legs have metal foot with domed nylon glide and 1/2" adjustment range.
- Upholstery is tailor sewn over multi-density high resilience polyurethane foam.
- Seat cushion thickness 3 1/2"

Description

① Model

Specifications

List Price Per Grade

Swivel Guest Chair with 4 Star Base



AW6000B

- four star 28" diameter base, always polished aluminum
- swivel base offers limited tilt, stationary height with self-returning mechanism
- specify upholstery on extreme back/arm separately from upholstery on interior back/arm and separately from seat cushions
- upholstery pattern selected for the extreme outside of the chair and the interior must be the same, different colorways can be specified; seat upholstery can be different pattern

Dimensions		D	W	H
Overall		28	26	32
Seat		18	19	17
Arm				26½
Overall Upholstery		Shipping		
COM Ydg	2 ¼	Ctn Wt	39	
COL Sq Ft	45	Cu Ft	17	
Extreme Back & Arm				
COM Ydg	1 ¼			
COL Sq Ft	25			
Interior Back & Arm				
COM Ydg	1			
COL Sq Ft	20			
Seat Cushion				
COM Ydg	¾			
COL Sq Ft	15			

COM	\$1,668
A	\$1,687
B	\$1,724
COL/C	\$1,788
D	\$1,870
E	\$1,940
F	\$2,063
G	\$2,194
H	\$2,306
I	\$2,507
J	\$2,745
L1	\$2,360
L2	\$2,553

Mid Back Crossover Lounge with 4 Star Base



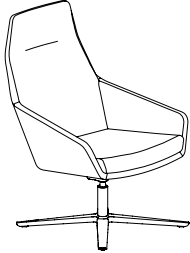
AW6001B

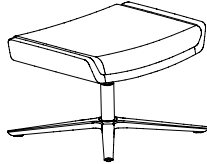
- four star 32" diameter base, always polished aluminum
- swivel base offers limited tilt, stationary height with self-returning mechanism
- specify upholstery on extreme back/arm separately from upholstery on interior back/arm and separately from seat cushions
- upholstery pattern selected for the extreme outside of the chair and the interior must be the same, different colorways can be specified; seat upholstery can be different pattern

Dimensions		D	W	H
Overall		30 ½	28	33
Seat		19 ½	21	17
Arm				25
Overall Upholstery		Shipping		
COM Ydg	2 ¾	Ctn Wt	42	
COL Sq Ft	55	Cu Ft	20	
Extreme Back & Arm				
COM Ydg	1 ¾			
COL Sq Ft	35			
Interior Back & Arm				
COM Ydg	1			
COL Sq Ft	20			
Seat Cushion				
COM Ydg	¾			
COL Sq Ft	15			

COM	\$1,843
A	\$1,866
B	\$1,911
COL/C	\$1,989
D	\$2,090
E	\$2,175
F	\$2,325
G	\$2,486
H	\$2,623
I	\$2,869
J	\$3,159
L1	\$2,588
L2	\$2,798

ARWYN

Description	Model	Specifications	List Price Per Grade																																										
High Back Crossover Lounge with 4 Star Base 	AW6005B • four star 32" diameter base, always polished aluminum • swivel base offers limited tilt, stationary height with self-returning mechanism • specify upholstery on extreme back/arm separately from upholstery on interior back/arm and separately from seat cushions • upholstery pattern selected for the extreme outside of the chair and the interior must be the same, different colorways can be specified; seat upholstery can be different pattern	<table border="1"> <thead> <tr> <th>Dimensions</th> <th>D</th> <th>W</th> <th>H</th> </tr> </thead> <tbody> <tr> <td>Overall</td> <td>30 1/2</td> <td>28</td> <td>41</td> </tr> <tr> <td>Seat</td> <td>19 1/2</td> <td>21</td> <td>17</td> </tr> <tr> <td>Arm</td> <td></td> <td></td> <td>25</td> </tr> </tbody> </table>	Dimensions	D	W	H	Overall	30 1/2	28	41	Seat	19 1/2	21	17	Arm			25	<table border="1"> <tbody> <tr> <td>COM</td> <td>\$1,922</td> </tr> <tr> <td>A</td> <td>\$1,947</td> </tr> <tr> <td>B</td> <td>\$1,996</td> </tr> <tr> <td>COL/C</td> <td>\$2,081</td> </tr> <tr> <td>D</td> <td>\$2,191</td> </tr> <tr> <td>E</td> <td>\$2,284</td> </tr> <tr> <td>F</td> <td>\$2,448</td> </tr> <tr> <td>G</td> <td>\$2,623</td> </tr> <tr> <td>H</td> <td>\$2,773</td> </tr> <tr> <td>I</td> <td>\$3,041</td> </tr> <tr> <td>J</td> <td>\$3,358</td> </tr> <tr> <td>L1</td> <td>\$2,658</td> </tr> <tr> <td>L2</td> <td>\$2,868</td> </tr> </tbody> </table>	COM	\$1,922	A	\$1,947	B	\$1,996	COL/C	\$2,081	D	\$2,191	E	\$2,284	F	\$2,448	G	\$2,623	H	\$2,773	I	\$3,041	J	\$3,358	L1	\$2,658	L2	\$2,868
		Dimensions	D	W	H																																								
		Overall	30 1/2	28	41																																								
		Seat	19 1/2	21	17																																								
		Arm			25																																								
		COM	\$1,922																																										
		A	\$1,947																																										
		B	\$1,996																																										
		COL/C	\$2,081																																										
		D	\$2,191																																										
E	\$2,284																																												
F	\$2,448																																												
G	\$2,623																																												
H	\$2,773																																												
I	\$3,041																																												
J	\$3,358																																												
L1	\$2,658																																												
L2	\$2,868																																												
<table border="1"> <thead> <tr> <th>Overall Upholstery</th> <th>Shipping</th> </tr> </thead> <tbody> <tr> <td>COM Ydg</td> <td>3 Ctn Wt 47</td> </tr> <tr> <td>COL Sq Ft</td> <td>60 Cu Ft 24</td> </tr> </tbody> </table>	Overall Upholstery	Shipping	COM Ydg	3 Ctn Wt 47	COL Sq Ft	60 Cu Ft 24																																							
Overall Upholstery	Shipping																																												
COM Ydg	3 Ctn Wt 47																																												
COL Sq Ft	60 Cu Ft 24																																												
<table border="1"> <thead> <tr> <th>Extreme Back & Arm</th> <th></th> </tr> </thead> <tbody> <tr> <td>COM Ydg</td> <td>1 3/4</td> </tr> <tr> <td>COL Sq Ft</td> <td>35</td> </tr> </tbody> </table>	Extreme Back & Arm		COM Ydg	1 3/4	COL Sq Ft	35																																							
Extreme Back & Arm																																													
COM Ydg	1 3/4																																												
COL Sq Ft	35																																												
<table border="1"> <thead> <tr> <th>Interior Back & Arm</th> <th></th> </tr> </thead> <tbody> <tr> <td>COM Ydg</td> <td>1</td> </tr> <tr> <td>COL Sq Ft</td> <td>20</td> </tr> </tbody> </table>	Interior Back & Arm		COM Ydg	1	COL Sq Ft	20																																							
Interior Back & Arm																																													
COM Ydg	1																																												
COL Sq Ft	20																																												
<table border="1"> <thead> <tr> <th>Seat Cushion</th> <th></th> </tr> </thead> <tbody> <tr> <td>COM Ydg</td> <td>3/4</td> </tr> <tr> <td>COL Sq Ft</td> <td>15</td> </tr> </tbody> </table>	Seat Cushion		COM Ydg	3/4	COL Sq Ft	15																																							
Seat Cushion																																													
COM Ydg	3/4																																												
COL Sq Ft	15																																												

Ottoman Crossover Lounge - 4 Star Base 	AW6004B • four star 28" diameter base, always polished aluminum • specify upholstery on apron separately from upholstery on seat	<table border="1"> <thead> <tr> <th>Dimensions</th> <th>D</th> <th>W</th> <th>H</th> </tr> </thead> <tbody> <tr> <td>Overall</td> <td>19</td> <td>26 1/2</td> <td>17 1/4</td> </tr> <tr> <td>Seat</td> <td>19 1/2</td> <td>26 1/2</td> <td>17</td> </tr> </tbody> </table>	Dimensions	D	W	H	Overall	19	26 1/2	17 1/4	Seat	19 1/2	26 1/2	17	<table border="1"> <tbody> <tr> <td>COM</td> <td>\$1,236</td> </tr> <tr> <td>A</td> <td>\$1,249</td> </tr> <tr> <td>B</td> <td>\$1,273</td> </tr> <tr> <td>COL/C</td> <td>\$1,316</td> </tr> <tr> <td>D</td> <td>\$1,371</td> </tr> <tr> <td>E</td> <td>\$1,417</td> </tr> <tr> <td>F</td> <td>\$1,499</td> </tr> <tr> <td>G</td> <td>\$1,587</td> </tr> <tr> <td>H</td> <td>\$1,662</td> </tr> <tr> <td>I</td> <td>\$1,796</td> </tr> <tr> <td>J</td> <td>\$1,954</td> </tr> <tr> <td>L1</td> <td>\$1,604</td> </tr> <tr> <td>L2</td> <td>\$1,709</td> </tr> </tbody> </table>	COM	\$1,236	A	\$1,249	B	\$1,273	COL/C	\$1,316	D	\$1,371	E	\$1,417	F	\$1,499	G	\$1,587	H	\$1,662	I	\$1,796	J	\$1,954	L1	\$1,604	L2	\$1,709
		Dimensions	D	W	H																																				
		Overall	19	26 1/2	17 1/4																																				
		Seat	19 1/2	26 1/2	17																																				
		COM	\$1,236																																						
		A	\$1,249																																						
		B	\$1,273																																						
		COL/C	\$1,316																																						
		D	\$1,371																																						
		E	\$1,417																																						
F	\$1,499																																								
G	\$1,587																																								
H	\$1,662																																								
I	\$1,796																																								
J	\$1,954																																								
L1	\$1,604																																								
L2	\$1,709																																								
<table border="1"> <thead> <tr> <th>Overall Upholstery</th> <th>Shipping</th> </tr> </thead> <tbody> <tr> <td>COM Ydg</td> <td>1 1/2 Ctn Wt 26</td> </tr> <tr> <td>COL Sq Ft</td> <td>27 Cu Ft 7</td> </tr> </tbody> </table>	Overall Upholstery	Shipping	COM Ydg	1 1/2 Ctn Wt 26	COL Sq Ft	27 Cu Ft 7																																			
Overall Upholstery	Shipping																																								
COM Ydg	1 1/2 Ctn Wt 26																																								
COL Sq Ft	27 Cu Ft 7																																								
<table border="1"> <thead> <tr> <th>Apron</th> <th></th> </tr> </thead> <tbody> <tr> <td>COM Ydg</td> <td>1</td> </tr> <tr> <td>COL Sq Ft</td> <td>18</td> </tr> </tbody> </table>	Apron		COM Ydg	1	COL Sq Ft	18																																			
Apron																																									
COM Ydg	1																																								
COL Sq Ft	18																																								
<table border="1"> <thead> <tr> <th>Seat Cushion</th> <th></th> </tr> </thead> <tbody> <tr> <td>COM Ydg</td> <td>1</td> </tr> <tr> <td>COL Sq Ft</td> <td>18</td> </tr> </tbody> </table>	Seat Cushion		COM Ydg	1	COL Sq Ft	18																																			
Seat Cushion																																									
COM Ydg	1																																								
COL Sq Ft	18																																								

To Order, Specify:

- 1 Model Number
- 2 Fabric Selection - vendor, pattern and color
 - a.) Extreme Back & Arm
 - b.) Interior Back & Arm
 - c.) Apron (Ottoman)
 - d.) Seat Cushion

Visit www.jsifurniture.com/finishes-and-materials/textiles for our textiles program. See selection of standard and graded in manufacturers and patterns.

Specifications

Crossover

- Compound curved plywood shell construction, arms attached with custom hardwood supports.
- Control mechanism features forward and back limited tilt with fixed height cylinder with auto return.
- 4 Star aluminum base with fixed nylon glides.
- Upholstery is tailor sewn over multi-density high resilience polyurethane foam.
- Seat cushion thickness 2 1/2".
- Back cushion tapered thickness - 1" tapered to 2" (top to bottom).

Ottoman

- Seat has curved plywood shell construction.
- Ottoman has fixed height control and cylinder with auto return.
- 4 Star aluminum base with fixed nylon glides.
- Upholstery is tailor sewn over multi-density high resilience polyurethane foam.
- Seat cushion thickness 3 1/2"

Description

1 Model

Specifications

List Price Per Grade

Swivel Guest Chair with 5 Star Base



AW6000C

- specify upholstery on extreme back/arm separately from upholstery on interior back/arm and separately from seat cushions
- upholstery pattern selected for the extreme outside of the chair and the interior must be the same, different colorways can be specified; seat upholstery can be different pattern
- five star 26" diameter base with casters, always polished aluminum
- standard black (BLK) casters, specify optional premium polished trim grey dual wheel soft urethane (PPG) and add \$377 list
- swivel base offers limited tilt, height adjustment
- overall height range is 32 - 35 1/2
- seat height range is 17 - 18 1/2 - 22
- arm height range is 17 - 26 1/2 - 30

Dimensions			
	D	W	H
Overall	28	26	32
Seat	18	19	18 1/2
Arm			26 1/2
Overall Upholstery		Shipping	
COM Ydg	2 1/4	Ctn Wt	42
COL Sq Ft	45	Cu Ft	17
Extreme Back & Arm			
COM Ydg	1 1/4		
COL Sq Ft	25		
Interior Back & Arm			
COM Ydg	1		
COL Sq Ft	20		
Seat Cushion			
COM Ydg	3/4		
COL Sq Ft	15		

COM	\$1,642
A	\$1,661
B	\$1,698
COL/C	\$1,762
D	\$1,844
E	\$1,914
F	\$2,037
G	\$2,168
H	\$2,280
I	\$2,481
J	\$2,719
L1	\$2,334
L2	\$2,527

To Order, Specify:

- 1 Model Number
- 2 Fabric Selection - vendor, pattern and color
 - a.) Extreme Back & Arm
 - b.) Interior Back & Arm
 - c.) Seat Cushion

Visit www.jsifurniture.com/finishes-and-materials/textiles for our textiles program. See selection of standard and graded in manufacturers and patterns.

- 3 Optional Premium Polished Trim Grey Dual Wheel Soft Urethane Casters - add \$377

Specifications

- Compound curved plywood shell construction, arms attached with custom hardwood supports.
- Control mechanism features forward and back limited with height adjustable cylinder.
- 5 Star aluminum base with casters.
- Upholstery is tailor sewn over multi-density high resiliency polyurethane foam.
- Seat cushion thickness 2 1/2".
- Back cushion tapered thickness - 1" tapered to 2" (top to bottom).

Arwyn Occasional Tables Order Check List:



Specify:

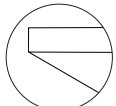
- 1. Model Number**
- 2. Top Material**
 - a.) Veneer**
 - 1.) Wood Finish**
 - b.) Laminate**
 - 1.) Laminate Color**
 - c.) Solid Surface**
 - 1.) Solid Surface Color - Black Onyx Mirage (ONX), Designer White (DWH), Hot Stone (HST) or Soothing Grey (SOG)**
 - d.) Glass**
 - 1.) Glass Color - Black Back Painted Matte (MBB) or White Back Painted (WBP)**
- 3. Leg Finish**
 - a.) Wood** Note: when wood top is selected, leg finish defaults to match
 - b.) Metal**

Example:

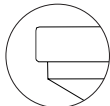
AMV1616-19SQML | **MCH** | **SNK**
(model #) | (wood finish) | (metal leg color)

1. Model Number

2. Top Material Selection:



Veneer



Solid Surface



Glass

ESS Essentials Veneer

BRK	Brickdust	MIN	Mineral
CSK	Cask	MCH	Mocha
CLY	Clay	OBK	Outback
FAW	Fawn	PIL	Pilsner
FLX	Flax	SIE	Sienna
FLN	Flint	TRF	Truffle
LOF	Loft	UMB	Umber
MES	Mesa	VAL	Valley

ART Artisan Veneer

BAR	Barrel	RAV	Raven
BUF	Buff	RYE	Rye
CND	Cinder	SAB	Sable
EGR	Egret	SAD	Saddle

HPL Wood Grain Pattern Laminates

BEL	Belair	MIN	Mineral
BRK	Brickdust	MCH	Mocha
CSK	Cask	OBK	Outback
CLY	Clay	PIL	Pilsner
EGR	Egret	PIN	Pinnacle Walnut
FAW	Fawn	UMB	Umber
FLN	Flint	VAL	Valley
FLO	Florence Walnut	WLH	Walnut Heights
LOF	Loft	WEA	Weathered Ash
MES	Mesa		

HPL Solid Laminates

ALB	Alabaster	SHD	Shadow
BLK	Black	SLG	Slate Grey
BBL	Bridal Blanco	ZEN	Zen Grey
DWH	Designer White		

Solid Surface

ONX	Black Onyx Mirage	HST	Hot Stone
DWH	Designer White	SOG	Soothing Grey

Glass

MBB	Black Back Painted Matte	WBP	White Back Painted
-----	--------------------------	-----	--------------------

3. Leg Finish:

Wood Finish:

BAR	Barrel	MCH	Mocha
BRK	Brickdust	OBK	Outback
BUF	Buff	PIL	Pilsner
CSK	Cask	PIN	Pinnacle Walnut
CND	Cinder	RAV	Raven
CLY	Clay	RYE	Rye
EGR	Egret	SAB	Sable
FAW	Fawn	SAD	Saddle
FLX	Flax	SIE	Sienna
FLN	Flint	TRF	Truffle
FLO	Florence Walnut	UMB	Umber
LOF	Loft	VAL	Valley
MES	Mesa	WLH	Walnut Heights
MIN	Mineral		

Metal:

ABZ	Aged Bronze	PEW	Pewter
ASL	Arctic Silver	SBZ	Soft Bronze
GLD	Gold	SNK	Soft Nickel
MBK	Matte Black	CHR	Chrome (upcharge applies)

Description	D	W	H	CTN WT	CU FT	Model	HPL Laminate	Artisan	Solid Surface	Glass
							Essentials Veneer List Price	Veneer List Price	List Price	List Price
Round Side Table - Wood Legs	18	18	19	20	5	AWV0018-19RDWL	\$1,404	\$1,430	\$1,738	\$1,823



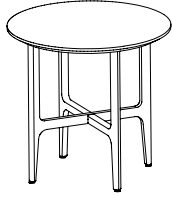
- maple wood legs
- solid surface top available in JSI standard colors
- glass surface available in white back painted (WBP) or black back painted matte (MBB)

Square Side Table - Wood Legs	16	16	19	20	4	AWV1616-19SQWL	\$1,407	\$1,433	\$1,676	\$1,753
----------------------------------	----	----	----	----	---	----------------	---------	---------	---------	---------



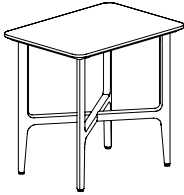
- maple wood legs
- solid surface top available in JSI standard colors
- glass surface available in white back painted (WBP) or black back painted matte (MBB)

Description	D	W	H	CTN WT	CU FT	① Model	HPL Laminate Essentials Veneer List Price	Artisan Veneer List Price	Solid Surface List Price	Glass List Price
Round End Table - Wood Legs	22	22	21	25	8	AWV0022-21RDWL	\$1,456	\$1,481	\$1,943	\$2,051




- maple wood legs
- solid surface top available in JSI standard colors
- glass surface available in white back painted (WBP) or black back painted matte (MBB)

Rectangular End Table - Wood Legs	22	16	21	25	6	AWV1622-21TTWL	\$1,465	\$1,490	\$1,824	\$1,914
--------------------------------------	----	----	----	----	---	----------------	---------	---------	---------	---------



- maple wood legs
- solid surface top available in JSI standard colors
- glass surface available in white back painted (WBP) or black back painted matte (MBB)

Square End Table - Wood Legs	20	20	21	26	6	AWV2020-21SQWL	\$1,504	\$1,568	\$1,914	\$1,994
---------------------------------	----	----	----	----	---	----------------	---------	---------	---------	---------



- maple wood legs
- solid surface top available in JSI standard colors
- glass surface available in white back painted (WBP) or black back painted matte (MBB)

To Order, Specify:

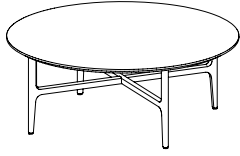
- ① Model Number
- ② Top Material
 - a.) Veneer
 - 1.) Wood Finish
 - b.) Laminate
 - c.) Solid Surface
 - 1.) Black Onyx Mirage (ONX), Designer White (DWH), Hot Stone (HST) or Soothing Grey (SOG)
 - d.) Glass
 - 1.) Black Back Painted Matte (MBB) or White Back Painted (WBP)
- ③ Leg Finish
 - a.) Wood Finish - [see Wood Leg Finish](#)

Note: when wood top is selected, leg finish defaults to match

Specifications

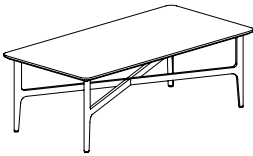
- Solid Maple hardwood table base with tenon and lap joint construction. Concealed metal X-brace for joint reinforcement.
- Nail in metal glides standard.

Description	D	W	H	CTN WT	CU FT	① Model	HPL Laminate	Artisan	Solid Surface	Glass
							Essentials Veneer List Price	Veneer List Price	List Price	List Price
Round Coffee Table - Wood Legs	42	42	16	55	20	AWV0042-16RDWL	\$1,813	\$1,879	\$3,545	\$3,957
	36	36	16	44	15	AWV0036-16RDWL	\$1,734	\$1,772	\$3,003	\$3,379



- maple wood legs
- solid surface top available in JSI standard colors
- glass surface available in white back painted (WBP) or black back painted matte (MBB)

Rectangular Coffee Table - Wood Legs	24	48	16	50	14	AWV2448-16TTWL	\$1,786	\$1,826	\$2,836	\$2,928
--------------------------------------	----	----	----	----	----	----------------	---------	---------	---------	---------



- maple wood legs
- solid surface top available in JSI standard colors
- glass surface available in white back painted (WBP) or black back painted matte (MBB)

Square Coffee Table - Wood Legs	42	42	16	68	20	AWV4242-16SQWL	\$1,956	\$2,020	\$3,660	\$4,104
	36	36	16	54	15	AWV3636-16SQWL	\$1,836	\$1,881	\$3,117	\$3,386



- maple wood legs
- solid surface top available in JSI standard colors
- glass surface available in white back painted (WBP) or black back painted matte (MBB)

ARWYN

To Order, Specify:


- ① Model Number
- ② Top Material
 - a.) Veneer
 - 1.) Wood Finish
 - b.) Laminate
 - c.) Solid Surface
 - 1.) Black Onyx Mirage (ONX), Designer White (DWH), Hot Stone (HST) or Soothing Grey (SOG)
 - d.) Glass
 - 1.) Black Back Painted Matte (MBB) or White Back Painted (WBP)
- ③ Leg Finish
 - a.) Wood Finish - [see Wood Leg Finish](#)

Specifications

- Solid Maple hardwood table base with tenon and lap joint construction. Concealed metal X-brace for joint reinforcement.
- Nail in metal glides standard.


Note: when wood top is selected, leg finish defaults to match

Description	D	W	H	CTN WT	CU FT	① Model	HPL Laminate Essentials Veneer List Price	Artisan Veneer List Price	Solid Surface List Price	Glass List Price
Round Side Table - Metal Legs	18	18	19	20	5	AWV0018-19RDML	\$1,438	\$1,464	\$1,771	\$1,856



- metal legs available in JSI standard finishes, chrome (CHR) available; specify and add \$226 list
- solid surface top available in JSI standard colors
- glass surface available in white back painted (WBP) or black back painted matte (MBB)

Square Side Table - Metal Legs	16	16	19	21	4	AWV1616-19SQML	\$1,647	\$1,673	\$1,916	\$1,992
-----------------------------------	----	----	----	----	---	----------------	---------	---------	---------	---------



- metal legs available in JSI standard finishes, chrome (CHR) available; specify and add \$275 list
- solid surface top available in JSI standard colors
- glass surface available in white back painted (WBP) or black back painted matte (MBB)

To Order, Specify:

- ① Model Number
- ② Material
 - a.) Veneer
 - 1.) Wood Finish
 - b.) Laminate
 - c.) Solid Surface
 - 1.) Black Onyx Mirage (ONX), Designer White (DWH), Hot Stone (HST) or Soothing Grey (SOG)
 - d.) Glass
 - 1.) Black Back Painted Matte (MBB) or White Back Painted (WBP)
- ③ Metal Leg Option
 - a.) Metal Finish - [See Metal Leg Option](#)

Specifications

- Metal leg frame with 7/8" dia. legs with fabricated metal stretchers.
- Legs have metal foot with nylon glide and 1/2" adjustment range.

Description	D	W	H	CTN WT	CU FT	① Model	HPL Laminate	Artisan	Solid Surface	Glass
							Essentials Veneer List Price	Veneer List Price		
Round End Table - Metal Legs	22	22	21	26	8	AWV0022-21RDML	\$1,680	\$1,706	\$2,167	\$2,275



- metal legs available in JSI standard finishes, chrome (CHR) available; specify and add \$275 list
- solid surface top available in JSI standard colors
- glass surface available in white back painted (WBP) or black back painted matte (MBB)

Rectangular End Table - Metal Legs	22	26	21	26	9	AWV1622-21TTML	\$1,682	\$1,708	\$2,040	\$2,130
---------------------------------------	----	----	----	----	---	----------------	---------	---------	---------	---------



- metal legs available in JSI standard finishes, chrome (CHR) available; specify and add \$275 list
- solid surface top available in JSI standard colors
- glass surface available in white back painted (WBP) or black back painted matte (MBB)

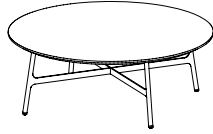
Square End Table - Metal Legs	20	20	21	27	6	AWV2020-21SQML	\$1,652	\$1,716	\$2,063	\$2,143
----------------------------------	----	----	----	----	---	----------------	---------	---------	---------	---------



- metal legs available in JSI standard finishes, chrome (CHR) available; specify and add \$275 list
- solid surface top available in JSI standard colors
- glass surface available in white back painted (WBP) or black back painted matte (MBB)

ARWYN

Description	D	W	H	CTN WT	CU FT	① Model	HPL Laminate	Artisan	Solid Surface	Glass
							Essentials Veneer List Price	Veneer List Price	List Price	List Price
Round Coffee Table - Metal Legs	42	42	16	57	20	AWV0042-16RDML	\$2,049	\$2,114	\$3,781	\$4,193
	36	36	16	46	15	AWV0036-16RDML	\$1,841	\$1,881	\$3,111	\$3,487



- metal legs available in JSI standard finishes, chrome (CHR) available; specify and add \$335 list
- solid surface top available in JSI standard colors
- glass surface available in white back painted (WBP) or black back painted matte (MBB)

Rectangular Coffee Table - Metal Legs	24	48	16	52	14	AWV2448-16TTML	\$1,971	\$2,011	\$3,020	\$3,112
------------------------------------------	----	----	----	----	----	----------------	---------	---------	---------	---------



- metal legs available in JSI standard finishes, chrome (CHR) available; specify and add \$335 list
- solid surface top available in JSI standard colors
- glass surface available in white back painted (WBP) or black back painted matte (MBB)

Square Coffee Table - Metal Legs	42	42	16	70	20	AWV4242-16SQML	\$2,058	\$2,121	\$3,763	\$4,755
	36	36	16	55	15	AWV3636-16SQML	\$1,990	\$2,035	\$3,271	\$3,644



- metal legs available in JSI standard finishes, chrome (CHR) available; specify and add \$335 list
- solid surface top available in JSI standard colors
- glass surface available in white back painted (WBP) or black back painted matte (MBB)

To Order, Specify:

- ① Model Number
- ② Material
 - a.) Veneer
 - 1.) Wood Finish
 - b.) Laminate
 - c.) Solid Surface
 - 1.) Black Onyx Mirage (ONX), Designer White (DWH), Hot Stone (HST) or Soothing Grey (SOG)
 - d.) Glass
 - 1.) Black Back Painted Matte (MBB) or White Back Painted (WBP)
- ③ Metal Leg Option
 - a.) Metal Finish - [See Metal Leg Option](#)

Specifications

- Metal leg frame with 7/8" dia. legs with fabricated metal stretchers.
- Legs have metal foot with nylon glide and 1/2" adjustment range.

Avini Lounge Order Check List:



AVINI

- Specify:**
- 1. Model Number
 - 2. Wood Species - Maple (M)
 - 3. Wood Finish/Paint Color
 - 4. Fabric Selection - vendor, pattern and color
 - 5. Optional Rubber Cushion Nylon Glides - no upcharge

Example:

AV1021W (model #)	M (wood species)	BAR (finish)	MOMENTUM (fabric vendor)	VOX (pattern name)	MYSTIC (pattern color)
-----------------------------	----------------------------	------------------------	------------------------------------	------------------------------	----------------------------------

1. Model Number

2. Wood Species - Maple (M)

3. Wood Seat Finish/Paint Color Options:

BAR Barrel	MCH Mocha
BRK Brickdust	OBK Outback
BUF Buff	PIL Pilsner
CSK Cask	PIN Pinnacle Walnut
CND Cinder	RAV Raven
CLY Clay	RYE Rye
EGR Egret	SAB Sable
FAW Fawn	SAD Saddle
FLX Flax	SIE Sienna
FLN Flint	TRF Truffle
FLO Florence Walnut	UMB Umber
LOF Loft	VAL Valley
MES Mesa	WLH Walnut Heights
MIN Mineral	

Paint Color - Add \$47 list per item

BKD Backdrop	NVL Novel Lilac
BFX Black Fox	PPL Patchwork Plum
BRV Bravado Red	PGR Pewter Green
BWH Bright White	QAL Queen Anne Lilac
BRF Broccoflower	RPT Redend Point
BTT Butternut	ROS Rose Tan
CCY Canyon Clay	SAU Saucy Gold
CHT Chatroom	SVP Silverplate
DEN Denim	SKS Skyline Steel
GAL Gale Force	STM Storm
GRV Greek Villa	TRC Tricorn Black
KGR Kendal Green	UKH Universal Khaki
NWH Nonchalant White	WBL Windy Blue

4. Fabric Selection - Please supply the following:
Fabric vendor/ Pattern name/ Pattern color

[For a complete list of JSI Standard and Graded-In Textiles click here](#)

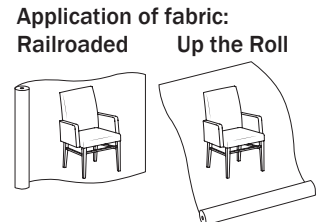
When specifying contrasting upholstery, indicate clearly which upholstery is to be applied to the seat, back and arms. Use higher grade pricing.

- Indicate direction of fabric - Railroaded or Up the Roll
- Please provide illustration, if available


All COM orders must include the following:


- Vendor's name, pattern name and color
- Sample of the fabric attached to order
- Model numbers of items for fabric application
- Special application instructions (e.g., all stripes will be applied front to back unless specified otherwise)
- Customer and purchase order number

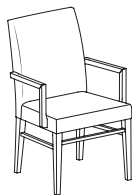
Ship prepaid COM material to:
JSI
 Attn: COM Department
 201 East Martin Street
 Receiving B, Dock 71
 Orleans, IN 47452

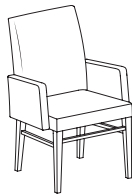


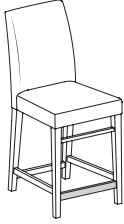
All COM orders will ship at standard lead time from receipt of COM except for orders requiring special custom matched finishes.


Description	① Model	Specifications			List Price Per Grade	
Armless 	AV1023D · upholstered seat and back	Dimensions			COM \$1,175	
			D	W	H	A \$1,192
		Overall	23 ½	21 ½	37	B \$1,224
		Seat	18	21 ½	18 ½	COL/C \$1,281
		Upholstery		Shipping		D \$1,355
		COM Ydg	2	Ctn Wt	22	E \$1,417
		COL Sq Ft	40	Cu Ft	14	F \$1,526
						G \$1,642
						H \$1,742
						I \$1,921
				J \$2,133		
				L1 \$1,479		
				L2 \$1,572		

Armless 	AV1023E · upholstered seat and back · solid maple crown	Dimensions			COM \$1,278	
			D	W	H	A \$1,295
		Overall	23 ½	21 ½	37	B \$1,327
		Seat	18	21 ½	18 ½	COL/C \$1,384
		Upholstery		Shipping		D \$1,458
		COM Ydg	2	Ctn Wt	22	E \$1,520
		COL Sq Ft	40	Cu Ft	14	F \$1,629
						G \$1,745
						H \$1,845
						I \$2,024
				J \$2,236		
				L1 \$1,582		
				L2 \$1,675		

Wood Arm 	AV1021W · upholstered seat and back	Dimensions			COM \$1,206	
			D	W	H	A \$1,223
		Overall	23 ½	23 ½	37	B \$1,255
		Seat	18	21 ½	18 ½	COL/C \$1,312
		Arm			26	D \$1,386
		Upholstery		Shipping		E \$1,448
		COM Ydg	2	Ctn Wt	23	F \$1,557
		COL Sq Ft	40	Cu Ft	14	G \$1,673
						H \$1,773
						I \$1,952
				J \$2,164		
				L1 \$1,510		
				L2 \$1,603		

Upholstered Arm 	AV1021U · upholstered seat, back and arms	Dimensions			COM \$1,530	
			D	W	H	A \$1,555
		Overall	23 ½	24	37	B \$1,604
		Seat	18	21 ½	18 ½	COL/C \$1,689
		Arm			26	D \$1,799
		Upholstery		Shipping		E \$1,892
		COM Ydg	3	Ctn Wt	25	F \$2,056
		COL Sq Ft	60	Cu Ft	14	G \$2,231
						H \$2,381
						I \$2,649
				J \$2,966		
				L1 \$1,986		
				L2 \$2,126		

Description	① Model	Specifications				List Price Per Grade	
		Dimensions	D	W	H	COM	
40" h Counter Height Stool	AV1024D · upholstered seat and back · stainless steel foot rest	Overall	22	17 1/2	40	A	\$1,396
		Seat	16 1/2	17 1/2	24 1/2	B	\$1,428
		Upholstery		Shipping		COL/C	\$1,485
		COM Ydg	2	Ctn Wt	25	D	\$1,559
		COL Sq Ft	40	Cu Ft	11	E	\$1,621
						F	\$1,730
						G	\$1,846
						H	\$1,946
						I	\$2,125
						J	\$2,337
						L1	\$1,683
						L2	\$1,776

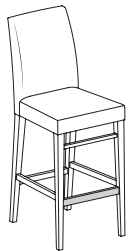
Description	① Model	Specifications				List Price Per Grade	
		Dimensions	D	W	H	COM	
40" h Counter Height Stool	AV1024E · upholstered seat and back · solid maple crown · stainless steel foot rest	Overall	22	17 1/2	40	A	\$1,500
		Seat	16 1/2	17 1/2	24 1/2	B	\$1,532
		Upholstery		Shipping		COL/C	\$1,589
		COM Ydg	2	Ctn Wt	25	D	\$1,663
		COL Sq Ft	40	Cu Ft	11	E	\$1,725
						F	\$1,834
						G	\$1,950
						H	\$2,050
						I	\$2,229
						J	\$2,441
						L1	\$1,787
						L2	\$1,880


To Order, Specify:

- ① Model Number
- ② Wood Species - Maple (M)
- ③ Wood Finish/Color [See Wood Finish/Color Options](#)
- ④ Fabric Selection - vendor, pattern and color
Visit www.jsifurniture.com/finishes-and-materials/textiles for our textiles program. See selection of standard and graded in manufacturers and patterns.
- ⑤ Optional Rubber Cushion Nylon Glides - no upcharge

Specifications

- Wood species - Maple.
- Seat is upholstered with 2 1/2" high density polyurethane foam and synthetic sheet webbing for added comfort.
- Seat has single needle top stitch detail for added style and durability.
- Back is upholstered with 1" polyurethane foam.
- Arms are upholstered with polyurethane foam.
- Mortise and tenon construction with corner blocks, glue and screws.
- Standard with rubber cushion metal glides.

Description	① Model	Specifications			List Price Per Grade	
46" h Barstool 	AV1028D · upholstered seat and back · stainless steel foot rest	Dimensions	D	W	H	COM \$1,379
		Overall	22	17 ½	46	A \$1,396
		Seat	16 ½	17 ½	30 ½	B \$1,428
		Upholstery	Shipping			COL/C \$1,485
		COM Ydg	2	Ctn Wt	25	D \$1,559
		COL Sq Ft	40	Cu Ft	12	E \$1,621
						F \$1,730
						G \$1,846
						H \$1,946
						I \$2,125

46" h Barstool 	AV1028E · upholstered seat and back · solid maple crown · stainless steel foot rest	Dimensions	D	W	H	COM \$1,483
		Overall	22	17 ½	46	A \$1,500
		Seat	16 ½	17 ½	30 ½	B \$1,532
		Upholstery	Shipping			COL/C \$1,589
		COM Ydg	2	Ctn Wt	25	D \$1,663
		COL Sq Ft	40	Cu Ft	12	E \$1,725
						F \$1,834
						G \$1,950
						H \$2,050
						I \$2,229

To Order, Specify:

- ① Model Number
- ② Wood Species - Maple (M)
- ③ Wood Finish/Color [See Wood Finish/Color Options](#)
- ④ Fabric Selection - vendor, pattern and color
 Visit www.jsifurniture.com/finishes-and-materials/textiles for our textiles program. See selection of standard and graded in manufacturers and patterns.
- ⑤ Optional Rubber Cushion Nylon Glides - no upcharge

Specifications

- Wood species - Maple.
- Seat is upholstered with 2 ½" high density polyurethane foam and synthetic sheet webbing for added comfort.
- Seat has single needle top stitch detail for added style and durability.
- Back is upholstered with 1" polyurethane foam.
- Arms are upholstered with polyurethane foam.
- Mortise and tenon construction with corner blocks, glue and screws.
- Standard with rubber cushion metal glides.

BeSPACE Order Check List:



Specify:

- 1. Model Number
- 2. Wood Species - Rift Cut White Oak (WK4) or Flat Cut Walnut (WA1)
- 3. Finish Option - CLK (Clear on Rift Cut White Oak) or CLW (Clear on Flat Cut Walnut)
- 4. Door or Drawer Front Optional Paint Color (see below for paint color options); add \$47 list per item
- 5. Metal Leg Color - See Below
- 6. Fabric Selection
 - A. Seat - Vendor, Pattern and Color
 - B. Back - Vendor, Pattern and Color
 - C. Deck or Deck and Arm (s) - Vendor, Pattern and Color
- 7. Glass Color - Clear (GTC01) or Smoke (GTC04)
- 8. Optional Power Center - Flush Mount (EC22) - Black (B) or White (W); add \$613 list each
- 9. Optional Black Grommet; add \$111 list each

Example:

BS2 (model #)	WA1 (wood species)	CLW (finish)	SNK (metal leg color)	MOMENTUM (fabric vendor)	INSIGHT (pattern name)	FOSSIL (pattern color)
------------------	-----------------------	-----------------	--------------------------	-----------------------------	---------------------------	---------------------------

1. Model Number

When specifying contrasting upholstery, indicate clearly the upholstery to be applied to the seat, back, deck or deck and arm(s).

2. Wood Species - Rift Cut White Oak (WK4) or Flat Cut Walnut (WA1)

3. Wood Finish Options:

- CLK Clear on Rift Cut White Oak
- CLW Clear on Flat Cut Walnut

4. Door or Drawer Front Optional Paint Color - Add \$47 list per item

BKD	Backdrop	NWH	Nonchalant White
BFX	Black Fox	SVP	Silverplate
BWH	Bright White	SKS	Skyline Steel
CHT	Chatroom	STM	Storm
GAL	Gale Force	TRC	Tricorn Black
GRV	Greek Villa	UKH	Universal Khaki

5. Metal Leg Color:


ABZ	Aged Bronze**	SBZ	Soft Bronze**
GLD	Gold**	SNK	Soft Nickel**
MBK	Matte Black	STS	Stardust Silver
PEW	Pewter **		

** Add \$158 list per item for select metal finishes

6. Fabric Selection - Please supply the following:
Fabric vendor/Pattern name/Pattern color

[For a complete list of JSI Standard and Graded-In Textiles click here](#)

Contrasting Upholstery - Units can be specified with a contrasting upholstery feature. When this feature is desired the unit **will be priced based on the higher grade fabric selected** for the seat, back, deck or deck and arm(s).



All COM orders must include the following:

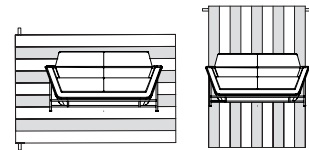
- Fabric vendor's name, pattern name and color
- Sample of the fabric attached to order
- Model numbers of items for fabric application
- Special application instructions (e.g., all stripes will be applied front to back unless specified otherwise)
- Customer and purchase order number

Ship prepaid COM material to:

JSI
Attn: COM Department
201 East Martin Street
Receiving B, Dock 71
Orleans, IN 47452

Application of fabric:

Railroaded Up the Roll



7. Glass Color:

GTC01	Clear	GTC04	Smoke
-------	-------	-------	-------

8. Optional Power Center (EC22) - add \$613 list, specify color and location

9. Optional Black Grommet - add \$111 list each

Seating

Wood Materials

Exterior surfaces are laminated veneers either in plain sliced walnut or rift cut white oak.

Seating exterior components are made up of layers of hardwood veneer molded to shape and RF cured. Outer veneers are matched for a uniform grain pattern. Exterior plywood is 5/8" thick.

Interior seating frame and support components are made from 3/4" interior grade plywood.

Metal Materials

Exterior feet and leg frames are fabricated from 14 guage steel tubing and welded to pre-set standards.

Construction

Seating interior frames are constructed with upholstery grade plywood with precisely cut interlocking joints. All joints are glued and reinforced with staples. Critical joints are fastened with screws to reinforce the joint. Frame components are assembled using t-nuts for metal to metal connection.

Upholstery Details

Seating suspension for modular units has a 3 1/2" high-resilience seat foam placed onto sheet webbing for comfort and durability. Back and arm foam is a high density foam for comfort and durability.

Freestanding upholstered units have 6" thick high-resilience seat foam for durability. The bottom of the seat plywood is ventilated to allow the seat foam to breathe. Back and arm foam is a high density foam for comfort and durability.

Single needle top stitch is used on all BeSPACE models.

Exterior Metal Components

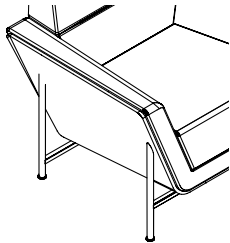
Leg frame is welded to pre-set standards and then the outer surfaces are prepared for powder coating. Leg frame and glide will be same color.

Powder coat finishes available:

ABZ	Aged Bronze**	SBZ	Soft Bronze**
GLD	Gold**	SNK	Soft Nickel
MBK	Matte Black	STS	Stardust Silver
PEW	Pewter		

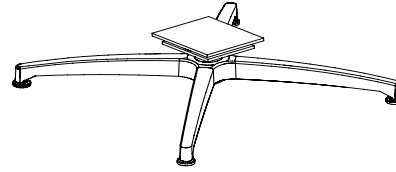
** Select metal finishes - Add \$158 list per item

Legs with adjustable glides are mounted with internal connections which are embedded into the plywood exterior. The angular cut matches up with the plywood exterior for a floating appearance.



Special Features

Model BS-1 Lounge Chair with the swivel mechanism and four prong base with non-adjustable push-in glides features a 360° swivel. The standard 3.5° rearward tilt is welded in to the spindle of the mechanism plate, the spindle sits into a passive hub of the prong base. The four prong base offers the same metal finishes as the leg frames



Finish

To accentuate the beauty of the walnut or white oak veneers a clear finish coat is applied to the exposed plywood shells and platforms.

Exterior Seating Plywood Shell and Platforms are available in two finishes:

Clear Coat on Walnut	CLW
Clear Coat on Rift Cut White Oak	CLK

To reduce hazardous formaldehyde emission we use our proprietary specially design top coat, DuraTex™. We are proud that our finish is GreenGuard certified.

DuraTex™, offers exceptional hardness along with abrasion and impact resistance, but has been formulated to eliminate hazardous and harmful gases that are normally associated with wood finish.

DuraTex™ Features

- Safety - Significantly reduces hazardous formaldehyde emissions which help improve the quality of the of the indoor air we breathe.
- Quality - Developed to be tough and durable with special attention to appearance. The DuraTex™ finish provides a safe solution and still preserves the natural beauty of wood.
- Durability - Designed to meet a wide range of demanding performance and environmental standards to withstand even the highest wear and tear.

Care and Maintenance

Care of Upholstery Surfaces

Cleanability will vary based on the fabric type. For best results, a professional service is recommended. Dirt and crumbs may be gently brushed or vacuumed off. Spills should be wiped up immediately with a cloth. Vinyl textiles can be cleaned with warm soapy water and wiped down with a warm damp cloth. For more details on any JSI carded fabric and vinyl, please visit our website at www.jsifurniture.com or consult the back of the appropriate swatch card for cleaning codes and any specific instructions. For COM materials, consult with the individual textile manufacturer for cleaning codes and any specific instructions pertaining to your particular fabric.

Maintenance of Mechanical Parts

Clean any lint or debris from the moving parts of the base mechanisms. Mechanisms have been designed and tested to not require lubrication under normal conditions however lubricant can be used if needed.

Metal Components

Wipe smooth powder coat finishes and textured metals with a damp cloth. For stubborn stains and grease marks, use soap and water. Lightly brush textured metals with a soft, dry brush to remove dirt.

Casegoods

Wood Materials

Exterior surfaces are laminated veneers either in plain sliced walnut or rift cut white oak.

Casegood tops are made up of layers of hardwood veneers molded to shape and RF cured. Outer veneers are matched for uniform grain patterns. All casegood tops are 3/4" thick plywood.

Casegood chassis, doors and drawer fronts consist of veneer over composite wood core; all wood core components are 3/4" thick.

Metal Materials

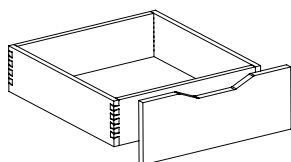
Exterior feet are fabricated using 14 guage steel tubing and 14 guage flat stock.

Construction

Casegoods are constructed with a series of glued wood dowels and metal-to-wood fastening hardware to reinforce critical joints.

Feet are field installed to prevent shipping damage, pre-bored holes make installation easy. Instructions, feet, and other hardware will be packed inside the carton.

Drawer boxes are constructed from plywood components with dovetail joinery, providing superior tensile strength to the box. Under-mount drawer suspensions are "full extension" which allows the drawers to open fully. The "soft-close" mechanism allows the drawers to close with a slight push. Drawer and door fronts feature a finger pull and are non-locking. Drawers in the BeSPACE product line are not intended for filing.



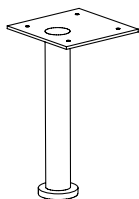
5-sided drawer box

Casegood Feet

Feet are fabricated with a flat plate which is screwed to the bottom of the casegoods. The feet have an adjustable glide for ease of leveling.

Powder coat finishes available:

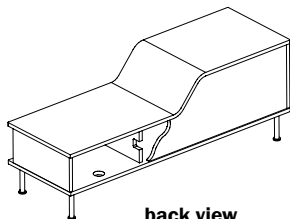
ABZ	Aged Bronze**	SBZ	Soft Bronze**
GLD	Gold **	SNK	Soft Nickel **
MBK	Matte Black	STS	Stardust Silver
PEW	Pewter **		



** Select metal finishes - Add \$158 list per item

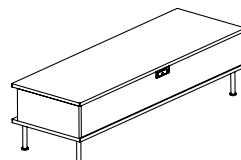
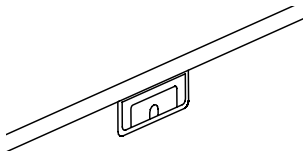
Glide matches powder coat finish selected on feet.

Credenza units have wire pass through incorporated into the interior dividers and bottom panels to allow for wiring to pass easily through the unit. A metal stress-bar runs the full length on the bottom side of the credenzas providing additional support.

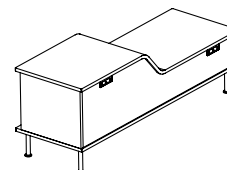


back view

Optional matte black grommets are available in the back panel but must be specified. Grommets are located as shown, center on single height units and two locations on transition height units.



single height



transition height

Finish

To accentuate the beauty of the walnut or white oak veneer a clear finish coat is applied to the chassis of the BeSPACE products. Drawer and door fronts can be matched with the same clear coat finish on the veneer or may be specified with a painted finish.

Chassis and Drawer or Door Fronts

Clear Coat on Rift Cut White Oak - CLW

Clear Coat on Walnut - CLK

Drawer/Door Fronts (optional Paint on Maple Veneer) - Add \$47 list per item

Backdrop	BKD	Nonchalant White	NWH
Black Fox	BFX	Silverplate	SVP
Bright White	BWH	Skyline Steel	SKS
Chatroom	CHT	Storm	STM
Gale Force	GAL	Tricorn Black	TRC
Greek Villa	GRV	Universal Khaki	UKH

To reduce hazardous formaldehyde emission we use our proprietary specially designed top coat, DuraTex™. We are proud that our finish is GreenGuard certified.

DuraTex™ offers exceptional hardness along with abrasion and impact resistance, but has been formulated to eliminate hazardous and harmful gases that are normally associated with wood finish.

DuraTex™ Features

Safety - Significantly reduces hazardous formaldehyde emissions which help improve the quality of the of the indoor air we breathe.

Quality - Developed to be tough and durable with special attention to appearance. The DuraTex™ finish provides a safe solution and still preserves the natural beauty of wood.

Durability - Designed to meet a wide range of demanding performance and environmental standards to withstand even the highest wear and tear.

Glass Tables

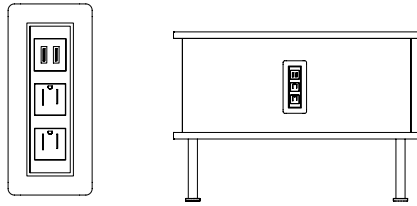
Glass Tops are 1/2" thick tempered and are available in Clear (low iron) or Smoke. Pliable polyurethane bumpers, along with the weight of the top, keeps the glass in place.

- Clear GTC01
- Smoke GTC04

Optional Data/Electrical Components

EC22 Power Center- Flush Mount

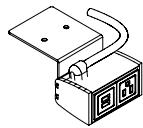
EC22 unit provides electric for two 110 devices and one USB 2-Port Simplex for charging. This factory installed unit is mounted in the front or back panel(s) of modular closed tables. When ordering specify color and location, see below. Power is connected to the building supply with 10' standard three prong cord. Access and storage of excess power cord is provided in the cavity of the tables.



Note: Power Center color, Black (B) or White (W) must be specified.

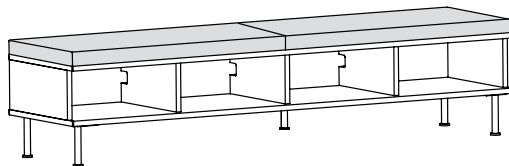
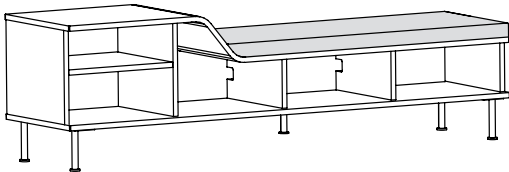
EC21 Power Center - Under Mount

This accessory item features one 110 device and one USB 2-Port Simplex for charging. The EC21 unit is ordered separately and can be mounted on the bottom platform of casegoods and lounge seating, see "Power Center Under Mount".



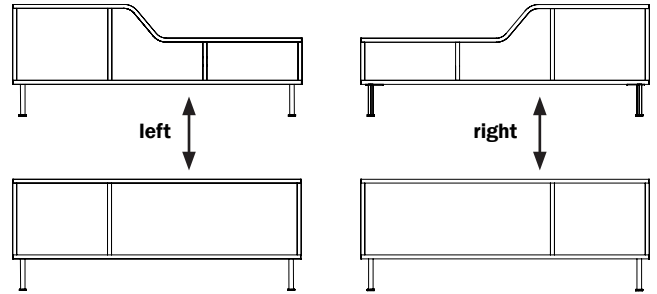
Credenza with Optional Cushions

Bench Height and Transitional Height credenza units can be ordered with an optional factory installed cushion. (Select appropriate fabric grade when pricing the unit). Cushion should not be removed due to permanent attachment.



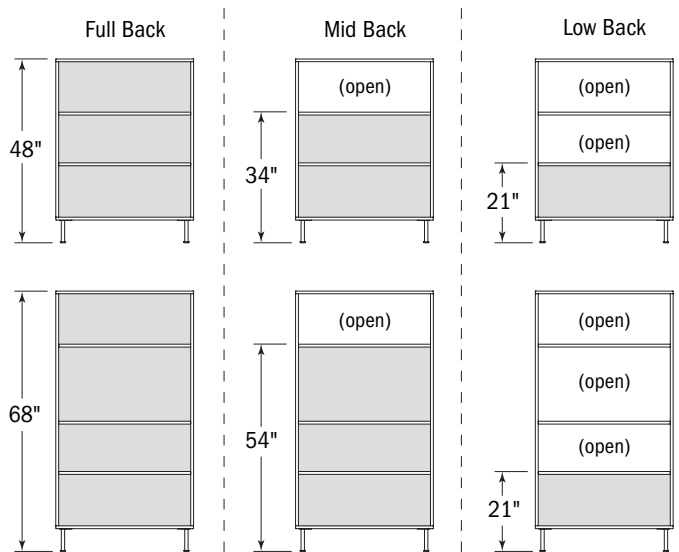
How to determine Left and Right

Left and right is determined by facing the unit; the transitional height unit determines the left or right orientation.



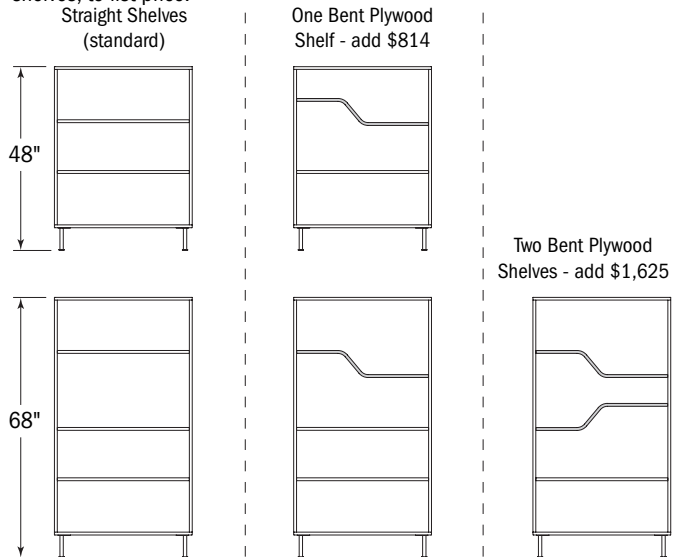
Bookcase Back Heights

Bookcases are available in two heights, 48 and 68 inches tall. When ordering, please specify one of the three back height options; Full Back, Mid Back or Low Back.



Bookcase Shelving

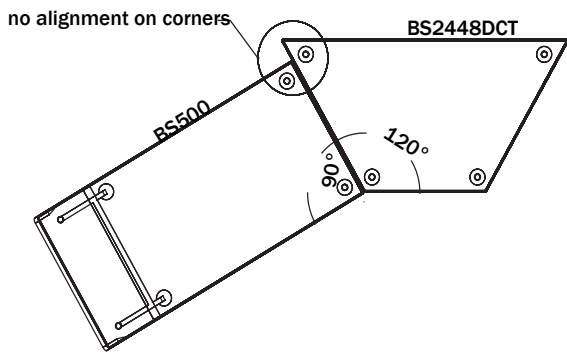
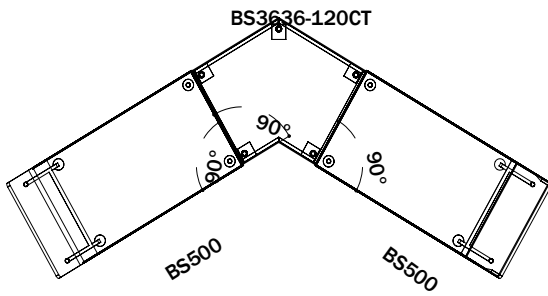
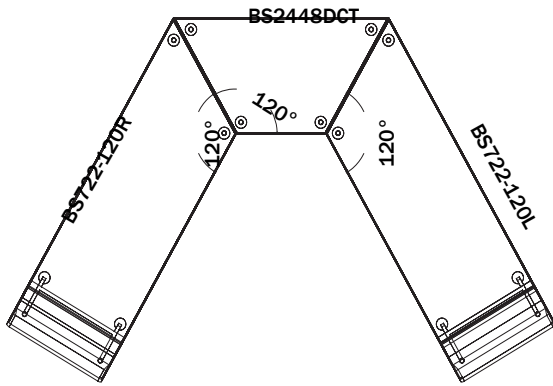
All bookcase shelves are offered straight as standard. The lowest shelf is always fixed and straight. Upper shelves are adjustable and available with optional bent plywood. The bent plywood shelves are reversible, they can slope in either direction. When ordering bookcases with bent plywood shelves, please specify and add \$814 for one shelf, and \$1,625 for two shelves, to list price.



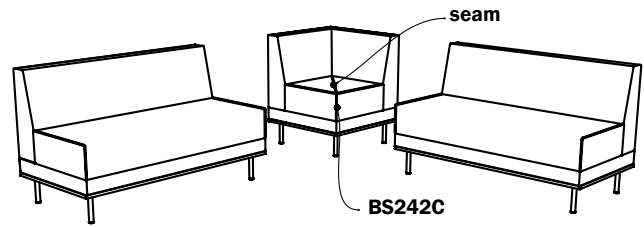
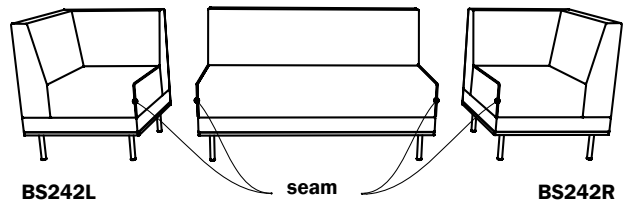
BeSPACE

Modular Tables and Modular Lounge - Connecting

1. To create turns with in a product run, connect 120° units with other 120° units or 90° (square end) units with other 90° (square end) units to create turns.

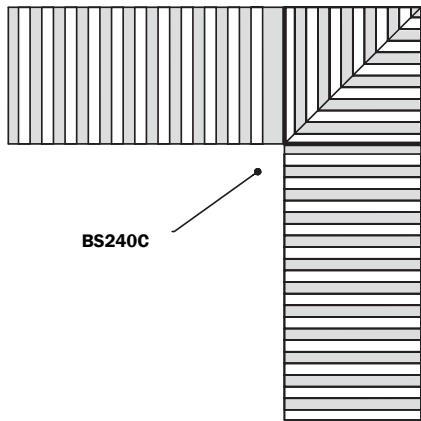


2. For a flat tailored surface corner units will have a seam on the linking side.

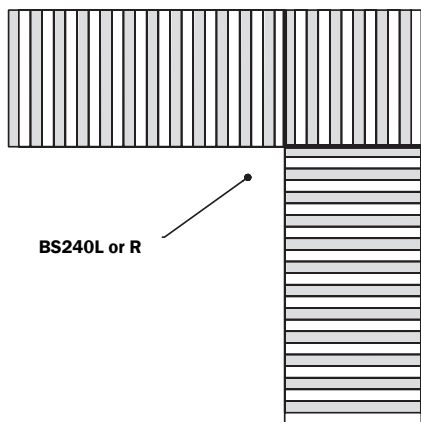


Note: 120° and 90°(square end) units cannot be connected to one another

- When using textiles with a pattern or large repeats we recommend specifying the corner units with "C" at the end of the model number. Note there will be a diagonal seam allowing for a textile match. If the upholstery cover is non-directional the diagonal seam will be eliminate

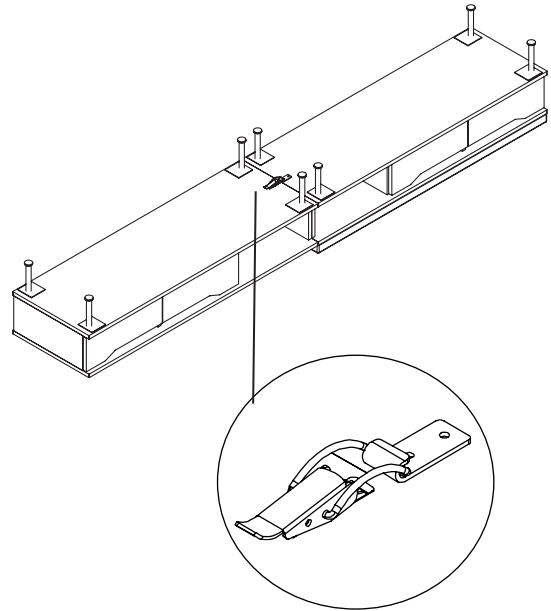


BS240C

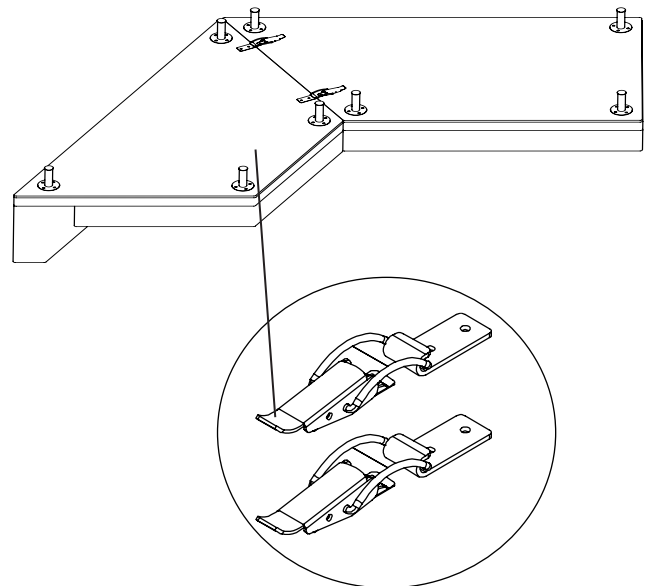


BS240L or R

- Modular tables are shipped with connecting hardware to secure units together. The draw catch style hardware makes connection easy. Pre-bore holes are standard.



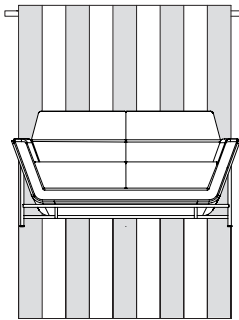
- Modular lounge units are shipped with two sets of connecting hardware to secure them together. The draw catch style hardware makes connection easy. Pre-bore holes are standard.



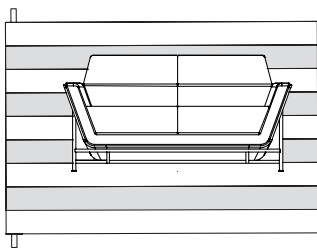
Upholstery Application

Unless the customer specifies the fabric to be “railroaded”, the fabric will be “cut up the roll”. Additional seaming may be needed pending fabric width and textile repeat match, contact Customer Service with questions.

“Nap” or “Up the Roll” (standard)

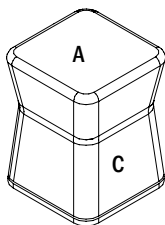
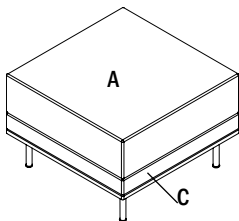
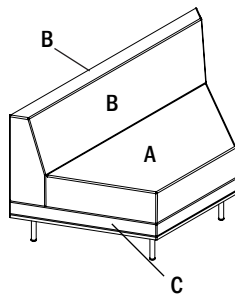
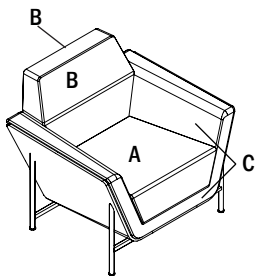


Railroaded (upon request)



Contrasting Upholstery


Units can be specified with a contrasting upholstery feature. When this feature is desired the unit **will be priced based on the highest grade fabric**. At the time of ordering identify the location of each textile according to the following code.



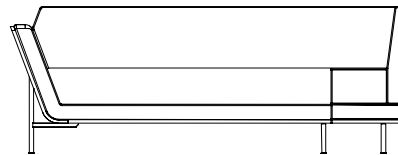
- A = Seat
- B = Front Back/Extreme Back
- C = Deck or Deck and Arm (s)

How to Determine Left and Rights

Left and right is determined as you are seated in the chair.



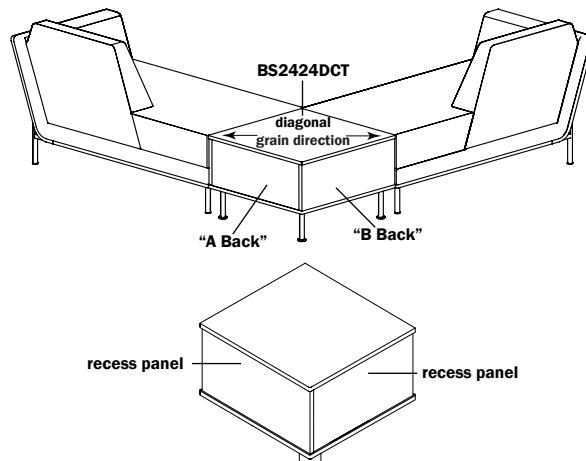
left shown



right shown

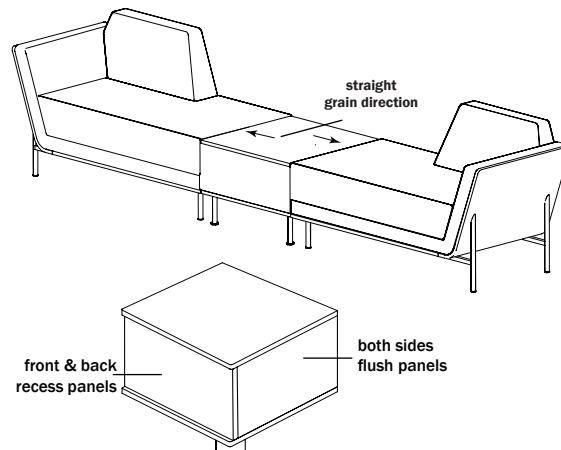
BS2424DCT Table

This corner table is designed to create a 90° (square end) turn with two modular components as shown in the example below. The “A” or “B” back panels are identified to help specify the location of the EC22 power data unit. When ordering an EC22 specify “A” and/or “B” location. The two back panels are slightly recessed. The grain runs diagonal on the table top.



BS2424SCT Table

This table is designed to create a straight run of modular components as shown in the example below. The EC22 can be installed in the front or back panel. The front and back panel are slight recessed. The grain on this top runs side to side.



Model	Description	Seat Only COM Ydg	Back Only COM Ydg	Deck and Arm(s) Only COM Ydg	Deck Only COM Ydg
BS1	Lounge Chair	1.25	1	1.5	0
BS1-S	Swivel Lounge Chair	1.25	1	1.5	0
BS140	Upholstered Pod	0.75	0	0	0.75
BS140W	Upholstered Table	0.75	0	0	0.75
BS2	Sette Lounge	2.5	2	1.5	0
BS230	Ottoman	1	0	0	0
BS240	24" Straight Bench	1.25	0	0	0.5
BS240-122	120° Connecting Bench	2	0	0	0.5
BS240C	24" Corner Bench	1.25	0	0	0.5
BS242-122	120° Connecting Bench with Back	2	2	0	0.5
BS242C	Corner Bench with Back, Center	0.75	2	0	0.5
BS242L	Corner Bench with Back, Left	0.75	2	0	0.5
BS242R	Corner Bench with Back, Right	0.75	2	0	0.5
BS3	Sofa Lounge	3.75	3	1.5	0
BS480	48" Straight Bench	1.5	0	0	0.5
BS480-120L	48" Angled Bench, Left	1.5	0	0	0.5
BS480-120R	48" Angled Bench, Right	1.5	0	0	0.5
BS480-122	48" Dual Angled Bench	1.5	0	0	0.5
BS481L	48" Partial Back Bench, Left	1.5	1.5	0	0.5
BS481R	48" Partial Back Bench, Right	1.5	1.5	0	0.5
BS482	48" Straight Bench with Back	1.5	1.5	0	0.5
BS482-120L	48" Angled Bench with Back, Left	1.5	1.5	0	0.5
BS482-120R	48" Angled Bench with Back, Right	1.5	1.5	0	0.5
BS482-122	48" Dual Angled Bench with Back	1.5	1.5	0	0.5
BS500	50" Open Side Bench	1.5	0	1.25	0
BS500-120L	50" Angled Open Side Bench, Left	1.5	0	1.25	0
BS500-120R	50" Angled Open Side Bench, Right	1.5	0	1.25	0
BS501L	50" Chaise Bench with Partial Back, Left	1.5	1.75	1.25	0
BS501R	50" Chaise Bench with Partial Back, Right	1.5	1.75	1.25	0
BS502-120L	50" Angled Open Side Bench with Back, Left	1.5	1.75	1.25	0
BS502-120R	50" Angled Open Side Bench with Back, Right	1.5	1.75	1.25	0
BS502L	50" Open Side Bench with Back, Left	1.5	1.75	1.25	0
BS502R	50" Open Side Bench with Back, Right	1.5	1.75	1.25	0
BS720	72" Straight Bench	3	0	0	0.75
BS720-120L	72" Angled Bench, Left	3	0	0	0.75
BS720-120R	72" Angled Bench, Right	3	0	0	0.75
BS720-122	72" Dual Angled Bench	3	0	0	0.75
BS721L	72" Partial Back Bench, Left	3	2.25	0	0.75
BS721R	72" Partial Back Bench, Right	3	2.25	0	0.75
BS722	72" Straight Bench with Back	3	3	0	0.75
BS722-120L	72" Angled Bench with Back, Left	3	3	0	0.75
BS722-120R	72" Angled Bench with Back, Right	3	3	0	0.75
BS722-122	72" Dual Angled Bench with Back	3	3	0	0.75
BS740	74" Open Side Bench	3	0	1.5	0
BS740-120L	74" Angled Open Side Bench, Left	3	0	1.5	0
BS740-120R	74" Angled Open Side Bench, Right	3	0	1.5	0
BS741L	74" Chaise Bench with Partial Back, Left	3	2.25	1.5	0
BS741R	74" Chaise Bench with Partial Back, Right	3	2.25	1.5	0
BS742-120L	74" Angled Open Side Bench with Back, Left	2.75	3.5	1.5	0
BS742-120R	74" Angled Open Side Bench with Back, Right	2.75	3.5	1.5	0
BS742L	74" Open Side Bench with Back, Left	2.75	3.5	1.5	0
BS742R	74" Open Side Bench with Back, Right	2.75	3.5	1.5	0
BS750	Freestanding Bench	2.75	0	0	1

BeSPACE – Compartment - Drawer Sizes

All sizes are rounded down to the nearest 1/4" - sizes for drawers are interior dimensions of drawer boxes.

Unless noted sizes listed are dimensions for the interior compartments – compartment shelves are fixed, shelves are non-adjustable.

	Models	A	B	C	D	E	F
	BS24240CT	9 H 22 W 22 1/4 D					
	BS24480CT	9 H 22 3/4 W 22 3/8 D					
	BS1854-16SOS	7 H 17 W 15 1/2 D					
	BS1872-16SOS	7 H 17 W 15 1/2 D					
	BS1854-16SDWR BS1854-16SDWL	4 1/4 H 15 1/4 W 10 3/4 D Drawer Interior	7 H 17 W 15 1/2 D				
	BS1872-16SDWR BS1872-16SDWL	4 1/4 H 15 1/4 W 10 3/4 D Drawer Interior	7 H 17 W 15 1/2 D				
	BS1872-16SFS	4 1/4 H 15 1/4 W 10 3/4 D Drawer Interior					
	BS1854-20SOSR BS1854-20SOSL	13 1/4 H 34 3/4 W 15 1/2 D	13 1/4 H 17 W 15 1/2 D				
	BS1872-20SOS	5 1/2 H 34 3/4 W 15 1/2 D	7 H 34 3/4 W 15 1/2 D				
	BS1854-20SDWR BS1854-20SDWL	8 1/2 H 33 W 10 3/4 D Drawer Interior	13 1/4 H 17 W 15 1/2 D				
	BS1872-20SDWR BS1872-20SDWL	8 1/2 H 33 W 10 3/4 D Drawer Interior	5 1/2 H 34 3/4 W 15 1/2 D	7 H 34 3/4 W 15 1/2 D			
	BS1872-20SFS	8 1/2 H 33 W 10 3/4 D Drawer Interior					
	BS1854-27SOSR BS1854-27SOSL	5 1/2 H 34 3/4 W 15 1/2 D	13 1/4 H 34 3/4 W 15 1/2 D	5 1/2 H 17 W 15 1/2 D	13 1/4 H 17 W 15 1/2 D		

BeSPACE – Compartment - Drawer Sizes (continued)

	Models	A	B	C	D	E	F
	BS1872-27SOS	5 1/2 H 17 W 15 1/2 D	13 1/4 H 17 W 15 1/2 D	5 1/2 H 34 3/4 W 15 1/2 D	13 1/4 H 34 3/4 W 15 1/2 D		
	BS1854-27SDWR BS1854-27SDWL	5 1/2 H 34 3/4 W 15 1/2 D	8 1/2 H 33 W 10 3/4 D Drawer Interior	5 1/2 H 17 W 15 1/2 D	13 1/4 H 17 W 15 1/2 D		
	BS1854-27SFSR BS1854-27SFSL	5 1/2 H 34 3/4 W 15 1/2 D	8 1/2 H 33 W 10 3/4 D Drawer Interior	5 1/2 H 13 1/4 H Bottom Section 17 W 14 3/4 D Hinge Door			
	BS1872-27SSR BS1872-27SSL	5 1/2 H 17 W 15 1/2 D	13 1/4 H 17 W 15 1/2 D	5 1/2 H 34 3/4 W 15 1/2 D	8 1/2 H 33 W 10 3/4 D Drawer Interior	5 1/2 H Top Section 13 1/4 H Bottom Section 17 W 14 3/4 D Hinge Door	
	BS1872-27SFS	5 1/2 H Top Section 13 1/4 H Bottom Section 17 W 14 3/4 D Hinge Door	5 1/2 H 34 3/4 W 15 1/2 D	8 1/2 H 33 W 10 3/4 D Drawer Interior			
	BS1854-33SOSR BS1854-33SOSL	5 1/2 H 34 3/4 W 15 1/2 D	5 1/2 H 34 3/4 W 15 1/2 D	13 1/4 H 34 3/4 W 15 1/2 D	5 1/4 H 17 W 15 1/2 D	5 1/2 H 17 W 15 1/2 D	13 1/4 H 17 W 15 1/2 D
	BS1872-33SOS	5 1/4 H 17 W 15 1/2 D	5 1/2 H 17 W 15 1/2 D	13 1/2 H 17 W 15 1/2 D	5 1/4 H 34 3/4 W 15 1/2 D	5 1/2 H 34 3/4 W 15 1/2 D	13 1/2 H 34 3/4 W 15 1/2 D
	BS1854-33SFSR BS1854-33SFSL	5 1/4 H 34 3/4 W 15 1/2 D	5 1/2 H 34 3/4 W 15 1/2 D	8 1/2 H 33 W 10 3/4 D Drawer Interior	5 1/4 H Top Section 5 1/2 H Middle Section 13 1/4 H Bottom Section 17 W 14 3/4 D Hinge Door		
	BS1872-33SSR BS1872-33SSL	5 1/4 H 17 W 15 1/2 D	5 1/2 H 17 W 15 1/2 D	13 1/4 H 17 W 15 1/2 D	5 1/4 H 34 3/4 W 15 1/2 D	5 1/2 H 34 3/4 W 15 1/2 D	8 1/2 H 33 W 10 3/4 D Drawer Interior G 5 1/4 H Top Section 5 1/2 H Middle Section 13 1/4 H Bottom Section 17 W 14 3/4 D Hinge Door


BeSPACE – Compartment - Drawer Sizes (continued)


	Models	A	B	C	D	E	F
	BS1872-33SFS	5 1/4 H Top Section 5 1/2 H Middle Section 13 1/4 H Bottom Section 17 W 14 3/4 D Hinge Door	5 1/4 H 34 3/4 W 15 1/2 D	5 1/2 H 34 3/4 W 15 1/2 D	8 1/2 H 33 W 10 3/4 D Drawer Interior		
	BS1854-20TOSR BS1854-20TOSL	7 H 17 W 15 1/2 D	7 H 13 1/4 H Transition 17 W 15 1/2 D	13 1/4 H 17 W 15 1/2 D			
	BS1872-20TOSR BS1872-20TOSL	7 H 17 W 15 1/2 D	7 H 13 1/4 H Transition 17 W 15 1/2 D	5 1/2 H 17 W 15 1/2 D	7 H 17 W 15 1/2 D		
	BS1872-20TSR BS1872-20TSL	7 H 17 W 15 1/2 D	4 1/4 H 15 1/4 W 10 3/4 D Drawer Interior	8 1/2 H 15 1/4 W 10 3/4 D Drawer Interior			
	BS1854-20TFSR BS1854-20TFSL	4 1/4 H 15 1/4 W 10 3/4 D Drawer Interior	4 1/4 H 15 1/4 W 10 3/4 D Drawer Interior	8 1/2 H 15 1/4 W 10 3/4 D Drawer Interior			
	BS1872-20TFSR BS1872-20TFSL	4 1/4 H 15 1/4 W 10 3/4 D Drawer Interior	4 1/4 H 15 1/4 W 10 3/4 D Drawer Interior	8 1/2 H 15 1/4 W 10 3/4 D Drawer Interior			
	BS1854-20TDSR BS1854-20TDSL	4 1/4 H 15 1/4 W 10 3/4 D Drawer Interior	4 1/4 H 15 1/4 W 10 3/4 D Drawer Interior	13 1/4 H 17 W 14 3/4 D Hinge Door			
	BS1854-27TOSR BS1854-27TOSL	5 1/2 H 17 W 15 1/2 D	7 H 17 W 15 1/2 D	5 1/2 H 12 H Transition 17 W 15 1/2 D	5 1/2 H 17 W 15 1/2 D	5 1/2 H 17 W 15 1/2 D	
	BS1872-27TOSR BS1872-27TOSL	5 1/2 H 17 W 15 1/2 D	7 H 17 W 15 1/2 D	5 1/2 H 12 H Transition 17 W 15 1/2 D	5 1/2 H 17 W 15 1/2 D	5 1/2 H 17 W 15 1/2 D	
	BS1854-27THDR BS1854-27THDL	5 1/2 H 17 W 15 1/2 D	7 H 17 W 15 1/2 D	15 1/2 H 12 H Transition 17 W 15 1/2 D	5 1/2 H Top Section 5 1/2 H Middle Section 7 H Bottom Section 17 W 14 3/4 D Hinge Door		

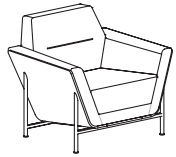
BeSPACE

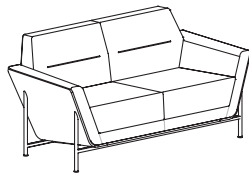
BeSPACE – Compartment - Drawer Sizes (continued)

	Models	A	B	C	D	E	F
	BS1872-27TSR BS1872-27TSL	5 1/2 H 17 W 15 1/2 D	7 H 17 W 15 1/2 D	5 1/2 H 12 H Transition 17 W 15 1/2 D	5 1/2 H Top Section 5 1/2 H Middle Section 7 H Bottom Section 17 W 14 3/4 D Hinge Door		
	BS1854-27FSR BS1854-27FSL	8 1/2 H 15 1/4 W 10 3/4 D Drawer Interior	8 1/2 H 15 1/4 W 10 3/4 D Drawer Interior	5 1/2 H Top Section 5 1/2 H Middle Section 7 H Bottom Section 17 W 14 3/4 D Hinge Door			
	BS1872-27FSR BS1872-27FSL	8 1/2 H 15 1/4 W 10 3/4 D Drawer Interior	8 1/2 H 15 1/4 W 10 3/4 D Drawer Interior	5 1/2 H Top Section 5 1/2 H Middle Section 7 H Bottom Section 17 W 14 3/4 D Hinge Door			
	BS1854-33TOSR BS1854-33TOSL	5 1/2 H 17 W 15 1/2 D	13 1/2 H 17 W 15 1/2 D	5 1/2 H 11 3/4 H Transition 17 W 15 1/2 D	5 1/2 H 17 W 15 1/2 D	5 1/2 H 17 W 15 1/2 D	
	BS1872-33TOSR BS1872-33TOSL	5 1/2 H 17 W 15 1/2 D	13 1/2 H 17 W 15 1/2 D	5 1/2 H 11 3/4 H Transition 17 W 15 1/2 D	5 1/2 H 17 W 15 1/2 D	5 1/2 H 17 W 15 1/2 D	
	BS1872-33TSR BS1872-33TSL	5 1/2 H 17 W 15 1/2 D	13 1/2 H 17 W 15 1/2 D	5 1/2 H 11 3/4 H Transition 17 W 15 1/2 D	5 1/2 H Top Section 5 1/2 H Middle Section 13 1/2 H Bottom Section 17 W 14 3/4 D Hinge Door		
	BS1854-33FSR BS1854-33FSL	5 1/2 H 17 W 15 1/2 D	8 1/2 H 15 1/4 W 10 3/4 D Drawer Interior	5 1/2 H 11 3/4 H Transition 17 W 15 1/2 D	5 1/2 H Top Section 5 1/2 H Middle Section 13 1/2 H Bottom Section 17 W 14 3/4 D Hinge Door		
	BS1872-33FSR BS1872-33FSL	5 1/2 H 17 W 15 1/2 D	8 1/2 H 15 1/4 W 10 3/4 D Drawer Interior	5 1/2 H 11 3/4 H Transition 17 W 15 1/2 D	5 1/2 H Top Section 5 1/2 H Middle Section 13 1/2 H Bottom Section 17 W 14 3/4 D Hinge Door		

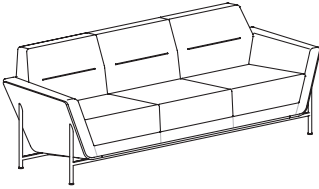
Description	Model	Specifications	List Price Per Grade
Swivel Lounge Chair 	BS1-S · single seat lounge · four prong swivel base with self-returning mechanism · bent ply shell · COM based on single fabric · multiple fabrics, see BS9 for yardage requirements	Dimensions	COM \$3,835
		Overall	A \$3,866
		Seat	B \$3,927
		Arm	COL/C \$4,034
		Upholstery	D \$4,171
		COM Ydg	E \$4,288
		COL Sq Ft	F \$4,492
		Shipping	G \$4,711
		Ctn Wt	H \$4,898
		Cu Ft	I \$5,233
			J \$5,630
			L1 \$4,872
			L2 \$5,163

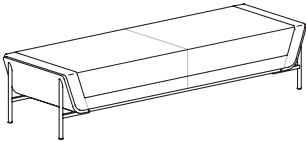
Description	Model	Specifications	List Price Per Grade
Ottoman 	BS230 · four prong swivel base · bent ply shell	Dimensions	COM \$1,945
		Overall	A \$1,954
		Upholstery	B \$1,970
		COM Ydg	COL/C \$1,998
		COL Sq Ft	D \$2,035
		Shipping	E \$2,066
		Ctn Wt	F \$2,121
		Cu Ft	G \$2,179
			H \$2,229
			I \$2,318
			J \$2,424
			L1 \$2,222
			L2 \$2,300

Description	Model	Specifications	List Price Per Grade
Lounge Chair 	BS1 · single seat lounge · bent ply shell · COM based on single fabric · multiple fabrics, see BS9 for yardage requirements	Dimensions	COM \$3,835
		Overall	A \$3,866
		Seat	B \$3,927
		Arm	COL/C \$4,034
		Upholstery	D \$4,171
		COM Ydg	E \$4,288
		COL Sq Ft	F \$4,492
		Shipping	G \$4,711
		Ctn Wt	H \$4,898
		Cu Ft	I \$5,233
			J \$5,630
			L1 \$4,872
			L2 \$5,163

Description	Model	Specifications	List Price Per Grade
Settee Lounge 	BS2 · two seat lounge · bent ply shell · COM based on single fabric · multiple fabrics, see BS9 for yardage requirements	Dimensions	COM \$5,337
		Overall	A \$5,387
		Seat	B \$5,484
		Arm	COL/C \$5,655
		Upholstery	D \$5,875
		COM Ydg	E \$6,061
		COL Sq Ft	F \$6,388
		Shipping	G \$6,738
		Ctn Wt	H \$7,038
		Cu Ft	I \$7,574
			J \$8,209
			L1 \$6,995
			L2 \$7,462

Freestanding

Description	① Model	Specifications				List Price Per Grade	
		Dimensions	D	W	H	COM	
Sofa Lounge 	BS3 • three seat lounge • bent ply shell • COM based on single fabric • multiple fabrics, see BS9 for yardage requirements	Overall	29 1/2	82 1/4	29 3/4	COM	\$6,384
		Seat	20 1/2	70 1/2	17	A	\$6,452
		Arm			22 3/4	B	\$6,586
		Upholstery		Shipping		COL/C	\$6,821
		COM Ydg	8 1/4	Ctn Wt	244	D	\$7,123
		COL Sq Ft	165	Cu Ft	50	E	\$7,380
						F	\$7,829
						G	\$8,311
						H	\$8,723
						I	\$9,460
				J	\$10,332		
				L1	\$8,664		
				L2	\$9,306		

Description	① Model	Specifications				List Price Per Grade	
		Dimensions	D	W	H	COM	
Freestanding Bench 	BS750 • bent ply shell • COM based on single fabric • multiple fabrics, see BS9 for yardage requirements	Overall	24	74 1/2	17	COM	\$3,289
		Seat	24	66 3/4	17	A	\$3,314
		Upholstery		Shipping		B	\$3,363
		COM Ydg	3 3/4	Ctn Wt	78	COL/C	\$3,448
		COL Sq Ft	75	Cu Ft	22	D	\$3,558
						E	\$3,651
						F	\$3,815
						G	\$3,990
						H	\$4,140
						I	\$4,408
				J	\$4,725		
				L1	\$4,118		
				L2	\$4,352		

To Order, Specify:

- ① Model Number
- ② Wood Species - Rift Cut White Oak (WK4) or Flat Cut Walnut (WA1)
- ③ Wood Finish [See Wood Finish Options](#)
- ④ Metal Leg Color [See Metal Leg Color Options](#)
- ⑤ Fabric Selection - Vendor, Pattern and Color
 - A. Seat
 - B. Back
 - C. Deck or Deck and Arm(s)
 Visit www.jsifurniture.com/finishes-and-materials/textiles for our textiles program.
 See selection of standard and graded in manufacturers and patterns.

Specifications:

- Wood species - Rift Cut White Oak or Flat Cut Walnut.
- 5/8" thick exterior plywood.
- Interior seating frame and support components are made from 3/4" interior grade plywood.
- Exterior feet and leg frames are fabricated from 14 guage steel tubing.
- Freestanding units have 6" thick high-resilience seat foam for durability.
- Freestanding back and arm foam is high density for comfort and durability.
- Ottoman and bench unit have a high-resilience seat foam placed onto sheet webbing for comfort and durability.

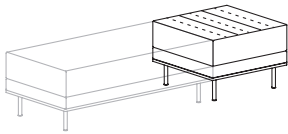
Description

① Model

Specifications

List Price Per Grade

24" Straight Bench



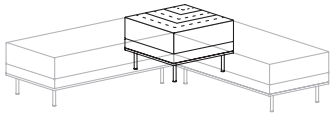
BS240

- plywood platform
- linking hardware
- COM based on single fabric
- multiple fabrics, see [BS9](#) for yardage requirements
- links only to other units with a square end, (cannot link to a 120° angled end)

Dimensions	D	W	H
Overall	24	24	16 1/2
Seat	24	24	16 1/2
Upholstery		Shipping	
COM Ydg	1 3/4	Ctn Wt	48
COL Sq Ft	35	Cu Ft	6

COM	\$1,401
A	\$1,416
B	\$1,444
COL/C	\$1,494
D	\$1,558
E	\$1,613
F	\$1,708
G	\$1,810
H	\$1,897
I	\$2,054
J	\$2,239
L1	\$1,885
L2	\$2,021

24" Corner Bench



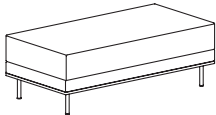
BS240C

- diagonal seam
- plywood platform
- linking hardware
- COM based on single fabric
- multiple fabrics, see [BS9](#) for yardage requirements
- links only to other units with a square end, (cannot link to a 120° angled end)

Dimensions	D	W	H
Overall	24	24	16 1/2
Seat	24	24	16 1/2
Upholstery		Shipping	
COM Ydg	1 3/4	Ctn Wt	48
COL Sq Ft	35	Cu Ft	6

COM	\$1,401
A	\$1,416
B	\$1,444
COL/C	\$1,494
D	\$1,558
E	\$1,613
F	\$1,708
G	\$1,810
H	\$1,897
I	\$2,054
J	\$2,239
L1	\$1,885
L2	\$2,021

48" Straight Bench



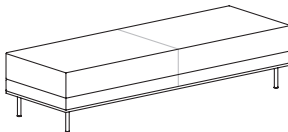
BS480

- plywood platform
- linking hardware
- COM based on single fabric
- multiple fabrics, see [BS9](#) for yardage requirements
- links only to other units with a square end, (cannot link to a 120° angled end)

Dimensions	D	W	H
Overall	24	48	16 1/2
Seat	24	48	16 1/2
Upholstery		Shipping	
COM Ydg	2	Ctn Wt	61
COL Sq Ft	44	Cu Ft	11

COM	\$2,011
A	\$2,028
B	\$2,060
COL/C	\$2,117
D	\$2,191
E	\$2,253
F	\$2,362
G	\$2,478
H	\$2,578
I	\$2,757
J	\$2,969
L1	\$2,626
L2	\$2,798

72" Straight Bench

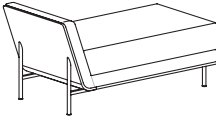


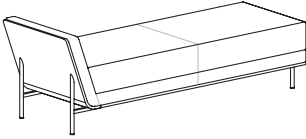
BS720

- plywood platform
- linking hardware
- COM based on single fabric
- multiple fabrics, see [BS9](#) for yardage requirements
- links only to other units with a square end, (cannot link to a 120° angled end)

Dimensions	D	W	H
Overall	24	72	16 1/2
Seat	24	72	16 1/2
Upholstery		Shipping	
COM Ydg	3 3/4	Ctn Wt	86
COL Sq Ft	83	Cu Ft	17

COM	\$2,690
A	\$2,721
B	\$2,782
COL/C	\$2,889
D	\$3,026
E	\$3,143
F	\$3,347
G	\$3,566
H	\$3,753
I	\$4,088
J	\$4,485
L1	\$3,851
L2	\$4,174

Description	① Model	Specifications				List Price Per Grade	
50" Open Side Bench 	BS500 • bent ply shell • linking hardware • COM based on single fabric • multiple fabrics, see BS9 for yardage requirements • links only to other units with a square end, (cannot link to a 120° angled end)	Dimensions	D	W	H	COM \$2,858 A \$2,881 B \$2,926 COL/C \$3,004 D \$3,105 E \$3,190 F \$3,340 G \$3,501 H \$3,638 I \$3,884 J \$4,174 L1 \$3,704 L2 \$3,939	
		Overall	24	49 3/4	24 3/4		
		Seat	24	42 3/4	16 1/2		
		Arm			24 3/4		
		Upholstery	Shipping				
		COM Ydg	2 3/4	Ctn Wt	89		
		COL Sq Ft	60 1/2	Cu Ft	20		

Description	① Model	Specifications				List Price Per Grade	
74" Open Side Bench 	BS740 • bent ply shell • linking hardware • COM based on single fabric • multiple fabrics, see BS9 for yardage requirements • links only to other units with a square end, (cannot link to a 120° angled end)	Dimensions	D	W	H	COM \$3,554 A \$3,591 B \$3,665 COL/C \$3,793 D \$3,957 E \$4,097 F \$4,343 G \$4,605 H \$4,830 I \$5,232 J \$5,708 L1 \$4,938 L2 \$5,323	
		Overall	24	73 3/4	24 3/4		
		Seat	24	66 3/4	16 1/2		
		Arm			24 3/4		
		Upholstery	Shipping				
		COM Ydg	4 1/2	Ctn Wt	145		
		COL Sq Ft	99	Cu Ft	31		

To Order, Specify:

- ① Model Number
- ② Wood Species - Rift Cut White Oak (WK4) or Flat Cut Walnut (WA1)
- ③ Wood Finish [See Wood Finish Options](#)
- ④ Metal Leg Color [See Metal Leg Color Options](#)
- ⑤ Fabric Selection - Vendor, Pattern and Color
 - A. Seat
 - B. Back
 - C. Deck or Deck and Arm(s)
 Visit www.jsifurniture.com/finishes-and-materials/textiles for our textiles program.
 See selection of standard and graded in manufacturers and patterns.

Specifications:

- Wood species - Rift Cut White Oak or Flat Cut Walnut.
- 5/8" thick exterior plywood.
- Interior seating frame and support components are made from 3/4" interior grade plywood.
- Exterior feet and leg frames are fabricated from 14 guage steel tubing.
- Modular seating units have a 3 1/2" high-resilience seat foam placed onto sheet webbing for comfort and durability.
- Modular back and arm foam is high density for comfort and durability.

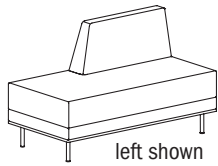
Description

Model

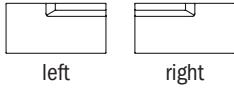
Specifications

List Price Per Grade

48" Partial Back Bench



left shown



left

right

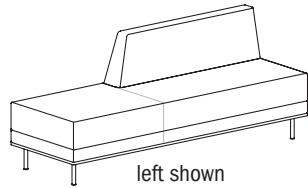
BS481R
BS481L

- plywood platform
- linking hardware
- COM based on single fabric
- multiple fabrics, see [BS9](#) for yardage requirements
- links only to other units with a square end, (cannot link to a 120° angled end)

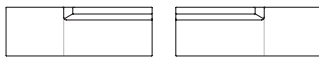
Dimensions	D	W	H
Overall	24	48	28 1/2
Seat	17	48	16 1/2
Upholstery		Shipping	
COM Ydg	3 1/2	Ctn Wt	92
COL Sq Ft	77	Cu Ft	18

COM	\$2,565
A	\$2,594
B	\$2,651
COL/C	\$2,751
D	\$2,879
E	\$2,988
F	\$3,178
G	\$3,383
H	\$3,557
I	\$3,870
J	\$4,240
L1	\$3,641
L2	\$3,941

72" Partial Back Bench



left shown



left

right

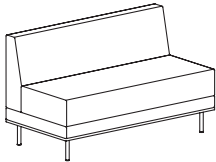
BS721R
BS721L

- plywood platform
- linking hardware
- COM based on single fabric
- multiple fabrics, see [BS9](#) for yardage requirements
- links only to other units with a square end, (cannot link to a 120° angled end)

Dimensions	D	W	H
Overall	24	72	28 1/2
Seat	17	72	16 1/2
Upholstery		Shipping	
COM Ydg	6	Ctn Wt	120
COL Sq Ft	132	Cu Ft	34

COM	\$3,705
A	\$3,755
B	\$3,852
COL/C	\$4,023
D	\$4,243
E	\$4,429
F	\$4,756
G	\$5,106
H	\$5,406
I	\$5,942
J	\$6,577
L1	\$5,550
L2	\$6,064

48" Straight Bench with Back



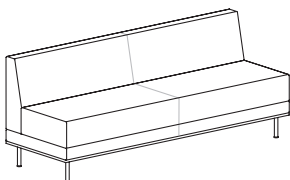
BS482

- plywood platform
- linking hardware
- COM based on single fabric
- multiple fabrics, see [BS9z](#) for yardage requirements
- links only to other units with a square end, (cannot link to a 120° angled end)

Dimensions	D	W	H
Overall	24	48	28 1/2
Seat	17	48	16 1/2
Upholstery		Shipping	
COM Ydg	3 1/2	Ctn Wt	102
COL Sq Ft	77	Cu Ft	18

COM	\$2,431
A	\$2,460
B	\$2,517
COL/C	\$2,617
D	\$2,745
E	\$2,854
F	\$3,044
G	\$3,249
H	\$3,423
I	\$3,736
J	\$4,106
L1	\$3,507
L2	\$3,807

72" Straight Bench with Back



BS722

- plywood platform
- linking hardware
- COM based on single fabric
- multiple fabrics, see [BS9](#) for yardage requirements
- links only to other units with a square end, (cannot link to a 120° angled end)

Dimensions	D	W	H
Overall	24	72	28 1/2
Seat	17	72	16 1/2
Upholstery		Shipping	
COM Ydg	6 3/4	Ctn Wt	137
COL Sq Ft	149	Cu Ft	34

COM	\$3,624
A	\$3,680
B	\$3,790
COL/C	\$3,982
D	\$4,229
E	\$4,439
F	\$4,807
G	\$5,201
H	\$5,538
I	\$6,141
J	\$6,855
L1	\$5,707
L2	\$6,287

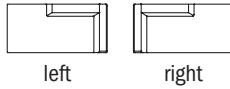
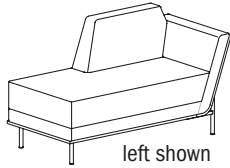
Description

1 Model

Specifications

List Price Per Grade

50" Chaise Bench with Partial Back



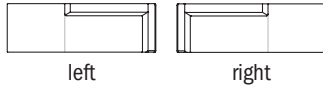
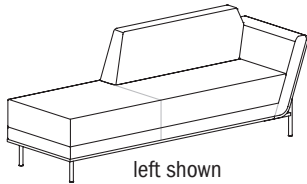
BS501R
BS501L

- bent ply shell
- linking hardware
- COM based on single fabric
- multiple fabrics, see [BS9](#) for yardage requirements
- links only to other units with a square end, (cannot link to a 120° angled end)

Dimensions	D	W	H
Overall	24	49 3/4	28 1/2
Seat	17	42 3/4	16 1/2
Arm			24 3/4
Upholstery		Shipping	
COM Ydg	4 1/2	Ctn Wt	111
COL Sq Ft	99	Cu Ft	24

COM	\$3,281
A	\$3,318
B	\$3,392
COL/C	\$3,520
D	\$3,684
E	\$3,824
F	\$4,070
G	\$4,332
H	\$4,557
I	\$4,959
J	\$5,435
L1	\$4,665
L2	\$5,050

74" Chaise Bench with Partial Back



BS741R
BS741L

- bent ply shell
- linking hardware
- COM based on single fabric
- multiple fabrics, see [BS9](#) for yardage requirements
- links only to other units with a square end, (cannot link to a 120° angled end)

Dimensions	D	W	H
Overall	24	73 3/4	28 1/2
Seat	17	66 3/4	16 1/2
Arm			24 3/4
Upholstery		Shipping	
COM Ydg	6 3/4	Ctn Wt	173
COL Sq Ft	149	Cu Ft	34

COM	\$4,396
A	\$4,452
B	\$4,562
COL/C	\$4,754
D	\$5,001
E	\$5,211
F	\$5,579
G	\$5,973
H	\$6,310
I	\$6,913
J	\$7,627
L1	\$6,479
L2	\$7,059

To Order, Specify:

- 1 Model Number
- 2 Wood Species - Rift Cut White Oak (WK4) or Flat Cut Walnut (WA1)
- 3 Wood Finish [See Wood Finish Options](#)
- 4 Metal Leg Color [See Metal Leg Color Options](#)
- 5 Fabric Selection - Vendor, Pattern and Color
 - A. Seat
 - B. Back
 - C. Deck or Deck and Arm(s)

Visit www.jsifurniture.com/finishes-and-materials/textiles for our textiles program.
See selection of standard and graded in manufacturers and patterns.

Specifications:

- Wood species - Rift Cut White Oak or Flat Cut Walnut.
- 5/8" thick exterior plywood.
- Interior seating frame and support components are made from 3/4" interior grade plywood.
- Exterior feet and leg frames are fabricated from 14 gauge steel tubing.
- Modular seating units have a 3 1/2" high-resilience seat foam placed onto sheet webbing for comfort and durability.
- Modular back and arm foam is high density for comfort and durability.

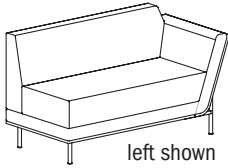
Description

Model

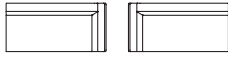
Specifications

List Price Per Grade

50" Open Side Bench with Back



left shown



left

right

BS502R

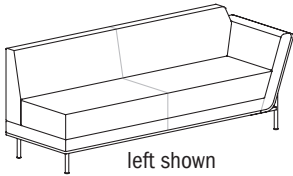
BS502L

- bent ply shell
- linking hardware
- COM based on single fabric
- multiple fabrics, see [BS9](#) for yardage requirements
- links only to other units with a square end, (cannot link to a 120° angled end)

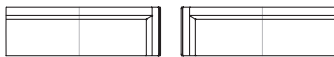
Dimensions	D	W	H
Overall	24	49 3/4	28 1/2
Seat	17	42 3/4	16 1/2
Arm			24 3/4
Upholstery		Shipping	
COM Ydg	4 1/2	Ctn Wt	122
COL Sq Ft	99	Cu Ft	24

COM	\$3,556
A	\$3,593
B	\$3,667
COL/C	\$3,795
D	\$3,959
E	\$4,099
F	\$4,345
G	\$4,607
H	\$4,832
I	\$5,234
J	\$5,710
L1	\$4,940
L2	\$5,325

74" Open Side Bench with Back



left shown



left

right

BS742R

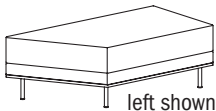
BS742L

- bent ply shell
- linking hardware
- COM based on single fabric
- multiple fabrics, see [BS9](#) for yardage requirements
- links only to other units with a square end, (cannot link to a 120° angled end)

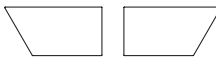
Dimensions	D	W	H
Overall	24	73 3/4	28 1/2
Seat	17	66 3/4	16 1/2
Arm			24 3/4
Upholstery		Shipping	
COM Ydg	7 3/4	Ctn Wt	188
COL Sq Ft	171	Cu Ft	34

COM	\$4,533
A	\$4,597
B	\$4,723
COL/C	\$4,944
D	\$5,227
E	\$5,469
F	\$5,891
G	\$6,343
H	\$6,730
I	\$7,422
J	\$8,242
L1	\$6,924
L2	\$7,589

48" Angled Bench



left shown



left

right

BS480-120R

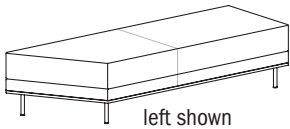
BS480-120L

- plywood platform
- linking hardware
- COM based on single fabric
- multiple fabrics, see [BS9](#) for yardage requirements
- square end links only to other units with a square end
- 120° angled end links only to other units with a 120° angled end

Dimensions	D	W	H
Overall	24	48	16 1/2
Seat	24	48	16 1/2
Upholstery		Shipping	
COM Ydg	2	Ctn Wt	59
COL Sq Ft	44	Cu Ft	11

COM	\$2,112
A	\$2,129
B	\$2,161
COL/C	\$2,218
D	\$2,292
E	\$2,354
F	\$2,463
G	\$2,579
H	\$2,679
I	\$2,858
J	\$3,070
L1	\$2,727
L2	\$2,899

72" Angled Bench



left shown



left

right

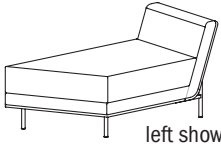
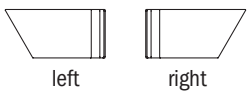
BS720-120R

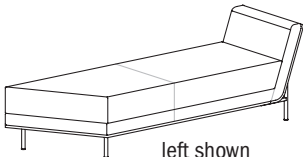
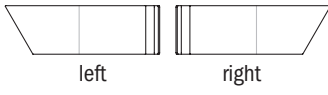
BS720-120L

- plywood platform
- linking hardware
- COM based on single fabric
- multiple fabrics, see [BS9](#) for yardage requirements
- square end links only to other units with a square end
- 120° angled end links only to other units with a 120° angled end

Dimensions	D	W	H
Overall	24	72	16 1/2
Seat	24	72	16 1/2
Upholstery		Shipping	
COM Ydg	3 3/4	Ctn Wt	82
COL Sq Ft	83	Cu Ft	17

COM	\$2,798
A	\$2,829
B	\$2,890
COL/C	\$2,997
D	\$3,134
E	\$3,251
F	\$3,455
G	\$3,674
H	\$3,861
I	\$4,196
J	\$4,593
L1	\$3,959
L2	\$4,282

Description	① Model	Specifications				List Price Per Grade	
		Dimensions	D	W	H	COM	
50" Angled Open Side Bench  left shown  left right	BS500-120R BS500-120L <ul style="list-style-type: none"> • bent ply shell • linking hardware • COM based on single fabric • multiple fabrics, see BS9 for yardage requirements • links only to other units with a 120° angled end, (cannot link to a square end) 	Overall	24	49 3/4	24 3/4	COM	\$2,922
		Seat	24	42 3/4	16 1/2	A	\$2,945
		Arm			24 3/4	B	\$2,990
		Upholstery		Shipping		COL/C	\$3,068
		COM Ydg	2 3/4	Ctn Wt	84	D	\$3,169
		COL Sq Ft	60 1/2	Cu Ft	20	E	\$3,254
						F	\$3,404
						G	\$3,565
						H	\$3,702
						I	\$3,948
				J	\$4,238		
				L1	\$3,768		
				L2	\$4,003		

Description	① Model	Specifications				List Price Per Grade	
		Dimensions	D	W	H	COM	
74" Angled Open Side Bench  left shown  left right	BS740-120R BS740-120L <ul style="list-style-type: none"> • bent ply shell • linking hardware • COM based on single fabric • multiple fabrics, see BS9 for yardage requirements • links only to other units with a 120° angled end, (cannot link to a square end) 	Overall	24	73 3/4	24 3/4	COM	\$3,631
		Seat	24	66 3/4	16 1/2	A	\$3,668
		Arm			24 3/4	B	\$3,742
		Upholstery		Shipping		COL/C	\$3,870
		COM Ydg	4 1/2	Ctn Wt	141	D	\$4,034
		COL Sq Ft	99	Cu Ft	31	E	\$4,174
						F	\$4,420
						G	\$4,682
						H	\$4,907
						I	\$5,309
				J	\$5,785		
				L1	\$5,015		
				L2	\$5,400		

To Order, Specify:

- ① Model Number
- ② Wood Species - Rift Cut White Oak (WK4) or Flat Cut Walnut (WA1)
- ③ Wood Finish [See Wood Finish Options](#)
- ④ Metal Leg Color [See Metal Leg Color Options](#)
- ⑤ Fabric Selection - Vendor, Pattern and Color
 - A. Seat
 - B. Back
 - C. Deck or Deck and Arm(s)
 Visit www.jsifurniture.com/finishes-and-materials/textiles for our textiles program.
 See selection of standard and graded in manufacturers and patterns.

Specifications:

- Wood species - Rift Cut White Oak or Flat Cut Walnut.
- 5/8" thick exterior plywood.
- Interior seating frame and support components are made from 3/4" interior grade plywood.
- Exterior feet and leg frames are fabricated from 14 guage steel tubing.
- Modular seating units have a 3 1/2" high-resilience seat foam placed onto sheet webbing for comfort and durability.
- Modular back and arm foam is high density for comfort and durability.

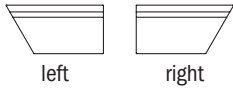
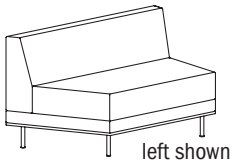
Description

Model

Specifications

List Price Per Grade

48" Angled Bench with Back



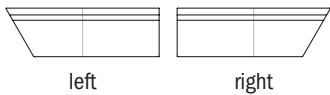
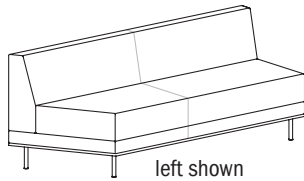
BS482-120R
BS482-120L

- plywood platform
- linking hardware
- COM based on single fabric
- multiple fabrics, see [BS9](#) for yardage requirements
- square end links only to other units with a square end
- 120° angled end links only to other units with a 120° angled end

Dimensions	D	W	H
Overall	24	48	28 1/2
Seat	17	44	16 1/2
Upholstery		Shipping	
COM Ydg	3 1/2	Ctn Wt	99
COL Sq Ft	77	Cu Ft	18

COM	\$2,529
A	\$2,558
B	\$2,615
COL/C	\$2,715
D	\$2,843
E	\$2,952
F	\$3,142
G	\$3,347
H	\$3,521
I	\$3,834
J	\$4,204
L1	\$3,605
L2	\$3,905

72" Angled Bench with Back



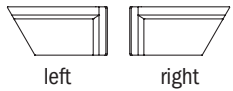
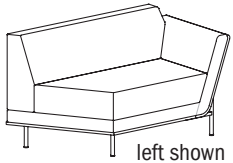
BS722-120R
BS722-120L

- plywood platform
- linking hardware
- COM based on single fabric
- multiple fabrics, see [BS9](#) for yardage requirements
- square end links only to other units with a square end
- 120° angled end links only to other units with a 120° angled end

Dimensions	D	W	H
Overall	24	72	28 1/2
Seat	17	68	16 1/2
Upholstery		Shipping	
COM Ydg	6 3/4	Ctn Wt	133
COL Sq Ft	149	Cu Ft	34

COM	\$3,745
A	\$3,801
B	\$3,911
COL/C	\$4,103
D	\$4,350
E	\$4,560
F	\$4,928
G	\$5,322
H	\$5,659
I	\$6,262
J	\$6,976
L1	\$5,828
L2	\$6,408

50" Angled Open Side Bench with Back



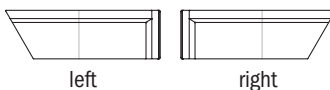
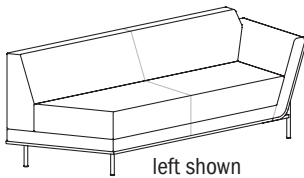
BS502-120R
BS502-120L

- bent ply shell
- linking hardware
- COM based on single fabric
- multiple fabrics, see [BS9](#) for yardage requirements
- links only to other units with a 120° angled end, (cannot link to a square end)

Dimensions	D	W	H
Overall	24	49 3/4	28 1/2
Seat	17	39	16 1/2
Arm			24 3/4
Upholstery		Shipping	
COM Ydg	4 1/2	Ctn Wt	119
COL Sq Ft	99	Cu Ft	24

COM	\$3,364
A	\$3,401
B	\$3,475
COL/C	\$3,603
D	\$3,767
E	\$3,907
F	\$4,153
G	\$4,415
H	\$4,640
I	\$5,042
J	\$5,518
L1	\$4,748
L2	\$5,133

74" Angled Open Side Bench with Back

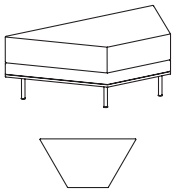


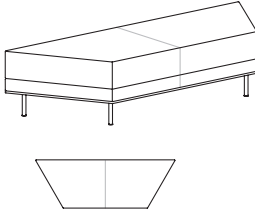
BS742-120R
BS742-120L

- bent ply shell
- linking hardware
- COM based on single fabric
- multiple fabrics, see [BS9](#) for yardage requirements
- links only to other units with a 120° angled end, (cannot link to a square end)

Dimensions	D	W	H
Overall	24	73 3/4	28 1/2
Seat	17	63	16 1/2
Arm			24 3/4
Upholstery		Shipping	
COM Ydg	7 3/4	Ctn Wt	184
COL Sq Ft	171	Cu Ft	34

COM	\$4,585
A	\$4,649
B	\$4,775
COL/C	\$4,996
D	\$5,279
E	\$5,521
F	\$5,943
G	\$6,395
H	\$6,782
I	\$7,474
J	\$8,294
L1	\$6,976
L2	\$7,641

Description	① Model	Specifications			List Price Per Grade	
48" Dual Angled Bench 	BS480-122 <ul style="list-style-type: none"> plywood platform linking hardware COM based on single fabric multiple fabrics, see BS9 for yardage requirements links only to other units with a 120° angled end, (cannot link to a square end) 	Dimensions	D	W	H	COM \$2,121
		Overall	24	48	16 1/2	A \$2,138
		Seat	24	48	16 1/2	B \$2,170
		Upholstery	Shipping			COL/C \$2,227
		COM Ydg	2	Ctn Wt	56	D \$2,301
		COL Sq Ft	44	Cu Ft	11	E \$2,363
						F \$2,472
						G \$2,588
						H \$2,688
						I \$2,867
						J \$3,079
						L1 \$2,736
						L2 \$2,908

Description	① Model	Specifications			List Price Per Grade	
72" Dual Angled Bench 	BS720-122 <ul style="list-style-type: none"> plywood platform linking hardware COM based on single fabric multiple fabrics, see BS9 for yardage requirements links only to other units with a 120° angled end, (cannot link to a square end) 	Dimensions	D	W	H	COM \$2,808
		Overall	24	72	16 1/2	A \$2,839
		Seat	24	72	16 1/2	B \$2,900
		Upholstery	Shipping			COL/C \$3,007
		COM Ydg	3 3/4	Ctn Wt	78	D \$3,144
		COL Sq Ft	83	Cu Ft	17	E \$3,261
						F \$3,465
						G \$3,684
						H \$3,871
						I \$4,206
						J \$4,603
						L1 \$3,969
						L2 \$4,292

To Order, Specify:

- ① Model Number
 - ② Wood Species - Rift Cut White Oak (WK4) or Flat Cut Walnut (WA1)
 - ③ Wood Finish [See Wood Finish Options](#)
 - ④ Metal Leg Color [See Metal Leg Color Options](#)
 - ⑤ Fabric Selection - Vendor, Pattern and Color
 - A. Seat
 - B. Back
 - C. Deck or Deck and Arm(s)
- Visit www.jsifurniture.com/finishes-and-materials/textiles for our textiles program.
See selection of standard and graded in manufacturers and patterns.

Specifications:

- Wood species - Rift Cut White Oak or Flat Cut Walnut.
- 5/8" thick exterior plywood.
- Interior seating frame and support components are made from 3/4" interior grade plywood.
- Exterior feet and leg frames are fabricated from 14 guage steel tubing.
- Modular seating units have a 3 1/2" high-resilience seat foam placed onto sheet webbing for comfort and durability.
- Modular back and arm foam is high density for comfort and durability.

Description

① Model

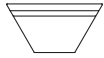
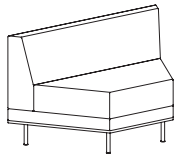
Specifications

List Price Per Grade

48" Dual Angled Bench with Back

BS482-122

- plywood platform
- linking hardware
- COM based on single fabric
- multiple fabrics, see [BS9](#) for yardage requirements
- links only to other units with a 120° angled end, (cannot link to a square end)



Dimensions	D	W	H
Overall	24	48	28 1/2
Seat	17	40	16 1/2

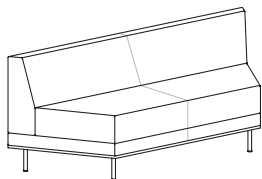
Upholstery	Shipping		
COM Ydg	3 1/2	Ctn Wt	96
COL Sq Ft	77	Cu Ft	18

- COM \$2,529
- A \$2,558
- B \$2,615
- COL/C \$2,715
- D \$2,843
- E \$2,952
- F \$3,142
- G \$3,347
- H \$3,521
- I \$3,834
- J \$4,204
- L1 \$3,605
- L2 \$3,905

72" Dual Angled Bench with Back

BS722-122

- plywood platform
- linking hardware
- COM based on single fabric
- multiple fabrics, see [BS9](#) for yardage requirements
- links only to other units with a 120° angled end, (cannot link to a square end)

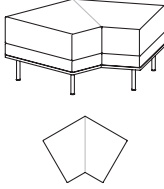



Dimensions	D	W	H
Overall	24	72	28 1/2
Seat	17	64	16 1/2

Upholstery	Shipping		
COM Ydg	6 3/4	Ctn Wt	129
COL Sq Ft	149	Cu Ft	34

- COM \$3,711
- A \$3,767
- B \$3,877
- COL/C \$4,069
- D \$4,316
- E \$4,526
- F \$4,894
- G \$5,288
- H \$5,625
- I \$6,228
- J \$6,942
- L1 \$5,794
- L2 \$6,374

BeSPACE

Description	① Model	Specifications				List Price Per Grade	
		Dimensions	D	W	H	COM	
120° Connecting Bench 	BS240-122 <ul style="list-style-type: none"> plywood platform linking hardware COM based on single fabric multiple fabrics, see BS9 for yardage requirements links only to other units with a square end, (cannot link to a 120° angled end) allows flat end modular units to complete 120° turn 	Overall	32 1/2	41 1/4	16 1/2	COM	\$2,051
		Seat	24	41 1/4	16 1/2	A	\$2,072
		Upholstery		Shipping		B	\$2,113
		COM Ydg	2 1/2	Ctn Wt	65	COL/C	\$2,184
		COL Sq Ft	50	Cu Ft	12	D	\$2,275
						E	\$2,353
						F	\$2,489
						G	\$2,635
						H	\$2,760
						I	\$2,983
						J	\$3,248
						L1	\$2,742
						L2	\$2,937

Description	① Model	Specifications				List Price Per Grade	
		Dimensions	D	W	H	COM	
120° Connecting Bench with Back 	BS242-122 <ul style="list-style-type: none"> plywood platform linking hardware COM based on single fabric multiple fabrics, see BS9 for yardage requirements links only to other units with a square end, (cannot link to a 120° angled end) allows flat end modular units to complete 120° turn 	Overall	32 1/2	41 1/4	28 1/2	COM	\$2,718
		Seat	17	35	16 1/2	A	\$2,755
		Upholstery		Shipping		B	\$2,829
		COM Ydg	4 1/2	Ctn Wt	102	COL/C	\$2,957
		COL Sq Ft	90	Cu Ft	20	D	\$3,121
						E	\$3,261
						F	\$3,507
						G	\$3,769
						H	\$3,994
						I	\$4,396
						J	\$4,872
						L1	\$3,962
						L2	\$4,312

To Order, Specify:

- ① Model Number
- ② Wood Species - Rift Cut White Oak (WK4) or Flat Cut Walnut (WA1)
- ③ Wood Finish [See Wood Finish Options](#)
- ④ Metal Leg Color [See Metal Leg Color Options](#)
- ⑤ Fabric Selection - Vendor, Pattern and Color
 - A. Seat
 - B. Back
 - C. Deck or Deck and Arm(s)

Visit www.jsifurniture.com/finishes-and-materials/textiles for our textiles program.
See selection of standard and graded in manufacturers and patterns.

Specifications:

- Wood species - Rift Cut White Oak or Flat Cut Walnut.
- 5/8" thick exterior plywood.
- Interior seating frame and support components are made from 3/4" interior grade plywood.
- Exterior feet and leg frames are fabricated from 14 gauge steel tubing.
- Modular seating units have a 3 1/2" high-resilience seat foam placed onto sheet webbing for comfort and durability.
- Modular back and arm foam is high density for comfort and durability.

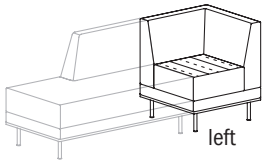
Description

① Model

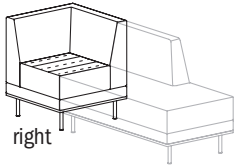
Specifications

List Price Per Grade

Corner Bench with Back



left



right

BS242R

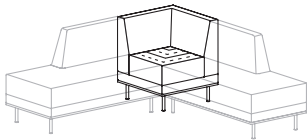
BS242L

- plywood platform
- linking hardware
- COM based on single fabric
- multiple fabrics, see [BS9](#) for yardage requirements
- links only to other units with a square end, (cannot link to a 120° angled end)

Dimensions	D	W	H
Overall	24	24	28 1/2
Seat	17	17	16 1/2
Upholstery		Shipping	
COM Ydg	3 1/4	Ctn Wt	75
COL Sq Ft	65	Cu Ft	11

COM	\$2,172
A	\$2,199
B	\$2,252
COL/C	\$2,344
D	\$2,463
E	\$2,565
F	\$2,742
G	\$2,931
H	\$3,094
I	\$3,384
J	\$3,728
L1	\$3,070
L2	\$3,323

Corner Bench with Back




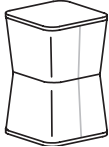
BS242C

- plywood platform
- linking hardware
- diagonal seam
- COM based on single fabric
- multiple fabrics, see [BS9](#) for yardage requirements
- links only to other units with a square end, (cannot link to a 120° angled end)

Dimensions	D	W	H
Overall	24	24	28 1/2
Seat	17	17	16 1/2
Upholstery		Shipping	
COM Ydg	3 1/4	Ctn Wt	75
COL Sq Ft	65	Cu Ft	11

COM	\$2,172
A	\$2,199
B	\$2,252
COL/C	\$2,344
D	\$2,463
E	\$2,565
F	\$2,742
G	\$2,931
H	\$3,094
I	\$3,384
J	\$3,728
L1	\$3,070
L2	\$3,323

Description	① Model	Specifications				List Price Per Grade	
Upholstered Pod 	BS140 · plywood platform · nylon glides · COM based on single fabric · multiple fabrics, see BS9 for yardage requirements · casters not available	Dimensions	D	W	H	COM	\$931
		Overall	13 1/2	13 1/2	18	A	\$944
		Seat	13 1/2	13 1/2	18	B	\$968
		Upholstery	Shipping			COL/C	\$1,011
		COM Ydg	1 1/2	Ctn Wt	22	D	\$1,066
		COL Sq Ft	27	Cu Ft	3	E	\$1,112
						F	\$1,194
						G	\$1,282
						H	\$1,357
						I	\$1,491
						J	\$1,649
						L1	\$1,299
						L2	\$1,404

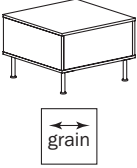
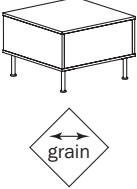
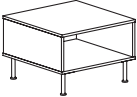

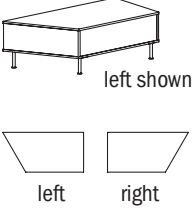
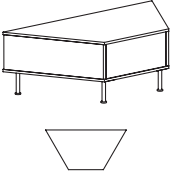
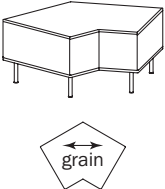
Description	① Model	Specifications				List Price Per Grade	
Upholstered Table 	BS140W · plywood top · plywood platform · nylon glides · COM based on single fabric · multiple fabrics, see BS9 for yardage requirements · casters not available	Dimensions	D	W	H	COM	\$1,023
		Overall	13 1/2	13 1/2	21 1/4	A	\$1,036
		Upholstery	Shipping			B	\$1,060
		COM Ydg	1 1/2	Ctn Wt	25	COL/C	\$1,103
		COL Sq Ft	27	Cu Ft	3	D	\$1,158
						E	\$1,204
						F	\$1,286
						G	\$1,374
						H	\$1,449
						I	\$1,583
						J	\$1,741
						L1	\$1,391
						L2	\$1,496

To Order, Specify:

- ① Model Number
- ② Wood Species - Rift Cut White Oak (WK4) or Flat Cut Walnut (WA1)
- ③ Wood Finish [See Wood Finish Options](#)
- ④ Metal Leg Color [See Metal Leg Color Options](#)
- ⑤ Fabric Selection - Vendor, Pattern and Color
 - A. Seat
 - B. Back
 - C. Deck or Deck and Arm(s)
 Visit www.jsifurniture.com/finishes-and-materials/textiles for our textiles program.
 See selection of standard and graded in manufacturers and patterns.

Specifications:

- Wood species - Rift Cut White Oak or Flat Cut Walnut.
- 5/8" thick exterior plywood.
- Interior seating frame and support components are made from 3/4" interior grade plywood.
- Exterior feet and leg frames are fabricated from 14 guage steel tubing.
- Modular seating units have a 3 1/2" high-resilience seat foam placed onto sheet webbing for comfort and durability.
- Modular back and arm foam is high density for comfort and durability.

Description	D	W	H	CTN WT	CU FT	Model	List Price
Square Table  <ul style="list-style-type: none"> · straight grain top · no opening · linking hardware · power center (EC22) available on front and/or back panel, specify and add \$613 list each 	24	24	16 1/4	40	5	BS2424SCT	\$1,289
Square Corner Table  <ul style="list-style-type: none"> · diagonal grain top · no opening · for corner installation · linking hardware · power center (EC22) available on back panel(s), specify and add \$613 list each 	24	24	16 1/4	40	5	BS2424DCT	\$1,369
Open Square Table  <ul style="list-style-type: none"> · straight grain top · open front · linking hardware 	24	24	16 1/4	40	5	BS2424OCT	\$1,232
Coffee Table  <ul style="list-style-type: none"> · straight grain top · open front · linking hardware 	24	48	16 1/4	60	9	BS2448OCT	\$1,528
48" Single Angled Table  <ul style="list-style-type: none"> · one square end, one 120° angled end · no opening · linking hardware · power center (EC22) available on front and/or back panel, specify and add \$613 list each · square end links only to other square end units · 120° angled end links only to other 120° angled end units 	24	48	16 1/4	60	9	BS2448SCTR	\$1,649
	24	48	16 1/4	60	9	BS2448SCTL	\$1,649
48" Dual Angled Corner Table  <ul style="list-style-type: none"> · two 120° angled ends · no opening · linking hardware · power center (EC22) available on front and/or back panel, specify and add \$613 list each · 120° angled ends link only to other 120° angled end units 	24	48	16 1/4	60	9	BS2448DCT	\$1,575
120° Connecting Table  <ul style="list-style-type: none"> · diagonal grain top · no opening · linking hardware · power center (EC22) available on front and back panel(s), specify and add \$613 list each · optional EC22 on non-linking sides · square ends link only to other square end units (cannot link to 120° angled ends) 	36	36	16 1/4	50	9	BS3636-12OCT	\$1,771

BeSPACE

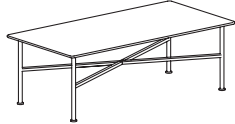
Freestanding

Description	D	W	H	CTN WT	CU FT	① Model	List Price
Side Wood Table	20	20	16 1/4	25	5	BS2020WTT	\$3,564



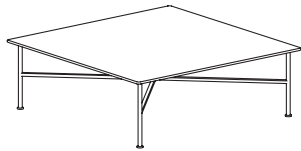
- 5/8" thick plywood top
- metal frame

Rectangular Wood Coffee Table	24	48	16 1/4	35	14	BS2448WTT	\$3,750
-------------------------------	----	----	--------	----	----	-----------	---------



- 5/8" thick plywood top
- metal frame

Square Wood Coffee Table	48	48	16 1/4	55	26	BS4848WTT	\$3,913
--------------------------	----	----	--------	----	----	-----------	---------



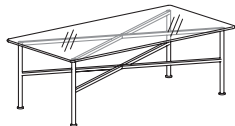
- 5/8" thick plywood top
- metal frame

Glass Side Table	20	20	16 1/4	30	5	BS2020GTT	\$3,610
------------------	----	----	--------	----	---	-----------	---------



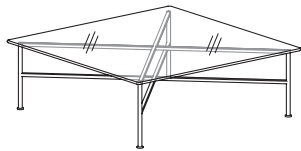
- 1/2" thick tempered glass top
- metal frame

Rectangular Glass Coffee Table	24	48	16 1/4	40	14	BS2448GTT	\$3,871
--------------------------------	----	----	--------	----	----	-----------	---------



- 1/2" thick tempered glass top
- metal frame

Square Glass Coffee Table	48	48	16 1/4	60	26	BS4848GTT	\$4,197
---------------------------	----	----	--------	----	----	-----------	---------



- 1/2" thick tempered glass top
- metal frame

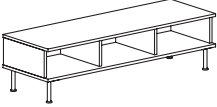
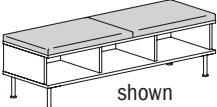
To Order, Specify:

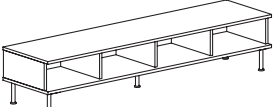
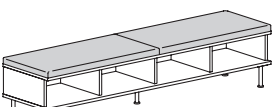
- ① Model Number
- ② Wood Species - Rift Cut White Oak (WK4) or Flat Cut Walnut (WA1)
- ③ Wood Finish [See Wood Finish Options](#)
- ④ Glass Color - Clear (GTC01) or Smoke (GTC04)
- ⑤ Metal Leg Color [See Metal Leg Color Options](#)
- ⑥ Optional Power Center ([see page BS5](#))

Specifications:

- Wood species - Rift Cut White Oak or Flat Cut Walnut.
- Linking Tables have 3/4" thick plywood tops
- Exterior feet and leg frames are fabricated from 14 gauge steel tubing and 14 gauge flat stock.

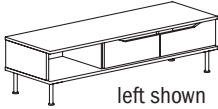
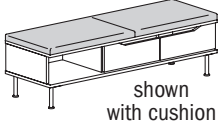
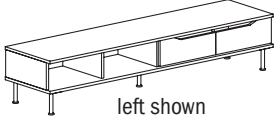
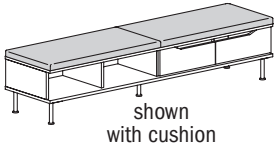
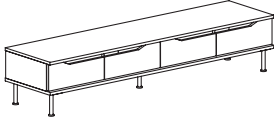
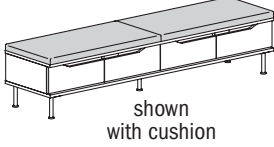
Modular

Description	D	W	H	CTN WT	CU FT	Model	List Price No Cushion	List Price With Cushion
Bench Height Credenza Open Storage   shown with cushion	18	54	14 1/2	80	7	BS1854-16SOS	\$1,858	COM \$2,424
	<ul style="list-style-type: none"> · three open sections · linking hardware · optional attached 1 1/2" thick cushion · interior dividers have a wire pass thru · rectangular back center grommet available, specify and add \$111 list · 24" wire manager included for field installation · com ydg: 1 1/2 							A \$2,437
								B \$2,461
								COL/C \$2,504
								D \$2,559
								E \$2,605
								F \$2,687
								G \$2,775
								H \$2,850
								I \$2,984
								J \$3,142
								L1 \$2,792
								L2 \$2,897

Bench Height Credenza Open Storage   shown with cushion	18	72	14 1/2	90	9	BS1872-16SOS	\$2,215	COM \$2,932
	<ul style="list-style-type: none"> · four open sections · linking hardware · optional attached 1 1/2" thick cushion · interior dividers have a wire pass thru · rectangular back center grommet available, specify and add \$111 list · 24" wire manager included for field installation · com ydg: 1 3/4 							A \$2,947
								B \$2,975
								COL/C \$3,025
								D \$3,089
								E \$3,144
								F \$3,239
								G \$3,341
								H \$3,428
								I \$3,585
								J \$3,770
								L1 \$3,369
								L2 \$3,494

BeSPACE

Modular

Description	D	W	H	CTN WT	CU FT	① Model	List Price No Cushion	List Price With Cushion
Bench Height Credenza with Drawers	18	54	14 1/2	100	7	BS1854-16SDWR	\$2,200	COM \$2,768
	18	54	14 1/2	100	7	BS1854-16SDWL	\$2,200	A \$2,781 B \$2,805 COL/C \$2,848 D \$2,903 E \$2,949 F \$3,031 G \$3,119 H \$3,194 I \$3,328 J \$3,486 L1 \$3,136 L2 \$3,241
 left shown	<ul style="list-style-type: none"> • one open section, two drawers • linking hardware • optional attached 1 1/2" thick cushion • interior dividers have a wire pass thru • rectangular back center grommet available, specify and add \$111 list • 24" wire manager included for field installation • com ydg: 1 1/2 							
 shown with cushion								
Bench Height Credenza with Drawers	18	72	14 1/2	100	9	BS1872-16SDWR	\$2,534	COM \$3,251
	18	72	14 1/2	100	9	BS1872-16SDWL	\$2,534	A \$3,266 B \$3,294 COL/C \$3,344 D \$3,408 E \$3,463 F \$3,558 G \$3,660 H \$3,747 I \$3,904 J \$4,089 L1 \$3,688 L2 \$3,813
 left shown	<ul style="list-style-type: none"> • two open sections, two drawers • linking hardware • optional attached 1 1/2" thick cushion • interior dividers have a wire pass thru • rectangular back center grommet available, specify and add \$111 list • 24" wire manager included for field installation • com ydg: 1 3/4 							
 shown with cushion								
Bench Height Credenza with Drawers	18	72	14 1/2	120	9	BS1872-16SFS	\$2,877	COM \$3,594
								A \$3,609 B \$3,637 COL/C \$3,687 D \$3,751 E \$3,806 F \$3,901 G \$4,003 H \$4,090 I \$4,247 J \$4,432 L1 \$4,031 L2 \$4,156
 left shown	<ul style="list-style-type: none"> • four drawers • linking hardware • optional attached 1 1/2" thick cushion • interior dividers have a wire pass thru • rectangular back center grommet available, specify and add \$111 list • 24" wire manager included for field installation • com ydg: 1 3/4 							
 shown with cushion								

To Order, Specify:

- ① Model Number
- ② Wood Species - Rift Cut White Oak (WK4) or Flat Cut Walnut (WA1)
- ③ Wood Finish [See Wood Finish Options](#)
- ④ Drawer Front Optional Paint Color [See Paint Color Options](#)
- ⑤ Metal Leg Color [See Metal Leg Color Options](#)
- ⑥ Fabric Selection - Vendor, Pattern and Color

Visit www.jsifurniture.com/finishes-and-materials/textiles for our textiles program.
See selection of standard and graded in manufacturers and patterns.

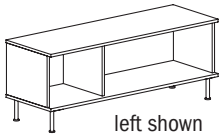
Specifications:

- Wood species - Rift Cut White Oak or Flat Cut Walnut.
- 3/4" thick plywood tops
- Exterior feet and leg frames are fabricated from 14 gauge steel tubing and 14 gauge flat stock.

BeSPACE

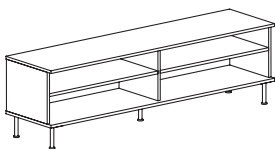
Modular

Description	D	W	H	CTN WT	CU FT	Model	List Price
Low Height Credenza	18	54	20	120	11	BS1854-20SOSR	\$1,932
Open Storage	18	54	20	120	11	BS1854-20SOSL	\$1,932



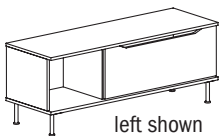
- open cabinet
- linking hardware
- interior dividers have a wire pass thru
- rectangular back center grommet available, specify and add \$111 list
- 24" wire manager included for field installation

Low Height Credenza	18	72	20	110	15	BS1872-20SOS	\$2,502
Open Storage							



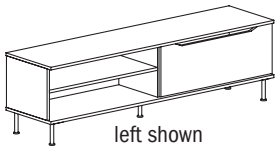
- two fixed shelves
- linking hardware
- interior dividers have a wire pass thru
- rectangular back center grommet available, specify and add \$111 list
- 24" wire manager included for field installation

Low Height Credenza	18	54	20	140	11	BS1854-20SDWR	\$2,228
with Drawer	18	54	20	140	11	BS1854-20SDWL	\$2,228



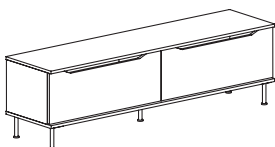
- one open cabinet, one storage drawer
- linking hardware
- interior dividers have a wire pass thru
- rectangular back center grommet available, specify and add \$111 list
- 24" wire manager included for field installation

Low Height Credenza	18	72	20	130	15	BS1872-20SDWR	\$2,677
with Drawer	18	72	20	130	15	BS1872-20SDWL	\$2,677



- one open cabinet with one fixed shelf, one storage drawer
- linking hardware
- interior dividers have a wire pass thru
- rectangular back center grommet available, specify and add \$111 list
- 24" wire manager included for field installation

Low Height Credenza	18	72	20	150	15	BS1872-20SFS	\$2,842
with Two Drawers							

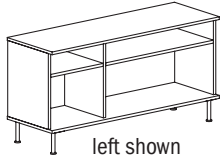


- two storage drawers
- linking hardware
- interior dividers have a wire pass thru
- rectangular back center grommet available, specify and add \$111 list
- 24" wire manager included for field installation

BeSPACE

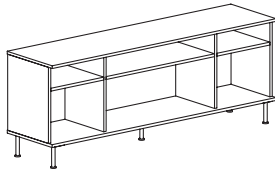
Modular

Description	D	W	H	CTN WT	CU FT	① Model	List Price
Standard Height Credenza	18	54	27	130	15	BS1854-27SOSR	\$2,276
Open Storage	18	54	27	130	15	BS1854-27SOSL	\$2,276



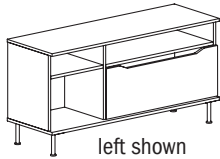
- open cabinet, two fixed shelves
- linking hardware
- interior dividers have a wire pass thru
- rectangular back center grommet available, specify and add \$111 list
- 24" wire manager included for field installation

Standard Height Credenza	18	72	27	130	20	BS1872-27SOS	\$2,781
Open Storage							



- open cabinet, three fixed shelves
- linking hardware
- interior dividers have a wire pass thru
- rectangular back center grommet available, specify and add \$111 list
- 24" wire manager included for field installation

Standard Height Credenza	18	54	27	140	15	BS1854-27SDWR	\$2,575
with Drawer	18	54	27	140	15	BS1854-27SDWL	\$2,575



- open cabinet with fixed shelf, storage drawer with open compartment
- linking hardware
- interior dividers have a wire pass thru
- rectangular back center grommet available, specify and add \$111 list
- 24" wire manager included for field installation

To Order, Specify:

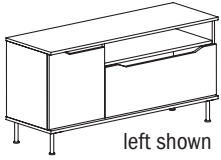
- ① Model Number
- ② Wood Species - Rift Cut White Oak (WK4) or Flat Cut Walnut (WA1)
- ③ Wood Finish [See Wood Finish Options](#)
- ④ Drawer Front Optional Paint Color [See Paint Color Options](#)
- ⑤ Metal Leg Color [See Metal Leg Color Options](#)

Specifications:

- Wood species - Rift Cut White Oak or Flat Cut Walnut.
- 3/4" thick plywood tops
- Exterior feet and leg frames are fabricated from 14 gauge steel tubing and 14 gauge flat stock.

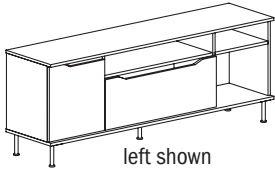
Modular

Description	D	W	H	CTN WT	CU FT	Model	List Price
Standard Height Storage Credenza	18	54	27	150	15	BS1854-27SFSR	\$2,693
	18	54	27	150	15	BS1854-27SFSL	\$2,693



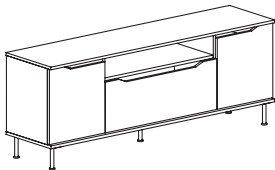
- one door with fixed shelf, storage drawer with open compartment
- linking hardware
- interior dividers have a wire pass thru
- rectangular back center grommet available, specify and add \$111 list
- 24" wire manager included for field installation

Standard Height Storage Credenza	18	72	27	160	20	BS1872-27SSR	\$3,286
	18	72	27	160	20	BS1872-27SSL	\$3,286



- one door with fixed shelf, storage drawer with open compartment
- open storage one fixed shelf
- linking hardware
- interior dividers have a wire pass thru
- rectangular back center grommet available, specify and add \$111 list
- 24" wire manager included for field installation

Standard Height Storage Credenza	18	72	27	170	20	BS1872-27SFS	\$3,388
----------------------------------	----	----	----	-----	----	--------------	---------

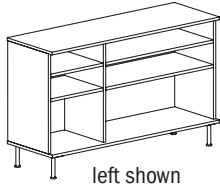


- one door with fixed shelf, one drawer with open compartment, one door with fixed shelf
- linking hardware
- interior dividers have a wire pass thru
- rectangular back center grommet available, specify and add \$111 list
- 24" wire manager included for field installation

BeSPACE

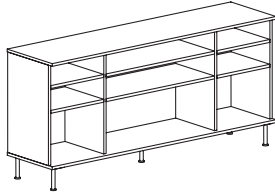
Modular

Description	D	W	H	CTN WT	CU FT	① Model	List Price
Tall Credenza Open Storage	18	54	33	140	19	BS1854-33SOSR	\$2,622
	18	54	33	140	19	BS1854-33SOSL	\$2,622



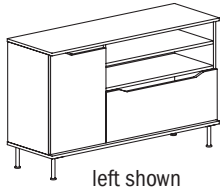
- open cabinet, four fixed shelves
- linking hardware
- interior dividers have a wire pass thru
- rectangular back center grommet available, specify and add \$111 list
- 24" wire manager included for field installation

Tall Credenza Open Storage	18	72	33	140	25	BS1872-33SOS	\$3,043
----------------------------	----	----	----	-----	----	--------------	---------



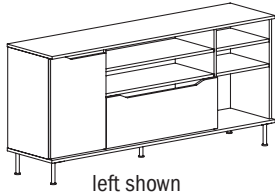
- open cabinet, six fixed shelves
- linking hardware
- interior dividers have a wire pass thru
- rectangular back center grommet available, specify and add \$111 list
- 24" wire manager included for field installation

Tall Storage Credenza	18	54	33	160	19	BS1854-33SFSR	\$3,063
	18	54	33	160	19	BS1854-33SFSL	\$3,063



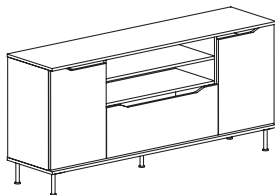
- one door with two fixed shelves, one storage drawer with two open compartments
- linking hardware
- interior dividers have a wire pass thru
- rectangular back center grommet available, specify and add \$111 list
- 24" wire manager included for field installation

Tall Storage Credenza	18	72	33	170	25	BS1872-33SSR	\$3,477
	18	72	33	170	25	BS1872-33SSL	\$3,477



- one door with two fixed shelves, one storage drawer with two open compartments, one cabinet with two fixed shelves
- linking hardware
- interior dividers have a wire pass thru
- rectangular back center grommet available, specify and add \$111 list
- 24" wire manager included for field installation

Tall Storage Credenza	18	72	33	180	25	BS1872-33SFS	\$3,614
-----------------------	----	----	----	-----	----	--------------	---------



- one door with two fixed shelves, one storage drawer with two open compartments, one door with two fixed shelves
- linking hardware
- interior dividers have a wire pass thru
- rectangular back center grommet available, specify and add \$111 list
- 24" wire manager included for field installation

To Order, Specify:

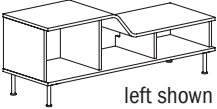
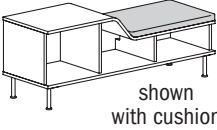
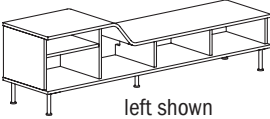
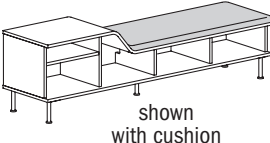
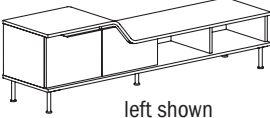
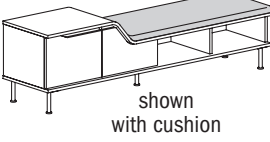
- ① Model Number
- ② Wood Species - Rift Cut White Oak (WK4) or Flat Cut Walnut (WA1)
- ③ Wood Finish [See Wood Finish Options](#)
- ④ Drawer Front Optional Paint Color [See Paint Color Options](#)
- ⑤ Metal Leg Color [See Metal Leg Color Options](#)

Specifications:

- Wood species - Rift Cut White Oak or Flat Cut Walnut.
- 3/4" thick plywood tops
- Exterior feet and leg frames are fabricated from 14 gauge steel tubing and 14 gauge flat stock.

BESPACE

Modular

Description	D	W	H	CTN WT	CU FT	Model	List Price No Cushion	List Price With Cushion
Low Height Transition Credenza Open Storage	18	54	14 1/2 / 20	110	11	BS1854-20TOSR	\$2,873	COM \$3,345
	18	54	14 1/2 / 20	110	11	BS1854-20TOSL	\$2,873	A \$3,352 B \$3,364 COL/C \$3,385 D \$3,413 E \$3,436 F \$3,477 G \$3,521 H \$3,558 I \$3,625 J \$3,704 L1 \$3,537 L2 \$3,592
 left shown	<ul style="list-style-type: none"> open cabinet bent ply top linking hardware optional attached 1 1/2" thick cushion interior dividers have a wire pass thru two rectangular back center grommets available, specify and add \$215 list 24" wire manager included for field installation com ydg: 3/4 							
 shown with cushion								
Low Height Transition Credenza Open Storage	18	72	14 1/2 / 20	120	15	BS1872-20TOSR	\$3,164	COM \$3,863
	18	72	14 1/2 / 20	120	15	BS1872-20TOSL	\$3,164	A \$3,874 B \$3,894 COL/C \$3,930 D \$3,975 E \$4,014 F \$4,082 G \$4,155 H \$4,218 I \$4,329 J \$4,462 L1 \$4,178 L2 \$4,267
 left shown	<ul style="list-style-type: none"> open cabinet, one fixed shelf bent ply top linking hardware optional attached 1 1/2" thick cushion interior dividers have a wire pass thru two rectangular back center grommets available, specify and add \$215 list 24" wire manager included for field installation com ydg: 1 1/4 							
 shown with cushion								
Low Height Transition Storage Credenza	18	72	14 1/2 / 20	110	15	BS1872-20TSR	\$3,524	COM \$4,223
	18	72	14 1/2 / 20	110	15	BS1872-20TSL	\$3,524	A \$4,234 B \$4,254 COL/C \$4,290 D \$4,335 E \$4,374 F \$4,442 G \$4,515 H \$4,578 I \$4,689 J \$4,822 L1 \$4,538 L2 \$4,627
 left shown	<ul style="list-style-type: none"> two drawers, open cabinet bent ply top linking hardware optional attached 1 1/2" thick cushion interior dividers have a wire pass thru two rectangular back center grommets available, specify and add \$215 list 24" wire manager included for field installation com ydg: 1 1/4 							
 shown with cushion								

BeSPACE

Modular

Description	D	W	H	CTN WT	CU FT	① Model	List Price No Cushion	List Price With Cushion
Low Height Transition Storage Credenza	18	54	14 1/2 / 20	120	11	BS1854-20TFSR	\$3,439	COM \$3,911
	18	54	14 1/2 / 20	120	11	BS1854-20TFSL	\$3,439	A \$3,918
								B \$3,930
								COL/C \$3,951
								D \$3,979
								E \$4,002
								F \$4,043
								G \$4,087
								H \$4,124
								I \$4,191
								J \$4,270
								L1 \$4,103
								L2 \$4,158
Low Height Transition Storage Credenza	18	72	14 1/2 / 20	130	15	BS1872-20TFSR	\$3,753	COM \$4,452
	18	72	14 1/2 / 20	130	15	BS1872-20TFSL	\$3,753	A \$4,463
								B \$4,483
								COL/C \$4,519
								D \$4,564
								E \$4,603
								F \$4,671
								G \$4,744
								H \$4,807
								I \$4,918
								J \$5,051
								L1 \$4,767
								L2 \$4,856
Low Height Transition Storage Credenza	18	54	14 1/2 / 20	130	11	BS1854-20TDSR	\$3,488	COM \$3,960
	18	54	14 1/2 / 20	130	11	BS1854-20TDSL	\$3,488	A \$3,967
								B \$3,979
								COL/C \$4,000
								D \$4,028
								E \$4,051
								F \$4,092
								G \$4,136
								H \$4,173
								I \$4,240
								J \$4,319
								L1 \$4,152
								L2 \$4,207

To Order, Specify:

- ① Model Number
- ② Wood Species - Rift Cut White Oak (WK4) or Flat Cut Walnut (WA1)
- ③ Wood Finish [See Wood Finish Options](#)
- ④ Door and Drawer Front Optional Paint Color [See Paint Color Options](#)
- ⑤ Metal Leg Color [See Metal Leg Color Options](#)
- ⑥ Fabric Selection - Vendor, Pattern and Color

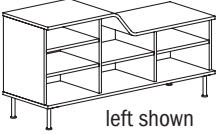
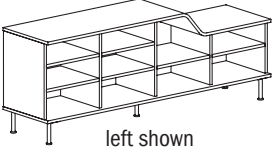
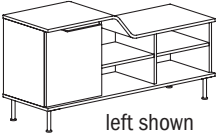
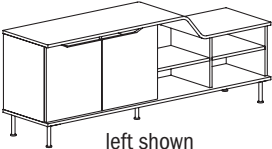
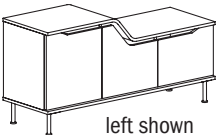
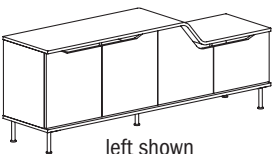
Visit www.jsifurniture.com/finishes-and-materials/textiles for our textiles program.
See selection of standard and graded in manufacturers and patterns.

Specifications:

- Wood species - Rift Cut White Oak or Flat Cut Walnut.
- 3/4" thick plywood tops
- Exterior feet and leg frames are fabricated from 14 gauge steel tubing and 14 gauge flat stock.

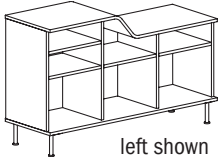
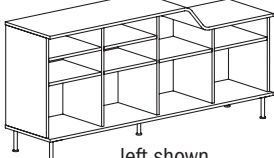
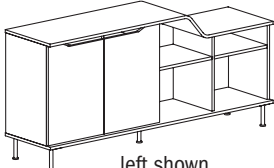
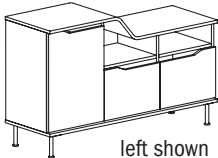
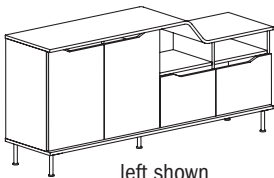
BeSPACE

Modular

Description	D	W	H	CTN WT	CU FT	Model	List Price
Standard Height Transition Credenza Open Storage	18	54	20 / 27	120	15	BS1854-27TOSR	\$3,463
	18	54	20 / 27	120	15	BS1854-27TOSL	\$3,463
 <p>left shown</p>							
						<ul style="list-style-type: none"> open cabinet, four fixed shelves bent ply top linking hardware interior dividers have a wire pass thru two rectangular back center grommets available, specify and add \$215 list 24" wire manager included for field installation 	
Standard Height Transition Credenza Open Storage	18	72	20 / 27	130	20	BS1872-27TOSR	\$3,666
	18	72	20 / 27	130	20	BS1872-27TOSL	\$3,666
 <p>left shown</p>							
						<ul style="list-style-type: none"> open cabinet, six fixed shelves bent ply top linking hardware interior dividers have a wire pass thru two rectangular back center grommets available, specify and add \$215 list 24" wire manager included for field installation 	
Standard Height Transition Credenza	18	54	20 / 27	130	15	BS1854-27THDR	\$3,576
	18	54	20 / 27	130	15	BS1854-27THDL	\$3,576
 <p>left shown</p>							
						<ul style="list-style-type: none"> one door with two fixed shelves, open cabinet with two fixed shelves bent ply top linking hardware interior dividers have a wire pass thru two rectangular back center grommets available, specify and add \$215 list 24" wire manager included for field installation 	
Standard Height Transition Credenza Open Storage	18	72	20 / 27	140	20	BS1872-27TSR	\$3,893
	18	72	20 / 27	140	20	BS1872-27TSL	\$3,893
 <p>left shown</p>							
						<ul style="list-style-type: none"> two doors with two fixed shelves, open cabinets with two fixed shelves bent ply top linking hardware interior dividers have a wire pass thru two rectangular back center grommets available, specify and add \$215 list 24" wire manager included for field installation 	
Standard Height Transition Credenza Full Storage	18	54	20 / 27	140	15	BS1854-27TFSR	\$3,837
	18	54	20 / 27	140	15	BS1854-27TFSL	\$3,837
 <p>left shown</p>							
						<ul style="list-style-type: none"> one door with two fixed shelves, two drawers bent ply top linking hardware interior dividers have a wire pass thru two rectangular back center grommets available, specify and add \$215 list 24" wire manager included for field installation 	
Standard Height Transition Credenza Full Storage	18	72	20 / 27	160	20	BS1872-27TFSR	\$4,339
	18	72	20 / 27	160	20	BS1872-27TFSL	\$4,339
 <p>left shown</p>							
						<ul style="list-style-type: none"> two doors with two fixed shelves, two drawers bent ply top linking hardware interior dividers have a wire pass thru two rectangular back center grommets available, specify and add \$215 list 24" wire manager included for field installation 	

BeSPACE

Modular

Description	D	W	H	CTN WT	CU FT	① Model	List Price
Tall Transition Credenza	18	54	27 / 33	130	19	BS1854-33TOSR	\$3,587
Open Storage	18	54	27 / 33	130	19	BS1854-33TOSL	\$3,587
 left shown	<ul style="list-style-type: none"> · open cabinet, four fixed shelves · bent ply top · linking hardware · interior dividers have a wire pass thru · two rectangular back center grommets available, specify and add \$215 list · 24" wire manager included for field installation 						
Tall Transition Credenza	18	72	27 / 33	140	25	BS1872-33TOSR	\$3,909
Open Storage	18	72	27 / 33	140	25	BS1872-33TOSL	\$3,909
 left shown	<ul style="list-style-type: none"> · open cabinet, six fixed shelves · bent ply top · linking hardware · interior dividers have a wire pass thru · two rectangular back center grommets available, specify and add \$215 list · 24" wire manager included for field installation 						
Tall Transition Storage Credenza	18	72	27 / 33	150	25	BS1872-33TSR	\$4,184
	18	72	27 / 33	150	25	BS1872-33TSL	\$4,184
 left shown	<ul style="list-style-type: none"> · two doors with two fixed shelves, · open cabinet with two fixed shelves · bent ply top · linking hardware · interior dividers have a wire pass thru · two rectangular back center grommets available, specify and add \$215 list · 24" wire manager included for field installation 						
Tall Transition Storage Credenza	18	54	27 / 33	150	19	BS1854-33TFSR	\$4,043
	18	54	27 / 33	150	19	BS1854-33TFSL	\$4,043
 left shown	<ul style="list-style-type: none"> · one door with two fixed shelves, · two drawers with open compartments · bent ply top · linking hardware · interior dividers have a wire pass thru · two rectangular back center grommets available, specify and add \$215 list · 24" wire manager included for field installation 						
Tall Transition Storage Credenza	18	72	27 / 33	170	25	BS1872-33TFSR	\$4,610
	18	72	27 / 33	170	25	BS1872-33TFSL	\$4,610
 left shown	<ul style="list-style-type: none"> · two doors with two fixed shelves, · two drawers with open compartments · bent ply top · linking hardware · interior dividers have a wire pass thru · two rectangular back center grommets available, specify and add \$215 list · 24" wire manager included for field installation 						

To Order, Specify:

- ① Model Number
- ② Wood Species - Rift Cut White Oak (WK4) or Flat Cut Walnut (WA1)
- ③ Wood Finish [See Wood Finish Options](#)
- ④ Door/Drawer Front Optional Paint Color [See Paint Color Options](#)
- ⑤ Metal Leg Color [See Metal Leg Color Options](#)

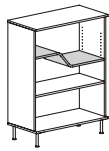
Specifications:

- Wood species - Rift Cut White Oak or Flat Cut Walnut.
- 3/4" thick plywood tops
- Exterior feet and leg frames are fabricated from 14 gauge steel tubing and 14 gauge flat stock.

Description	D	W	H	CTN WT	CU FT	Model	List Price
Open Bookcase	18	36	48	99	22	BS1836-480BC	\$2,415



straight shelf



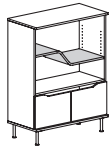
optional bent plywood

- open cabinet, two shelves
- lower shelf fixed, always straight
- upper shelf adjustable, straight standard; bent plywood available, specify and add \$814 to list
- specify back height: full back, mid back or low back
- linking hardware

Open Bookcase with Lower Doors	18	36	48	115	22	BS1836-48SBC	\$2,591
---------------------------------------	----	----	----	-----	----	---------------------	----------------



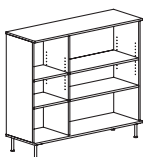
straight shelf



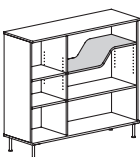
optional bent plywood

- two doors, open cabinet with two shelves
- lower shelf fixed, always straight
- upper shelf adjustable, straight standard; bent plywood available, specify and add \$814 to list
- specify back height: full back, mid back or low back
- linking hardware

Open Storage Bookcase with Tower	18	54	48	165	33	BS1854-480BCR	\$2,933
-----------------------------------------	----	----	----	-----	----	----------------------	----------------



straight shelf

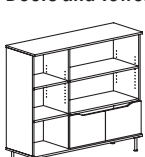


optional bent plywood

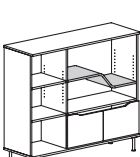
- open cabinet, four shelves
- two lower shelves fixed, always straight
- two upper shelves adjustable, straight standard; bent plywood available on wide shelf, specify and add \$814 to list
- specify back height: full back, mid back or low back
- linking hardware

lefts shown

Storage Bookcase with Lower Doors and Tower	18	54	48	181	33	BS1854-48DBCR	\$3,125
----------------------------------------------------	----	----	----	-----	----	----------------------	----------------



straight shelf




optional bent plywood

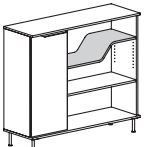
- two doors, open cabinet
- two lower shelves fixed, always straight
- two upper shelves adjustable, straight standard; bent plywood available on wide shelf, specify and add \$814 to list
- specify back height: full back, mid back or low backs
- linking hardware

lefts shown

Description	D	W	H	CTN WT	CU FT	① Model	List Price
Storage Bookcase with Tower Door	18	54	48	185	33	BS1854-48TBCR	\$3,125
	18	54	48	185	33	BS1854-48TBCL	\$3,125



straight shelf




optional bent plywood

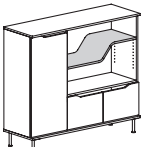
lefts shown

- tower door with two shelves, lower shelf fixed
- open cabinet with two shelves
- lower shelf fixed, always straight
- upper shelf adjustable, straight standard; bent plywood available on upper shelf, specify and add \$814 to list
- specify back height: full back, mid back or low backs
- linking hardware

Storage Bookcase with Full Door Set and Tower	18	54	48	201	33	BS1854-48SBCR	\$3,275
	18	54	48	201	33	BS1854-48SBCL	\$3,275



straight shelf



optional bent plywood

lefts shown

- tower door with two shelves, lower shelf fixed
- open cabinet with two shelves
- lower shelf fixed, always straight
- upper shelf adjustable, straight standard; bent plywood available on adjustable shelf, specify and add \$814 to list
- specify back height: full back, mid back or low backs
- linking hardware

To Order, Specify:

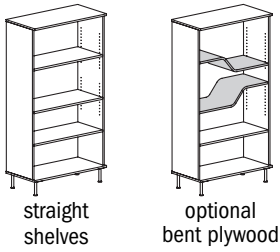
- ① Model Number
- ② Wood Species - Rift Cut White Oak (WK4) or Flat Cut Walnut (WA1)
- ③ Wood Finish [See Wood Finish Options](#)
- ④ Door Front Optional Paint Color [See Paint Color Options](#)
- ⑤ Back Height - Full Back, Mid Back, Low Back
- ⑥ Metal Leg Color [See Metal Leg Color Options](#)

Specifications:

- Wood species - Rift Cut White Oak or Flat Cut Walnut.
- 3/4" thick plywood tops
- Exterior feet and leg frames are fabricated from 14 guage steel tubing and 14 guage flat stock.

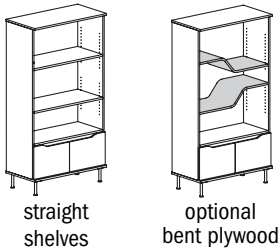
BeSPACE

Description	D	W	H	CTN WT	CU FT	Model	List Price
Open Bookcase	18	36	68	114	31	BS1836-680BC	\$2,827



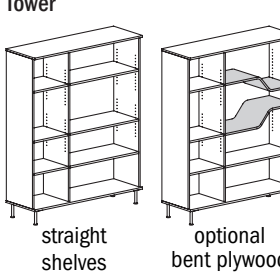
- open cabinet, three shelves
- lower shelf fixed, always straight
- two upper shelves adjustable, straight standard; bent plywood available, specify and add \$814 per shelf to list
- specify back height: full back, mid back or low backs
- linking hardware

Open Bookcase with Lower Doors	18	36	68	130	31	BS1836-68SBC	\$3,006
---------------------------------------	----	----	----	-----	----	---------------------	----------------



- two doors, open cabinet with three shelves
- lower shelf fixed, always straight
- two upper shelves adjustable, straight standard; bent plywood available, specify and add \$814 per shelf to list
- specify back height: full back, mid back or low backs
- linking hardware

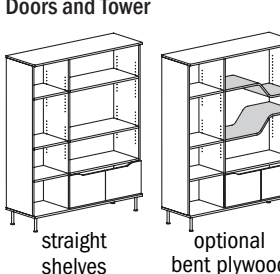
Open Storage Bookcase with Tower	18	54	68	209	46	BS1854-680BCR	\$3,364
-----------------------------------------	----	----	----	-----	----	----------------------	----------------



- open cabinet, six shelves
- two lower shelves fixed, always straight
- four upper shelves adjustable, straight standard; bent plywood available on wide shelves, specify and add \$814 per shelf to list
- specify back height: full back, mid back or low backs
- linking hardware

lefts shown

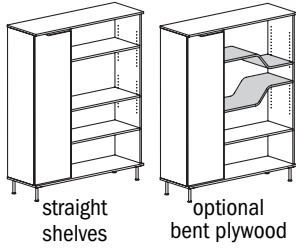
Storage Bookcase with Lower Doors and Tower	18	54	68	225	46	BS1854-68DBCR	\$3,533
----------------------------------------------------	----	----	----	-----	----	----------------------	----------------



- two doors, open cabinet with six shelves
- two lower shelves fixed, always straight
- four upper shelves adjustable, straight standard; bent plywood available on wide shelves, specify and add \$814 per shelf to list
- specify back height: full back, mid back or low backs
- linking hardware

lefts shown

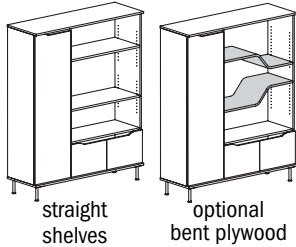
Description	D	W	H	CTN WT	CU FT	① Model	List Price
Storage Bookcase with Tower Door	18	54	68	234	46	BS1854-68TBCR	\$3,533
Door	18	54	68	234	46	BS1854-68TBCL	\$3,533



lefts shown

- tower door with three shelves, lower shelf fixed
- open cabinet with three shelves
- lower shelf fixed, always straight
- two upper shelves adjustable, straight standard; bent plywood available on adjustable shelves, specify and add \$814 per shelf to list
- specify back height: full back, mid back or low backs
- linking hardware

Storage Bookcase with Full Door Set and Tower	18	54	68	250	46	BS1854-68SBCR	\$3,682
	18	54	68	250	46	BS1854-68SBCL	\$3,682



lefts shown

- tower door with three shelves, lower shelf fixed
- open cabinet with three shelves
- lower shelf fixed, always straight;
- two upper shelves adjustable, straight standard; bent plywood available on adjustable shelves, specify and add \$814 per shelf to list
- specify back height: full back, mid back or low backs
- linking hardware

BESPACE

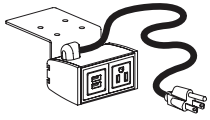
To Order, Specify:

- ① Model Number
- ② Wood Species - Rift Cut White Oak (WK4) or Flat Cut Walnut (WA1)
- ③ Wood Finish [See Wood Finish Options](#)
- ④ Door Front Optional Paint Color [See Paint Color Options](#)
- ⑤ Back Height - Full Back, Mid Back, Low Back
- ⑥ Metal Leg Color [See Metal Leg Color Options](#)

Specifications:

- Wood species - Rift Cut White Oak or Flat Cut Walnut.
- 3/4" thick plywood tops
- Exterior feet and leg frames are fabricated from 14 guage steel tubing and 14 guage flat stock.

Description	D	W	H	CTN WT	CU FT	① Model	List Price
Power Center Under Mount	6	3 5/8	2 1/2	4	1	EC21	\$541



- mounts under platform or surface
- field installable
- one power receptacle - 110 volt, one dual USB port
- 10' power cord with molded plug
- specify Black (B) or White (W) finish

BeSPACE

To Order, Specify:

① Model Number

Boston Order Check List:



Specify:

- 1. Model Number
- 2. Wood Species - Red Oak (RO) or Maple (M)
- 3. Wood Finish/Color
- 4. Fabric Selection - vendor, pattern and color
- 5. Optional FRONT LEG Casters - add \$68 list; specify seat height - NOT AVAILABLE on BENCHES
- 6. Optional Trim Nails - add \$139 list per chair; add \$176 list per bench
- 7. Optional Rubber Cushion Nylon Glides - no upcharge

Example:

981C (model #)	RO (wood species)	HEN (finish)	MOMENTUM (fabric vendor)	VOX (pattern name)	MYSTIC (pattern color)
--------------------------	-----------------------------	------------------------	------------------------------------	------------------------------	----------------------------------

1. Model Number

2. Wood Species - Red Oak (RO) or Maple (M)

3. Wood Finish/Color Options:

Red Oak

BRW	Brownie	ECU	Ecru
CAN	Canyon	HEN	Henna
CIT	Citron	HNY	Honey
DES	Desert	NUT	Nut Brown

Maple

BAR	Barrel	MCH	Mocha
BRK	Brickdust	OBK	Outback
BUF	Buff	PIL	Pilsner
CSK	Cask	PIN	Pinnacle Walnut
CND	Cinder	RAV	Raven
CLY	Clay	RYE	Rye
EGR	Egret	SAB	Sable
FAW	Fawn	SAD	Saddle
FLX	Flax	SIE	Sienna
FLN	Flint	TRF	Truffle
FLO	Florence Walnut	UMB	Umbur
LOF	Loft	VAL	Valley
MES	Mesa	WLH	Walnut Heights
MIN	Mineral		

Paint Color - add \$47 list per item

BKD	Backdrop	NVL	Novel Lilac
BFX	Black Fox	PPL	Patchwork Plum
BRV	Bravado Red	PGR	Pewter Green
BWH	Bright White	QAL	Queen Anne Lilac
BRF	Broccoflower	RPT	Redend Point
BTT	Butternut	ROS	Rose Tan

Paint Color (continued) - add \$47 list per item

CCY	Canyon Clay	SAU	Saucy Gold
CHT	Chatroom	SVP	Silverplate
DEN	Denim	SKS	Skyline Steel
GAL	Gale Force	STM	Storm
GRV	Greek Villa	TRC	Tricorn Black
KGR	Kendal Green	UKH	Universal Khaki
NWH	Nonchalant White	WBL	Windy Blue

4. Fabric Selection - Please supply the following:
Fabric vendor/ Pattern name/ Pattern color

[For a complete list of JSI Standard and Graded-In Textiles click here](#)

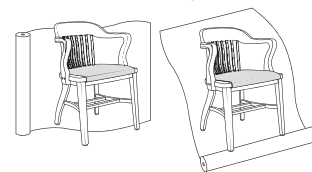
All COM orders must include the following:

- Vendor's name, pattern name and color
- Sample of the fabric attached to order
- Model numbers of items for fabric application
- Special application instructions (e.g., all stripes will be applied front to back unless specified otherwise)
- Customer and purchase order number

Ship prepaid COM material to:
JSI

Attn: COM Department
201 East Martin Street
Receiving B, Dock 71
Orleans, IN 47452

Application of fabric:
Railroaded Up the Roll



All COM orders will ship at standard lead time from receipt of COM except for orders requiring special custom matched finishes.

5. Optional trim nails - add \$139 list per chair; add \$176 list per bench

Description

Swivel Chair with Arms, Wood Back and Seat



980A
all wood



980C
uph. seat

1 Model

980A All Wood

980C Uph. Seat

- optional five star base with pneumatic lift - add \$94 list
- dual black casters available, no upcharge - specify when ordering
- optional jury base available, revolves, tilts- add \$210 list
- optional jury base does not include site installation hardware

Excluded from GSA Contract/Open Market

Specifications

Dimensions	D	W	H
Overall	22	23 ¼	32 -36
Seat	17 ½	19 ¾	14 ⅝ - 18 ⅝
Arm	26-30		
Upholstery		Shipping	
COM Ydg	1	Ctn Wt	45
COL Sq Ft	12	Cu Ft	12

List Price Per Grade

All Wood	\$1,700
COM	\$1,805
A	\$1,814
B	\$1,830
COL/C	\$1,858
D	\$1,895
E	\$1,926
F	\$1,981
G	\$2,039
H	\$2,089
I	\$2,178
J	\$2,284
L1	\$1,957
L2	\$2,004

Guest Chair with Arms, Wood Back and Seat



981A
all wood



981C
uph. seat

981A All Wood

981C Uph. Seat

- optional front leg casters available - add \$68 list for set of 2 casters

Dimensions	D	W	H
Overall	23 ½	24	32 ¼
Seat	17 ¾	19 ¾	18 ½
Arm	28 ¾		
Upholstery		Shipping	
COM Ydg	1	Ctn Wt	39
COL Sq Ft	12	Cu Ft	13

All Wood	\$1,321
COM	\$1,434
A	\$1,443
B	\$1,459
COL/C	\$1,487
D	\$1,524
E	\$1,555
F	\$1,610
G	\$1,668
H	\$1,718
I	\$1,807
J	\$1,913
L1	\$1,586
L2	\$1,633

To Order, Specify:

- 1 Model Number
- 2 Wood Species - Red Oak (RO) or Maple (M)
- 3 Wood Finish/Color [See Wood Finish/Color Options](#)
- 4 Fabric Selection - vendor, pattern and color
Visit www.jsifurniture.com/finishes-and-materials/textiles for our textiles program. See selection of standard and graded in manufacturers and patterns.
- 5 Optional FRONT LEG Casters - add \$68 list; specify seat height.
NOT AVAILABLE on BENCHES
- 6 Optional Trim Nails - add \$139 list per chair; add \$176 list per bench
- 7 Optional Rubber Cushion Nylon Glides - no upcharge

Specifications

- Wood species - Red Oak or Maple.
- Seat is upholstered with 1 ½" high density polyurethane foam and features horseshoe style upholstery.
- Spiral grooved hardwood dowels with corner blocks, glue and screws.
- Standard with rubber cushion metal glides.


Description	① Model	Specifications				List Price Per Grade	
		Dimensions	D	W	H		
Guest Chair Armless, Wood Back and Seat	983A All Wood					All Wood	\$1,214
	983C Uph. Seat					COM	\$1,332
	· optional front leg casters available · add \$68 list for set of 2 casters	Overall	23 ½	20	32 ¼	A	\$1,341
		Seat	18 ¼	20 ¾	19 ¼	B	\$1,357
		Upholstery		Shipping		COL/C	\$1,385
		COM Ydg	1	Ctn Wt	37	D	\$1,422
		COL Sq Ft	12	Cu Ft	13	E	\$1,453
						F	\$1,508
						G	\$1,566
						H	\$1,616
						I	\$1,705
						J	\$1,811
						L1	\$1,484
						L2	\$1,531



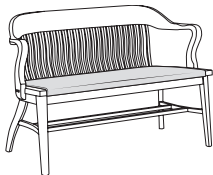
Description	① Model	Specifications				List Price Per Grade	
		Dimensions	D	W	H		
Guest Chair with Low Arms, Wood Back and Seat	984A All Wood					All Wood	\$1,452
	984C Uph. Seat					COM	\$1,560
	· low arm - 26" arm height · optional front leg casters available · add \$68 list for set of 2 casters	Overall	22 ½	22 ¼	33	A	\$1,569
		Seat	17 ¾	19 ½	18 ¼	B	\$1,585
		Arm			26	COL/C	\$1,613
		Upholstery		Shipping		D	\$1,650
		COM Ydg	1	Ctn Wt	38	E	\$1,681
		COL Sq Ft	12	Cu Ft	13	F	\$1,736
						G	\$1,794
						H	\$1,844
						I	\$1,933
						J	\$2,039
						L1	\$1,712
						L2	\$1,759



Description	① Model	Specifications				List Price Per Grade	
		Dimensions	D	W	H		
Bench 49 ½"w, Wood Back and Seat	991A All Wood					All Wood	\$4,698
	991C Uph. Seat					COM	\$4,763
	· casters not available	Overall	23	49 ½	33	A	\$4,771
		Seat	17 ¾	45 ¼	18 ¼	B	\$4,785
		Arm			28 ½	COL/C	\$4,810
		Upholstery		Shipping		D	\$4,842
		COM Ydg	7/8	Ctn Wt	76	E	\$4,869
		COL Sq Ft	23	Cu Ft	31	F	\$4,917
						G	\$4,968
						H	\$5,011
						I	\$5,090
						J	\$5,182
						L1	\$5,091
						L2	\$5,180

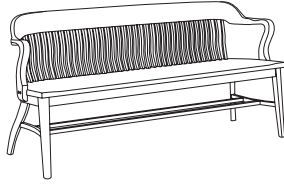


991A
all wood

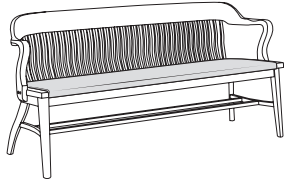


991C
uph. seat

Description
Bench 69 1/2" w, Wood Back and Seat



993A
all wood



993C
uph. seat

Model
993A All Wood
993C Uph. Seat
· casters not available

Specifications			
Dimensions	D	W	H
Overall	23	69 1/2	33 1/2
Seat	18	66 1/4	18
Arm			28 1/2
Upholstery		Shipping	
COM Ydg	2 1/4	Ctn Wt	109
COL Sq Ft	23	Cu Ft	47

List Price Per Grade	
All Wood	\$5,270
COM	\$5,465
A	\$5,484
B	\$5,521
COL/C	\$5,585
D	\$5,667
E	\$5,737
F	\$5,860
G	\$5,991
H	\$6,103
I	\$6,304
J	\$6,542
L1	\$5,745
L2	\$5,834

BOSTON

To Order, Specify:

- 1 Model Number
- 2 Wood Species - Red Oak (RO) or Maple (M)
- 3 Wood Finish/Color [See Wood Finish/Color Options](#)
- 4 Fabric Selection - vendor, pattern and color
Visit www.jsifurniture.com/finishes-and-materials/textiles for our textiles program. See selection of standard and graded in manufacturers and patterns.
- 5 Optional FRONT LEG Casters - add \$68 list; specify seat height.
NOT AVAILABLE on BENCHES
- 6 Optional Trim Nails - add \$139 list per chair; add \$176 list per bench
- 7 Optional Rubber Cushion Nylon Glides - no upcharge

Specifications

- Wood species - Red Oak or Maple.
- Seat is upholstered with 1 1/2" high density polyurethane foam and features horseshoe style upholstery.
- Spiral grooved hardwood dowels with corner blocks, glue and screws.
- Standard with rubber cushion metal glides.

Bourne Seating Order Check List:



Specify:

- 1. Model Number
- 2. Wood Species - Maple (M) or Walnut (W) upcharge applies when Walnut is specified
- 3. Wood Finish
- 4. Fabric Selection - vendor, pattern and color
- 5. Metal Foot Rail Color -
- 6. Optional Rubber Cushion Nylon Glides - no upcharge

Example:

BU7511D | **M** | **BAR** | **MOMENTUM** | **VOX** | **MYSTIC**
 (model #) | (species) | (finish) | (fabric vendor) | (pattern name) | (pattern color)

1. Model Number

2. Wood Species - Maple (M) or Walnut (W); upcharge applies

3. Wood Finish Options:

Maple Frame

BAR	Barrel	MCH	Mocha
BRK	Brickdust	OBK	Outback
BUF	Buff	PIL	Pilsner
CSK	Cask	PIN	Pinnacle Walnut
CND	Cinder	RAV	Raven
CLY	Clay	RYE	Rye
EGR	Egret	SAB	Sable
FAW	Fawn	SAD	Saddle
FLX	Flax	SIE	Sienna
FLN	Flint	TRF	Truffle
FLO	Florence Walnut	UMB	Umber
LOF	Loft	VAL	Valley
MES	Mesa	WLH	Walnut Heights
MIN	Mineral		

Walnut Frame (optional, upcharge applies)

BRK	Brickdust	PIN	Pinnacle Walnut
CSK	Cask	SIE	Sienna
MES	Mesa	TRF	Truffle
MCH	Mocha	UMB	Umber

4. Fabric Selection - Please supply the following:
 Fabric vendor/ Pattern name/ Pattern color

[For a complete list of JSI Standard and Graded-In Textiles click here](#)

When specifying dual upholstery, indicate clearly which upholstery is to be applied to the seat/lower back and the upper back.

- Indicate direction of fabric - Railroaded or Up the Roll
- Please provide illustration, if available

All COM orders must include the following:

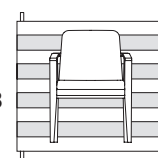
- Vendor's name, pattern name and color
- Sample of the fabric attached to the order
- Model numbers of items for fabric application
- Special application instructions (e.g., all stripes will be applied front to back unless specified otherwise)
- Customer and purchase order number

Ship prepaid COM material to:

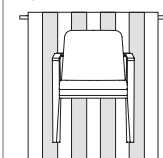
JSI
 Attn: COM Department
 201 East Martin Street
 Receiving B, Docks 71-73
 Orleans, IN 47452

Application of fabric:

Railroaded



Up the Roll



All COM orders will ship at standard lead time from receipt of COM except for orders requiring special custom matched finishes.

5. Metal Foot Rail Color - specify color:

ABZ	Aged Bronze	PEW	Pewter
ASL	Arctic Silver	SBZ	Soft Bronze
GLD	Gold	SNK	Soft Nickel
MBK	Matte Black		

6. Optional Rubber Cushion Nylon Glides - no upcharge

Single Textile Seating

a. frame species
(choose one)

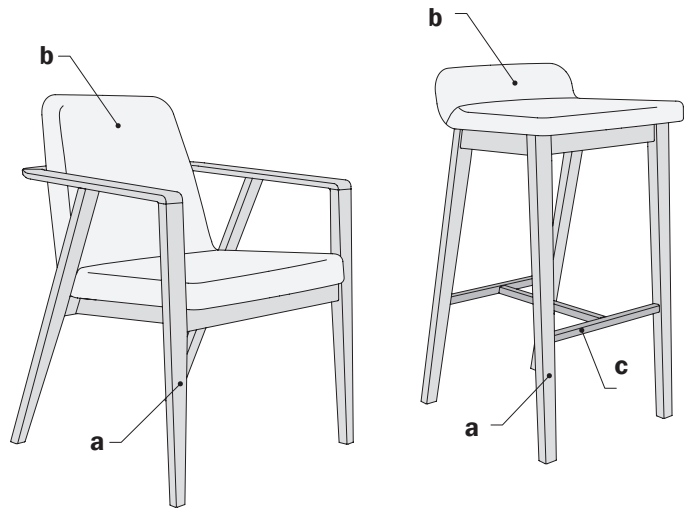
- maple
- walnut (*upcharge applies*)

finish color:
(see previous page for finish choices) _____

b. fabric selection

- vendor
- pattern
- color

c. metal color (if applicable)
(choose one)



Dual Textile Seating

a. frame finish color:
(see previous page for finish choices) _____

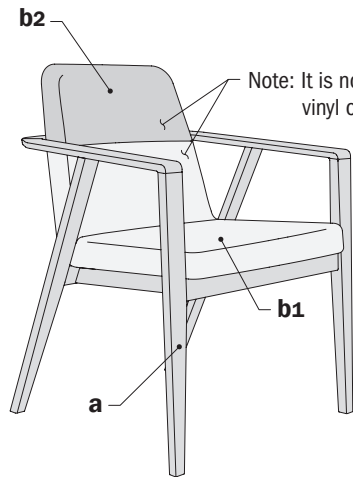
b. fabric selection;

b1.) seat and lower back

- vendor
- pattern
- color

b2.) upper back

- vendor
- pattern
- color



BOURNE

Bourne Tables Order Check List:



Specify:

- 1. Model Number
- 2. Top Material
 - a.) Veneer
 - 1.) Wood Finish
 - b.) Laminate
 - 1.) Laminate Color
 - c.) Solid Surface
 - 1.) Solid Surface Color
- 3. Legs/Apron Wood Finish
 - a.) Solid Maple
 - 1.) Wood or Paint Color
 - b.) Solid Walnut - upcharge applies
 - 1.) Wood Finish

Example:

BU2448-17TTWL | **FLX** | **BWH**
 (model #) | (top material wood finish) | (legs/apron paint color)

1. Model Number

2. Top Material Selection:

Veneer

*finishes have coordinating laminate top

ESS Essentials Veneer Collection

BRK	Brickdust*	MIN	Mineral*
CSK	Cask*	MCH	Mocha*
CLY	Clay*	OBK	Outback*
FAW	Fawn*	PIL	Pilsner*
FLX	Flax	SIE	Sienna
FLN	Flint*	TRF	Truffle
LOF	Loft*	UMB	Umber*
MES	Mesa*	VAL	Valley*

ART Artisan Veneer Collection

BAR	Barrel	RAV	Raven
BUF	Buff	RYE	Rye
CND	Cinder	SAB	Sable
EGR	Egret*	SAD	Saddle

Top Material Selection (continued):

Laminate

TFL-HPL Woodgrain Laminates

BEL	Belair	MIN	Mineral
BRK	Brickdust	MCH	Mocha
CSK	Cask	OBK	Outback
CLY	Clay	PIL	Pilsner
EGR	Egret	PIN	Pinnacle Walnut
FAW	Fawn	UMB	Umber
FLN	Flint	VAL	Valley
FLO	Florence Walnut	WLH	Walnut Heights
LOF	Loft	WEA	Weathered Ash
MES	Mesa		

TFL-HPL Solid Laminates

ALB	Alabaster	SHD	Shadow
BLK	Black	SLG	Slate Grey
BBL	Bridal Blanco	ZEN	Zen Grey
DWH	Designer White		

Solid Surface

ONX	Black Onyx Mirage	HST	Hot Stone
DWH	Designer White	SOG	Soothing Grey

BOURNE

3. Legs/Apron Selection:

Wood Finish:

BAR	Barrel	MCH	Mocha [†]
BRK	Brickdust [†]	OBK	Outback
BUF	Buff	PIL	Pilsner
CSK	Cask [†]	PIN	Pinnacle Walnut [†]
CND	Cinder	RAV	Raven
CLY	Clay	RYE	Rye
EGR	Egret	SAB	Sable
FAW	Fawn	SAD	Saddle
FLX	Flax	SIE	Sienna [†]
FLN	Flint	TRF	Truffle [†]
FLO	Florence Walnut	UMB	Umber [†]
LOF	Loft	VAL	Valley
MES	Mesa [†]	WLH	Walnut Heights
MIN	Mineral		

[†]Finishes may be specified to have Maple or Walnut Leg/Apron. Walnut will have an upcharge.

Paint Color:

BKD	Backdrop	NWH	Nonchalant White
BFX	Black Fox	SVP	Silverplate
BWH	Bright White	SKS	Skyline Steel
CHT	Chatroom	STM	Storm
GAL	Gale Force	TRC	Tricorn Black
GRV	Greek Villa	UKH	Universal Khaki

Table Order Check List

a. worksurface - veneer, laminate, or solid surface choice
(choose one)

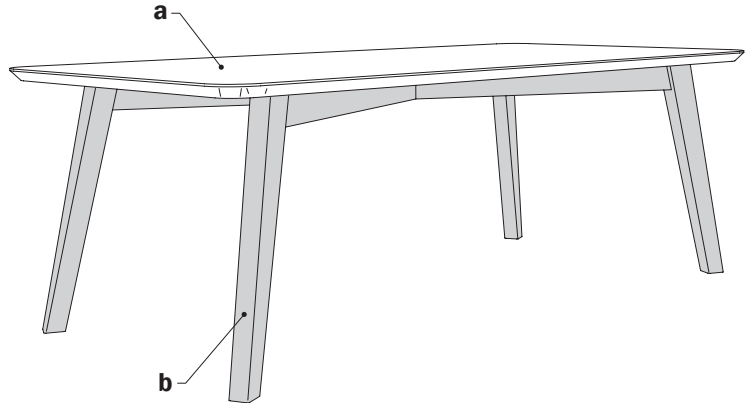
- veneer laminate
 solid surface

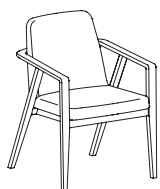
finish, laminate or solid surface color:
(see previous page for choices) _____


b. legs/apron
(choose one)

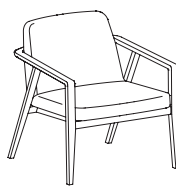
- maple
 walnut (*upcharge applies*)


legs/apron finish/paint color:
(see above for choices) _____






Description	Model	Specifications	List Price Per Grade																																										
Guest Chair - Single Textile 	BU7511D · wall saver · maple frame standard · walnut frame available, specify and add \$248 list	<table border="1"> <thead> <tr> <th>Dimensions</th> <th>D</th> <th>W</th> <th>H</th> </tr> </thead> <tbody> <tr> <td>Overall</td> <td>26</td> <td>24 ¼</td> <td>33</td> </tr> <tr> <td>Seat</td> <td>18</td> <td>20 ¼</td> <td>18</td> </tr> <tr> <td>Arm</td> <td></td> <td></td> <td>25</td> </tr> </tbody> </table>	Dimensions	D	W	H	Overall	26	24 ¼	33	Seat	18	20 ¼	18	Arm			25	<table border="1"> <tbody> <tr><td>COM</td><td>\$1,527</td></tr> <tr><td>A</td><td>\$1,538</td></tr> <tr><td>B</td><td>\$1,558</td></tr> <tr><td>COL/C</td><td>\$1,594</td></tr> <tr><td>D</td><td>\$1,639</td></tr> <tr><td>E</td><td>\$1,678</td></tr> <tr><td>F</td><td>\$1,746</td></tr> <tr><td>G</td><td>\$1,819</td></tr> <tr><td>H</td><td>\$1,882</td></tr> <tr><td>I</td><td>\$1,993</td></tr> <tr><td>J</td><td>\$2,126</td></tr> <tr><td>L1</td><td>\$1,842</td></tr> <tr><td>L2</td><td>\$1,931</td></tr> </tbody> </table>	COM	\$1,527	A	\$1,538	B	\$1,558	COL/C	\$1,594	D	\$1,639	E	\$1,678	F	\$1,746	G	\$1,819	H	\$1,882	I	\$1,993	J	\$2,126	L1	\$1,842	L2	\$1,931
		Dimensions	D	W	H																																								
Overall	26	24 ¼	33																																										
Seat	18	20 ¼	18																																										
Arm			25																																										
COM	\$1,527																																												
A	\$1,538																																												
B	\$1,558																																												
COL/C	\$1,594																																												
D	\$1,639																																												
E	\$1,678																																												
F	\$1,746																																												
G	\$1,819																																												
H	\$1,882																																												
I	\$1,993																																												
J	\$2,126																																												
L1	\$1,842																																												
L2	\$1,931																																												
		<table border="1"> <thead> <tr> <th>Upholstery</th> <th colspan="3">Shipping</th> </tr> </thead> <tbody> <tr> <td>COM Ydg</td> <td>1 ¼</td> <td>Ctn Wt</td> <td>25</td> </tr> <tr> <td>COL Sq Ft</td> <td>23</td> <td>Cu Ft</td> <td>14</td> </tr> </tbody> </table>	Upholstery	Shipping			COM Ydg	1 ¼	Ctn Wt	25	COL Sq Ft	23	Cu Ft	14																															
Upholstery	Shipping																																												
COM Ydg	1 ¼	Ctn Wt	25																																										
COL Sq Ft	23	Cu Ft	14																																										

Guest Chair - Dual Textile 	BU7511E · wall saver · dual textile back; specify two textiles when ordering, see page BUS3 · maple frame standard · walnut frame available, specify and add \$248 list	<table border="1"> <thead> <tr> <th>Dimensions</th> <th>D</th> <th>W</th> <th>H</th> </tr> </thead> <tbody> <tr> <td>Overall</td> <td>26</td> <td>24 ¼</td> <td>33</td> </tr> <tr> <td>Seat</td> <td>18</td> <td>20 ¼</td> <td>18</td> </tr> <tr> <td>Arm</td> <td></td> <td></td> <td>25</td> </tr> </tbody> </table>	Dimensions	D	W	H	Overall	26	24 ¼	33	Seat	18	20 ¼	18	Arm			25	<table border="1"> <tbody> <tr><td>COM</td><td>\$1,596</td></tr> <tr><td>A</td><td>\$1,609</td></tr> <tr><td>B</td><td>\$1,633</td></tr> <tr><td>COL/C</td><td>\$1,676</td></tr> <tr><td>D</td><td>\$1,731</td></tr> <tr><td>E</td><td>\$1,777</td></tr> <tr><td>F</td><td>\$1,859</td></tr> <tr><td>G</td><td>\$1,947</td></tr> <tr><td>H</td><td>\$2,022</td></tr> <tr><td>I</td><td>\$2,156</td></tr> <tr><td>J</td><td>\$2,314</td></tr> <tr><td>L1</td><td>\$1,902</td></tr> <tr><td>L2</td><td>\$1,991</td></tr> </tbody> </table>	COM	\$1,596	A	\$1,609	B	\$1,633	COL/C	\$1,676	D	\$1,731	E	\$1,777	F	\$1,859	G	\$1,947	H	\$2,022	I	\$2,156	J	\$2,314	L1	\$1,902	L2	\$1,991
		Dimensions	D	W	H																																								
Overall	26	24 ¼	33																																										
Seat	18	20 ¼	18																																										
Arm			25																																										
COM	\$1,596																																												
A	\$1,609																																												
B	\$1,633																																												
COL/C	\$1,676																																												
D	\$1,731																																												
E	\$1,777																																												
F	\$1,859																																												
G	\$1,947																																												
H	\$2,022																																												
I	\$2,156																																												
J	\$2,314																																												
L1	\$1,902																																												
L2	\$1,991																																												
		<table border="1"> <thead> <tr> <th>Upholstery</th> <th colspan="3">Shipping</th> </tr> </thead> <tbody> <tr> <td>COM Ydg</td> <td>1 ½</td> <td>Ctn Wt</td> <td>25</td> </tr> <tr> <td>COL Sq Ft</td> <td>27</td> <td>Cu Ft</td> <td>14</td> </tr> </tbody> </table>	Upholstery	Shipping			COM Ydg	1 ½	Ctn Wt	25	COL Sq Ft	27	Cu Ft	14																															
Upholstery	Shipping																																												
COM Ydg	1 ½	Ctn Wt	25																																										
COL Sq Ft	27	Cu Ft	14																																										

Lounge Chair - Single Textile 	BU7521D · maple frame standard · walnut frame available, specify and add \$306 list	<table border="1"> <thead> <tr> <th>Dimensions</th> <th>D</th> <th>W</th> <th>H</th> </tr> </thead> <tbody> <tr> <td>Overall</td> <td>29 ¼</td> <td>28 ¾</td> <td>30</td> </tr> <tr> <td>Seat</td> <td>21</td> <td>24 ½</td> <td>17 ¼</td> </tr> <tr> <td>Arm</td> <td></td> <td></td> <td>23</td> </tr> </tbody> </table>	Dimensions	D	W	H	Overall	29 ¼	28 ¾	30	Seat	21	24 ½	17 ¼	Arm			23	<table border="1"> <tbody> <tr><td>COM</td><td>\$1,798</td></tr> <tr><td>A</td><td>\$1,811</td></tr> <tr><td>B</td><td>\$1,835</td></tr> <tr><td>COL/C</td><td>\$1,878</td></tr> <tr><td>D</td><td>\$1,933</td></tr> <tr><td>E</td><td>\$1,979</td></tr> <tr><td>F</td><td>\$2,061</td></tr> <tr><td>G</td><td>\$2,149</td></tr> <tr><td>H</td><td>\$2,224</td></tr> <tr><td>I</td><td>\$2,358</td></tr> <tr><td>J</td><td>\$2,516</td></tr> <tr><td>L1</td><td>\$2,104</td></tr> <tr><td>L2</td><td>\$2,193</td></tr> </tbody> </table>	COM	\$1,798	A	\$1,811	B	\$1,835	COL/C	\$1,878	D	\$1,933	E	\$1,979	F	\$2,061	G	\$2,149	H	\$2,224	I	\$2,358	J	\$2,516	L1	\$2,104	L2	\$2,193
		Dimensions	D	W	H																																								
Overall	29 ¼	28 ¾	30																																										
Seat	21	24 ½	17 ¼																																										
Arm			23																																										
COM	\$1,798																																												
A	\$1,811																																												
B	\$1,835																																												
COL/C	\$1,878																																												
D	\$1,933																																												
E	\$1,979																																												
F	\$2,061																																												
G	\$2,149																																												
H	\$2,224																																												
I	\$2,358																																												
J	\$2,516																																												
L1	\$2,104																																												
L2	\$2,193																																												
		<table border="1"> <thead> <tr> <th>Upholstery</th> <th colspan="3">Shipping</th> </tr> </thead> <tbody> <tr> <td>COM Ydg</td> <td>1 ½</td> <td>Ctn Wt</td> <td>30</td> </tr> <tr> <td>COL Sq Ft</td> <td>30</td> <td>Cu Ft</td> <td>17</td> </tr> </tbody> </table>	Upholstery	Shipping			COM Ydg	1 ½	Ctn Wt	30	COL Sq Ft	30	Cu Ft	17																															
Upholstery	Shipping																																												
COM Ydg	1 ½	Ctn Wt	30																																										
COL Sq Ft	30	Cu Ft	17																																										

Lounge Chair - Dual Textile 	BU7521E · dual textile back; specify two textiles when ordering, see page BUS3 · maple frame standard · walnut frame available, specify and add \$306 list	<table border="1"> <thead> <tr> <th>Dimensions</th> <th>D</th> <th>W</th> <th>H</th> </tr> </thead> <tbody> <tr> <td>Overall</td> <td>29 ¼</td> <td>28 ¾</td> <td>30</td> </tr> <tr> <td>Seat</td> <td>21</td> <td>24 ½</td> <td>17 ¼</td> </tr> <tr> <td>Arm</td> <td></td> <td></td> <td>23</td> </tr> </tbody> </table>	Dimensions	D	W	H	Overall	29 ¼	28 ¾	30	Seat	21	24 ½	17 ¼	Arm			23	<table border="1"> <tbody> <tr><td>COM</td><td>\$1,872</td></tr> <tr><td>A</td><td>\$1,887</td></tr> <tr><td>B</td><td>\$1,915</td></tr> <tr><td>COL/C</td><td>\$1,965</td></tr> <tr><td>D</td><td>\$2,029</td></tr> <tr><td>E</td><td>\$2,084</td></tr> <tr><td>F</td><td>\$2,179</td></tr> <tr><td>G</td><td>\$2,281</td></tr> <tr><td>H</td><td>\$2,368</td></tr> <tr><td>I</td><td>\$2,525</td></tr> <tr><td>J</td><td>\$2,710</td></tr> <tr><td>L1</td><td>\$2,309</td></tr> <tr><td>L2</td><td>\$2,434</td></tr> </tbody> </table>	COM	\$1,872	A	\$1,887	B	\$1,915	COL/C	\$1,965	D	\$2,029	E	\$2,084	F	\$2,179	G	\$2,281	H	\$2,368	I	\$2,525	J	\$2,710	L1	\$2,309	L2	\$2,434
		Dimensions	D	W	H																																								
Overall	29 ¼	28 ¾	30																																										
Seat	21	24 ½	17 ¼																																										
Arm			23																																										
COM	\$1,872																																												
A	\$1,887																																												
B	\$1,915																																												
COL/C	\$1,965																																												
D	\$2,029																																												
E	\$2,084																																												
F	\$2,179																																												
G	\$2,281																																												
H	\$2,368																																												
I	\$2,525																																												
J	\$2,710																																												
L1	\$2,309																																												
L2	\$2,434																																												
		<table border="1"> <thead> <tr> <th>Upholstery</th> <th colspan="3">Shipping</th> </tr> </thead> <tbody> <tr> <td>COM Ydg</td> <td>1 ¾</td> <td>Ctn Wt</td> <td>30</td> </tr> <tr> <td>COL Sq Ft</td> <td>35</td> <td>Cu Ft</td> <td>17</td> </tr> </tbody> </table>	Upholstery	Shipping			COM Ydg	1 ¾	Ctn Wt	30	COL Sq Ft	35	Cu Ft	17																															
Upholstery	Shipping																																												
COM Ydg	1 ¾	Ctn Wt	30																																										
COL Sq Ft	35	Cu Ft	17																																										

BOURNE

Description	1 Model	Specifications	List Price Per Grade												
Ottoman 	BU7504C • maple frame standard • walnut frame available, specify and add \$105 list	<table border="1"> <thead> <tr> <th>Dimensions</th> <th>D</th> <th>W</th> <th>H</th> </tr> </thead> <tbody> <tr> <td>Overall</td> <td>18</td> <td>22</td> <td>13 1/4</td> </tr> </tbody> </table>	Dimensions	D	W	H	Overall	18	22	13 1/4	COM \$1,017 A \$1,024 B \$1,036 COL/C \$1,057 D \$1,085 E \$1,108 F \$1,149 G \$1,193 H \$1,230 I \$1,297 J \$1,376 L1 \$1,178 L2 \$1,225				
		Dimensions	D	W	H										
Overall	18	22	13 1/4												
<table border="1"> <thead> <tr> <th>Upholstery</th> <th colspan="3">Shipping</th> </tr> </thead> <tbody> <tr> <td>COM Ydg</td> <td>3/4</td> <td>Ctn Wt</td> <td>10</td> </tr> <tr> <td>COL Sq Ft</td> <td>14</td> <td>Cu Ft</td> <td>5</td> </tr> </tbody> </table>	Upholstery	Shipping			COM Ydg	3/4	Ctn Wt	10	COL Sq Ft	14	Cu Ft	5			
Upholstery	Shipping														
COM Ydg	3/4	Ctn Wt	10												
COL Sq Ft	14	Cu Ft	5												
27 1/2" h Counter Height Stool 	BU7514D • coordinates with counter height tables • metal foot rail • maple frame standard • walnut frame available, specify and add \$186 list	<table border="1"> <thead> <tr> <th>Dimensions</th> <th>D</th> <th>W</th> <th>H</th> </tr> </thead> <tbody> <tr> <td>Overall</td> <td>18 1/4</td> <td>18</td> <td>27 1/2</td> </tr> <tr> <td>Seat</td> <td>14 1/2</td> <td>18</td> <td>24</td> </tr> </tbody> </table>	Dimensions	D	W	H	Overall	18 1/4	18	27 1/2	Seat	14 1/2	18	24	COM \$1,324 A \$1,331 B \$1,343 COL/C \$1,364 D \$1,392 E \$1,415 F \$1,456 G \$1,500 H \$1,537 I \$1,604 J \$1,683 L1 \$1,485 L2 \$1,532
		Dimensions	D	W	H										
Overall	18 1/4	18	27 1/2												
Seat	14 1/2	18	24												
<table border="1"> <thead> <tr> <th>Upholstery</th> <th colspan="3">Shipping</th> </tr> </thead> <tbody> <tr> <td>COM Ydg</td> <td>3/4</td> <td>Ctn Wt</td> <td>18</td> </tr> <tr> <td>COL Sq Ft</td> <td>14</td> <td>Cu Ft</td> <td>7</td> </tr> </tbody> </table>	Upholstery	Shipping			COM Ydg	3/4	Ctn Wt	18	COL Sq Ft	14	Cu Ft	7			
Upholstery	Shipping														
COM Ydg	3/4	Ctn Wt	18												
COL Sq Ft	14	Cu Ft	7												
33 1/2" h Bar Stool 	BU7518D • coordinates with bar height tables • metal foot rail • maple frame standard • walnut frame available, specify and add \$186 list	<table border="1"> <thead> <tr> <th>Dimensions</th> <th>D</th> <th>W</th> <th>H</th> </tr> </thead> <tbody> <tr> <td>Overall</td> <td>19 1/2</td> <td>18</td> <td>33 1/2</td> </tr> <tr> <td>Seat</td> <td>14 1/2</td> <td>18</td> <td>30</td> </tr> </tbody> </table>	Dimensions	D	W	H	Overall	19 1/2	18	33 1/2	Seat	14 1/2	18	30	COM \$1,324 A \$1,331 B \$1,343 COL/C \$1,364 D \$1,392 E \$1,415 F \$1,456 G \$1,500 H \$1,537 I \$1,604 J \$1,683 L1 \$1,485 L2 \$1,532
		Dimensions	D	W	H										
Overall	19 1/2	18	33 1/2												
Seat	14 1/2	18	30												
<table border="1"> <thead> <tr> <th>Upholstery</th> <th colspan="3">Shipping</th> </tr> </thead> <tbody> <tr> <td>COM Ydg</td> <td>3/4</td> <td>Ctn Wt</td> <td>20</td> </tr> <tr> <td>COL Sq Ft</td> <td>14</td> <td>Cu Ft</td> <td>8</td> </tr> </tbody> </table>	Upholstery	Shipping			COM Ydg	3/4	Ctn Wt	20	COL Sq Ft	14	Cu Ft	8			
Upholstery	Shipping														
COM Ydg	3/4	Ctn Wt	20												
COL Sq Ft	14	Cu Ft	8												

BOURNE

To Order, Specify:

- 1 Model Number
- 2 Wood Finish [See Finish Options](#)
 - a.) Maple Finish
 - b.) Walnut Finish - upcharge applies
- 3 Fabric Selection - vendor, pattern and color
 - a.) Seat and Lower Back
 - b.) Upper Back (only available on Dual Textile chairs)
 Visit www.jsifurniture.com/finishes-and-materials/textiles for our textiles program. See selection of standard and graded in manufacturers and patterns.
- 4 Metal Foot Rail Color - [See Metal Foot Rail Color Options](#)
- 5 Optional Rubber Cushion Nylon Glides - no upcharge

Specifications

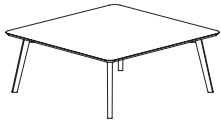
- Wood Species - Maple or Walnut.
- Seats are upholstered with high density polyurethane foam.
- Backs are tapered and upholstered with polyurethane foam.
- Mortise and tenon construction with corner blocks, glue and screws.
- Standard with rubber cushion metal glides.

Description	D	W	H	CTN WT	CU FT	① Model	Essentials Veneer or HPL Laminate Top	Artisan Veneer Top	Solid Surface Top
Rectangular Coffee Table	24	48	17	39	11	BU2448-17TTWL	\$1,682	\$1,751	\$2,696



- ships KD
- knife edge
- walnut legs/apron available, specify and add \$178 list

Square Coffee Table	42	42	17	54	16	BU4242-17TTWL	\$1,753	\$1,824	\$3,926
----------------------------	----	----	----	----	----	----------------------	----------------	----------------	----------------



- ships KD
- knife edge
- walnut legs/apron available, specify and add \$178 list

Round Coffee Table	42	42	17	45	16	BU42-17RDWL	\$1,662	\$1,731	\$3,836
	36	36	17	36	12	BU36-17RDWL	\$1,605	\$1,675	\$3,192

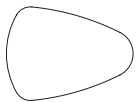


- ships KD
- three legs
- knife edge
- walnut legs/apron available, specify and add \$178 list

Triangular Coffee Table	36	48	17	42	16	BU3648-17PKWL	\$1,667	\$1,735	\$3,840
--------------------------------	----	----	----	----	----	----------------------	----------------	----------------	----------------



- ships KD
- three legs
- knife edge
- walnut legs/apron available, specify and add \$178 list



BOURNE

Description	D	W	H	CTN WT	CU FT	① Model	Essentials Veneer or HPL Laminate Top	Artisan Veneer Top	Solid Surface Top
Square Side Table	20	20	21	22	4	BU2020-21TTWL	\$1,589	\$1,657	\$2,219



- ships KD
- knife edge
- walnut legs/apron available, specify and add \$178 list

Round Side Table	24	24	21	23	6	BU24-21RDWL	\$1,525	\$1,595	\$2,235
------------------	----	----	----	----	---	-------------	---------	---------	---------



- ships KD
- three legs
- knife edge
- walnut legs/apron available, specify and add \$178 list

BOURNE

To Order, Specify:

- ① Model Number
- ② Top Material:
 - a.) Veneer [See Veneer Top Finish Options](#)
 - 1.) Finish Color
 - b.) Laminate [See Laminate Top Finish Options](#)
 - 1.) Laminate Color
 - c.) Solid Surface [See Solid Surface Top Finish Options](#)
- ③ Legs/Apron:
 - a.) Wood Finish [See Wood Finish Options](#)
 - b.) Paint Color [See Paint Color Options](#)

Bryn Order Check List:



Specify:

- 1. Model Number
- 2. Wood Species - Rift Cut White Oak (WK4)
- 3. Wood Finish
- 4. Plastic Color - Extra White (EWM), Gray Screen (GRS), Kiwi Green (KGR), Toile Red (TRD) or Tricorn Black (TBM)
- 5. Metal Frame Tier/ Color:
 - A. Tier 1 - no upcharge
 - B. Tier 2 - add \$155 list
 - C. Tier 3 - add \$176 list
- 6. Fabric Selection - vendor, pattern and color

Example:

BY2103WU (model #)	WK4 (wood species)	BAR (finish)	MBK (metal color)	MOMENTUM (fabric vendor)	VOX (pattern name)	MYSTIC (pattern color)
-----------------------	-----------------------	-----------------	----------------------	-----------------------------	-----------------------	---------------------------

1. Model Number

2. Wood Species - Rift Cut White Oak (WK4)

3. Wood Finish Options:

BAR	Barrel	MIN	Mineral
BRK	Brickdust	MCH	Mocha
BUF	Buff	OBK	Outback
CSK	Cask	PIL	Pilsner
CND	Cinder	PIN	Pinnacle Walnut
CLY	Clay	RAV	Raven
CLR	Clear	RYE	Rye
EGR	Egret	SAB	Sable
FAW	Fawn	SAD	Saddle
FLX	Flax	SIE	Sienna
FLN	Flint	TRF	Truffle
FLO	Florence Walnut	UMB	Umber
LOF	Loft	VAL	Valley
MES	Mesa	WLH	Walnut Heights

4. Plastic Color:

EWM	Extra White	TRD	Toile Red
GRS	Gray Screen	TBM	Tricorn Black
KGR	Kiwi Green		

5. Metal Frame Tier/Color:

Tier 1:

MBK	Matte Black	CHR	Chrome
-----	-------------	-----	--------

Tier 2: add \$155 list

ABZ	Aged Bronze	PEW	Pewter
ASL	Arctic Silver	SBZ	Soft Bronze
BWH	Bright White	SNK	Soft Nickel
GLD	Gold		

Tier 3: add \$176 list

BRD	Beige Red (RAL3012)	SAL	Salmon Orange (RAL2012)
CAR	Carmin Red (RAL3002)	SPB	Sapphire Blue (RAL4007)
COP	Copper Brown (RAL8004)	SGR	Signal Green (RAL6032)
HYL	Honey Yellow (RAL1005)	SIG	Signal Orange (RAL2010)
LGR	Leaf Green (RAL6002)	SGY	Silk Grey (RAL7044)
MHB	Mahogany Brown (RAL8016)	SKY	Sky Blue (RAL5015)
MTQ	Mint Turquoise (RAL6033)	TBL	Traffic Blue (RAL5017)
OGR	Olive Green (RAL6003)	TRD	Traffic Red (RAL3020)
PPV	Purple Violet (RAL4007)	TQP	Turquoise Pastel (RAL6034)
QZG	Quartz Grey (RAL7039)	ZYL	Zinc Yellow (RAL1018)

Chrome Frame dictate chrome glides/ back support bracketry.

Matte Black Frame dictate black glides/ back support bracketry.

All other Frame color dictates chrome glides/back support bracketry.

6. Fabric Selection - Please supply the following:
 Fabric vendor/Pattern name/Pattern color

[For a complete list of JSI Standard and Graded-In Textiles click here](#)

When specifying contrasting upholstery, indicate clearly which upholstery is to be applied to the seat and back. Use higher grade pricing.


- Indicate direction of fabric - Railroaded or Up the Roll
- Please provide illustration, if available

All COM orders must include the following:


- Fabric vendor's name, pattern name and color
- Sample of the fabric attached to order
- Model numbers of items for fabric application
- Special application instructions (e.g., all stripes will be applied front to back unless specified otherwise)
- Customer and purchase order number


Ship prepaid COM material to:
 JSI
 Attn: COM Department
 201 East Martin Street
 Receiving B, Dock 71
 Orleans, IN 47452


Application of fabric:
 Railroaded Up the Roll





All COM orders will ship at standard lead time from receipt of COM except for orders requiring special custom matched finishes.

Description	① Model	Specifications	List Price Per Grade												
Armless Guest Chair  BY2103PP plastic seat	BY2103PP - All Plastic BY2103PU - Uph. Seat · seated height · armless	<table border="1"> <thead> <tr> <th>Dimensions</th> <th>D</th> <th>W</th> <th>H</th> </tr> </thead> <tbody> <tr> <td>Overall</td> <td>22 ¾</td> <td>17 ¼</td> <td>31 ¼</td> </tr> <tr> <td>Seat</td> <td>18</td> <td>17 ¼</td> <td>17 ½</td> </tr> </tbody> </table>	Dimensions	D	W	H	Overall	22 ¾	17 ¼	31 ¼	Seat	18	17 ¼	17 ½	All Plastic \$724 COM \$874 A \$881 B \$893 COL/C \$914 D \$942 E \$965 F \$1,006 G \$1,050 H \$1,087 I \$1,154 J \$1,233 L1 \$1,066 L2 \$1,121
		Dimensions	D	W	H										
Overall	22 ¾	17 ¼	31 ¼												
Seat	18	17 ¼	17 ½												
<table border="1"> <thead> <tr> <th>Upholstery</th> <th colspan="2">Shipping</th> </tr> </thead> <tbody> <tr> <td>COM Ydg</td> <td>¾</td> <td>Ctn Wt 17</td> </tr> <tr> <td>COL Sq Ft</td> <td>14</td> <td>Cu Ft 12</td> </tr> </tbody> </table>	Upholstery	Shipping		COM Ydg	¾	Ctn Wt 17	COL Sq Ft	14	Cu Ft 12						
Upholstery	Shipping														
COM Ydg	¾	Ctn Wt 17													
COL Sq Ft	14	Cu Ft 12													

Description	① Model	Specifications	List Price Per Grade												
Armless Guest Chair  BY2103WW wood seat	BY2103WW - All Wood BY2103WU - Uph. Seat · seated height · armless	<table border="1"> <thead> <tr> <th>Dimensions</th> <th>D</th> <th>W</th> <th>H</th> </tr> </thead> <tbody> <tr> <td>Overall</td> <td>22 ¾</td> <td>17 ¼</td> <td>31 ¼</td> </tr> <tr> <td>Seat</td> <td>18</td> <td>17 ¼</td> <td>17 ½</td> </tr> </tbody> </table>	Dimensions	D	W	H	Overall	22 ¾	17 ¼	31 ¼	Seat	18	17 ¼	17 ½	All Wood \$1,069 COM \$1,073 A \$1,080 B \$1,092 COL/C \$1,113 D \$1,141 E \$1,164 F \$1,205 G \$1,249 H \$1,286 I \$1,353 J \$1,432 L1 \$1,265 L2 \$1,320
		Dimensions	D	W	H										
Overall	22 ¾	17 ¼	31 ¼												
Seat	18	17 ¼	17 ½												
<table border="1"> <thead> <tr> <th>Upholstery</th> <th colspan="2">Shipping</th> </tr> </thead> <tbody> <tr> <td>COM Ydg</td> <td>¾</td> <td>Ctn Wt 17</td> </tr> <tr> <td>COL Sq Ft</td> <td>14</td> <td>Cu Ft 12</td> </tr> </tbody> </table>	Upholstery	Shipping		COM Ydg	¾	Ctn Wt 17	COL Sq Ft	14	Cu Ft 12						
Upholstery	Shipping														
COM Ydg	¾	Ctn Wt 17													
COL Sq Ft	14	Cu Ft 12													

Description	① Model	Specifications	List Price Per Grade												
Armless Guest Chair - Upholstered 	BY2103UU · seated height · armless · upholstered seat and upholstered back	<table border="1"> <thead> <tr> <th>Dimensions</th> <th>D</th> <th>W</th> <th>H</th> </tr> </thead> <tbody> <tr> <td>Overall</td> <td>22 ¾</td> <td>17 ¼</td> <td>31 ¼</td> </tr> <tr> <td>Seat</td> <td>18</td> <td>17 ¼</td> <td>17 ½</td> </tr> </tbody> </table>	Dimensions	D	W	H	Overall	22 ¾	17 ¼	31 ¼	Seat	18	17 ¼	17 ½	COM \$1,072 A \$1,081 B \$1,097 COL/C \$1,125 D \$1,162 E \$1,193 F \$1,248 G \$1,306 H \$1,356 I \$1,445 J \$1,551 L1 \$1,318 L2 \$1,388
Dimensions	D	W	H												
Overall	22 ¾	17 ¼	31 ¼												
Seat	18	17 ¼	17 ½												
		<table border="1"> <thead> <tr> <th>Upholstery</th> <th colspan="2">Shipping</th> </tr> </thead> <tbody> <tr> <td>COM Ydg</td> <td>1</td> <td>Ctn Wt 17</td> </tr> <tr> <td>COL Sq Ft</td> <td>18</td> <td>Cu Ft 12</td> </tr> </tbody> </table>	Upholstery	Shipping		COM Ydg	1	Ctn Wt 17	COL Sq Ft	18	Cu Ft 12				
Upholstery	Shipping														
COM Ydg	1	Ctn Wt 17													
COL Sq Ft	18	Cu Ft 12													

Description	Model	Specifications	List Price Per Grade																
Guest Chair  BY2101PP plastic seat	BY2101PP - All Plastic BY2101PU - Uph. Seat · seated height · arms	<table border="1"> <thead> <tr> <th>Dimensions</th> <th>D</th> <th>W</th> <th>H</th> </tr> </thead> <tbody> <tr> <td>Overall</td> <td>22 ¾</td> <td>21 ¾</td> <td>31 ¼</td> </tr> <tr> <td>Seat</td> <td>18</td> <td>17 ¼</td> <td>17 ½</td> </tr> <tr> <td>Arm</td> <td></td> <td></td> <td>25 ½</td> </tr> </tbody> </table>	Dimensions	D	W	H	Overall	22 ¾	21 ¾	31 ¼	Seat	18	17 ¼	17 ½	Arm			25 ½	All Plastic \$854 COM \$1,006 A \$1,013 B \$1,025 COL/C \$1,046 D \$1,074 E \$1,097 F \$1,138 G \$1,182 H \$1,219 I \$1,286 J \$1,365 L1 \$1,198 L2 \$1,253
		Dimensions	D	W	H														
Overall	22 ¾	21 ¾	31 ¼																
Seat	18	17 ¼	17 ½																
Arm			25 ½																
<table border="1"> <thead> <tr> <th>Upholstery</th> <th colspan="2">Shipping</th> </tr> </thead> <tbody> <tr> <td>COM Ydg</td> <td>¾</td> <td>Ctn Wt 19</td> </tr> <tr> <td>COL Sq Ft</td> <td>14</td> <td>Cu Ft 14</td> </tr> </tbody> </table>	Upholstery	Shipping		COM Ydg	¾	Ctn Wt 19	COL Sq Ft	14	Cu Ft 14										
Upholstery	Shipping																		
COM Ydg	¾	Ctn Wt 19																	
COL Sq Ft	14	Cu Ft 14																	


Guest Chair  BY2101WW wood seat	BY2101WW - All Wood BY2101WU - Uph. Seat · seated height · arms	<table border="1"> <thead> <tr> <th>Dimensions</th> <th>D</th> <th>W</th> <th>H</th> </tr> </thead> <tbody> <tr> <td>Overall</td> <td>22 ¾</td> <td>21 ¾</td> <td>31 ¼</td> </tr> <tr> <td>Seat</td> <td>18</td> <td>17 ¼</td> <td>17 ½</td> </tr> <tr> <td>Arm</td> <td></td> <td></td> <td>25 ½</td> </tr> </tbody> </table>	Dimensions	D	W	H	Overall	22 ¾	21 ¾	31 ¼	Seat	18	17 ¼	17 ½	Arm			25 ½	All Wood \$1,197 COM \$1,204 A \$1,211 B \$1,223 COL/C \$1,244 D \$1,272 E \$1,295 F \$1,336 G \$1,380 H \$1,417 I \$1,484 J \$1,563 L1 \$1,396 L2 \$1,451
		Dimensions	D	W	H														
Overall	22 ¾	21 ¾	31 ¼																
Seat	18	17 ¼	17 ½																
Arm			25 ½																
<table border="1"> <thead> <tr> <th>Upholstery</th> <th colspan="2">Shipping</th> </tr> </thead> <tbody> <tr> <td>COM Ydg</td> <td>¾</td> <td>Ctn Wt 19</td> </tr> <tr> <td>COL Sq Ft</td> <td>14</td> <td>Cu Ft 14</td> </tr> </tbody> </table>	Upholstery	Shipping		COM Ydg	¾	Ctn Wt 19	COL Sq Ft	14	Cu Ft 14										
Upholstery	Shipping																		
COM Ydg	¾	Ctn Wt 19																	
COL Sq Ft	14	Cu Ft 14																	



To Order, Specify:



- 1 Model Number
- 2 Wood Species - Rift Cut White Oak (WK4)
- 3 Wood Finish [See Wood Finish Options](#)
- 4 Plastic Color [See Plastic Color Options](#)
- 5 Metal Frame Color [See Metal Frame Color Options](#)
- 6 Fabric Selection - vendor, pattern and color
 Visit www.jsifurniture.com/finishes-and-materials/textiles for our textiles program. See selection of standard and graded in manufacturers and patterns.


Specifications


- Wood species - Rift Cut White Oak.
- Wall saver feature.
- Standard with felt glides.

Description	① Model	Specifications	List Price Per Grade																																										
Guest Chair 	BY2101UU · seated height · arms · upholstered seat and upholstered back	<table border="1"> <thead> <tr> <th>Dimensions</th> <th>D</th> <th>W</th> <th>H</th> </tr> </thead> <tbody> <tr> <td>Overall</td> <td>22 ¾</td> <td>21 ¾</td> <td>31 ¼</td> </tr> <tr> <td>Seat</td> <td>18</td> <td>17 ¼</td> <td>17 ½</td> </tr> <tr> <td>Arm</td> <td></td> <td></td> <td>25 ½</td> </tr> </tbody> </table>	Dimensions	D	W	H	Overall	22 ¾	21 ¾	31 ¼	Seat	18	17 ¼	17 ½	Arm			25 ½	<table border="1"> <tbody> <tr><td>COM</td><td>\$1,203</td></tr> <tr><td>A</td><td>\$1,212</td></tr> <tr><td>B</td><td>\$1,228</td></tr> <tr><td>COL/C</td><td>\$1,256</td></tr> <tr><td>D</td><td>\$1,293</td></tr> <tr><td>E</td><td>\$1,324</td></tr> <tr><td>F</td><td>\$1,379</td></tr> <tr><td>G</td><td>\$1,437</td></tr> <tr><td>H</td><td>\$1,487</td></tr> <tr><td>I</td><td>\$1,576</td></tr> <tr><td>J</td><td>\$1,682</td></tr> <tr><td>L1</td><td>\$1,449</td></tr> <tr><td>L2</td><td>\$1,519</td></tr> </tbody> </table>	COM	\$1,203	A	\$1,212	B	\$1,228	COL/C	\$1,256	D	\$1,293	E	\$1,324	F	\$1,379	G	\$1,437	H	\$1,487	I	\$1,576	J	\$1,682	L1	\$1,449	L2	\$1,519
		Dimensions	D	W	H																																								
Overall	22 ¾	21 ¾	31 ¼																																										
Seat	18	17 ¼	17 ½																																										
Arm			25 ½																																										
COM	\$1,203																																												
A	\$1,212																																												
B	\$1,228																																												
COL/C	\$1,256																																												
D	\$1,293																																												
E	\$1,324																																												
F	\$1,379																																												
G	\$1,437																																												
H	\$1,487																																												
I	\$1,576																																												
J	\$1,682																																												
L1	\$1,449																																												
L2	\$1,519																																												
<table border="1"> <thead> <tr> <th>Upholstery</th> <th colspan="2">Shipping</th> </tr> </thead> <tbody> <tr> <td>COM Ydg</td> <td>1</td> <td>Ctn Wt 19</td> </tr> <tr> <td>COL Sq Ft</td> <td>18</td> <td>Cu Ft 14</td> </tr> </tbody> </table>		Upholstery	Shipping		COM Ydg	1	Ctn Wt 19	COL Sq Ft	18	Cu Ft 14																																			
Upholstery	Shipping																																												
COM Ydg	1	Ctn Wt 19																																											
COL Sq Ft	18	Cu Ft 14																																											

Description	① Model	Specifications	List Price Per Grade																																								
37" Counter Height Stool  	BY2104PP - All Plastic BY2104PU - Uph. Seat · armless	<table border="1"> <thead> <tr> <th>Dimensions</th> <th>D</th> <th>W</th> <th>H</th> </tr> </thead> <tbody> <tr> <td>Overall</td> <td>19 ¼</td> <td>17</td> <td>37</td> </tr> <tr> <td>Seat</td> <td>16</td> <td>15 ¼</td> <td>25 ⅞</td> </tr> </tbody> </table>	Dimensions	D	W	H	Overall	19 ¼	17	37	Seat	16	15 ¼	25 ⅞	<table border="1"> <tbody> <tr><td>All Plastic</td><td>\$1,098</td></tr> <tr><td>COM</td><td>\$1,249</td></tr> <tr><td>A</td><td>\$1,256</td></tr> <tr><td>B</td><td>\$1,268</td></tr> <tr><td>COL/C</td><td>\$1,289</td></tr> <tr><td>D</td><td>\$1,317</td></tr> <tr><td>E</td><td>\$1,340</td></tr> <tr><td>F</td><td>\$1,381</td></tr> <tr><td>G</td><td>\$1,425</td></tr> <tr><td>H</td><td>\$1,462</td></tr> <tr><td>I</td><td>\$1,529</td></tr> <tr><td>J</td><td>\$1,608</td></tr> <tr><td>L1</td><td>\$1,441</td></tr> <tr><td>L2</td><td>\$1,496</td></tr> </tbody> </table>	All Plastic	\$1,098	COM	\$1,249	A	\$1,256	B	\$1,268	COL/C	\$1,289	D	\$1,317	E	\$1,340	F	\$1,381	G	\$1,425	H	\$1,462	I	\$1,529	J	\$1,608	L1	\$1,441	L2	\$1,496
		Dimensions	D	W	H																																						
Overall	19 ¼	17	37																																								
Seat	16	15 ¼	25 ⅞																																								
All Plastic	\$1,098																																										
COM	\$1,249																																										
A	\$1,256																																										
B	\$1,268																																										
COL/C	\$1,289																																										
D	\$1,317																																										
E	\$1,340																																										
F	\$1,381																																										
G	\$1,425																																										
H	\$1,462																																										
I	\$1,529																																										
J	\$1,608																																										
L1	\$1,441																																										
L2	\$1,496																																										
<table border="1"> <thead> <tr> <th>Upholstery</th> <th colspan="2">Shipping</th> </tr> </thead> <tbody> <tr> <td>COM Ydg</td> <td>¾</td> <td>Ctn Wt 21</td> </tr> <tr> <td>COL Sq Ft</td> <td>14</td> <td>Cu Ft 13</td> </tr> </tbody> </table>		Upholstery	Shipping		COM Ydg	¾	Ctn Wt 21	COL Sq Ft	14	Cu Ft 13																																	
Upholstery	Shipping																																										
COM Ydg	¾	Ctn Wt 21																																									
COL Sq Ft	14	Cu Ft 13																																									

Description	① Model	Specifications	List Price Per Grade																																								
37" Counter Height Stool with Wood Seat and Wood Back  	BY2104WW - All Wood BY2104WU - Uph. Seat · counter height · armless	<table border="1"> <thead> <tr> <th>Dimensions</th> <th>D</th> <th>W</th> <th>H</th> </tr> </thead> <tbody> <tr> <td>Overall</td> <td>19 ¼</td> <td>17</td> <td>37</td> </tr> <tr> <td>Seat</td> <td>16</td> <td>15 ¼</td> <td>25 ⅞</td> </tr> </tbody> </table>	Dimensions	D	W	H	Overall	19 ¼	17	37	Seat	16	15 ¼	25 ⅞	<table border="1"> <tbody> <tr><td>All Wood</td><td>\$1,431</td></tr> <tr><td>COM</td><td>\$1,449</td></tr> <tr><td>A</td><td>\$1,456</td></tr> <tr><td>B</td><td>\$1,468</td></tr> <tr><td>COL/C</td><td>\$1,489</td></tr> <tr><td>D</td><td>\$1,517</td></tr> <tr><td>E</td><td>\$1,540</td></tr> <tr><td>F</td><td>\$1,581</td></tr> <tr><td>G</td><td>\$1,625</td></tr> <tr><td>H</td><td>\$1,662</td></tr> <tr><td>I</td><td>\$1,729</td></tr> <tr><td>J</td><td>\$1,808</td></tr> <tr><td>L1</td><td>\$1,641</td></tr> <tr><td>L2</td><td>\$1,696</td></tr> </tbody> </table>	All Wood	\$1,431	COM	\$1,449	A	\$1,456	B	\$1,468	COL/C	\$1,489	D	\$1,517	E	\$1,540	F	\$1,581	G	\$1,625	H	\$1,662	I	\$1,729	J	\$1,808	L1	\$1,641	L2	\$1,696
		Dimensions	D	W	H																																						
Overall	19 ¼	17	37																																								
Seat	16	15 ¼	25 ⅞																																								
All Wood	\$1,431																																										
COM	\$1,449																																										
A	\$1,456																																										
B	\$1,468																																										
COL/C	\$1,489																																										
D	\$1,517																																										
E	\$1,540																																										
F	\$1,581																																										
G	\$1,625																																										
H	\$1,662																																										
I	\$1,729																																										
J	\$1,808																																										
L1	\$1,641																																										
L2	\$1,696																																										
<table border="1"> <thead> <tr> <th>Upholstery</th> <th colspan="2">Shipping</th> </tr> </thead> <tbody> <tr> <td>COM Ydg</td> <td>¾</td> <td>Ctn Wt 21</td> </tr> <tr> <td>COL Sq Ft</td> <td>14</td> <td>Cu Ft 13</td> </tr> </tbody> </table>		Upholstery	Shipping		COM Ydg	¾	Ctn Wt 21	COL Sq Ft	14	Cu Ft 13																																	
Upholstery	Shipping																																										
COM Ydg	¾	Ctn Wt 21																																									
COL Sq Ft	14	Cu Ft 13																																									

Description	1 Model	Specifications				List Price Per Grade	
37" h Counter Height Stool 	BY2104UU · armless · upholstered seat and upholstered back	Dimensions		D	W	H	COM \$1,445 A \$1,454 B \$1,470 COL/C \$1,498 D \$1,535 E \$1,566 F \$1,621 G \$1,679 H \$1,729 I \$1,818 J \$1,924 L1 \$1,691 L2 \$1,761
		Overall		19 ¼	17	37	
		Seat		16	15 ¼	25 ⅞	
		Upholstery		Shipping			
		COM Ydg		1	Ctn Wt	21	
		COL Sq Ft		18	Cu Ft	13	

40 ¾" h Bar Height Barstool		1 Model	Specifications				List Price Per Grade	
	BY2108PP - All Plastic BY2108PU - Uph. Seat · bar height · armless	Dimensions		D	W	H	All Plastic \$1,130 COM \$1,282 A \$1,289 B \$1,301 COL/C \$1,322 D \$1,350 E \$1,373 F \$1,414 G \$1,458 H \$1,495 I \$1,562 J \$1,641 L1 \$1,474 L2 \$1,529	
		Overall		19 ¼	17	40 ¾		
		Seat		16	15 ¼	29 ¾		
		Upholstery		Shipping				
		COM Ydg		¾	Ctn Wt	22		
		COL Sq Ft		14	Cu Ft	13		

BY2108PP
plastic seat


BY2108PU
uph. seat


To Order, Specify:

- 1 Model Number
- 2 Wood Species - Rift Cut White Oak (WK4)
- 3 Wood Finish [See Wood Finish Options](#)
- 4 Plastic Color [See Plastic Color Options](#)
- 5 Metal Frame Color [See Metal Frame Color Options](#)
- 6 Fabric Selection - vendor, pattern and color
 Visit www.jsifurniture.com/finishes-and-materials/textiles for our textiles program. See selection of standard and graded in manufacturers and patterns.

Specifications

- Wood species - Rift Cut White Oak.
- Wall saver feature.
- Standard with felt glides.

Description	① Model	Specifications	List Price Per Grade																								
40¾" h Bar Height Barstool  BY2108WW wood seat BY2108WU uph. seat	BY2108WW - All Wood BY2108WU - Uph. Seat · bar height · armless	<table border="1"> <thead> <tr> <th>Dimensions</th> <th>D</th> <th>W</th> <th>H</th> </tr> </thead> <tbody> <tr> <td>Overall</td> <td>19 ¼</td> <td>17</td> <td>40 ¾</td> </tr> <tr> <td>Seat</td> <td>16</td> <td>15 ¼</td> <td>29 ¾</td> </tr> <tr> <th colspan="2">Upholstery</th> <th colspan="2">Shipping</th> </tr> <tr> <td>COM Ydg</td> <td>¾</td> <td>Ctn Wt</td> <td>22</td> </tr> <tr> <td>COL Sq Ft</td> <td>14</td> <td>Cu Ft</td> <td>13</td> </tr> </tbody> </table>	Dimensions	D	W	H	Overall	19 ¼	17	40 ¾	Seat	16	15 ¼	29 ¾	Upholstery		Shipping		COM Ydg	¾	Ctn Wt	22	COL Sq Ft	14	Cu Ft	13	All Wood \$1,463 COM \$1,482 A \$1,489 B \$1,501 COL/C \$1,522 D \$1,550 E \$1,573 F \$1,614 G \$1,658 H \$1,695 I \$1,762 J \$1,841 L1 \$1,674 L2 \$1,729
		Dimensions	D	W	H																						
Overall	19 ¼	17	40 ¾																								
Seat	16	15 ¼	29 ¾																								
Upholstery		Shipping																									
COM Ydg	¾	Ctn Wt	22																								
COL Sq Ft	14	Cu Ft	13																								

40¾" h Bar Height Barstool  BY2108UU	BY2108UU · bar height · armless · upholstered seat and upholstered back	<table border="1"> <thead> <tr> <th>Dimensions</th> <th>D</th> <th>W</th> <th>H</th> </tr> </thead> <tbody> <tr> <td>Overall</td> <td>19 ¼</td> <td>17</td> <td>40 ¾</td> </tr> <tr> <td>Seat</td> <td>16</td> <td>15 ¼</td> <td>29 ¾</td> </tr> <tr> <th colspan="2">Upholstery</th> <th colspan="2">Shipping</th> </tr> <tr> <td>COM Ydg</td> <td>1</td> <td>Ctn Wt</td> <td>22</td> </tr> <tr> <td>COL Sq Ft</td> <td>18</td> <td>Cu Ft</td> <td>13</td> </tr> </tbody> </table>	Dimensions	D	W	H	Overall	19 ¼	17	40 ¾	Seat	16	15 ¼	29 ¾	Upholstery		Shipping		COM Ydg	1	Ctn Wt	22	COL Sq Ft	18	Cu Ft	13	COM \$1,476 A \$1,485 B \$1,501 COL/C \$1,529 D \$1,566 E \$1,597 F \$1,652 G \$1,710 H \$1,760 I \$1,849 J \$1,955 L1 \$1,722 L2 \$1,792
		Dimensions	D	W	H																						
Overall	19 ¼	17	40 ¾																								
Seat	16	15 ¼	29 ¾																								
Upholstery		Shipping																									
COM Ydg	1	Ctn Wt	22																								
COL Sq Ft	18	Cu Ft	13																								

To Order, Specify:

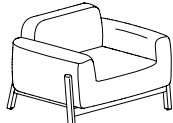
- ① Model Number
- ② Wood Species - Rift Cut White Oak (WK4)
- ③ Wood Finish [See Wood Finish Options](#)
- ④ Plastic Color [See Plastic Color Options](#)
- ⑤ Metal Frame Color [See Metal Frame Color Options](#)
- ⑥ Fabric Selection - vendor, pattern and color
 Visit www.jsifurniture.com/finishes-and-materials/textiles for our textiles program. See selection of standard and graded in manufacturers and patterns.

Specifications

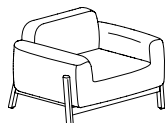
- Wood species - Rift Cut White Oak.
- Wall saver feature.
- Standard with felt glides.

CĀAV - Overview


Freestanding Seating



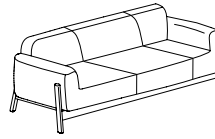
Grand Seat
[See page CV10](#)



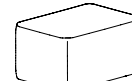
Single Seat
[See page CV10](#)




Two Seat
[See page CV10](#)




Three Seat
[See page CV11](#)



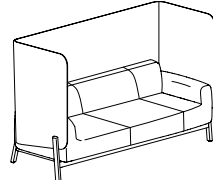
Ottoman
[See page CV17](#)



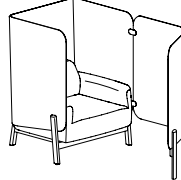
Seat + Surround
[See page CV12](#)



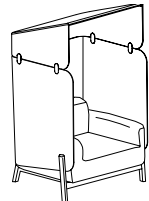
Two Seat + Surround
[See page CV12](#)



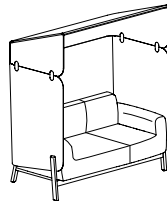
Three Seat + Surround
[See page CV13](#)



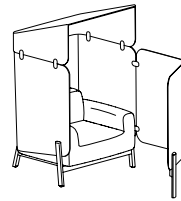
Seat + Surround + Wing
[See page CV15](#)



Seat + Surround + Hood
[See page CV14](#)

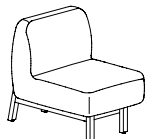


Two Seat + Surround + Hood
[See page CV14](#)

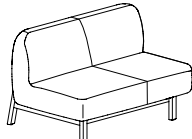


Seat + Surround + Hood + Wing
[See page CV16](#)


Modular Seating



Single Seat
[See page CV18](#)




Two Seat
[See page CV18](#)



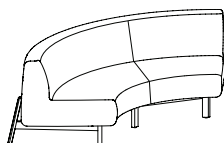
Single Seat w/Arm
[See page CV19](#)



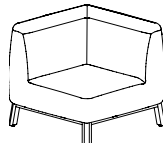
Two Seat w/Arm
[See page CV19](#)



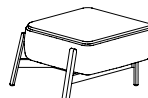
45° Curved Seat
[See page CV20](#)



90° Curved Seat
[See page CV20](#)

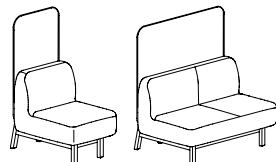


Corner Seat
[See page CV20](#)

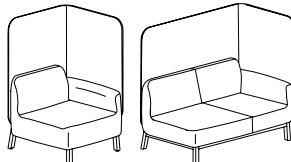


Corner Table
[See page CV21](#)


Modular Seating with Screen



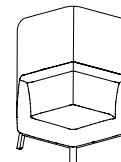
Seat w/52" or 44" h Screen
[See page CV22 or CV24](#)



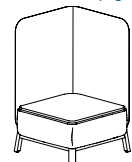
Seat w/Arm and 52" or 44" h Screen
[See page CV23 or CV27](#)



Curved Seat w/52" or 44" h Screen
[See page CV24 or CV28](#)



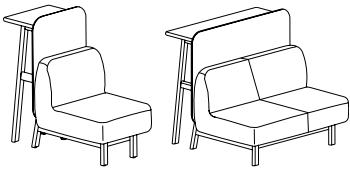
Corner Seat w/52" or 44" h Screen
[See page CV24 or CV28](#)



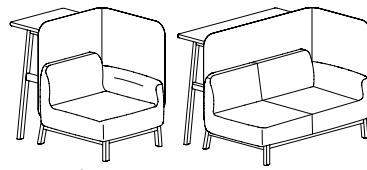
Corner Table w/52" or 44" h Screen
[See page CV25 or CV29](#)

CĀAV - Overview


Modular Seating with Privacy Screen and Stand-Up Surface



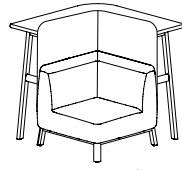
Seat w/Privacy Screen and Stand-Up Surface
[See page CV30](#)



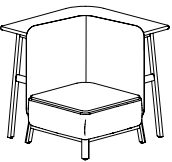
Seat w/Arm and Privacy Screen and Stand-up Surface
[See page CV31](#)



Curved Seat w/Privacy Screen and Stand-Up Surface
[See page CV32](#)

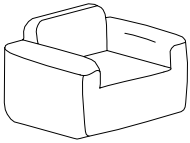


Corner Seat w/Privacy Screen and Stand-Up Surface
[See page CV32](#)




Corner Table w/Privacy Screen and Stand-Up Surface
[See page CV33](#)

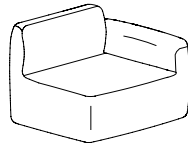
Modular Sectional



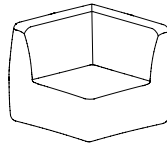
Single Seat Club Chair
[See page CV34](#)



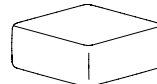
Single Seat Armless
[See page CV34](#)



Single Seat w/Arm
[See page CV34](#)



Corner Seat
[See page CV34](#)



Ottoman
[See page CV35](#)

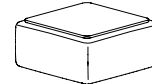
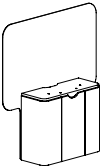
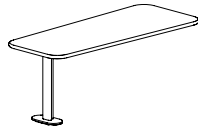


Table
[See page CV35](#)

Media Panel and Runoff Table

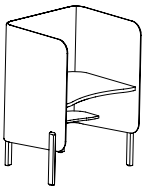


Media Panel for Runoff Table
[See page CV36](#)

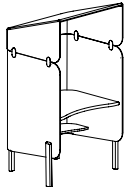


Runoff Table for Media Panel
[See page CV37](#)

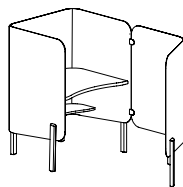
Desk Pods



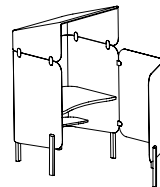
Desk Pod
[See page CV38](#)



Desk Pod w/Hood
[See page CV38](#)



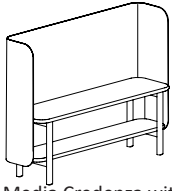
Desk Pod w/Privacy Wing
[See page CV38](#)




Desk Pod w/Privacy Wing & Hood
[See page CV39](#)

CĀAV - Overview

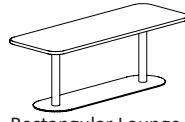
Media Credenza and Work Table



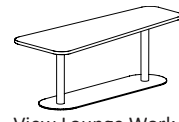
Media Credenza with Privacy Surround
[See page CV40](#)



Media Credenza
[See page CV40](#)

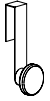


Rectangular Lounge Work Table
[See page CV41](#)

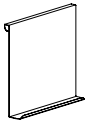


View Lounge Work Table
[See page CV41](#)

Accessories



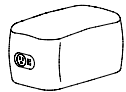
Coat Hook
[See page CV42](#)



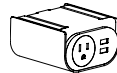
Markerboard
[See page CV42](#)



Sconce Light
[See page CV42](#)



Power Bolster
[See page CV42](#)



Under Surface/Side Mount Power
[See page CV43](#)

C̄AAV Seating Order Check List:



Specify:

- 1. Model Number
- 2. Wood Species - STANDARD Maple (M) - no upcharge; Premium - Walnut (W) or White Oak (O) - upcharge applies
- 3. Wood Finish/Paint Color
- 4. Fabric Selection - vendor, pattern and color
 - Specify Fabric for Seating
 - Specify Fabric for Surrround/Wing/Hood
- 5. Metal Color
- 6. Optional Tablet Arm - Indicate tablet (TBT), left (TBL) or right (TBR); Laminate or Veneer - add \$770 list per arm
- 7. Optional Power - Specify location and add \$429 list; specify color Black (B) or White (W)
 - Chairs - Indicate as seated Right (PUR) or Left (PUL)
 - Ottomans - Indicate Front (PUFR), Back (PUBK) or Both (PUB)

Example:

CVF3440-31 | M | BAR | MOMENTUM | VOX | MYSTIC
 (model #) | (wood species) | (finish) | (fabric vendor) | (pattern name) | (pattern color)

1. Model Number

Wood Finish (cont.)

2. Wood Species - STANDARD Maple (M); Premium - Walnut (W) or White Oak (O); upcharge applies

***Walnut Frame (upcharge applies)**

BRK	Brickdust	PIN	Pinnacle Walnut
CSK	Cask	SIE	Sienna
MES	Mesa	TRF	Truffle
MCH	Mocha	UMB	Umber

3. Wood Finish/Paint Color Options:

Maple Frame

BAR	Barrel	MCH	Mocha
BRK	Brickdust	OBK	Outback
BUF	Buff	PIL	Pilsner
CSK	Cask	PIN	Pinnacle Walnut
CND	Cinder	RAV	Raven
CLY	Clay	RYE	Rye
EGR	Egret	SAB	Sable
FAW	Fawn	SAD	Saddle
FLX	Flax	SIE	Sienna
FLN	Flint	TRF	Truffle
FLO	Florence Walnut	UMB	Umber
LOF	Loft	VAL	Valley
MES	Mesa	WLH	Walnut Heights
MIN	Mineral		

***White Oak Frame (upcharge applies)**

BAR	Barrel	LOF	Loft
BUF	Buff	MIN	Mineral
CSK	Cask	RAV	Raven
CND	Cinder	RYE	Rye
EGR	Egret	SAB	Sable
FAW	Fawn	SAD	Saddle
FLN	Flint	UMB	Umber

Paint Color - Add \$47 list per item

BKD	Backdrop	NVL	Novel Lilac
BFX	Black Fox	PPL	Patchwork Plum
BRV	Bravado Red	PGR	Pewter Green
BWH	Bright White	QAL	Queen Anne Lilac
BRF	Broccoflower	RPT	Redend Point
BTT	Butternut	ROS	Rose Tan
CCY	Canyon Clay	SAU	Saucy Gold
CHT	Chatroom	SVP	Silverplate
DEN	Denim	SKS	Skyline Steel
GAL	Gale Force	STM	Storm
GRV	Greek Villa	TRC	Tricorn Black
KGR	Kendal Green	UKH	Universal Khaki
NWH	Nonchalant White	WBL	Windy Blue

4. Fabric Selection - Please supply the following:
 Fabric vendor/ Pattern name/ Pattern color

[For a complete list of JSI Standard and Graded-In Textiles click here](#)

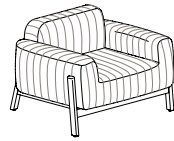
- Indicate direction of fabric - Railroaded or Up the Roll
- Please provide illustration, if available

All COM orders must include the following:


- Vendor's name, pattern name and color
- Sample of the fabric attached to the order
- Model numbers of items for fabric application
- Special application instructions
- Customer and purchase order number

***Note:** Walnut and White Oak Solid Hardwoods are Premium materials and an upcharge applies. Associated upcharges are located in the bullet points under units where applicable.

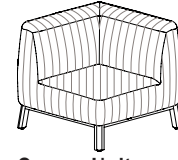
Ship prepaid COM material to:
 JSI
 Attn: COM Department
 201 East Martin Street
 Receiving B, Dock 71
 Orleans, IN 47452



Seating: Up the Roll



Privacy Screens: Railroad
 *Leather unavailable



Corner Units:
 Seat surfaces run diagonal

All COM orders will ship at standard lead time from receipt of COM except for orders requiring special custom matched finishes.

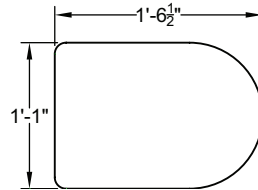
5. Metal Color

- | | |
|-------------------|-----------------|
| ABZ Aged Bronze | PEW Pewter |
| ASL Arctic Silver | SBZ Soft Bronze |
| GLD Gold | SNK Soft Nickel |
| MBK Matte Black | |

JSI's extended powdercoat program of bright colors is available, upon request. Contact Customer Service for a specific quote based on qty of units.

6. Optional Tablet Arm

All arms on Freestanding, Modular and Sectional units are available with an optional tablet arm. The double-pivot mechanism allows the surface to be placed closer to the user. The recommended weight limit for the tablet is 75lbs.



top view

Specify Tablet Arm Left (TBL), Right (TBR), or (TBB) and add \$770 list each for laminate or veneer Veneer tablet arm matches wood finish selected, see page [CV4](#)

HPL Wood Grain Pattern Laminates

- | | |
|---------------------|---------------------|
| BEL Belair | MIN Mineral |
| BRK Brickdust | MCH Mocha |
| CSK Cask | OBK Outback |
| CLY Clay | PIL Pilsner |
| EGR Egret | PIN Pinnacle Walnut |
| FAW Fawn | UMB Umber |
| FLN Flint | VAL Valley |
| FLO Florence Walnut | WLH Walnut Heights |
| LOF Loft | WEA Weathered Ash |
| MES Mesa | |


HPL Solid Laminates

- | | |
|--------------------|----------------|
| ALB Alabaster | SHD Shadow |
| BLK Black | SLG Slate Grey |
| BBL Bridal Blanco | ZEN Zen Grey |
| DWH Designer White | |

7. Optional Power

Specify location as seated in right (PUR) or left (PUL), and select color choice of Black (B) or White (W); add \$429 list per location. In ottomans, specify Back (PUBK), Front (PUFR) or Both (PUB).

CĀAV Desk Pod Order Check List:



Specify:

- 1. Model Number
- 2. Fabric Selection - Vendor, pattern and color
- 3. Desk Surface Material
 - a.) Laminate - Specify Laminate with PVC edge
 - b.) Veneer - Specify Essentials or Artisan Veneer
- 3a. Leg Wood Finish
 - a.) Solid Wood Finish
 - b.) Paint Color
- 4. Metal Color
- 5. Optional Power - specify color Black (B) or White (W) - add \$429 list

Example:

CVD3439-52 | Momentum | VOX | MYSTIC | L | ALB | BAR | SNK
 (model #) | (fabric vendor) | (pattern name) | (pattern color) | (laminate) | (alabaster) | (barrel) | (soft nickel)

1. Model Number

2. Fabric Selection - Please supply the following:

Fabric vendor/ Pattern name/ Pattern color

[For a complete list of JSI Standard and Graded-In Textiles click here](#)

- Indicate direction of fabric - Railroaded or Up the Roll
- Please provide illustration, if available

All COM orders must include the following:

- Vendor's name, pattern name and color
- Sample of the fabric attached to the order
- Model numbers of items for fabric application
- Special application instructions
- Customer and purchase order number

Ship prepaid COM

material to:

JSI
 Attn: COM Department
 201 East Martin Street
 Receiving B, Dock 71
 Orleans, IN 47452

All COM orders will ship at standard lead time from receipt of COM except for orders requiring special custom matched finishes.

3. Desk Material - Laminate (L) or Veneer (V)

Laminate with PVC Edge

HPL Wood Grain Pattern Laminates

BEL	Belair	MIN	Mineral
BRK	Brickdust	MCH	Mocha
CSK	Cask	OBK	Outback
CLY	Clay	PIL	Pilsner
EGR	Egret	PIN	Pinnacle Walnut
FAW	Fawn	UMB	Umber
FLN	Flint	VAL	Valley
FLO	Florence Walnut	WLH	Walnut Heights
LOF	Loft	WEA	Weathered Ash
MES	Mesa		

HPL Solid Laminates

ALB	Alabaster	SHD	Shadow
BLK	Black	SLG	Slate Grey
BBL	Bridal Blanco	ZEN	Zen Grey
DWH	Designer White		

ESS Essentials Veneer Collection - with Bullnose Edge

BRK	Brickdust	MIN	Mineral
CSK	Cask	MCH	Mocha
CLY	Clay	OBK	Outback
FAW	Fawn	PIL	Pilsner
FLX	Flax	SIE	Sienna
FLN	Flint	TRF	Truffle
LOF	Loft	UMB	Umber
MES	Mesa	VAL	Valley

ART Artisan Veneer Collection - with Bullnose Edge

BAR	Barrel	RAV	Raven
BUF	Buff	RYE	Rye
CND	Cinder	SAB	Sable
EGR	Egret	SAD	Saddle

3a. Leg Selection:

Solid Wood Finishes:

BAR Barrel [‡]	MCH Mocha [‡]
BRK Brickdust [‡]	OBK Outback
BUF Buff [‡]	PIL Pilsner
CSK Cask [‡]	PIN Pinnacle Walnut [‡]
CND Cinder [‡]	RAV Raven [‡]
CLY Clay	RYE Rye [‡]
EGR Egret [‡]	SAB Sable [‡]
FAW Fawn [‡]	SAD Saddle [‡]
FLX Flax	SIE Sienna [‡]
FLN Flint [‡]	TRF Truffle [‡]
FLO Florence Walnut	UMB Umber [‡]
LOF Loft [‡]	VAL Valley
MES Mesa [‡]	WLH Walnut Heights
MIN Mineral [‡]	

Finishes may be specified to have Maple, Walnut or White Oak Leg.

[‡]Walnut will have an upcharge.

[‡]White Oak will have an upcharge.

Paint Color - Add \$47 list per item

BKD Backdrop	NVL Novel Lilac
BFX Black Fox	PPL Patchwork Plum
BRV Bravado Red	PGR Pewter Green
BWH Bright White	QAL Queen Anne Lilac
BRF Broccoflower	RPT Redend Point
BTT Butternut	ROS Rose Tan
CCY Canyon Clay	SAU Saucy Gold
CHT Chatroom	SVP Silverplate
DEN Denim	SKS Skyline Steel
GAL Gale Force	STM Storm
GRV Greek Villa	TRC Tricorn Black
KGR Kendal Green	UKH Universal Khaki
NWH Nonchalant White	WBL Windy Blue

4. Metal Color

ABZ Aged Bronze	PEW Pewter
ASL Arctic Silver	SBZ Soft Bronze
GLD Gold	SNK Soft Nickel
MBK Matte Black	

JSI's extended powdercoat program of bright colors is available, upon request.

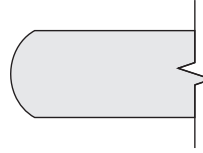
Contact Customer Service for a specific quote based on quantity of units.

5. Optional Power

- Specify color choice of Black (B) or White (W) and add \$429 list

Edge Profile

All veneer desks, tables, stand-up surfaces and tablet arms have a bullnose edge detail. The edge is solid lumber. All laminate desks, tables, stand-up surfaces and tablet arms have a matching PVC eased edge.



Bullnose Edge

Standard on veneer worksurface tops

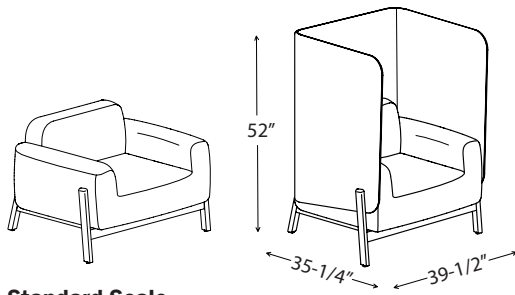


Eased Edge (R3)

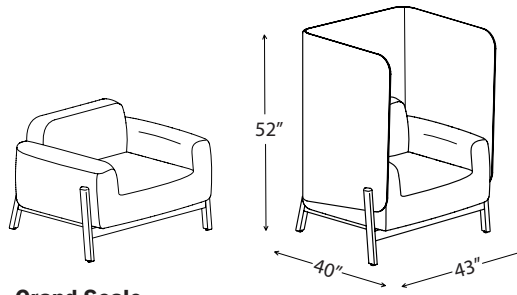
Standard on laminate worksurface tops

Lounge Scale

Freestanding, single seat lounge units are available in two sizes. Grand scale units offer generous comfort and accommodate a variety of lounge postures. Standard scale units offer the same comfort level in a smaller footprint and are more manageable to handle & install.



Standard Scale




Grand Scale

Note: Units with Privacy Surrounds may not fit through standard building doorways.

H-brackets

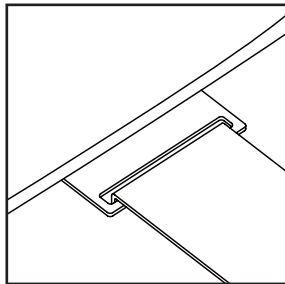
Privacy Hoods and Privacy Wings attach in the field with H-Brackets. The metal color selected on each seating unit will apply to these brackets.



Aged Bronze, Matte Black & Pewter Brackets will have black bolts
 Arctic Silver, Soft Bronze, Gold & Soft Nickel Brackets will have nickel bolts

Modular linking bracket

Linking brackets are installed on Modular and Sectional seating units. These brackets are gravity-engaged and are intended to help link and align adjacent units. Brackets can be removed on exposed ends.



Leg-based Modular units connect with other Leg-based Modular units on ends without arms.



Sectional units connect with other Sectional units on ends without arms.


Lighting



Sconce Lamp

- Accessory sconce
- Cord-mounted rocker switch
- 15' - three prong Graphite fabric power cord
- Field installed
- Maximum 60 watt light bulb, NOT included/LED bulb recommended

Power



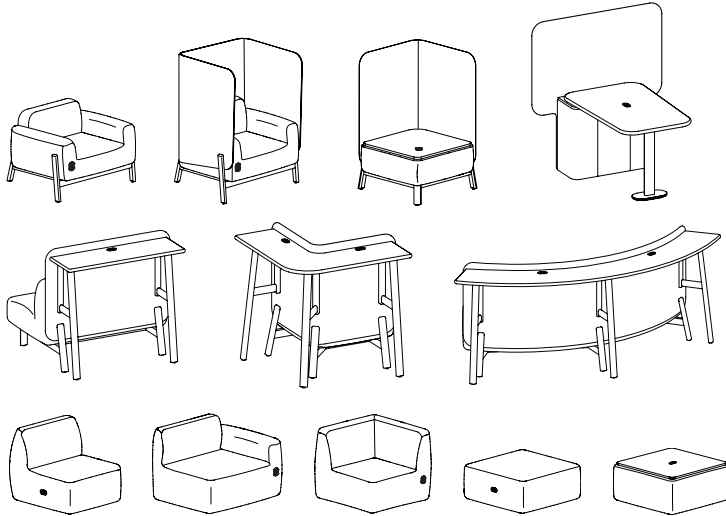
EC46 - FlushMount

- Integrated simplex receptacle and two USB-A/9' - three prong Graphite fabric power cord/factory installed.
- Order as option, specify Black (B) or White (W).



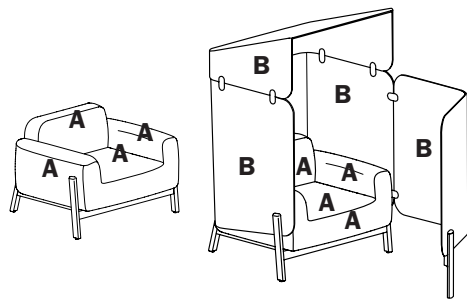
EC47 - Under/Side Mount

- Simplex receptacle and two USB-A/9' - three prong Graphite fabric power cord/field installed.
- Mounts under table surface or to side of armless modular seat.
- Order separately, specify Black (B) or White (W).



Contrasting Upholstery

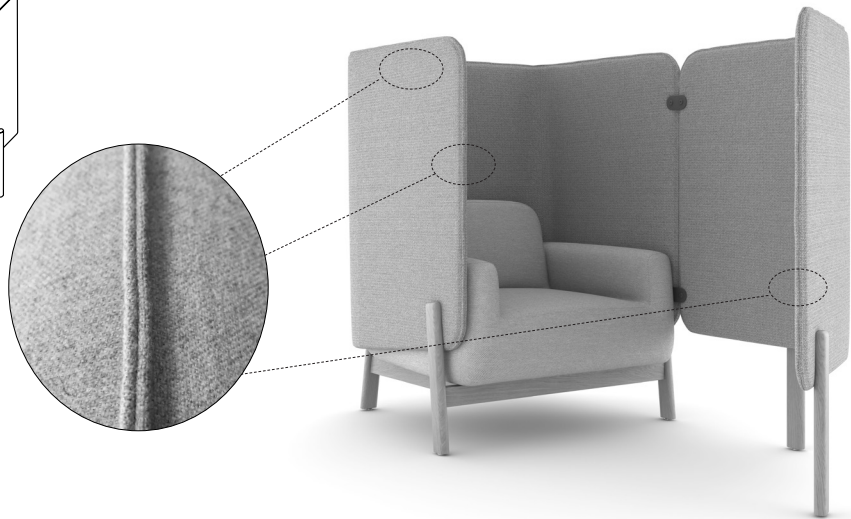
Units with privacy elements can be specified with contrasting upholstery. When specified, the unit will be priced based on the highest grade fabric selected. Specify the (A) chair fabric and (B) privacy fabric on your order.

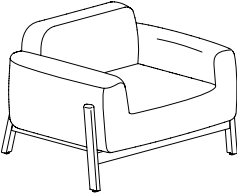
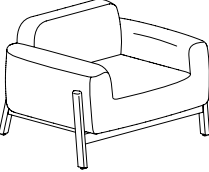
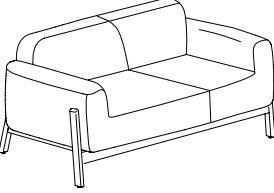


Upholstery Detail - False Welt

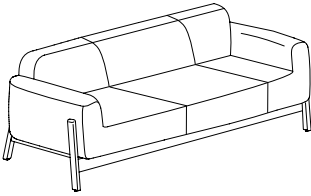
False Welt - Double fold upholstery seam detail is present on Caav privacy screens. An integral part of the upholstery application, the false welt creates a defined line while maintaining flexibility for ultimate casual comfort.

Note: Large scale and geometric patterns applied over Caav's soft contours and false welt details will impact the pattern visual. Solid colors are recommended, particularly on the seating.



Description	① Model	Specifications	List Price Per Grade																												
Single Seat Grand Scale 	CVF3843-31 · maple legs standard · walnut or white oak legs available, specify and add \$390 list · tablet arm available, specify and add \$770 list, indicate right or left as seated and finish or laminate · power available in the front of the upholstered chair, specify and add \$429 list, indicate right or left as seated and color	<table border="1"> <thead> <tr> <th>Dimensions</th> <th>D</th> <th>W</th> <th>H</th> </tr> </thead> <tbody> <tr> <td>Overall</td> <td>37 ¾</td> <td>43</td> <td>30 ½</td> </tr> <tr> <td>Seat</td> <td>21</td> <td>25</td> <td>17 ¾</td> </tr> <tr> <td>Arm</td> <td></td> <td></td> <td>25</td> </tr> <tr> <th colspan="2">Upholstery</th> <th colspan="2">Shipping</th> </tr> <tr> <td>COM Ydg</td> <td>5 ¼</td> <td>Ctn Wt</td> <td>86</td> </tr> <tr> <td>COL Sq Ft</td> <td>126</td> <td>Cu Ft</td> <td>33</td> </tr> </tbody> </table>	Dimensions	D	W	H	Overall	37 ¾	43	30 ½	Seat	21	25	17 ¾	Arm			25	Upholstery		Shipping		COM Ydg	5 ¼	Ctn Wt	86	COL Sq Ft	126	Cu Ft	33	COM \$3,675 A \$3,718 B \$3,804 COL/C \$3,953 D \$4,146 E \$4,309 F \$4,595 G \$4,901 H \$5,163 I \$5,632 J \$6,188 L1 \$5,453 L2 \$5,943
		Dimensions	D	W	H																										
Overall	37 ¾	43	30 ½																												
Seat	21	25	17 ¾																												
Arm			25																												
Upholstery		Shipping																													
COM Ydg	5 ¼	Ctn Wt	86																												
COL Sq Ft	126	Cu Ft	33																												
Single Seat 	CVF3440-31 · maple legs standard · walnut or white oak legs available, specify and add \$370 list · tablet arm available, specify and add \$770 list, indicate right or left as seated and finish or laminate · power available in the front of the upholstered chair, specify and add \$429 list, indicate right or left as seated and color	<table border="1"> <thead> <tr> <th>Dimensions</th> <th>D</th> <th>W</th> <th>H</th> </tr> </thead> <tbody> <tr> <td>Overall</td> <td>34 ¼</td> <td>39 ½</td> <td>30 ½</td> </tr> <tr> <td>Seat</td> <td>21</td> <td>23 ½</td> <td>17 ¾</td> </tr> <tr> <td>Arm</td> <td></td> <td></td> <td>25</td> </tr> <tr> <th colspan="2">Upholstery</th> <th colspan="2">Shipping</th> </tr> <tr> <td>COM Ydg</td> <td>5</td> <td>Ctn Wt</td> <td>73</td> </tr> <tr> <td>COL Sq Ft</td> <td>120</td> <td>Cu Ft</td> <td>27</td> </tr> </tbody> </table>	Dimensions	D	W	H	Overall	34 ¼	39 ½	30 ½	Seat	21	23 ½	17 ¾	Arm			25	Upholstery		Shipping		COM Ydg	5	Ctn Wt	73	COL Sq Ft	120	Cu Ft	27	COM \$3,473 A \$3,514 B \$3,596 COL/C \$3,738 D \$3,921 E \$4,077 F \$4,349 G \$4,641 H \$4,891 I \$5,337 J \$5,866 L1 \$5,166 L2 \$5,633
		Dimensions	D	W	H																										
Overall	34 ¼	39 ½	30 ½																												
Seat	21	23 ½	17 ¾																												
Arm			25																												
Upholstery		Shipping																													
COM Ydg	5	Ctn Wt	73																												
COL Sq Ft	120	Cu Ft	27																												
Two Seat 	CVF3464-31 · maple legs standard · walnut or white oak legs available, specify and add \$487 list · tablet arm available, specify and add \$770 list per arm, indicate right, left, or both as seated and finish or laminate · power available in the front of the upholstered chair, specify and add \$429 list, indicate right, left or both as seated and color	<table border="1"> <thead> <tr> <th>Dimensions</th> <th>D</th> <th>W</th> <th>H</th> </tr> </thead> <tbody> <tr> <td>Overall</td> <td>34 ¼</td> <td>63 ½</td> <td>30 ½</td> </tr> <tr> <td>Seat</td> <td>21</td> <td>47 ½</td> <td>17 ¾</td> </tr> <tr> <td>Arm</td> <td></td> <td></td> <td>25</td> </tr> <tr> <th colspan="2">Upholstery</th> <th colspan="2">Shipping</th> </tr> <tr> <td>COM Ydg</td> <td>6</td> <td>Ctn Wt</td> <td>107</td> </tr> <tr> <td>COL Sq Ft</td> <td>144</td> <td>Cu Ft</td> <td>44</td> </tr> </tbody> </table>	Dimensions	D	W	H	Overall	34 ¼	63 ½	30 ½	Seat	21	47 ½	17 ¾	Arm			25	Upholstery		Shipping		COM Ydg	6	Ctn Wt	107	COL Sq Ft	144	Cu Ft	44	COM \$4,498 A \$4,548 B \$4,645 COL/C \$4,816 D \$5,036 E \$5,222 F \$5,549 G \$5,899 H \$6,199 I \$6,735 J \$7,370 L1 \$6,530 L2 \$7,090
		Dimensions	D	W	H																										
Overall	34 ¼	63 ½	30 ½																												
Seat	21	47 ½	17 ¾																												
Arm			25																												
Upholstery		Shipping																													
COM Ydg	6	Ctn Wt	107																												
COL Sq Ft	144	Cu Ft	44																												

C̄AAV


Description	① Model	Specifications			List Price Per Grade		
		Dimensions	D	W	H	COM	
Three Seat 	CVF3488-31 <ul style="list-style-type: none"> maple legs standard walnut or white oak legs available, specify and add \$608 list tablet arm available, specify and add \$770 list per arm, indicate right, left, or both as seated and finish or laminate power available in the front of the upholstered chair, specify and add \$429 list, indicate right, left or both as seated and color 	Overall	34 ¼	87 ½	30 ½	COM	\$5,425
		Seat	21	71 ½	17 ¾	COL/C	\$5,796
		Arm			25	D	\$6,052
		Upholstery		Shipping		E	\$6,270
		COM Ydg	7	Ctn Wt	141	F	\$6,651
		COL Sq Ft	168	Cu Ft	60	G	\$7,060
						H	\$7,409
						I	\$8,035
						J	\$8,775
						L1	\$7,795
						L2	\$8,449


To Order, Specify:


- ① Model Number
- ② Wood Species
 - a.) Maple (M)
 - b.) Walnut (W) - upcharge applies
 - c.) White Oak (O) - upcharge applies
- ③ Wood Finish/Paint Color [See Wood Finish/Color Options](#)
- ④ Fabric Selection - vendor, pattern and color
 Visit www.jsifurniture.com/finishes-and-materials/textiles for our textiles program. See selection of standard and graded in manufacturers and patterns.
- ⑤ Optional Tablet Arm - indicate left (TBL) or right arm (TBR) as seated; Laminate (L) or Veneer (V)
- ⑥ Optional Power Unit - Black (B) or White (W); indicate left (PUL), right (PUR) or both left and right (PUB) arms as seated


Specifications

- chair frame is puzzle jointed plywood construction
- back has a 3 7/8" tapered multi-density high resilience polyurethane foam
- arm has 3" multi-density polyurethane foam
- seat has synthetic sheet webbing and 5" multi-density high resilience polyurethane foam
- solid hardwood exterior frame
- mortise and tenon construction with corner blocks, glue and screws
- standard with rubber cushion adjustable metal leveling glides

Description	① Model	Specifications	List Price Per Grade																												
Single Seat with Privacy Surround Grand Scale  note: does not fit through standard single doorway	CVF4043-52 <ul style="list-style-type: none"> · maple legs standard · walnut or white oak legs available, specify and add \$390 list · ships assembled · specify upholstery on seat separately from upholstery on surround · tablet arm available, specify and add \$770 list, indicate right or left as seated and finish or laminate · power available in the front of the upholstered chair, specify and add \$429 list, indicate right or left as seated and color 	<table border="1"> <thead> <tr> <th>Dimensions</th> <th>D</th> <th>W</th> <th>H</th> </tr> </thead> <tbody> <tr> <td>Overall</td> <td>40</td> <td>43</td> <td>52</td> </tr> <tr> <td>Seat</td> <td>21</td> <td>25</td> <td>17 ¾</td> </tr> <tr> <td>Arm</td> <td></td> <td></td> <td>25</td> </tr> </tbody> </table>	Dimensions	D	W	H	Overall	40	43	52	Seat	21	25	17 ¾	Arm			25	<table border="1"> <thead> <tr> <th colspan="2">Upholstery</th> <th colspan="2">Shipping</th> </tr> </thead> <tbody> <tr> <td>COM Ydg</td> <td>12</td> <td>Ctn Wt</td> <td>194</td> </tr> <tr> <td>COL Sq Ft</td> <td>126</td> <td>Cu Ft</td> <td>65</td> </tr> </tbody> </table>	Upholstery		Shipping		COM Ydg	12	Ctn Wt	194	COL Sq Ft	126	Cu Ft	65
		Dimensions	D	W	H																										
Overall	40	43	52																												
Seat	21	25	17 ¾																												
Arm			25																												
Upholstery		Shipping																													
COM Ydg	12	Ctn Wt	194																												
COL Sq Ft	126	Cu Ft	65																												
		*screen available in fabric only, no leather																													
			COM \$5,542 A \$5,641 B \$5,836 COL/C \$6,178 D \$6,617 E \$6,990 F \$7,644 G \$8,344 H \$8,943 I \$10,015 J \$11,285 L1 \$9,231 L2 \$10,259																												

Single Seat with Privacy Surround 	CVF3540-52 <ul style="list-style-type: none"> · maple legs standard · walnut or white oak legs available, specify and add \$370 list · ships assembled · specify upholstery on seat separately from upholstery on surround · tablet arm available, specify and add \$770 list, indicate right or left as seated and finish or laminate · power available in the front of the upholstered chair, specify and add \$429 list, indicate right or left as seated and color 	<table border="1"> <thead> <tr> <th>Dimensions</th> <th>D</th> <th>W</th> <th>H</th> </tr> </thead> <tbody> <tr> <td>Overall</td> <td>35 ¼</td> <td>39 ½</td> <td>52</td> </tr> <tr> <td>Seat</td> <td>21</td> <td>23 ½</td> <td>17 ¾</td> </tr> <tr> <td>Arm</td> <td></td> <td></td> <td>25</td> </tr> </tbody> </table>	Dimensions	D	W	H	Overall	35 ¼	39 ½	52	Seat	21	23 ½	17 ¾	Arm			25	<table border="1"> <thead> <tr> <th colspan="2">Upholstery</th> <th colspan="2">Shipping</th> </tr> </thead> <tbody> <tr> <td>COM Ydg</td> <td>11</td> <td>Ctn Wt</td> <td>176</td> </tr> <tr> <td>COL Sq Ft</td> <td>120</td> <td>Cu Ft</td> <td>53</td> </tr> </tbody> </table>	Upholstery		Shipping		COM Ydg	11	Ctn Wt	176	COL Sq Ft	120	Cu Ft	53
		Dimensions	D	W	H																										
Overall	35 ¼	39 ½	52																												
Seat	21	23 ½	17 ¾																												
Arm			25																												
Upholstery		Shipping																													
COM Ydg	11	Ctn Wt	176																												
COL Sq Ft	120	Cu Ft	53																												
		*screen available in fabric only, no leather																													
			COM \$5,236 A \$5,326 B \$5,505 COL/C \$5,819 D \$6,221 E \$6,564 F \$7,163 G \$7,805 H \$8,354 I \$9,337 J \$10,500 L1 \$8,618 L2 \$9,560																												

Two Seat with Privacy Surround 	CVF3564-52 <ul style="list-style-type: none"> · maple legs standard · walnut or white oak legs available, specify and add \$487 list · seat and surround ship assembled · specify upholstery on seat separately from upholstery on surround · tablet arm available, specify and add \$770 list per arm, indicate right, left, or both as seated and finish or laminate · power available in the front of the upholstered chair, specify and add \$429 list, indicate right, left or both as seated and color 	<table border="1"> <thead> <tr> <th>Dimensions</th> <th>D</th> <th>W</th> <th>H</th> </tr> </thead> <tbody> <tr> <td>Overall</td> <td>35 ¼</td> <td>65 ½</td> <td>52</td> </tr> <tr> <td>Seat</td> <td>21</td> <td>47 ½</td> <td>17 ¾</td> </tr> <tr> <td>Arm</td> <td></td> <td></td> <td>25</td> </tr> </tbody> </table>	Dimensions	D	W	H	Overall	35 ¼	65 ½	52	Seat	21	47 ½	17 ¾	Arm			25	<table border="1"> <thead> <tr> <th colspan="2">Upholstery</th> <th colspan="2">Shipping</th> </tr> </thead> <tbody> <tr> <td>COM Ydg</td> <td>13 ½</td> <td>Ctn Wt</td> <td>243</td> </tr> <tr> <td>COL Sq Ft</td> <td>144</td> <td>Cu Ft</td> <td>85</td> </tr> </tbody> </table>	Upholstery		Shipping		COM Ydg	13 ½	Ctn Wt	243	COL Sq Ft	144	Cu Ft	85
		Dimensions	D	W	H																										
Overall	35 ¼	65 ½	52																												
Seat	21	47 ½	17 ¾																												
Arm			25																												
Upholstery		Shipping																													
COM Ydg	13 ½	Ctn Wt	243																												
COL Sq Ft	144	Cu Ft	85																												
		*screen available in fabric only, no leather																													
			COM \$6,599 A \$6,710 B \$6,930 COL/C \$7,314 D \$7,808 E \$8,228 F \$8,964 G \$9,752 H \$10,426 I \$11,632 J \$13,060 L1 \$10,750 L2 \$11,905																												

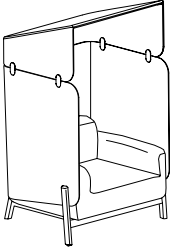
Description	Model	Specifications			List Price Per Grade			
		Dimensions	D	W	H	COM		
Three Seat with Privacy Surround 	CVF3588-52 • maple legs standard • walnut or white oak legs available, specify and add \$608 list • seat and surround ship assembled • specify upholstery on seat separately from upholstery on surround • power available in the front of the upholstered chair, specify and add \$429 list, indicate right, left or both as seated and color	Overall	35 1/4	87 1/2	52	\$7,604		
		Seat	21	71 1/2	17 3/4			
		Arm			25			
		Upholstery		Shipping				
		COM Ydg	15 3/4	Ctn Wt	273			
		COL Sq Ft	168	Cu Ft	112			
		*screen available in fabric only, no leather						
							COL/C \$8,438	
							D \$9,015	
							E \$9,505	
							F \$10,363	
							G \$11,282	
							H \$12,068	
							I \$13,475	
							J \$15,141	
							L1 \$12,446	
							L2 \$13,794	

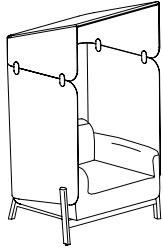
To Order, Specify:

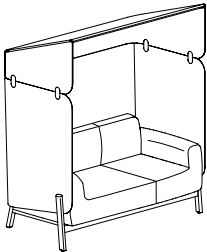
- 1 Model Number
- 2 Wood Species
 - a.) Maple (M)
 - b.) Walnut (W) - upcharge applies
 - c.) White Oak (O) - upcharge applies
- 3 Wood Finish/Paint Color [See Wood Finish/Color Options](#)
- 4 Fabric Selection - vendor, pattern and color
 Visit www.jsifurniture.com/finishes-and-materials/textiles for our textiles program. See selection of standard and graded in manufacturers and patterns.
- 5 Optional Tablet Arm - indicate left (TBL) or right arm (TBR) as seated; Laminate (L) or Veneer (V)
- 6 Optional Power Unit - Black (B) or White (W); indicate left (PUL) or right (PUR) arms as seated

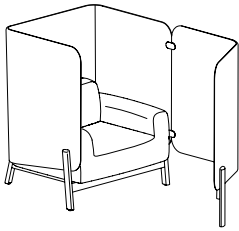
Specifications

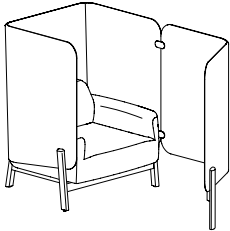
- chair frame is puzzle jointed plywood construction
- back has a 3 7/8" tapered multi-density high resilience polyurethane foam
- arm has 3" multi-density polyurethane foam
- seat has synthetic sheet webbing and 5" multi-density high resilience polyurethane foam
- solid hardwood exterior frame
- mortise and tenon construction with corner blocks, glue and screws
- standard with rubber cushion adjustable metal leveling glides
- surround produced from molded plywood construction
- railroad upholstery on screens
- chair and privacy surround ships assembled
- privacy wing and hood requires field installation
- false welt detail around the perimeter of surround

Description	① Model	Specifications	List Price Per Grade																																																			
Single Seat with Privacy Surround and Hood Grand Scale	CVF4043-72 <ul style="list-style-type: none"> · maple legs standard · walnut or white oak legs available, specify and add \$390 list · seat and surround ship assembled - hood ships separately · specify upholstery on seat separately from upholstery on surround/hood · tablet arm available, specify and add \$770 list, indicate right or left as seated and finish or laminate · power available in the front of the upholstered chair, specify and add \$429 list, indicate right or left as seated and color 	<table border="1"> <thead> <tr> <th>Dimensions</th> <th>D</th> <th>W</th> <th>H</th> </tr> </thead> <tbody> <tr> <td>Overall</td> <td>40</td> <td>43</td> <td>72</td> </tr> <tr> <td>Seat</td> <td>21</td> <td>25</td> <td>17 ¾</td> </tr> <tr> <td>Arm</td> <td></td> <td></td> <td>25</td> </tr> </tbody> </table> <table border="1"> <thead> <tr> <th>Upholstery</th> <th colspan="2">Shipping</th> </tr> </thead> <tbody> <tr> <td>COM Ydg</td> <td>18</td> <td>Ctn Wt 259</td> </tr> <tr> <td>COL Sq Ft</td> <td>126</td> <td>Cu Ft 86</td> </tr> </tbody> </table> <p>*screen available in fabric only, no leather</p>	Dimensions	D	W	H	Overall	40	43	72	Seat	21	25	17 ¾	Arm			25	Upholstery	Shipping		COM Ydg	18	Ctn Wt 259	COL Sq Ft	126	Cu Ft 86	<table border="1"> <tbody> <tr><td>COM</td><td>\$7,432</td></tr> <tr><td>A</td><td>\$7,580</td></tr> <tr><td>B</td><td>\$7,873</td></tr> <tr><td>COL/C</td><td>\$8,385</td></tr> <tr><td>D</td><td>\$9,044</td></tr> <tr><td>E</td><td>\$9,604</td></tr> <tr><td>F</td><td>\$10,585</td></tr> <tr><td>G</td><td>\$11,635</td></tr> <tr><td>H</td><td>\$12,534</td></tr> <tr><td>I</td><td>\$14,142</td></tr> <tr><td>J</td><td>\$16,046</td></tr> <tr><td>L1</td><td>\$12,966</td></tr> <tr><td>L2</td><td>\$14,507</td></tr> </tbody> </table>	COM	\$7,432	A	\$7,580	B	\$7,873	COL/C	\$8,385	D	\$9,044	E	\$9,604	F	\$10,585	G	\$11,635	H	\$12,534	I	\$14,142	J	\$16,046	L1	\$12,966	L2	\$14,507
		Dimensions	D	W	H																																																	
Overall	40	43	72																																																			
Seat	21	25	17 ¾																																																			
Arm			25																																																			
Upholstery	Shipping																																																					
COM Ydg	18	Ctn Wt 259																																																				
COL Sq Ft	126	Cu Ft 86																																																				
COM	\$7,432																																																					
A	\$7,580																																																					
B	\$7,873																																																					
COL/C	\$8,385																																																					
D	\$9,044																																																					
E	\$9,604																																																					
F	\$10,585																																																					
G	\$11,635																																																					
H	\$12,534																																																					
I	\$14,142																																																					
J	\$16,046																																																					
L1	\$12,966																																																					
L2	\$14,507																																																					
 <p>note: does not fit through standard single doorway</p>																																																						

Description	① Model	Specifications	List Price Per Grade																																																			
Single Seat with Privacy Surround and Hood	CVF3540-72 <ul style="list-style-type: none"> · maple legs standard · walnut or white oak legs available, specify and add \$370 list · seat and surround ship assembled - hood ships separately · specify upholstery on seat separately from upholstery on surround/hood · tablet arm available, specify and add \$770 list, indicate right or left as seated and finish or laminate · power available in the front of the upholstered chair, specify and add \$429 list, indicate right or left as seated and color 	<table border="1"> <thead> <tr> <th>Dimensions</th> <th>D</th> <th>W</th> <th>H</th> </tr> </thead> <tbody> <tr> <td>Overall</td> <td>35 ¼</td> <td>39 ½</td> <td>72</td> </tr> <tr> <td>Seat</td> <td>21</td> <td>23 ½</td> <td>17 ¾</td> </tr> <tr> <td>Arm</td> <td></td> <td></td> <td>25</td> </tr> </tbody> </table> <table border="1"> <thead> <tr> <th>Upholstery</th> <th colspan="2">Shipping</th> </tr> </thead> <tbody> <tr> <td>COM Ydg</td> <td>16 ½</td> <td>Ctn Wt 236</td> </tr> <tr> <td>COL Sq Ft</td> <td>120</td> <td>Cu Ft 71</td> </tr> </tbody> </table> <p>*screen available in fabric only, no leather</p>	Dimensions	D	W	H	Overall	35 ¼	39 ½	72	Seat	21	23 ½	17 ¾	Arm			25	Upholstery	Shipping		COM Ydg	16 ½	Ctn Wt 236	COL Sq Ft	120	Cu Ft 71	<table border="1"> <tbody> <tr><td>COM</td><td>\$6,999</td></tr> <tr><td>A</td><td>\$7,134</td></tr> <tr><td>B</td><td>\$7,403</td></tr> <tr><td>COL/C</td><td>\$7,873</td></tr> <tr><td>D</td><td>\$8,477</td></tr> <tr><td>E</td><td>\$8,990</td></tr> <tr><td>F</td><td>\$9,889</td></tr> <tr><td>G</td><td>\$10,852</td></tr> <tr><td>H</td><td>\$11,676</td></tr> <tr><td>I</td><td>\$13,150</td></tr> <tr><td>J</td><td>\$14,895</td></tr> <tr><td>L1</td><td>\$12,072</td></tr> <tr><td>L2</td><td>\$13,484</td></tr> </tbody> </table>	COM	\$6,999	A	\$7,134	B	\$7,403	COL/C	\$7,873	D	\$8,477	E	\$8,990	F	\$9,889	G	\$10,852	H	\$11,676	I	\$13,150	J	\$14,895	L1	\$12,072	L2	\$13,484
		Dimensions	D	W	H																																																	
Overall	35 ¼	39 ½	72																																																			
Seat	21	23 ½	17 ¾																																																			
Arm			25																																																			
Upholstery	Shipping																																																					
COM Ydg	16 ½	Ctn Wt 236																																																				
COL Sq Ft	120	Cu Ft 71																																																				
COM	\$6,999																																																					
A	\$7,134																																																					
B	\$7,403																																																					
COL/C	\$7,873																																																					
D	\$8,477																																																					
E	\$8,990																																																					
F	\$9,889																																																					
G	\$10,852																																																					
H	\$11,676																																																					
I	\$13,150																																																					
J	\$14,895																																																					
L1	\$12,072																																																					
L2	\$13,484																																																					
																																																						

Description	① Model	Specifications	List Price Per Grade																																																			
Two Seat with Privacy Surround and Hood	CVF3564-72 <ul style="list-style-type: none"> · maple legs standard · walnut or white oak legs available, specify and add \$487 list · seat and surround ship assembled - hood ships separately · specify upholstery on seat separately from upholstery on surround/hood · tablet arm available, specify and add \$770 list per arm, indicate right, left, or both as seated and finish or laminate · power available in the front of the upholstered chair, specify and add \$429 list, indicate right, left or both as seated and color 	<table border="1"> <thead> <tr> <th>Dimensions</th> <th>D</th> <th>W</th> <th>H</th> </tr> </thead> <tbody> <tr> <td>Overall</td> <td>35 ¼</td> <td>65 ½</td> <td>72</td> </tr> <tr> <td>Seat</td> <td>21</td> <td>47 ½</td> <td>17 ¾</td> </tr> <tr> <td>Arm</td> <td></td> <td></td> <td>25</td> </tr> </tbody> </table> <table border="1"> <thead> <tr> <th>Upholstery</th> <th colspan="2">Shipping</th> </tr> </thead> <tbody> <tr> <td>COM Ydg</td> <td>21 ½</td> <td>Ctn Wt 315</td> </tr> <tr> <td>COL Sq Ft</td> <td>144</td> <td>Cu Ft 113</td> </tr> </tbody> </table> <p>*screen available in fabric only, no leather</p>	Dimensions	D	W	H	Overall	35 ¼	65 ½	72	Seat	21	47 ½	17 ¾	Arm			25	Upholstery	Shipping		COM Ydg	21 ½	Ctn Wt 315	COL Sq Ft	144	Cu Ft 113	<table border="1"> <tbody> <tr><td>COM</td><td>\$8,966</td></tr> <tr><td>A</td><td>\$9,142</td></tr> <tr><td>B</td><td>\$9,492</td></tr> <tr><td>COL/C</td><td>\$10,104</td></tr> <tr><td>D</td><td>\$10,891</td></tr> <tr><td>E</td><td>\$11,561</td></tr> <tr><td>F</td><td>\$12,732</td></tr> <tr><td>G</td><td>\$13,986</td></tr> <tr><td>H</td><td>\$15,060</td></tr> <tr><td>I</td><td>\$16,981</td></tr> <tr><td>J</td><td>\$19,255</td></tr> <tr><td>L1</td><td>\$15,576</td></tr> <tr><td>L2</td><td>\$17,416</td></tr> </tbody> </table>	COM	\$8,966	A	\$9,142	B	\$9,492	COL/C	\$10,104	D	\$10,891	E	\$11,561	F	\$12,732	G	\$13,986	H	\$15,060	I	\$16,981	J	\$19,255	L1	\$15,576	L2	\$17,416
		Dimensions	D	W	H																																																	
Overall	35 ¼	65 ½	72																																																			
Seat	21	47 ½	17 ¾																																																			
Arm			25																																																			
Upholstery	Shipping																																																					
COM Ydg	21 ½	Ctn Wt 315																																																				
COL Sq Ft	144	Cu Ft 113																																																				
COM	\$8,966																																																					
A	\$9,142																																																					
B	\$9,492																																																					
COL/C	\$10,104																																																					
D	\$10,891																																																					
E	\$11,561																																																					
F	\$12,732																																																					
G	\$13,986																																																					
H	\$15,060																																																					
I	\$16,981																																																					
J	\$19,255																																																					
L1	\$15,576																																																					
L2	\$17,416																																																					
																																																						

Description	① Model	Specifications			List Price Per Grade																										
		Dimensions	D	W	H	COM																									
Single Seat with Privacy Surround and Privacy Wing Grand Scale  left shown note: does not fit through standard single doorway	CVF8343-52-R CVF8343-52-L • maple legs standard • walnut or white oak legs available, specify and add \$467 list • seat and surround ship assembled - wing ships separately • specify upholstery on seat separately from upholstery on surround/wing • tablet arm available, specify and add \$770 list, indicate right or left as seated and finish or laminate • power available in the front of the upholstered chair, specify and add \$429 list, indicate right or left as seated and color	<table border="1"> <tr> <th>Dimensions</th> <th>D</th> <th>W</th> <th>H</th> </tr> <tr> <td>Overall</td> <td>83 ¼</td> <td>43</td> <td>52</td> </tr> <tr> <td>Seat</td> <td>21</td> <td>25</td> <td>17 ¾</td> </tr> <tr> <td>Arm</td> <td colspan="3">25</td> </tr> <tr> <th>Upholstery</th> <th colspan="3">Shipping</th> </tr> <tr> <td>COM Ydg</td> <td>15 ½</td> <td>Ctn Wt</td> <td>245</td> </tr> <tr> <td>COL Sq Ft</td> <td>126</td> <td>Cu Ft</td> <td>92</td> </tr> </table> *screen available in fabric only, no leather	Dimensions	D	W	H	Overall	83 ¼	43	52	Seat	21	25	17 ¾	Arm	25			Upholstery	Shipping			COM Ydg	15 ½	Ctn Wt	245	COL Sq Ft	126	Cu Ft	92	COM \$6,887 A \$7,014 B \$7,266 COL/C \$7,708 D \$8,275 E \$8,758 F \$9,602 G \$10,507 H \$11,280 I \$12,665 J \$14,305 L1 \$11,652 L2 \$12,979
	Dimensions	D	W	H																											
Overall	83 ¼	43	52																												
Seat	21	25	17 ¾																												
Arm	25																														
Upholstery	Shipping																														
COM Ydg	15 ½	Ctn Wt	245																												
COL Sq Ft	126	Cu Ft	92																												

Description	① Model	Specifications			List Price Per Grade																										
		Dimensions	D	W	H	COM																									
Single Seat with Privacy Surround and Privacy Wing  left shown	CVF7940-52-R CVF7940-52-L • maple legs standard • walnut or white oak legs available, specify and add \$448 list • seat and surround ship assembled - wing ships separately • specify upholstery on seat separately from upholstery on surround/wing • tablet arm available, specify and add \$770 list, indicate right or left as seated and finish or laminate • power available in the front of the upholstered chair, specify and add \$429 list, indicate right or left as seated and color	<table border="1"> <tr> <th>Dimensions</th> <th>D</th> <th>W</th> <th>H</th> </tr> <tr> <td>Overall</td> <td>78 ½</td> <td>39 ½</td> <td>52</td> </tr> <tr> <td>Seat</td> <td>21</td> <td>23 ½</td> <td>17 ¾</td> </tr> <tr> <td>Arm</td> <td colspan="3">25</td> </tr> <tr> <th>Upholstery</th> <th colspan="3">Shipping</th> </tr> <tr> <td>COM Ydg</td> <td>14 ½</td> <td>Ctn Wt</td> <td>227</td> </tr> <tr> <td>COL Sq Ft</td> <td>120</td> <td>Cu Ft</td> <td>80</td> </tr> </table> *screen available in fabric only, no leather	Dimensions	D	W	H	Overall	78 ½	39 ½	52	Seat	21	23 ½	17 ¾	Arm	25			Upholstery	Shipping			COM Ydg	14 ½	Ctn Wt	227	COL Sq Ft	120	Cu Ft	80	COM \$6,594 A \$6,713 B \$6,949 COL/C \$7,362 D \$7,893 E \$8,344 F \$9,134 G \$9,980 H \$10,704 I \$11,999 J \$13,533 L1 \$11,052 L2 \$12,293
	Dimensions	D	W	H																											
Overall	78 ½	39 ½	52																												
Seat	21	23 ½	17 ¾																												
Arm	25																														
Upholstery	Shipping																														
COM Ydg	14 ½	Ctn Wt	227																												
COL Sq Ft	120	Cu Ft	80																												

To Order, Specify:

- ① Model Number
- ② Wood Species
 - a.) Maple (M)
 - b.) Walnut (W) - upcharge applies
 - c.) White Oak (O) - upcharge applies
- ③ Wood Finish/Paint Color [See Wood Finish/Color Options](#)
- ④ Fabric Selection - vendor, pattern and color
 Visit www.jsifurniture.com/finishes-and-materials/textiles for our textiles program. See selection of standard and graded in manufacturers and patterns.
- ⑤ Metal Color - [See Metal Color Options](#)
- ⑥ Optional Tablet Arm - indicate left (TBL) or right arm (TBR) as seated; Laminate (L) or Veneer (V)
- ⑦ Optional Seating Power Unit - Black (B) or White (W); indicate left (PUL) or right (PUR) arms as seated

Specifications

- chair frame is puzzle jointed plywood construction
- back has a 3 7/8" tapered multi-density high resilience polyurethane foam
- arm has 3" multi-density polyurethane foam
- seat has synthetic sheet webbing and 5" multi-density high resilience polyurethane foam
- solid hardwood exterior frame
- mortise and tenon construction with corner blocks, glue and screws
- standard with rubber cushion adjustable metal leveling glides
- surround produced from molded plywood construction
- railroad upholstery on screens
- chair and privacy surround ships assembled
- privacy wing and hood requires field installation
- false welt detail around the perimeter of surround

Description

① Model

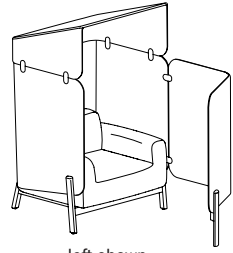
Specifications

List Price Per Grade

Single Seat with Privacy Surround,
Hood and Privacy Wing
Grand Scale

CVF8343-72-R
CVF8343-72-L

- maple legs standard
- walnut or white oak legs available, specify and add \$467 list
- seat and surround ship assembled - wing and hood ships separately
- specify upholstery on seat separately from upholstery on surround/hood/wing
- tablet arm available, specify and add \$770 list, indicate right or left as seated and finish or laminate
- power available in the front of the upholstered chair, specify and add \$429 list indicate right or left as seated and color



left shown

note: does not fit through standard single doorway

Dimensions	D	W	H
Overall	83 ¼	43	72
Seat	21	25	17 ¾
Arm			25
Upholstery		Shipping	
COM Ydg	21 ½	Ctn Wt	305
COL Sq Ft	126	Cu Ft	113

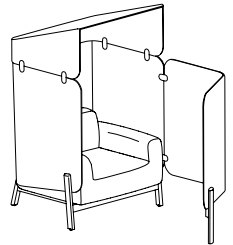
*screen available in fabric only, no leather

COM	\$8,786
A	\$8,962
B	\$9,312
COL/C	\$9,924
D	\$10,711
E	\$11,381
F	\$12,552
G	\$13,806
H	\$14,880
I	\$16,801
J	\$19,075
L1	\$15,396
L2	\$17,236

Single Seat with Privacy Surround,
Hood and Privacy Wing

CVF7940-72-R
CVF7940-72-L

- maple legs standard
- walnut or white oak legs available, specify and add \$448 list
- seat and surround ship assembled - hood and wing ships separately
- specify upholstery on seat separately from upholstery on surround/hood/wing
- tablet arm available, specify and add \$770 list, indicate right or left as seated and finish or laminate
- power available in the front of the upholstered chair, specify and add \$429 list indicate right or left as seated and color

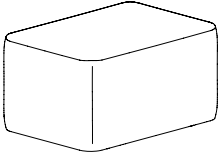


left shown

Dimensions	D	W	H
Overall	78 ½	39 ½	72
Seat	21	23 ½	17 ¾
Arm			25
Upholstery		Shipping	
COM Ydg	20	Ctn Wt	292
COL Sq Ft	120	Cu Ft	98

*screen available in fabric only, no leather

COM	\$8,410
A	\$8,574
B	\$8,899
COL/C	\$9,469
D	\$10,201
E	\$10,824
F	\$11,913
G	\$13,080
H	\$14,079
I	\$15,865
J	\$17,981
L1	\$14,559
L2	\$16,271

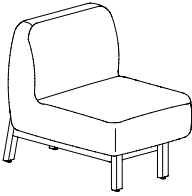
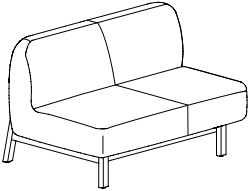
Description	① Model	Specifications				List Price Per Grade	
Ottoman 	CVO1623-12	Dimensions		D	W	H	COM \$806
		Overall		16 ¼	23	12	A \$819
		Upholstery		Shipping		B \$843	
		COM Ydg	1 ½	Ctn Wt	22	COL/C \$886	
		COL Sq Ft	27	Cu Ft	4	D \$941	
						E \$987	
				F \$1,069			
				G \$1,157			
				H \$1,232			
				I \$1,366			
				J \$1,524			
				L1 \$1,174			
				L2 \$1,279			


To Order, Specify:


- ① Model Number
- ② Wood Species
 - a.) Maple (M)
 - b.) Walnut (W) - upcharge applies
 - c.) White Oak (O) - upcharge applies
- ③ Wood Finish/Paint Color [See Wood Finish/Color Options](#)
- ④ Fabric Selection - vendor, pattern and color
 Visit www.jsifurniture.com/finishes-and-materials/textiles for our textiles program. See selection of standard and graded in manufacturers and patterns.
- ⑤ Metal Color - [See Metal Color Options](#)
- ⑥ Optional Tablet Arm - indicate left (TBL) or right arm (TBR) as seated; Laminate (L) or Veneer (V)
- ⑦ Optional Seating Power Unit - Black (B) or White (W); indicate left (PUL) or right (PUR) arms as seated

Specifications

- chair frame is puzzle jointed plywood construction
- back has a 3 7/8" tapered multi-density high resilience polyurethane foam
- arm has 3" multi-density polyurethane foam
- seat has synthetic sheet webbing and 5" multi-density high resilience polyurethane foam
- solid hardwood exterior frame
- mortise and tenon construction with corner blocks, glue and screws
- standard with rubber cushion adjustable metal leveling glides
- surround produced from molded plywood construction
- railroad upholstery on screens
- chair and privacy surround ships assembled
- privacy wing and hood requires field installation
- false welt detail around the perimeter of surround

Description	① Model	Specifications				List Price Per Grade	
Single Seat 	CVM3425-31 · maple legs standard · walnut or white oak legs available, specify and add \$266 list	Dimensions		D	W	H	COM \$2,441
		Overall	34 ¼	25	30 ½	A \$2,464	
		Seat	20	25	17 ¾	B \$2,509	
		Arm			-	COL/C \$2,587	
		Upholstery		Shipping		D \$2,688	
		COM Ydg	2 ¾	Ctn Wt	63	E \$2,773	
		COL Sq Ft	61	Cu Ft	18	F \$2,923	
						G \$3,084	
						H \$3,221	
						I \$3,467	
				J \$3,757			
				L1 \$3,295			
				L2 \$3,532			
Two Seat 	CVM3450-31 · maple legs standard · walnut or white oak legs available, specify and add \$357 list	Dimensions		D	W	H	COM \$3,206
		Overall	34 ¼	50	30 ½	A \$3,239	
		Seat	20	50	17 ¾	B \$3,304	
		Arm			-	COL/C \$3,418	
		Upholstery		Shipping		D \$3,565	
		COM Ydg	4	Ctn Wt	85	E \$3,689	
		COL Sq Ft	99	Cu Ft	34	F \$3,907	
						G \$4,140	
						H \$4,340	
						I \$4,697	
				J \$5,121			
				L1 \$4,607			
				L2 \$4,993			

Description	1 Model	Specifications	List Price Per Grade																												
Single Seat with Arm  left shown	CVM3433-31-R CVM3433-31-L	<table border="1"> <thead> <tr> <th>Dimensions</th> <th>D</th> <th>W</th> <th>H</th> </tr> </thead> <tbody> <tr> <td>Overall</td> <td>34 1/4</td> <td>32 1/2</td> <td>30 1/2</td> </tr> <tr> <td>Seat</td> <td>20</td> <td>23 1/2</td> <td>17 3/4</td> </tr> <tr> <td>Arm</td> <td></td> <td></td> <td>25</td> </tr> <tr> <th>Upholstery</th> <th colspan="3">Shipping</th> </tr> <tr> <td>COM Ydg</td> <td>3 1/2</td> <td>Ctn Wt</td> <td>69</td> </tr> <tr> <td>COL Sq Ft</td> <td>77</td> <td>Cu Ft</td> <td>23</td> </tr> </tbody> </table>	Dimensions	D	W	H	Overall	34 1/4	32 1/2	30 1/2	Seat	20	23 1/2	17 3/4	Arm			25	Upholstery	Shipping			COM Ydg	3 1/2	Ctn Wt	69	COL Sq Ft	77	Cu Ft	23	COM \$2,932 A \$2,961 B \$3,018 COL/C \$3,118 D \$3,246 E \$3,355 F \$3,545 G \$3,750 H \$3,924 I \$4,237 J \$4,607 L1 \$4,008 L2 \$4,308
	Dimensions	D	W	H																											
Overall	34 1/4	32 1/2	30 1/2																												
Seat	20	23 1/2	17 3/4																												
Arm			25																												
Upholstery	Shipping																														
COM Ydg	3 1/2	Ctn Wt	69																												
COL Sq Ft	77	Cu Ft	23																												
<ul style="list-style-type: none"> maple legs standard walnut or white oak legs available, specify and add \$286 list tablet arm available, specify and add \$770 list, indicate finish or laminate power available in the front of the upholstered chair, specify and add \$429 list, indicate color 																															


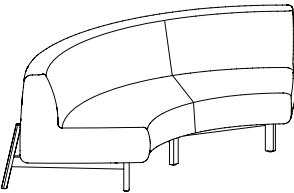
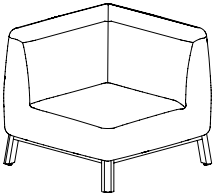
Description	1 Model	Specifications	List Price Per Grade																												
Two Seat with Arm  left shown	CVM3458-31-R CVM3458-31-L	<table border="1"> <thead> <tr> <th>Dimensions</th> <th>D</th> <th>W</th> <th>H</th> </tr> </thead> <tbody> <tr> <td>Overall</td> <td>34 1/4</td> <td>57 1/2</td> <td>30 1/2</td> </tr> <tr> <td>Seat</td> <td>20</td> <td>48 1/2</td> <td>17 3/4</td> </tr> <tr> <td>Arm</td> <td></td> <td></td> <td>25</td> </tr> <tr> <th>Upholstery</th> <th colspan="3">Shipping</th> </tr> <tr> <td>COM Ydg</td> <td>5</td> <td>Ctn Wt</td> <td>101</td> </tr> <tr> <td>COL Sq Ft</td> <td>110</td> <td>Cu Ft</td> <td>39</td> </tr> </tbody> </table>	Dimensions	D	W	H	Overall	34 1/4	57 1/2	30 1/2	Seat	20	48 1/2	17 3/4	Arm			25	Upholstery	Shipping			COM Ydg	5	Ctn Wt	101	COL Sq Ft	110	Cu Ft	39	COM \$3,816 A \$3,857 B \$3,939 COL/C \$4,081 D \$4,264 E \$4,420 F \$4,692 G \$4,984 H \$5,234 I \$5,680 J \$6,209 L1 \$5,354 L2 \$5,782
	Dimensions	D	W	H																											
Overall	34 1/4	57 1/2	30 1/2																												
Seat	20	48 1/2	17 3/4																												
Arm			25																												
Upholstery	Shipping																														
COM Ydg	5	Ctn Wt	101																												
COL Sq Ft	110	Cu Ft	39																												
<ul style="list-style-type: none"> maple legs standard walnut or white oak legs available, specify and add \$375 list tablet arm available, specify and add \$770 list, indicate finish or laminate power available in the front of the upholstered chair, specify and add \$429 list, indicate color 																															

To Order, Specify:

- 1 Model Number
- 2 Wood Species
 - a.) Maple (M)
 - b.) Walnut (W) - upcharge applies
 - c.) White Oak (O) - upcharge applies
- 3 Wood Finish/Paint Color [See Wood Finish/Color Options](#)
- 4 Fabric Selection - vendor, pattern and color
 Visit www.jsifurniture.com/finishes-and-materials/textiles for our textiles program. See selection of standard and graded in manufacturers and patterns.
- 5 Optional Tablet Arm - indicate left (TBL) or right arm (TBR) as seated; Laminate (L) or Veneer (V)
- 6 Optional Seating Power Unit - Black (B) or White (W); indicate left (PUL) or right (PUR) arms as seated

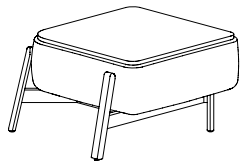
Specifications

- chair frame is puzzle jointed plywood construction
- back has a 3 3/4" tapered multi-density high resilience polyurethane foam
- arm has 3" multi-density polyurethane foam
- seat has synthetic sheet webbing and 5" multi-density high resilience polyurethane foam
- solid hardwood exterior frame
- mortise and tenon construction with corner blocks, glue and screws
- standard with rubber cushion adjustable metal leveling glides
- linking brackets included

Description	① Model	Specifications	List Price Per Grade																												
45° Curved Seat 	CVM4536-31 · maple legs standard · walnut or white oak legs available, specify and add \$325 list	<table border="1"> <thead> <tr> <th>Dimensions</th> <th>D</th> <th>W</th> <th>H</th> </tr> </thead> <tbody> <tr> <td>Overall</td> <td>34</td> <td>50 ¼</td> <td>30 ½</td> </tr> <tr> <td>Seat</td> <td>20</td> <td>-</td> <td>17 ¾</td> </tr> <tr> <th colspan="2">Upholstery</th> <th colspan="2">Shipping</th> </tr> <tr> <td>COM Ydg</td> <td>4 ½</td> <td>Ctn Wt</td> <td>81</td> </tr> <tr> <td>COL Sq Ft</td> <td>99</td> <td>Cu Ft</td> <td>35</td> </tr> </tbody> </table>	Dimensions	D	W	H	Overall	34	50 ¼	30 ½	Seat	20	-	17 ¾	Upholstery		Shipping		COM Ydg	4 ½	Ctn Wt	81	COL Sq Ft	99	Cu Ft	35	COM \$3,301 A \$3,338 B \$3,412 COL/C \$3,540 D \$3,704 E \$3,844 F \$4,090 G \$4,352 H \$4,577 I \$4,979 J \$5,455 L1 \$4,685 L2 \$5,070				
		Dimensions	D	W	H																										
Overall	34	50 ¼	30 ½																												
Seat	20	-	17 ¾																												
Upholstery		Shipping																													
COM Ydg	4 ½	Ctn Wt	81																												
COL Sq Ft	99	Cu Ft	35																												
90° Curved Seat 	CVM9036-31 · maple legs standard · walnut or white oak legs available, specify and add \$570 list	<table border="1"> <thead> <tr> <th>Dimensions</th> <th>D</th> <th>W</th> <th>H</th> </tr> </thead> <tbody> <tr> <td>Overall</td> <td>45</td> <td>93 ¼</td> <td>30 ½</td> </tr> <tr> <td>Seat</td> <td>20</td> <td>-</td> <td>17 ¾</td> </tr> <tr> <th colspan="2">Upholstery</th> <th colspan="2">Shipping</th> </tr> <tr> <td>COM Ydg</td> <td>7 ½</td> <td>Ctn Wt</td> <td>120</td> </tr> <tr> <td>COL Sq Ft</td> <td>204</td> <td>Cu Ft</td> <td>83</td> </tr> </tbody> </table>	Dimensions	D	W	H	Overall	45	93 ¼	30 ½	Seat	20	-	17 ¾	Upholstery		Shipping		COM Ydg	7 ½	Ctn Wt	120	COL Sq Ft	204	Cu Ft	83	COM \$5,516 A \$5,578 B \$5,700 COL/C \$5,913 D \$6,188 E \$6,421 F \$6,830 G \$7,268 H \$7,642 I \$8,312 J \$9,105 L1 \$8,429 L2 \$9,223				
		Dimensions	D	W	H																										
Overall	45	93 ¼	30 ½																												
Seat	20	-	17 ¾																												
Upholstery		Shipping																													
COM Ydg	7 ½	Ctn Wt	120																												
COL Sq Ft	204	Cu Ft	83																												
Corner Seat 	CVM3434-31-C · maple legs standard · walnut or white oak legs available, specify and add \$364 list · fabric on seat of unit runs diagonal	<table border="1"> <thead> <tr> <th>Dimensions</th> <th>D</th> <th>W</th> <th>H</th> </tr> </thead> <tbody> <tr> <td>Overall</td> <td>34 ¼</td> <td>34 ¼</td> <td>30 ½</td> </tr> <tr> <td>Seat</td> <td>20</td> <td>20</td> <td>17 ¾</td> </tr> <tr> <td>Arm</td> <td></td> <td></td> <td>-</td> </tr> <tr> <th colspan="2">Upholstery</th> <th colspan="2">Shipping</th> </tr> <tr> <td>COM Ydg</td> <td>3 ¾</td> <td>Ctn Wt</td> <td>72</td> </tr> <tr> <td>COL Sq Ft</td> <td>83</td> <td>Cu Ft</td> <td>24</td> </tr> </tbody> </table>	Dimensions	D	W	H	Overall	34 ¼	34 ¼	30 ½	Seat	20	20	17 ¾	Arm			-	Upholstery		Shipping		COM Ydg	3 ¾	Ctn Wt	72	COL Sq Ft	83	Cu Ft	24	COM \$2,999 A \$3,030 B \$3,091 COL/C \$3,198 D \$3,335 E \$3,452 F \$3,656 G \$3,875 H \$4,062 I \$4,397 J \$4,794 L1 \$4,160 L2 \$4,483
		Dimensions	D	W	H																										
Overall	34 ¼	34 ¼	30 ½																												
Seat	20	20	17 ¾																												
Arm			-																												
Upholstery		Shipping																													
COM Ydg	3 ¾	Ctn Wt	72																												
COL Sq Ft	83	Cu Ft	24																												

To Order, Specify:

- ① Model Number
- ② Wood Species
 - a.) Maple (M)
 - b.) Walnut (W) - upcharge applies
 - c.) White Oak (O) - upcharge applies
- ③ Wood Finish/Paint Color [See Wood Finish/Color Options](#)
- ④ Fabric Selection - vendor, pattern and color
 Visit www.jsifurniture.com/finishes-and-materials/textiles for our textiles program. See selection of standard and graded in manufacturers and patterns.

Description	① Model	Specifications				List Price Per Grade	
Corner Table 	CVT3434-19-C · maple legs standard · walnut or white oak legs available, specify and add \$364 list · power available in surface, specify and add \$429 list, indicate color · surface available in veneer or laminate with 1mm band	Dimensions		D	W	H	COM \$2,075
		Overall		34 ¼	34 ¼	19	A \$2,092
		Upholstery		Shipping		B \$2,124	
		COM Ydg	2	Ctn Wt	70	COL/C \$2,181	
		COL Sq Ft	44	Cu Ft	16	D \$2,255	
							E \$2,317
							F \$2,426
							G \$2,542
							H \$2,642
							I \$2,821
							J \$3,033
							L1 \$2,690
							L2 \$2,862

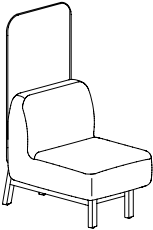
To Order, Specify:


- ① Model Number
- ② Table Top Surface Material [See Table Top Surface Options](#)
 - a.) Laminate Surface
 - b.) Veneer Surface
- ③ Fabric Selection - vendor, pattern and color
 Visit www.jsifurniture.com/finishes-and-materials/textiles for our textiles program. See selection of standard and graded in manufacturers and patterns.
- ④ Optional Surface Power Unit - Black (B) or White (W)


Specifications


- chair frame is puzzle jointed plywood construction
- back has a 3 ¾" tapered multi-density high resilience polyurethane foam
- arm has 3" multi-density polyurethane foam
- seat has synthetic sheet webbing and 5" multi-density high resilience polyurethane foam
- solid hardwood exterior frame
- mortise and tenon construction with corner blocks, glue and screws
- standard with rubber cushion adjustable metal leveling glides
- linking brackets included

C̄AAV

Description	① Model	Specifications				List Price Per Grade		
Single Seat with 52" h Screen 	CVM3425-52 · maple legs standard · walnut or white oak legs available, specify and add \$266 list · seat and screen ship assembled · specify upholstery on seat separately from upholstery on screen	Dimensions		D	W	H	COM \$3,209	
		Overall	34 ¼	25	52	A \$3,246		
		Seat	20	25	17 ¾	B \$3,320	COL/C \$3,448	
		Upholstery		Shipping		D \$3,612	E \$3,752	
		COM Ydg	4 ½	Ctn Wt	115	F \$3,998	G \$4,260	
		COL Sq Ft	61	Cu Ft	33	H \$4,485	I \$4,887	
		*screen available in fabric only, no leather					J \$5,363	L1 \$4,593
						L2 \$4,978		

Two Seat with 52" h Screen 	CVM3450-52 · maple legs standard · walnut or white oak legs available, specify and add \$357 list · seat and screen ship assembled · specify upholstery on seat separately from upholstery on screen	Dimensions		D	W	H	COM \$4,352	
		Overall	34 ¼	50	52	A \$4,410		
		Seat	20	50	17 ¾	B \$4,524	COL/C \$4,723	
		Upholstery		Shipping		D \$4,979	E \$5,197	
		COM Ydg	7	Ctn Wt	165	F \$5,578	G \$5,987	
		COL Sq Ft	99	Cu Ft	64	H \$6,336	I \$6,962	
		*screen available in fabric only, no leather					J \$7,702	L1 \$6,504
						L2 \$7,104		

Description	Model	Specifications			List Price Per Grade			
		Dimensions	D	W	H	COM		
Single Seat with Arm and 52" h Screen	CVM3533-52-R							
	CVM3533-52-L							
 <p>left shown</p>	<ul style="list-style-type: none"> maple legs standard walnut or white oak legs available, specify and add \$286 list seat and surround ship assembled specify upholstery on seat separately from upholstery on screen tablet arm available, specify and add \$770 list, indicate finish or laminate power available in the front of the upholstered chair, specify and add \$429 list, indicate color 	Overall	35 1/4	32 1/2	52	COM	\$4,294	
		Seat	20	23 1/2	17 3/4	COL/C	\$4,678	
		Arm			25	D	\$4,944	
		Upholstery		Shipping		E	\$5,169	
		COM Ydg	7 1/4	Ctn Wt	146	F	\$5,564	
		COL Sq Ft	77	Cu Ft	44	G	\$5,987	
		*screen available in fabric only, no leather					H	\$6,349
						I	\$6,997	
						J	\$7,764	
						L1	\$6,523	
						L2	\$7,144	


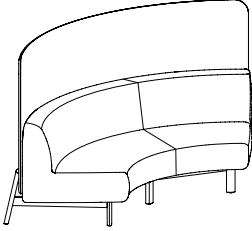
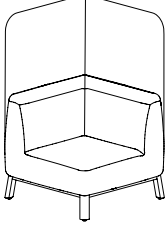
Description	Model	Specifications			List Price Per Grade			
		Dimensions	D	W	H	COM		
Two Seat with Arm and 52" h Screen	CVM3558-52-R							
	CVM3558-52-L							
 <p>left shown</p>	<ul style="list-style-type: none"> maple legs standard walnut or white oak legs available, specify and add \$375 list seat and surround ship assembled specify upholstery on seat separately from upholstery on screen tablet arm available, specify and add \$770 list, indicate finish or laminate power available in the front of the upholstered chair, specify and add \$429 list, indicate color 	Overall	35 1/4	57 1/2	52	COM	\$5,404	
		Seat	20	48 1/2	17 3/4	COL/C	\$5,947	
		Arm			25	D	\$6,322	
		Upholstery		Shipping		E	\$6,641	
		COM Ydg	10 1/4	Ctn Wt	204	F	\$7,200	
		COL Sq Ft	110	Cu Ft	75	G	\$7,798	
		*screen available in fabric only, no leather					H	\$8,310
						I	\$9,225	
						J	\$10,309	
						L1	\$8,555	
						L2	\$9,433	

To Order, Specify:

- Model Number
- Wood Species
 - Maple (M)
 - Walnut (W) - upcharge applies
 - White Oak (O) - upcharge applies
- Wood Finish/Paint Color [See Wood Finish/Color Options](#)
- Fabric Selection - vendor, pattern and color
Visit www.jsifurniture.com/finishes-and-materials/textiles for our textiles program. See selection of standard and graded in manufacturers and patterns.
- Optional Tablet Arm - indicate left (TBL) or right arm (TBR) as seated; Laminate (L) or Veneer (V)
- Optional Power Unit - Black (B) or White (W); indicate left (PUL) or right (PUR) arms as seated


Specifications

- chair frame is puzzle jointed plywood construction
- back has a 3 7/8" tapered multi-density high resilience polyurethane foam
- arm has 3" multi-density polyurethane foam
- seat has synthetic sheet webbing and 5" multi-density high resilience polyurethane foam
- solid hardwood exterior frame
- mortise and tenon construction with corner blocks, glue and screws
- standard with rubber cushion adjustable metal leveling glides
- surround produced from molded plywood construction
- railroad upholstery on screens
- chair and privacy surround ships assembled
- privacy wing and hood requires field installation
- false welt detail around the perimeter of surround

Description	① Model	Specifications	List Price Per Grade																
45° Curved Seat with 52" h Screen 	CVM4536-52 · maple legs standard · walnut or white oak legs available, specify and add \$325 list · seat and screen ship assembled · specify upholstery on seat separately from upholstery on screen	<table border="1"> <thead> <tr> <th>Dimensions</th> <th>D</th> <th>W</th> <th>H</th> </tr> </thead> <tbody> <tr> <td>Overall</td> <td>34</td> <td>52 ½</td> <td>52</td> </tr> <tr> <td>Seat</td> <td>20</td> <td>-</td> <td>17 ¾</td> </tr> </tbody> </table>	Dimensions	D	W	H	Overall	34	52 ½	52	Seat	20	-	17 ¾	COM \$4,578 A \$4,644 B \$4,774 COL/C \$5,002 D \$5,295 E \$5,544 F \$5,979 G \$6,446 H \$6,846 I \$7,560 J \$8,407 L1 \$7,038 L2 \$7,723				
		Dimensions	D	W	H														
Overall	34	52 ½	52																
Seat	20	-	17 ¾																
<table border="1"> <thead> <tr> <th>Upholstery</th> <th>Shipping</th> </tr> </thead> <tbody> <tr> <td>COM Ydg 8</td> <td>Ctn Wt 152</td> </tr> <tr> <td>COL Sq Ft 99</td> <td>Cu Ft 66</td> </tr> </tbody> </table> *screen available in fabric only, no leather	Upholstery	Shipping	COM Ydg 8	Ctn Wt 152	COL Sq Ft 99	Cu Ft 66													
Upholstery	Shipping																		
COM Ydg 8	Ctn Wt 152																		
COL Sq Ft 99	Cu Ft 66																		
90° Curved Seat with 52" h Screen 	CVM9036-52 · maple legs standard · walnut or white oak legs available, specify and add \$570 list · seat and screen ship assembled · specify upholstery on seat separately from upholstery on screen	<table border="1"> <thead> <tr> <th>Dimensions</th> <th>D</th> <th>W</th> <th>H</th> </tr> </thead> <tbody> <tr> <td>Overall</td> <td>45</td> <td>96 ¼</td> <td>52</td> </tr> <tr> <td>Seat</td> <td>20</td> <td>-</td> <td>17 ¾</td> </tr> </tbody> </table>	Dimensions	D	W	H	Overall	45	96 ¼	52	Seat	20	-	17 ¾	COM \$7,552 A \$7,665 B \$7,889 COL/C \$8,280 D \$8,784 E \$9,211 F \$9,960 G \$10,763 H \$11,449 I \$12,678 J \$14,132 L1 \$11,779 L2 \$12,956				
		Dimensions	D	W	H														
Overall	45	96 ¼	52																
Seat	20	-	17 ¾																
<table border="1"> <thead> <tr> <th>Upholstery</th> <th>Shipping</th> </tr> </thead> <tbody> <tr> <td>COM Ydg 13 ¾</td> <td>Ctn Wt 246</td> </tr> <tr> <td>COL Sq Ft 204</td> <td>Cu Ft 157</td> </tr> </tbody> </table> *screen available in fabric only, no leather	Upholstery	Shipping	COM Ydg 13 ¾	Ctn Wt 246	COL Sq Ft 204	Cu Ft 157													
Upholstery	Shipping																		
COM Ydg 13 ¾	Ctn Wt 246																		
COL Sq Ft 204	Cu Ft 157																		
Corner Seat with 52" h Screen 	CVM3434-52-C · maple legs standard · walnut or white oak legs available, specify and add \$364 list · seat and screen ship assembled · specify upholstery on seat separately from upholstery on screen · fabric on seat of unit runs diagonal	<table border="1"> <thead> <tr> <th>Dimensions</th> <th>D</th> <th>W</th> <th>H</th> </tr> </thead> <tbody> <tr> <td>Overall</td> <td>34 ¼</td> <td>34 ¼</td> <td>52</td> </tr> <tr> <td>Seat</td> <td>20</td> <td>20</td> <td>17 ¾</td> </tr> <tr> <td>Arm</td> <td></td> <td></td> <td>-</td> </tr> </tbody> </table>	Dimensions	D	W	H	Overall	34 ¼	34 ¼	52	Seat	20	20	17 ¾	Arm			-	COM \$4,283 A \$4,345 B \$4,467 COL/C \$4,680 D \$4,955 E \$5,188 F \$5,597 G \$6,035 H \$6,409 I \$7,079 J \$7,872 L1 \$6,589 L2 \$7,231
		Dimensions	D	W	H														
Overall	34 ¼	34 ¼	52																
Seat	20	20	17 ¾																
Arm			-																
<table border="1"> <thead> <tr> <th>Upholstery</th> <th>Shipping</th> </tr> </thead> <tbody> <tr> <td>COM Ydg 7 ½</td> <td>Ctn Wt 149</td> </tr> <tr> <td>COL Sq Ft 83</td> <td>Cu Ft 44</td> </tr> </tbody> </table> *screen available in fabric only, no leather	Upholstery	Shipping	COM Ydg 7 ½	Ctn Wt 149	COL Sq Ft 83	Cu Ft 44													
Upholstery	Shipping																		
COM Ydg 7 ½	Ctn Wt 149																		
COL Sq Ft 83	Cu Ft 44																		

To Order, Specify:

- ① Model Number
- ② Wood Species
 - a.) Maple (M)
 - b.) Walnut (W) - upcharge applies
 - c.) White Oak (O) - upcharge applies
- ③ Wood Finish/Paint Color [See Wood Finish/Color Options](#)
- ④ Fabric Selection - vendor, pattern and color
 Visit www.jsifurniture.com/finishes-and-materials/textiles for our textiles program. See selection of standard and graded in manufacturers and patterns.

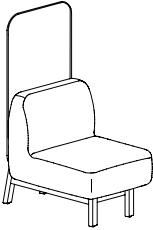
Description	① Model	Specifications				List Price Per Grade	
<p>Corner Table with 52" h Screen</p> 	<p>CVT3434-52-C</p> <ul style="list-style-type: none"> maple legs standard walnut or white oak legs available, specify and add \$364 list seat and screen ship assembled specify upholstery on seat separately from upholstery on screen power available in surface, specify and add \$429 list, indicate color surface available in veneer or laminate with 1mm band 	Dimensions		D	W	H	COM \$3,394
		Overall		34 1/4	34 1/4	52	A \$3,442
		Upholstery		Shipping		B \$3,535	
		COM Ydg	5 3/4	Ctn Wt	147	COL/C \$3,699	
		COL Sq Ft	44	Cu Ft	44	D \$3,909	
*screen available in fabric only, no leather							E \$4,088
							F \$4,401
							G \$4,737
							H \$5,024
							I \$5,538
							J \$6,146
							L1 \$5,162
							L2 \$5,654

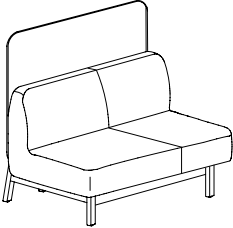
To Order, Specify:


- ① Model Number
- ② Table Top Surface Material [See Table Top Surface Options](#)
 - a.) Laminate Surface
 - b.) Veneer Surface
- ③ Fabric Selection - vendor, pattern and color
Visit www.jsifurniture.com/finishes-and-materials/textiles for our textiles program. See selection of standard and graded in manufacturers and patterns.
- ④ Optional Surface Power Unit - Black (B) or White (W)


Specifications

- chair frame is puzzle jointed plywood construction
- back has a 3 3/4" tapered multi-density high resilience polyurethane foam
- arm has 3" multi-density polyurethane foam
- seat has synthetic sheet webbing and 5" multi-density high resilience polyurethane foam
- solid hardwood exterior frame
- mortise and tenon construction with corner blocks, glue and screws
- standard with rubber cushion adjustable metal leveling glides
- railroad upholstery on screens
- privacy wing and hood requires field installation
- false welt detail around the perimeter of surround
- linking brackets included

Description	① Model	Specifications				List Price Per Grade		
Single Seat with 44" h Screen 	CVM3425-44 · maple legs standard · walnut or white oak legs available, specify and add \$266 list · seat and screen ship assembled · specify upholstery on seat separately from upholstery on screen	Dimensions		D	W	H	COM \$3,183	
		Overall	34 ¼	25	44	A \$3,220		
		Seat	20	25	17 ¾	B \$3,294	COL/C \$3,422	
		Upholstery		Shipping		D \$3,586	E \$3,726	
		COM Ydg	4 ½	Ctn Wt	112	F \$3,972	G \$4,234	
		COL Sq Ft	61	Cu Ft	29	H \$4,459	I \$4,861	
		*screen available in fabric only, no leather					J \$5,337	L1 \$4,567
						L2 \$4,952		

Two Seat with 44" h Screen 	CVM3450-44 · maple legs standard · walnut or white oak legs available, specify and add \$357 list · seat and screen ship assembled · specify upholstery on seat separately from upholstery on screen	Dimensions		D	W	H	COM \$4,302	
		Overall	34 ¼	50	44	A \$4,360		
		Seat	20	50	17 ¾	B \$4,474	COL/C \$4,673	
		Upholstery		Shipping		D \$4,929	E \$5,147	
		COM Ydg	7	Ctn Wt	158	F \$5,528	G \$5,937	
		COL Sq Ft	99	Cu Ft	55	H \$6,286	I \$6,912	
		*screen available in fabric only, no leather					J \$7,652	L1 \$6,454
						L2 \$7,054		

Description	1 Model	Specifications	List Price Per Grade																												
Single Seat with Arm and 44" h Screen  left shown	CVM3533-44-R	<table border="1"> <thead> <tr> <th>Dimensions</th> <th>D</th> <th>W</th> <th>H</th> </tr> </thead> <tbody> <tr> <td>Overall</td> <td>35 ¼</td> <td>32 ½</td> <td>44</td> </tr> <tr> <td>Seat</td> <td>20</td> <td>23 ½</td> <td>17 ¾</td> </tr> <tr> <td>Arm</td> <td colspan="3">25</td> </tr> <tr> <th colspan="2">Upholstery</th> <th colspan="2">Shipping</th> </tr> <tr> <td>COM Ydg</td> <td>7 ¼</td> <td>Ctn Wt</td> <td>138</td> </tr> <tr> <td>COL Sq Ft</td> <td>77</td> <td>Cu Ft</td> <td>38</td> </tr> </tbody> </table>	Dimensions	D	W	H	Overall	35 ¼	32 ½	44	Seat	20	23 ½	17 ¾	Arm	25			Upholstery		Shipping		COM Ydg	7 ¼	Ctn Wt	138	COL Sq Ft	77	Cu Ft	38	COM \$4,269
	Dimensions		D	W	H																										
Overall	35 ¼	32 ½	44																												
Seat	20	23 ½	17 ¾																												
Arm	25																														
Upholstery		Shipping																													
COM Ydg	7 ¼	Ctn Wt	138																												
COL Sq Ft	77	Cu Ft	38																												
	CVM3533-44-L	<ul style="list-style-type: none"> maple legs standard walnut or white oak legs available, specify and add \$286 list seat and surround ship assembled specify upholstery on seat separately from upholstery on screen tablet arm available, specify and add \$770 list, indicate finish or laminate power available in the front of the upholstered chair, specify and add \$429 list, indicate color 	A \$4,329 B \$4,447 COL/C \$4,653 D \$4,919 E \$5,144 F \$5,539 G \$5,962 H \$6,324 I \$6,972 J \$7,739 L1 \$6,498 L2 \$7,119																												


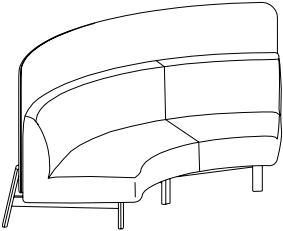
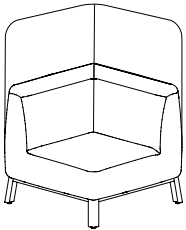
Two Seat with Arm and 44" h Screen  left shown	CVM3558-44-R	<table border="1"> <thead> <tr> <th>Dimensions</th> <th>D</th> <th>W</th> <th>H</th> </tr> </thead> <tbody> <tr> <td>Overall</td> <td>35 ¼</td> <td>57 ½</td> <td>44</td> </tr> <tr> <td>Seat</td> <td>20</td> <td>48 ½</td> <td>17 ¾</td> </tr> <tr> <td>Arm</td> <td colspan="3">25</td> </tr> <tr> <th colspan="2">Upholstery</th> <th colspan="2">Shipping</th> </tr> <tr> <td>COM Ydg</td> <td>10 ¼</td> <td>Ctn Wt</td> <td>193</td> </tr> <tr> <td>COL Sq Ft</td> <td>110</td> <td>Cu Ft</td> <td>64</td> </tr> </tbody> </table>	Dimensions	D	W	H	Overall	35 ¼	57 ½	44	Seat	20	48 ½	17 ¾	Arm	25			Upholstery		Shipping		COM Ydg	10 ¼	Ctn Wt	193	COL Sq Ft	110	Cu Ft	64	COM \$5,355
	Dimensions		D	W	H																										
Overall	35 ¼	57 ½	44																												
Seat	20	48 ½	17 ¾																												
Arm	25																														
Upholstery		Shipping																													
COM Ydg	10 ¼	Ctn Wt	193																												
COL Sq Ft	110	Cu Ft	64																												
	CVM3558-44-L	<ul style="list-style-type: none"> maple legs standard walnut or white oak legs available, specify and add \$375 list seat and surround ship assembled specify upholstery on seat separately from upholstery on screen tablet arm available, specify and add \$770 list, indicate finish or laminate power available in the front of the upholstered chair, specify and add \$429 list, indicate color 	A \$5,439 B \$5,606 COL/C \$5,898 D \$6,273 E \$6,592 F \$7,151 G \$7,749 H \$8,261 I \$9,176 J \$10,260 L1 \$8,506 L2 \$9,384																												

To Order, Specify:

- 1 Model Number
- 2 Wood Species
 - a.) Maple (M)
 - b.) Walnut (W) - upcharge applies
 - c.) White Oak (O) - upcharge applies
- 3 Wood Finish/Paint Color [See Wood Finish/Color Options](#)
- 4 Fabric Selection - vendor, pattern and color
Visit www.jsifurniture.com/finishes-and-materials/textiles for our textiles program. See selection of standard and graded in manufacturers and patterns.
- 5 Optional Tablet Arm - indicate None (NTB) or Yes (TBT); Laminate (L) or Veneer (V)
- 6 Optional Seating Power Unit - Black (B) or White (W)


Specifications

- chair frame is puzzle jointed plywood construction
- back has a 3 ¾" tapered multi-density high resilience polyurethane foam
- arm has 3" multi-density polyurethane foam
- seat has synthetic sheet webbing and 5" multi-density high resilience polyurethane foam
- solid hardwood exterior frame
- mortise and tenon construction with corner blocks, glue and screws
- standard with rubber cushion adjustable metal leveling glides
- railroad upholstery on screens
- privacy wing and hood requires field installation
- false welt detail around the perimeter of surround
- linking brackets included

Description	① Model	Specifications	List Price Per Grade																
45° Curved Seat with 44" h Screen 	CVM4536-44 · maple legs standard · walnut or white oak legs available, specify and add \$325 list · seat and screen ship assembled · specify upholstery on seat separately from upholstery on screen	<table border="1"> <thead> <tr> <th>Dimensions</th> <th>D</th> <th>W</th> <th>H</th> </tr> </thead> <tbody> <tr> <td>Overall</td> <td>34</td> <td>52 ½</td> <td>44</td> </tr> <tr> <td>Seat</td> <td>20</td> <td>-</td> <td>17 ¾</td> </tr> </tbody> </table>	Dimensions	D	W	H	Overall	34	52 ½	44	Seat	20	-	17 ¾	COM \$4,554 A \$4,620 B \$4,750 COL/C \$4,978 D \$5,271 E \$5,520 F \$5,955 G \$6,422 H \$6,822 I \$7,536 J \$8,383 L1 \$7,014 L2 \$7,699				
		Dimensions	D	W	H														
Overall	34	52 ½	44																
Seat	20	-	17 ¾																
<table border="1"> <thead> <tr> <th>Upholstery</th> <th>Shipping</th> </tr> </thead> <tbody> <tr> <td>COM Ydg 8</td> <td>Ctn Wt 146</td> </tr> <tr> <td>COL Sq Ft 99</td> <td>Cu Ft 57</td> </tr> </tbody> </table> *screen available in fabric only, no leather	Upholstery	Shipping	COM Ydg 8	Ctn Wt 146	COL Sq Ft 99	Cu Ft 57													
Upholstery	Shipping																		
COM Ydg 8	Ctn Wt 146																		
COL Sq Ft 99	Cu Ft 57																		
90° Curved Seat with 44" h Screen 	CVM9036-44 · maple legs standard · walnut or white oak legs available, specify and add \$570 list · seat and screen ship assembled · specify upholstery on seat separately from upholstery on screen	<table border="1"> <thead> <tr> <th>Dimensions</th> <th>D</th> <th>W</th> <th>H</th> </tr> </thead> <tbody> <tr> <td>Overall</td> <td>45</td> <td>96 ¼</td> <td>44</td> </tr> <tr> <td>Seat</td> <td>20</td> <td>-</td> <td>17 ¾</td> </tr> </tbody> </table>	Dimensions	D	W	H	Overall	45	96 ¼	44	Seat	20	-	17 ¾	COM \$7,584 A \$7,697 B \$7,921 COL/C \$8,312 D \$8,816 E \$9,243 F \$9,992 G \$10,795 H \$11,481 I \$12,710 J \$14,164 L1 \$11,811 L2 \$12,988				
		Dimensions	D	W	H														
Overall	45	96 ¼	44																
Seat	20	-	17 ¾																
<table border="1"> <thead> <tr> <th>Upholstery</th> <th>Shipping</th> </tr> </thead> <tbody> <tr> <td>COM Ydg 13 ¾</td> <td>Ctn Wt 232</td> </tr> <tr> <td>COL Sq Ft 204</td> <td>Cu Ft 136</td> </tr> </tbody> </table> *screen available in fabric only, no leather	Upholstery	Shipping	COM Ydg 13 ¾	Ctn Wt 232	COL Sq Ft 204	Cu Ft 136													
Upholstery	Shipping																		
COM Ydg 13 ¾	Ctn Wt 232																		
COL Sq Ft 204	Cu Ft 136																		
Corner Seat with 44" h Screen 	CVM3434-44-C · maple legs standard · walnut or white oak legs available, specify and add \$364 list · seat and surround ship assembled · specify upholstery on seat separately from upholstery on screen · fabric on seat of unit runs diagonal	<table border="1"> <thead> <tr> <th>Dimensions</th> <th>D</th> <th>W</th> <th>H</th> </tr> </thead> <tbody> <tr> <td>Overall</td> <td>34 ¼</td> <td>34 ¼</td> <td>44</td> </tr> <tr> <td>Seat</td> <td>20</td> <td>20</td> <td>17 ¾</td> </tr> <tr> <td>Arm</td> <td></td> <td></td> <td>-</td> </tr> </tbody> </table>	Dimensions	D	W	H	Overall	34 ¼	34 ¼	44	Seat	20	20	17 ¾	Arm			-	COM \$4,259 A \$4,321 B \$4,443 COL/C \$4,656 D \$4,931 E \$5,164 F \$5,573 G \$6,011 H \$6,385 I \$7,055 J \$7,848 L1 \$6,565 L2 \$7,207
		Dimensions	D	W	H														
Overall	34 ¼	34 ¼	44																
Seat	20	20	17 ¾																
Arm			-																
<table border="1"> <thead> <tr> <th>Upholstery</th> <th>Shipping</th> </tr> </thead> <tbody> <tr> <td>COM Ydg 7 ½</td> <td>Ctn Wt 141</td> </tr> <tr> <td>COL Sq Ft 83</td> <td>Cu Ft 38</td> </tr> </tbody> </table> *screen available in fabric only, no leather	Upholstery	Shipping	COM Ydg 7 ½	Ctn Wt 141	COL Sq Ft 83	Cu Ft 38													
Upholstery	Shipping																		
COM Ydg 7 ½	Ctn Wt 141																		
COL Sq Ft 83	Cu Ft 38																		

To Order, Specify:

- ① Model Number
- ② Wood Species
 - a.) Maple (M)
 - b.) Walnut (W) - upcharge applies
 - c.) White Oak (O) - upcharge applies
- ③ Wood Finish/Paint Color [See Wood Finish/Color Options](#)
- ④ Fabric Selection - vendor, pattern and color
 Visit www.jsifurniture.com/finishes-and-materials/textiles for our textiles program. See selection of standard and graded in manufacturers and patterns.


Description	① Model	Specifications			List Price Per Grade			
		Dimensions	D	W	H	COM		
Corner Table with 44" h Screen 	CVT3434-44-C · maple legs standard · walnut or white oak legs available, specify and add \$364 list · seat and surround ship assembled · specify upholstery on seat separately from upholstery on screen · power available in surface, specify and add \$429 list, indicate color · surface available in veneer or laminate with 1 mm bank	Overall	34 1/4	34 1/4	44	COM	\$3,371	
		Upholstery		Shipping				
		COM Ydg	5 3/4	Ctn Wt	139	COL/C	\$3,676	
		COL Sq Ft	44	Cu Ft	38	D	\$3,886	
		*screen available in fabric only, no leather					E	\$4,065
						F	\$4,378	
						G	\$4,714	
						H	\$5,001	
						I	\$5,515	
						J	\$6,123	
						L1	\$5,139	
						L2	\$5,631	


To Order, Specify:


- ① Model Number
- ② Table Top Surface Material [See Table Top Surface Options](#)
 - a.) Laminate Surface
 - b.) Veneer Surface
- ③ Fabric Selection - vendor, pattern and color
 Visit www.jsifurniture.com/finishes-and-materials/textiles for our textiles program. See selection of standard and graded in manufacturers and patterns.
- ④ Optional Surface Power Unit - Black (B) or White (W)

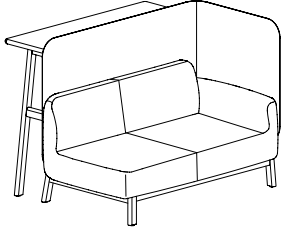
Specifications

- chair frame is puzzle jointed plywood construction
- back has a 3 3/4" tapered multi-density high resilience polyurethane foam
- arm has 3" multi-density polyurethane foam
- seat has synthetic sheet webbing and 5" multi-density high resilience polyurethane foam
- solid hardwood exterior frame
- mortise and tenon construction with corner blocks, glue and screws
- standard with rubber cushion adjustable metal leveling glides
- railroad upholstery on screens
- privacy wing and hood requires field installation
- false welt detail around the perimeter of surround
- linking brackets included

Description	① Model	Specifications	List Price Per Grade												
Single Seat with Privacy Screen and Stand-Up Surface 	CVM3425-44-S · maple legs standard · walnut or white oak legs available, specify and add \$570 list · seat and screen ship assembled - shelf ships separately · specify upholstery on seat separately from upholstery on screen · stand-up surface is 42" high off floor and 14 1/2" deep · stand-up surface available in veneer with bullnose or laminate with pvc edge · power available in stand-up surface, specify and add \$429 list, indicate color	<table border="1"> <thead> <tr> <th>Dimensions</th> <th>D</th> <th>W</th> <th>H</th> </tr> </thead> <tbody> <tr> <td>Overall</td> <td>48 3/4</td> <td>25</td> <td>44</td> </tr> <tr> <td>Seat</td> <td>20</td> <td>25</td> <td>17 3/4</td> </tr> </tbody> </table>	Dimensions	D	W	H	Overall	48 3/4	25	44	Seat	20	25	17 3/4	COM \$4,044 A \$4,081 B \$4,155 COL/C \$4,283 D \$4,447 E \$4,587 F \$4,833 G \$5,095 H \$5,320 I \$5,722 J \$6,198 L1 \$5,428 L2 \$5,813
		Dimensions	D	W	H										
Overall	48 3/4	25	44												
Seat	20	25	17 3/4												
<table border="1"> <thead> <tr> <th>Upholstery</th> <th colspan="3">Shipping</th> </tr> </thead> <tbody> <tr> <td>COM Ydg</td> <td>4 1/2</td> <td>Ctn Wt</td> <td>146</td> </tr> <tr> <td>COL Sq Ft</td> <td>61</td> <td>Cu Ft</td> <td>31</td> </tr> </tbody> </table> *screen available in fabric only, no leather	Upholstery	Shipping			COM Ydg	4 1/2	Ctn Wt	146	COL Sq Ft	61	Cu Ft	31			
Upholstery	Shipping														
COM Ydg	4 1/2	Ctn Wt	146												
COL Sq Ft	61	Cu Ft	31												

Two Seat with Privacy Screen and Stand-Up Surface 	CVM3450-44-S · maple legs standard · walnut or white oak legs available, specify and add \$686 list · seat and screen ship assembled - shelf ships separately · specify upholstery on seat separately from upholstery on screen · stand-up surface is 42" high off floor and 14 1/2" deep · stand-up surface available in veneer with bullnose or laminate with pvc edge · power available in stand-up surface, specify and add \$429 list, indicate color	<table border="1"> <thead> <tr> <th>Dimensions</th> <th>D</th> <th>W</th> <th>H</th> </tr> </thead> <tbody> <tr> <td>Overall</td> <td>48 3/4</td> <td>50</td> <td>44</td> </tr> <tr> <td>Seat</td> <td>20</td> <td>50</td> <td>17 3/4</td> </tr> </tbody> </table>	Dimensions	D	W	H	Overall	48 3/4	50	44	Seat	20	50	17 3/4	COM \$5,242 A \$5,300 B \$5,414 COL/C \$5,613 D \$5,869 E \$6,087 F \$6,468 G \$6,877 H \$7,226 I \$7,852 J \$8,592 L1 \$7,394 L2 \$7,994
		Dimensions	D	W	H										
Overall	48 3/4	50	44												
Seat	20	50	17 3/4												
<table border="1"> <thead> <tr> <th>Upholstery</th> <th colspan="3">Shipping</th> </tr> </thead> <tbody> <tr> <td>COM Ydg</td> <td>7</td> <td>Ctn Wt</td> <td>201</td> </tr> <tr> <td>COL Sq Ft</td> <td>99</td> <td>Cu Ft</td> <td>59</td> </tr> </tbody> </table> *screen available in fabric only, no leather	Upholstery	Shipping			COM Ydg	7	Ctn Wt	201	COL Sq Ft	99	Cu Ft	59			
Upholstery	Shipping														
COM Ydg	7	Ctn Wt	201												
COL Sq Ft	99	Cu Ft	59												

Single Seat with Arm and Privacy Screen and Stand-Up Surface  <p>left shown</p>	CVM3533-44-R-S CVM3533-44-L-S · maple legs standard · walnut or white oak legs available, specify and add \$596 list · seat and surround ship assembled - shelf ships separately · specify upholstery on seat separately from upholstery on screen · power available in the front of the upholstered chair, specify and add \$429 list, indicate color · tablet arm available, specify and add \$770 list, indicate finish or laminate · stand-up surface is 42" high off floor and 14 1/2" deep · stand-up surface available with bullnose or laminate with pvc edge	<table border="1"> <thead> <tr> <th>Dimensions</th> <th>D</th> <th>W</th> <th>H</th> </tr> </thead> <tbody> <tr> <td>Overall</td> <td>49 3/4</td> <td>32 1/2</td> <td>44</td> </tr> <tr> <td>Seat</td> <td>20</td> <td>23 1/2</td> <td>17 3/4</td> </tr> <tr> <td>Arm</td> <td></td> <td></td> <td>25</td> </tr> </tbody> </table>	Dimensions	D	W	H	Overall	49 3/4	32 1/2	44	Seat	20	23 1/2	17 3/4	Arm			25	COM \$5,108 A \$5,168 B \$5,286 COL/C \$5,492 D \$5,758 E \$5,983 F \$6,378 G \$6,801 H \$7,163 I \$7,811 J \$8,578 L1 \$7,337 L2 \$7,958
		Dimensions	D	W	H														
Overall	49 3/4	32 1/2	44																
Seat	20	23 1/2	17 3/4																
Arm			25																
<table border="1"> <thead> <tr> <th>Upholstery</th> <th colspan="3">Shipping</th> </tr> </thead> <tbody> <tr> <td>COM Ydg</td> <td>7 1/4</td> <td>Ctn Wt</td> <td>174</td> </tr> <tr> <td>COL Sq Ft</td> <td>77</td> <td>Cu Ft</td> <td>42</td> </tr> </tbody> </table> *screen available in fabric only, no leather	Upholstery	Shipping			COM Ydg	7 1/4	Ctn Wt	174	COL Sq Ft	77	Cu Ft	42							
Upholstery	Shipping																		
COM Ydg	7 1/4	Ctn Wt	174																
COL Sq Ft	77	Cu Ft	42																


Description	① Model	Specifications				List Price Per Grade		
		Dimensions	D	W	H	COM	COL/C	
Two Seat with Arm and Privacy Screen and Stand-Up Surface	CVM3558-44-R-S	Overall	49 ¾	57 ½	44	\$6,292		
	CVM3558-44-L-S	Seat	20	48 ½	17 ¾	\$6,376		
 <p>left shown</p>	<ul style="list-style-type: none"> maple legs standard walnut or white oak legs available, specify and add \$686 list seat and surround ship assembled - shelf ships separately specify upholstery on seat separately from upholstery on screen power available in the front of the upholstered chair, specify and add \$429 list, indicate color tablet arm available, specify and add \$770 list, indicate finish or laminate stand-up surface is 42" high off floor and 14 ½" deep stand-up surface available with bullnose or laminate with pvc edge 	Arm			25	\$6,543		
		Upholstery		Shipping				\$6,835
		COM Ydg	10 ¼	Ctn Wt	241			\$7,210
		COL Sq Ft	110	Cu Ft	68			\$7,529
		*screen available in fabric only, no leather					\$8,088	
						\$8,686		
						\$9,198		
						\$10,113		
						\$11,197		
						\$9,443		
						\$10,321		

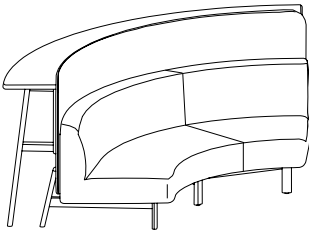
To Order, Specify:

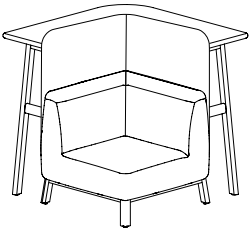
- ① Model Number
- ② Stand-Up Surface Material [See Stand Up Surface Options](#)
 - a.) Laminate Surface
 - b.) Veneer Surface
- ③ Leg
 - a.) Wood Finish [See Wood Finish Options](#)
 - b.) Paint Color [See Paint Color Options](#)
- ④ Fabric Selection - vendor, pattern and color
 Visit www.jsifurniture.com/finishes-and-materials/textiles for our textiles program. See selection of standard and graded in manufacturers and patterns.
- ⑤ Optional Tablet Arm; Laminate (L) or Veneer (V)
- ⑥ Optional Seating Power Unit
- ⑦ Optional Shelf Power Unit

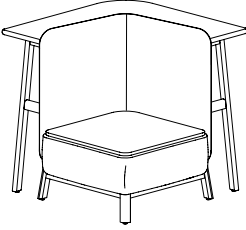
Specifications

- chair frame is puzzle jointed plywood construction
- back has a 3 ¾" tapered multi-density high resilience polyurethane foam
- arm has 3" multi-density polyurethane foam
- seat has synthetic sheet webbing and 5" multi-density high resilience polyurethane foam
- solid hardwood exterior frame
- mortise and tenon construction with corner blocks, glue and screws
- standard with rubber cushion adjustable metal leveling glides
- surrounds produced from molded plywood construction
- railroad upholstery on screens
- false welt detail around perimeter of surround
- linking brackets included
- stand-up surface is field installed
- 1 ¾" thick worksurface with a bullnosed internal wood rim or pvc edge

Description	① Model	Specifications	List Price Per Grade												
45° Curved Seat with Privacy Screen and Stand-Up Surface 	CVM4536-44-S · maple legs standard · walnut or white oak legs available, specify and add \$693 list · seat and screen ship assembled - shelf ships separately · specify upholstery on seat separately from upholstery on screen · stand-up surface is 42" high off floor and 14 1/2" deep · stand-up surface available in veneer with bullnose or laminate with pvc edge · power available in stand-up surface, specify and add \$429 list, indicate color	<table border="1"> <thead> <tr> <th>Dimensions</th> <th>D</th> <th>W</th> <th>H</th> </tr> </thead> <tbody> <tr> <td>Overall</td> <td>48 1/2</td> <td>52 1/2</td> <td>44</td> </tr> <tr> <td>Seat</td> <td>20</td> <td>-</td> <td>17 3/4</td> </tr> </tbody> </table>	Dimensions	D	W	H	Overall	48 1/2	52 1/2	44	Seat	20	-	17 3/4	COM \$5,756 A \$5,822 B \$5,952 COL/C \$6,180 D \$6,473 E \$6,722 F \$7,157 G \$7,624 H \$8,024 I \$8,738 J \$9,585 L1 \$8,216 L2 \$8,901
		Dimensions	D	W	H										
Overall	48 1/2	52 1/2	44												
Seat	20	-	17 3/4												
<table border="1"> <thead> <tr> <th>Upholstery</th> <th>Shipping</th> </tr> </thead> <tbody> <tr> <td>COM Ydg 8</td> <td>Ctn Wt 196</td> </tr> <tr> <td>COL Sq Ft 99</td> <td>Cu Ft 62</td> </tr> </tbody> </table> *screen available in fabric only, no leather	Upholstery	Shipping	COM Ydg 8	Ctn Wt 196	COL Sq Ft 99	Cu Ft 62									
Upholstery	Shipping														
COM Ydg 8	Ctn Wt 196														
COL Sq Ft 99	Cu Ft 62														

90° Curved Seat with Privacy Screen and Stand-Up Surface 	CVM9036-44-S · maple legs standard · walnut or white oak legs available, specify and add \$1,190 list · seat and screen ship assembled - shelf ships separately · specify upholstery on seat separately from upholstery on screen · stand-up surface is 42" high off floor and 14 1/2" deep · stand-up surface available in veneer with bullnose or laminate with pvc edge · power available in stand-up surface, specify and add \$429 list, indicate color	<table border="1"> <thead> <tr> <th>Dimensions</th> <th>D</th> <th>W</th> <th>H</th> </tr> </thead> <tbody> <tr> <td>Overall</td> <td>48 1/2</td> <td>96 1/4</td> <td>44</td> </tr> <tr> <td>Seat</td> <td>20</td> <td>-</td> <td>17 3/4</td> </tr> </tbody> </table>	Dimensions	D	W	H	Overall	48 1/2	96 1/4	44	Seat	20	-	17 3/4	COM \$9,793 A \$9,906 B \$10,130 COL/C \$10,521 D \$11,025 E \$11,452 F \$12,201 G \$13,004 H \$13,690 I \$14,919 J \$16,373 L1 \$14,020 L2 \$15,197
		Dimensions	D	W	H										
Overall	48 1/2	96 1/4	44												
Seat	20	-	17 3/4												
<table border="1"> <thead> <tr> <th>Upholstery</th> <th>Shipping</th> </tr> </thead> <tbody> <tr> <td>COM Ydg 13 3/4</td> <td>Ctn Wt 319</td> </tr> <tr> <td>COL Sq Ft 204</td> <td>Cu Ft 145</td> </tr> </tbody> </table> *screen available in fabric only, no leather	Upholstery	Shipping	COM Ydg 13 3/4	Ctn Wt 319	COL Sq Ft 204	Cu Ft 145									
Upholstery	Shipping														
COM Ydg 13 3/4	Ctn Wt 319														
COL Sq Ft 204	Cu Ft 145														

Corner Seat with Privacy Screen and Stand-Up Surface 	CVM3434-44-C-S · maple legs standard · walnut or white oak legs available, specify and add \$899 list · seat and surround ship assembled - shelf ships separately · specify upholstery on seat separately from upholstery on screen · stand-up surface is 42" high off floor and 14 1/2" deep · stand-up surface available in veneer with bullnose or laminate with pvc edge · power available in stand-up surface, specify and add \$429 list, indicate color · fabric on seat of unit runs diagonal	<table border="1"> <thead> <tr> <th>Dimensions</th> <th>D</th> <th>W</th> <th>H</th> </tr> </thead> <tbody> <tr> <td>Overall</td> <td>34 1/4</td> <td>34 1/4</td> <td>44</td> </tr> <tr> <td>Seat</td> <td>20</td> <td>20</td> <td>17 3/4</td> </tr> <tr> <td>Arm</td> <td></td> <td></td> <td>-</td> </tr> </tbody> </table>	Dimensions	D	W	H	Overall	34 1/4	34 1/4	44	Seat	20	20	17 3/4	Arm			-	COM \$5,597 A \$5,659 B \$5,781 COL/C \$5,994 D \$6,269 E \$6,502 F \$6,911 G \$7,349 H \$7,723 I \$8,393 J \$9,186 L1 \$7,903 L2 \$8,545
		Dimensions	D	W	H														
Overall	34 1/4	34 1/4	44																
Seat	20	20	17 3/4																
Arm			-																
<table border="1"> <thead> <tr> <th>Upholstery</th> <th>Shipping</th> </tr> </thead> <tbody> <tr> <td>COM Ydg 7 1/2</td> <td>Ctn Wt 205</td> </tr> <tr> <td>COL Sq Ft 83</td> <td>Cu Ft 45</td> </tr> </tbody> </table> *screen available in fabric only, no leather	Upholstery	Shipping	COM Ydg 7 1/2	Ctn Wt 205	COL Sq Ft 83	Cu Ft 45													
Upholstery	Shipping																		
COM Ydg 7 1/2	Ctn Wt 205																		
COL Sq Ft 83	Cu Ft 45																		

Description	Model	Specifications				List Price Per Grade									
		Dimensions	D	W	H	COM									
Corner Table with Privacy Screen and Stand-Up Surface 	CVT3434-44-C-S · maple legs standard · walnut or white oak legs available, specify and add \$899 list · seat and surround ship assembled - shelf ships separately · specify upholstery on seat separately from upholstery on screen · stand-up surface is 42" high off floor and 14 1/2" deep · stand-up surface available in veneer with bullnose or laminate with pvc edge · power available in stand-up surface, specify and add \$429 list, indicate color · table surface available in veneer or laminate with 1 mm band	Overall	34 1/4	34 1/4	44	COM	\$4,712								
		<table border="1"> <thead> <tr> <th>Upholstery</th> <th>Shipping</th> </tr> </thead> <tbody> <tr> <td>COM Ydg</td> <td>5 3/4</td> </tr> <tr> <td>COL Sq Ft</td> <td>44</td> </tr> <tr> <td>Ctn Wt</td> <td>203</td> </tr> <tr> <td>Cu Ft</td> <td>45</td> </tr> </tbody> </table>		Upholstery	Shipping	COM Ydg	5 3/4	COL Sq Ft	44	Ctn Wt	203	Cu Ft	45		
Upholstery	Shipping														
COM Ydg	5 3/4														
COL Sq Ft	44														
Ctn Wt	203														
Cu Ft	45														
						D	\$5,227								
						E	\$5,406								
						F	\$5,719								
						G	\$6,055								
						H	\$6,342								
						I	\$6,856								
						J	\$7,464								
						L1	\$6,480								
						L2	\$6,972								

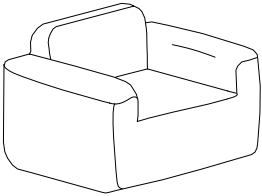
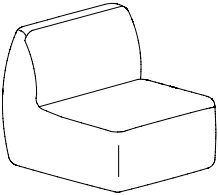
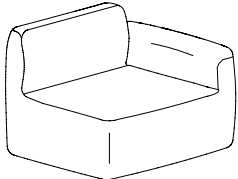
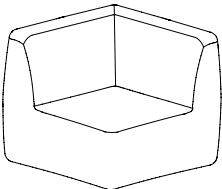
*screen available in fabric only, no leather

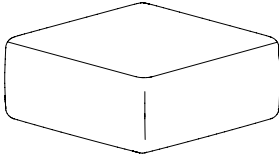
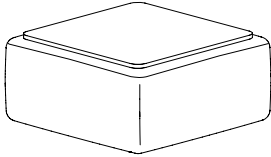
To Order, Specify:

- 1 Model Number
- 2 Stand-Up Surface Material [See Stand Up Surface Options](#)
 - a.) Laminate Surface
 - b.) Veneer Surface
- 3 Leg
 - a.) Wood Finish [See Wood Finish Options](#)
 - b.) Paint Color [See Paint Color Options](#)
- 4 Fabric Selection - vendor, pattern and color
 Visit www.jsifurniture.com/finishes-and-materials/textiles for our textiles program. See selection of standard and graded in manufacturers and patterns.
- 5 Optional Tablet Arm; Laminate (L) or Veneer (V)
- 6 Optional Seating Power Unit
- 7 Optional Shelf Power Unit

Specifications

- chair frame is puzzle jointed plywood construction
- back has a 3 3/4" tapered multi-density high resilience polyurethane foam
- arm has 3" multi-density polyurethane foam
- seat has synthetic sheet webbing and 5" multi-density high resilience polyurethane foam
- solid hardwood exterior frame
- mortise and tenon construction with corner blocks, glue and screws
- standard with rubber cushion adjustable metal leveling glides
- surrounds produced from molded plywood construction
- railroad upholstery on screens
- false welt detail around perimeter of surround
- linking brackets included
- stand-up surface is field installed
- 1 3/8" thick worksurface with a bullnosed internal wood rim or pvc edge

Description	① Model	Specifications	List Price Per Grade																												
	CVS3444-31 · tablet arm available, specify and add \$770 list, indicate right or left as seated and finish · power available in the side of the upholstered chair, specify and add \$429 list, indicate right or left as seated and color	<table border="1"> <thead> <tr> <th>Dimensions</th> <th>D</th> <th>W</th> <th>H</th> </tr> </thead> <tbody> <tr> <td>Overall</td> <td>34 ¼</td> <td>44</td> <td>30 ½</td> </tr> <tr> <td>Seat</td> <td>21</td> <td>24</td> <td>17 ¾</td> </tr> <tr> <td>Arm</td> <td></td> <td></td> <td>25</td> </tr> <tr> <th colspan="2">Upholstery</th> <th colspan="2">Shipping</th> </tr> <tr> <td>COM Ydg</td> <td>6</td> <td>Ctn Wt</td> <td>113</td> </tr> <tr> <td>COL Sq Ft</td> <td>144</td> <td>Cu Ft</td> <td>30</td> </tr> </tbody> </table>	Dimensions	D	W	H	Overall	34 ¼	44	30 ½	Seat	21	24	17 ¾	Arm			25	Upholstery		Shipping		COM Ydg	6	Ctn Wt	113	COL Sq Ft	144	Cu Ft	30	COM \$2,834 A \$2,884 B \$2,981 COL/C \$3,152 D \$3,372 E \$3,558 F \$3,885 G \$4,235 H \$4,535 I \$5,071 J \$5,706 L1 \$4,866 L2 \$5,426
		Dimensions	D	W	H																										
Overall	34 ¼	44	30 ½																												
Seat	21	24	17 ¾																												
Arm			25																												
Upholstery		Shipping																													
COM Ydg	6	Ctn Wt	113																												
COL Sq Ft	144	Cu Ft	30																												
	CVS3431-31 · power available in the side of the upholstered chair, specify and add \$429 list, indicate right or left as seated and color	<table border="1"> <thead> <tr> <th>Dimensions</th> <th>D</th> <th>W</th> <th>H</th> </tr> </thead> <tbody> <tr> <td>Overall</td> <td>34 ¼</td> <td>30 ½</td> <td>30 ½</td> </tr> <tr> <td>Seat</td> <td>21</td> <td>30 ½</td> <td>17 ¾</td> </tr> <tr> <td>Arm</td> <td></td> <td></td> <td>-</td> </tr> <tr> <th colspan="2">Upholstery</th> <th colspan="2">Shipping</th> </tr> <tr> <td>COM Ydg</td> <td>4 ½</td> <td>Ctn Wt</td> <td>91</td> </tr> <tr> <td>COL Sq Ft</td> <td>108</td> <td>Cu Ft</td> <td>22</td> </tr> </tbody> </table>	Dimensions	D	W	H	Overall	34 ¼	30 ½	30 ½	Seat	21	30 ½	17 ¾	Arm			-	Upholstery		Shipping		COM Ydg	4 ½	Ctn Wt	91	COL Sq Ft	108	Cu Ft	22	COM \$2,112 A \$2,149 B \$2,223 COL/C \$2,351 D \$2,515 E \$2,655 F \$2,901 G \$3,163 H \$3,388 I \$3,790 J \$4,266 L1 \$3,636 L2 \$4,056
		Dimensions	D	W	H																										
Overall	34 ¼	30 ½	30 ½																												
Seat	21	30 ½	17 ¾																												
Arm			-																												
Upholstery		Shipping																													
COM Ydg	4 ½	Ctn Wt	91																												
COL Sq Ft	108	Cu Ft	22																												
 <p>left shown</p>	CVS3441-31-R CVS3441-31-L · tablet arm available, specify and add \$770 list, indicate finish or laminate · power available in the front of the upholstered chair, specify and add \$429 list, indicate color	<table border="1"> <thead> <tr> <th>Dimensions</th> <th>D</th> <th>W</th> <th>H</th> </tr> </thead> <tbody> <tr> <td>Overall</td> <td>34 ¼</td> <td>41</td> <td>30 ½</td> </tr> <tr> <td>Seat</td> <td>21</td> <td>29</td> <td>17 ¾</td> </tr> <tr> <td>Arm</td> <td></td> <td></td> <td>25</td> </tr> <tr> <th colspan="2">Upholstery</th> <th colspan="2">Shipping</th> </tr> <tr> <td>COM Ydg</td> <td>5</td> <td>Ctn Wt</td> <td>94</td> </tr> <tr> <td>COL Sq Ft</td> <td>120</td> <td>Cu Ft</td> <td>29</td> </tr> </tbody> </table>	Dimensions	D	W	H	Overall	34 ¼	41	30 ½	Seat	21	29	17 ¾	Arm			25	Upholstery		Shipping		COM Ydg	5	Ctn Wt	94	COL Sq Ft	120	Cu Ft	29	COM \$2,570 A \$2,611 B \$2,693 COL/C \$2,835 D \$3,018 E \$3,174 F \$3,446 G \$3,738 H \$3,988 I \$4,434 J \$4,963 L1 \$4,263 L2 \$4,730
		Dimensions	D	W	H																										
Overall	34 ¼	41	30 ½																												
Seat	21	29	17 ¾																												
Arm			25																												
Upholstery		Shipping																													
COM Ydg	5	Ctn Wt	94																												
COL Sq Ft	120	Cu Ft	29																												
	CVS3434-31-C · power available in the sides, specify right or left as seated, along with color and add \$429 list · fabric on seat of unit runs diagonal	<table border="1"> <thead> <tr> <th>Dimensions</th> <th>D</th> <th>W</th> <th>H</th> </tr> </thead> <tbody> <tr> <td>Overall</td> <td>34 ¼</td> <td>34 ¼</td> <td>30 ½</td> </tr> <tr> <td>Seat</td> <td>21</td> <td>21</td> <td>17 ¾</td> </tr> <tr> <td>Arm</td> <td></td> <td></td> <td>-</td> </tr> <tr> <th colspan="2">Upholstery</th> <th colspan="2">Shipping</th> </tr> <tr> <td>COM Ydg</td> <td>5 ¼</td> <td>Ctn Wt</td> <td>77</td> </tr> <tr> <td>COL Sq Ft</td> <td>126</td> <td>Cu Ft</td> <td>24</td> </tr> </tbody> </table>	Dimensions	D	W	H	Overall	34 ¼	34 ¼	30 ½	Seat	21	21	17 ¾	Arm			-	Upholstery		Shipping		COM Ydg	5 ¼	Ctn Wt	77	COL Sq Ft	126	Cu Ft	24	COM \$2,560 A \$2,603 B \$2,689 COL/C \$2,838 D \$3,031 E \$3,194 F \$3,480 G \$3,786 H \$4,048 I \$4,517 J \$5,073 L1 \$4,338 L2 \$4,828
		Dimensions	D	W	H																										
Overall	34 ¼	34 ¼	30 ½																												
Seat	21	21	17 ¾																												
Arm			-																												
Upholstery		Shipping																													
COM Ydg	5 ¼	Ctn Wt	77																												
COL Sq Ft	126	Cu Ft	24																												

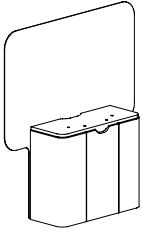
Description	1 Model	Specifications	List Price Per Grade																																						
Ottoman 	CV03434-17 · power available in the sides, specify right, left or both, along with color and add \$429 list per unit	<table border="1"> <thead> <tr> <th>Dimensions</th> <th>D</th> <th>W</th> <th>H</th> </tr> </thead> <tbody> <tr> <td>Overall</td> <td>34</td> <td>34</td> <td>17</td> </tr> <tr> <td>Seat</td> <td>34</td> <td>34</td> <td>17 ¾</td> </tr> </tbody> </table>	Dimensions	D	W	H	Overall	34	34	17	Seat	34	34	17 ¾	<table border="1"> <tbody> <tr> <td>COM</td> <td>\$1,543</td> </tr> <tr> <td>A</td> <td>\$1,572</td> </tr> <tr> <td>B</td> <td>\$1,629</td> </tr> <tr> <td>COL/C</td> <td>\$1,729</td> </tr> <tr> <td>D</td> <td>\$1,857</td> </tr> <tr> <td>E</td> <td>\$1,966</td> </tr> <tr> <td>F</td> <td>\$2,156</td> </tr> <tr> <td>G</td> <td>\$2,361</td> </tr> <tr> <td>H</td> <td>\$2,535</td> </tr> <tr> <td>I</td> <td>\$2,848</td> </tr> <tr> <td>J</td> <td>\$3,218</td> </tr> <tr> <td>L1</td> <td>\$2,728</td> </tr> <tr> <td>L2</td> <td>\$3,055</td> </tr> </tbody> </table>	COM	\$1,543	A	\$1,572	B	\$1,629	COL/C	\$1,729	D	\$1,857	E	\$1,966	F	\$2,156	G	\$2,361	H	\$2,535	I	\$2,848	J	\$3,218	L1	\$2,728	L2	\$3,055
		Dimensions	D	W	H																																				
Overall	34	34	17																																						
Seat	34	34	17 ¾																																						
COM	\$1,543																																								
A	\$1,572																																								
B	\$1,629																																								
COL/C	\$1,729																																								
D	\$1,857																																								
E	\$1,966																																								
F	\$2,156																																								
G	\$2,361																																								
H	\$2,535																																								
I	\$2,848																																								
J	\$3,218																																								
L1	\$2,728																																								
L2	\$3,055																																								
<table border="1"> <thead> <tr> <th>Upholstery</th> <th>Shipping</th> </tr> </thead> <tbody> <tr> <td>COM Ydg</td> <td>3 ½ Ctn Wt 68</td> </tr> <tr> <td>COL Sq Ft</td> <td>84 Cu Ft 14</td> </tr> </tbody> </table>	Upholstery	Shipping	COM Ydg	3 ½ Ctn Wt 68	COL Sq Ft	84 Cu Ft 14																																			
Upholstery	Shipping																																								
COM Ydg	3 ½ Ctn Wt 68																																								
COL Sq Ft	84 Cu Ft 14																																								
Table 	CVT3434-17 · power available in surface, specify and add \$429 list, indicate color · surface available veneer or laminate	<table border="1"> <thead> <tr> <th>Dimensions</th> <th>D</th> <th>W</th> <th>H</th> </tr> </thead> <tbody> <tr> <td>Overall</td> <td>34</td> <td>34</td> <td>17</td> </tr> </tbody> </table>	Dimensions	D	W	H	Overall	34	34	17	<table border="1"> <tbody> <tr> <td>COM</td> <td>\$1,611</td> </tr> <tr> <td>A</td> <td>\$1,632</td> </tr> <tr> <td>B</td> <td>\$1,673</td> </tr> <tr> <td>COL/C</td> <td>\$1,744</td> </tr> <tr> <td>D</td> <td>\$1,835</td> </tr> <tr> <td>E</td> <td>\$1,913</td> </tr> <tr> <td>F</td> <td>\$2,049</td> </tr> <tr> <td>G</td> <td>\$2,195</td> </tr> <tr> <td>H</td> <td>\$2,320</td> </tr> <tr> <td>I</td> <td>\$2,543</td> </tr> <tr> <td>J</td> <td>\$2,808</td> </tr> <tr> <td>L1</td> <td>\$2,380</td> </tr> <tr> <td>L2</td> <td>\$2,594</td> </tr> </tbody> </table>	COM	\$1,611	A	\$1,632	B	\$1,673	COL/C	\$1,744	D	\$1,835	E	\$1,913	F	\$2,049	G	\$2,195	H	\$2,320	I	\$2,543	J	\$2,808	L1	\$2,380	L2	\$2,594				
		Dimensions	D	W	H																																				
Overall	34	34	17																																						
COM	\$1,611																																								
A	\$1,632																																								
B	\$1,673																																								
COL/C	\$1,744																																								
D	\$1,835																																								
E	\$1,913																																								
F	\$2,049																																								
G	\$2,195																																								
H	\$2,320																																								
I	\$2,543																																								
J	\$2,808																																								
L1	\$2,380																																								
L2	\$2,594																																								
<table border="1"> <thead> <tr> <th>Upholstery</th> <th>Shipping</th> </tr> </thead> <tbody> <tr> <td>COM Ydg</td> <td>2 ½ Ctn Wt 93</td> </tr> <tr> <td>COL Sq Ft</td> <td>55 Cu Ft 14</td> </tr> </tbody> </table>	Upholstery	Shipping	COM Ydg	2 ½ Ctn Wt 93	COL Sq Ft	55 Cu Ft 14																																			
Upholstery	Shipping																																								
COM Ydg	2 ½ Ctn Wt 93																																								
COL Sq Ft	55 Cu Ft 14																																								

To Order, Specify:

- 1 Model Number
- 2 Table Surface Material [See Table Top Surface Options](#)
 - a.) Laminate Surface
 - b.) Veneer Surface
- 3 Fabric Selection - vendor, pattern and color
 Visit www.jsifurniture.com/finishes-and-materials/textiles for our textiles program. See selection of standard and graded in manufacturers and patterns.
- 4 Optional Tablet Arm - Indicate Left (TBL) or Right Arm (TBR) as seated; Laminate (L) or Veneer (V)
- 5 Optional Power Unit - Black (B) or White (W)

Specifications

- chair frame is puzzle jointed plywood construction
- back has a 3 ¾" tapered multi-density high resilience polyurethane foam
- arm has 3" multi-density polyurethane foam
- seat has synthetic sheet webbing and 5" multi-density high resilience polyurethane foam
- plastic foot standard
- linking brackets included

Description	① Model	Specifications				List Price Per Grade	
<p>Media Panel for Runoff Table</p> 	<p>CVP1249-52MEDT</p> <ul style="list-style-type: none"> · use with runoff table · removable lower panel for wire management access · wire management cutout in surface · TV bracket available, specify and add \$438 list; accomodates up to 32" TV 	Dimensions		D	W	H	COM \$2,220
		Overall	12	49	52	A \$2,257	
		Upholstery		Shipping		B \$2,331	
		COM Ydg	4 ½	Ctn Wt	91	C \$2,459	
				Cu Ft	22	D \$2,623	
				E \$2,763			
				F \$3,009			
				G \$3,271			
				H \$3,496			
				I \$3,898			
				J \$4,374			

C̄AAV

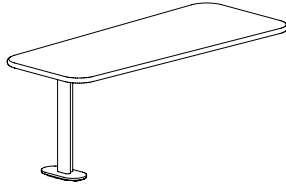
To Order, Specify:

- ① Model Number
- ② Surface Material [See Surface Material Options](#)
 - a.) Laminate Surface
 - b.) Veneer Surface
- ③ Leg
 - a.) Wood Finish [See Wood Finish Options](#)
 - b.) Paint Color [See Paint Color Options](#)
- ④ Fabric Selection - vendor, pattern and color
 Visit www.jsifurniture.com/finishes-and-materials/textiles for our textiles program. See selection of standard and graded in manufacturers and patterns.

Specifications

- case frame is puzzle jointed plywood construction
- solid hardwood leg cover
- standard with rubber cushion adjustable metal leveling glides on case
- railroad upholstery on screens (and case so they match unless otherwise specified)
- media unit ships assembled
- neoprene pad beneath table base to "self-level"
- media wall has removable lower panel for wire access
- 1 ¾" thick worksurface with a radiused corners and a bullnosed internal wood rim

Description	D	W	H	CTN WT	CU FT	① Model	List Price
Runoff Table for Media Panel		74	26½	98	20	CV2974-26ROMT	\$1,963
		50	26½	69	14	CV2950-26ROMT	\$1,800



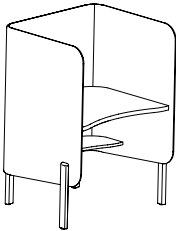
- use with CVP1249-52MEDT
- use two seat lounge with CV2950-26ROMT
- use three seat lounge with CV2974-26ROMT
- maple post standard
- walnut or white oak post available, specify and add \$138 list for CV2950-26ROMT and add \$177 list for CV2974-26ROMT
- surface available in veneer with bullnose or laminate with pvc edge
- edge of veneer table surface is maple, unless walnut or white oak legs are specified, then rim is same as leg species and upcharge applies
- edge of laminate table surface is matching pvc
- EC46 power unit available in surface, specify and add \$421 list, indicate color

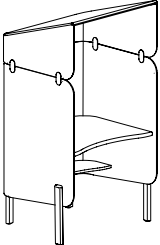
To Order, Specify:

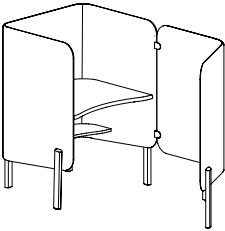
- ① Model Number
- ② Surface Material [See Surface Material Options](#)
 - a.) Laminate Surface
 - b.) Veneer Surface
- ③ Leg
 - a.) Wood Finish [See Wood Finish Options](#)
 - b.) Paint Color [See Paint Color Options](#)
- ④ Fabric Selection - vendor, pattern and color
Visit www.jsifurniture.com/finishes-and-materials/textiles for our textiles program. See selection of standard and graded in manufacturers and patterns.
- ⑤ Metal Color [See Metal Color Options](#)
- ⑥ Optional Surface Power Unit

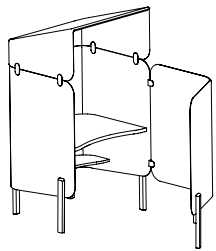
Specifications

- case frame is puzzle jointed plywood construction
- solid hardwood leg cover
- standard with rubber cushion adjustable metal leveling glides on case
- railroad upholstery on screens (and case so they match unless otherwise specified)
- media unit ships assembled
- runoff table requires field assembly and installation
- neoprene pad beneath table base to "self-level"
- media wall has removable lower panel for wire access
- TV bracket available on media wall; recommended TV size 32"
- 2" rectangular column - 14 guage steel - with solid wood cover on runoff table with integrated oval base with neoprene pads to "self-level"
- 1 ¾" thick worksurface with a bullnosed internal wood rim or pvc edge

Description	① Model	Specifications	List Price Per Grade																																												
Desk Pod 	CVD3439-52 <ul style="list-style-type: none"> · maple legs standard · walnut or white oak legs available, specify and add \$208 list · surface available in veneer with bullnose or laminate with pvc edge · edge of laminate table surface is matching pvc · table surface height is 29 1/2" · power available in surface, specify and add \$429 list, indicate color 	<table border="1"> <thead> <tr> <th>Dimensions</th> <th>D</th> <th>W</th> <th>H</th> </tr> </thead> <tbody> <tr> <td>Overall</td> <td>33 1/2</td> <td>39</td> <td>52</td> </tr> </tbody> </table>	Dimensions	D	W	H	Overall	33 1/2	39	52	<table border="1"> <thead> <tr> <th>COM</th> <th>Grade</th> <th>Price</th> </tr> </thead> <tbody> <tr><td>COM</td><td></td><td>\$4,462</td></tr> <tr><td>A</td><td></td><td>\$4,512</td></tr> <tr><td>B</td><td></td><td>\$4,609</td></tr> <tr><td>C</td><td></td><td>\$4,780</td></tr> <tr><td>D</td><td></td><td>\$5,000</td></tr> <tr><td>E</td><td></td><td>\$5,186</td></tr> <tr><td>F</td><td></td><td>\$5,513</td></tr> <tr><td>G</td><td></td><td>\$5,863</td></tr> <tr><td>H</td><td></td><td>\$6,163</td></tr> <tr><td>I</td><td></td><td>\$6,699</td></tr> <tr><td>J</td><td></td><td>\$7,334</td></tr> </tbody> </table>	COM	Grade	Price	COM		\$4,462	A		\$4,512	B		\$4,609	C		\$4,780	D		\$5,000	E		\$5,186	F		\$5,513	G		\$5,863	H		\$6,163	I		\$6,699	J		\$7,334
		Dimensions	D	W	H																																										
Overall	33 1/2	39	52																																												
COM	Grade	Price																																													
COM		\$4,462																																													
A		\$4,512																																													
B		\$4,609																																													
C		\$4,780																																													
D		\$5,000																																													
E		\$5,186																																													
F		\$5,513																																													
G		\$5,863																																													
H		\$6,163																																													
I		\$6,699																																													
J		\$7,334																																													
		<table border="1"> <thead> <tr> <th>Upholstery</th> <th colspan="2">Shipping</th> </tr> </thead> <tbody> <tr> <td>COM Ydg</td> <td>6</td> <td>Ctn Wt 150</td> </tr> <tr> <td></td> <td></td> <td>Cu Ft 49</td> </tr> </tbody> </table>	Upholstery	Shipping		COM Ydg	6	Ctn Wt 150			Cu Ft 49																																				
Upholstery	Shipping																																														
COM Ydg	6	Ctn Wt 150																																													
		Cu Ft 49																																													

Description	① Model	Specifications	List Price Per Grade																																												
Desk Pod with Hood 	CVD3439-72 <ul style="list-style-type: none"> · maple legs standard · walnut or white oak legs available, specify and add \$208 list · desk and surround ships assembled - hood ships separately · surface available in veneer with bullnose or laminate with pvc edge · edge of laminate table surface is matching pvc · table surface height is 29 1/2" · power available in surface, specify and add \$429 list indicate color 	<table border="1"> <thead> <tr> <th>Dimensions</th> <th>D</th> <th>W</th> <th>H</th> </tr> </thead> <tbody> <tr> <td>Overall</td> <td>33 1/2</td> <td>39</td> <td>72</td> </tr> </tbody> </table>	Dimensions	D	W	H	Overall	33 1/2	39	72	<table border="1"> <thead> <tr> <th>COM</th> <th>Grade</th> <th>Price</th> </tr> </thead> <tbody> <tr><td>COM</td><td></td><td>\$6,315</td></tr> <tr><td>A</td><td></td><td>\$6,410</td></tr> <tr><td>B</td><td></td><td>\$6,597</td></tr> <tr><td>C</td><td></td><td>\$6,924</td></tr> <tr><td>D</td><td></td><td>\$7,345</td></tr> <tr><td>E</td><td></td><td>\$7,703</td></tr> <tr><td>F</td><td></td><td>\$8,329</td></tr> <tr><td>G</td><td></td><td>\$9,001</td></tr> <tr><td>H</td><td></td><td>\$9,575</td></tr> <tr><td>I</td><td></td><td>\$10,602</td></tr> <tr><td>J</td><td></td><td>\$11,819</td></tr> </tbody> </table>	COM	Grade	Price	COM		\$6,315	A		\$6,410	B		\$6,597	C		\$6,924	D		\$7,345	E		\$7,703	F		\$8,329	G		\$9,001	H		\$9,575	I		\$10,602	J		\$11,819
		Dimensions	D	W	H																																										
Overall	33 1/2	39	72																																												
COM	Grade	Price																																													
COM		\$6,315																																													
A		\$6,410																																													
B		\$6,597																																													
C		\$6,924																																													
D		\$7,345																																													
E		\$7,703																																													
F		\$8,329																																													
G		\$9,001																																													
H		\$9,575																																													
I		\$10,602																																													
J		\$11,819																																													
		<table border="1"> <thead> <tr> <th>Upholstery</th> <th colspan="2">Shipping</th> </tr> </thead> <tbody> <tr> <td>COM Ydg</td> <td>11 1/2</td> <td>Ctn Wt 210</td> </tr> <tr> <td></td> <td></td> <td>Cu Ft 67</td> </tr> </tbody> </table>	Upholstery	Shipping		COM Ydg	11 1/2	Ctn Wt 210			Cu Ft 67																																				
Upholstery	Shipping																																														
COM Ydg	11 1/2	Ctn Wt 210																																													
		Cu Ft 67																																													

Description	① Model	Specifications	List Price Per Grade																																												
Desk Pod with Privacy Wing  left shown	CVD7739-52-R CVD7739-52-L <ul style="list-style-type: none"> · maple legs standard · walnut or white oak legs available, specify and add \$286 list · desk and surround ships assembled - wing ships separately · surface available in veneer with bullnose or laminate with pvc edge · edge of laminate table surface is matching pvc · table surface height is 29 1/2" · power available in surface, specify and add \$429 list indicate color 	<table border="1"> <thead> <tr> <th>Dimensions</th> <th>D</th> <th>W</th> <th>H</th> </tr> </thead> <tbody> <tr> <td>Overall</td> <td>76 1/2</td> <td>39</td> <td>52</td> </tr> </tbody> </table>	Dimensions	D	W	H	Overall	76 1/2	39	52	<table border="1"> <thead> <tr> <th>COM</th> <th>Grade</th> <th>Price</th> </tr> </thead> <tbody> <tr><td>COM</td><td></td><td>\$5,857</td></tr> <tr><td>A</td><td></td><td>\$5,935</td></tr> <tr><td>B</td><td></td><td>\$6,090</td></tr> <tr><td>C</td><td></td><td>\$6,360</td></tr> <tr><td>D</td><td></td><td>\$6,708</td></tr> <tr><td>E</td><td></td><td>\$7,004</td></tr> <tr><td>F</td><td></td><td>\$7,521</td></tr> <tr><td>G</td><td></td><td>\$8,076</td></tr> <tr><td>H</td><td></td><td>\$8,550</td></tr> <tr><td>I</td><td></td><td>\$9,399</td></tr> <tr><td>J</td><td></td><td>\$10,403</td></tr> </tbody> </table>	COM	Grade	Price	COM		\$5,857	A		\$5,935	B		\$6,090	C		\$6,360	D		\$6,708	E		\$7,004	F		\$7,521	G		\$8,076	H		\$8,550	I		\$9,399	J		\$10,403
		Dimensions	D	W	H																																										
Overall	76 1/2	39	52																																												
COM	Grade	Price																																													
COM		\$5,857																																													
A		\$5,935																																													
B		\$6,090																																													
C		\$6,360																																													
D		\$6,708																																													
E		\$7,004																																													
F		\$7,521																																													
G		\$8,076																																													
H		\$8,550																																													
I		\$9,399																																													
J		\$10,403																																													
		<table border="1"> <thead> <tr> <th>Upholstery</th> <th colspan="2">Shipping</th> </tr> </thead> <tbody> <tr> <td>COM Ydg</td> <td>9 1/2</td> <td>Ctn Wt 201</td> </tr> <tr> <td></td> <td></td> <td>Cu Ft 76</td> </tr> </tbody> </table>	Upholstery	Shipping		COM Ydg	9 1/2	Ctn Wt 201			Cu Ft 76																																				
Upholstery	Shipping																																														
COM Ydg	9 1/2	Ctn Wt 201																																													
		Cu Ft 76																																													

Description	① Model	Specifications			List Price Per Grade																																
Desk Pod with Privacy Wing and Hood  left shown	CVD7739-72-R CVD7739-72-L	<table border="1"> <thead> <tr> <th data-bbox="836 199 1088 231">Dimensions</th> <th data-bbox="1088 199 1144 231">D</th> <th data-bbox="1144 199 1242 231">W</th> <th data-bbox="1242 199 1339 231">H</th> </tr> </thead> <tbody> <tr> <td data-bbox="836 231 1088 273">Overall</td> <td data-bbox="1088 231 1144 273">76½</td> <td data-bbox="1144 231 1242 273">39</td> <td data-bbox="1242 231 1339 273">72</td> </tr> </tbody> </table>			Dimensions	D	W	H	Overall	76½	39	72	<table border="1"> <thead> <tr> <th data-bbox="1339 199 1421 231">COM</th> <th data-bbox="1421 199 1555 231">Price</th> </tr> </thead> <tbody> <tr> <td data-bbox="1339 231 1421 262">COM</td> <td data-bbox="1421 231 1555 262">\$7,419</td> </tr> <tr> <td data-bbox="1339 262 1421 294">A</td> <td data-bbox="1421 262 1555 294">\$7,542</td> </tr> <tr> <td data-bbox="1339 294 1421 325">B</td> <td data-bbox="1421 294 1555 325">\$7,786</td> </tr> <tr> <td data-bbox="1339 325 1421 357">C</td> <td data-bbox="1421 325 1555 357">\$8,213</td> </tr> <tr> <td data-bbox="1339 357 1421 388">D</td> <td data-bbox="1421 357 1555 388">\$8,762</td> </tr> <tr> <td data-bbox="1339 388 1421 420">E</td> <td data-bbox="1421 388 1555 420">\$9,229</td> </tr> <tr> <td data-bbox="1339 420 1421 451">F</td> <td data-bbox="1421 420 1555 451">\$10,046</td> </tr> <tr> <td data-bbox="1339 451 1421 483">G</td> <td data-bbox="1421 451 1555 483">\$10,922</td> </tr> <tr> <td data-bbox="1339 483 1421 514">H</td> <td data-bbox="1421 483 1555 514">\$11,671</td> </tr> <tr> <td data-bbox="1339 514 1421 546">I</td> <td data-bbox="1421 514 1555 546">\$13,011</td> </tr> <tr> <td data-bbox="1339 546 1421 577">J</td> <td data-bbox="1421 546 1555 577">\$14,597</td> </tr> </tbody> </table>	COM	Price	COM	\$7,419	A	\$7,542	B	\$7,786	C	\$8,213	D	\$8,762	E	\$9,229	F	\$10,046	G	\$10,922	H	\$11,671	I	\$13,011	J	\$14,597
	Dimensions	D	W	H																																	
Overall	76½	39	72																																		
COM	Price																																				
COM	\$7,419																																				
A	\$7,542																																				
B	\$7,786																																				
C	\$8,213																																				
D	\$8,762																																				
E	\$9,229																																				
F	\$10,046																																				
G	\$10,922																																				
H	\$11,671																																				
I	\$13,011																																				
J	\$14,597																																				
<ul style="list-style-type: none"> · maple legs standard · walnut or white oak legs available, specify and add \$286 list · desk and surround ships assembled - hood and wing ships separately · surface available in veneer with bullnose or laminate with pvc edge · edge of of laminate table surface is matching pvc · table surface height is 29 ½” · power available in surface, specify and add \$429 list, indicate color 	<table border="1"> <thead> <tr> <th data-bbox="836 273 1088 315">Upholstery</th> <th colspan="2" data-bbox="1088 273 1339 315">Shipping</th> </tr> </thead> <tbody> <tr> <td data-bbox="836 315 1088 357">COM Ydg</td> <td data-bbox="1088 315 1144 357">15</td> <td data-bbox="1144 315 1339 357">Ctn Wt 261</td> </tr> <tr> <td></td> <td></td> <td data-bbox="1144 357 1339 388">Cu Ft 94</td> </tr> </tbody> </table>			Upholstery	Shipping		COM Ydg	15	Ctn Wt 261			Cu Ft 94																									
Upholstery	Shipping																																				
COM Ydg	15	Ctn Wt 261																																			
		Cu Ft 94																																			

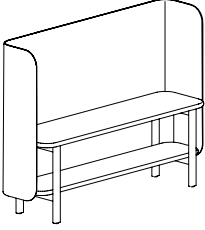
To Order, Specify:

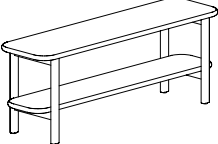
- ① Model Number
- ② Surface Material [See Surface Material Options](#)
 - a.) Laminate Surface
 - b.) Veneer Surface
- ③ Leg
 - a.) Wood Finish [See Wood Finish Options](#)
 - b.) Paint Color [See Paint Color Options](#)
- ④ Fabric Selection - vendor, pattern and color
 Visit www.jsifurniture.com/finishes-and-materials/textiles for our textiles program.
 See selection of standard and graded in manufacturers and patterns.
- ⑤ Metal Color [See Metal Color Options](#)
- ⑥ Optional Surface Power Unit

Specifications

- solid hardwood legs
- standard with rubber cushion adjustable metal leveling glides
- surrounds produced from molded plywood construction
- railroad upholstery on screens
- false welt detail around perimeter of surround
- 1 ¾” thick worksurface with a bullnosed internal wood rim or pvc edge

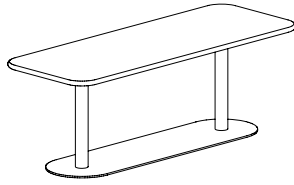
CAA

Description	① Model	Specifications			List Price Per Grade	
Media Credenza with Privacy Surround 	CV1864-48MCPS · maple legs standard · walnut or white oak legs available, specify and add \$441 list · surface available in veneer with bullnose or laminate with pvc edge · edge of laminate table surface is matching pvc · table surface: 23”h · wire management cutout in surface · lower shelf at 9 ¼ from floor	Dimensions	D	W	H	COM \$3,649
		Overall	18	64	48	A \$3,694
		Upholstery	Shipping		B \$3,784	C \$3,941
		COM Ydg	5 ½	Ctn Wt	180	D \$4,142
				Cu Ft	42	E \$4,313
						F \$4,613
						G \$4,934
						H \$5,208
						I \$5,700
						J \$6,281

Description	D	W	H	CTN WT	CU FT	① Model	List Price
Media Credenza  <ul style="list-style-type: none"> · maple legs standard · walnut or white oak legs available, specify and add \$441 list · surface available in veneer with bullnose or laminate with pvc edge · edge of laminate table surface is matching pvc · lower shelf at 9 ¼ from floor 	17	62	23	89	18	CV1762-23MC	\$2,159

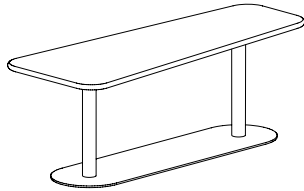
C̄AAV

Description	D	W	H	CTN WT	CU FT	① Model	List Price
Lounge Work Table - Rectangular	27½	74	26½	212	16	CV2974-26LWTR	\$4,362
	27½	50	26½	139	11	CV2950-26LWTR	\$3,014



- surface available in veneer with bullnose or laminate with pvc edge
- power available in surface, specify and add \$429 list, indicate color

Description	D	W	H	CTN WT	CU FT	① Model	List Price
Lounge Work Table - View	26 narrow end 29 wide end	74	26½	212	16	CV2974-26LWTV	\$4,362
	26 narrow end 29 wide end	50	26½	139	11	CV2950-26LWTV	\$3,014



- surface available in veneer with bullnose or laminate with pvc edge
- power available in surface, specify and add \$429 list, indicate color

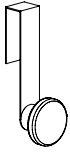
To Order, Specify:

- ① Model Number
- ② Surface Material [See Surface Material Options](#)
 - a.) Laminate Surface
 - b.) Veneer Surface
- ③ Leg
 - a.) Wood Finish [See Wood Finish Options](#)
 - b.) Paint Color [See Paint Color Options](#)
- ④ Fabric Selection - vendor, pattern and color
 Visit www.jsifurniture.com/finishes-and-materials/textiles for our textiles program.
 See selection of standard and graded in manufacturers and patterns.
- ⑤ Metal Color [See Metal Color Options](#)
- ⑥ Optional Surface Power Unit

Specifications

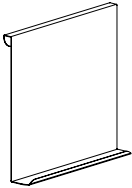
- 3" diameter column - 14 guage steel
- ¾" thick steel base
- neoprene pad beneath base to "self-level"
- table required field assembly and installation
- 1 ¾" thick worksurface with a bullnosed internal wood rim or pvc edge

Description	D	W	H	CTN WT	CU FT	① Model	List Price
Coat Hook	3 1/8	2 1/2	7	2	1	CVA0307WS-KNOB	\$257

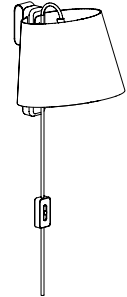


- maple knob standard
- walnut or white oak knob available, specify and add \$29 list
- supported by a metal hook
- maximum weight rating 10 lbs. (evenly distributed load)

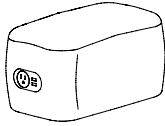
Markerboard	4	20	19	15	2	CVA-MARKBOARD	\$513
-------------	---	----	----	----	---	---------------	-------



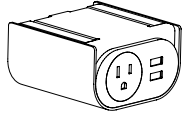
Sconce Light	10 1/2	9	9 5/8	9	4	CVA-SCONCE	\$669
--------------	--------	---	-------	---	---	------------	-------



- supported by a metal hook
- 15" graphite fabric cord
- cord mounted rocker on/off switch - three prong plug fabric power cord
- on/off switch on cord 32" from light - field assembly required
- maximum 60 watt light bulb, NOT included/LED bulb recommended
- select Maharam Mode Shade Fabric Color
- maple sconce support standard
- walnut or white oak available, specify and add \$29 list

Description	① Model	Specifications			List Price Per Grade		
		Dimensions	D	W	H	COM	COL/C
Power Bolster 	CVA-BOLSTER · use between modular units · includes fastening hardware to attach to seating in the field · optional power, specify and add \$429 list · simplex receptacle and dual powered USB-A · 102" graphite fabric cord · specify black or white	Overall	14 1/2	8 1/2	7 1/2	A	\$605
		Upholstery		Shipping		B	\$617
		COM Ydg	3/4	Ctn Wt	15	COL/C	\$638
		COL Sq Ft	16	Cu Ft	1	D	\$666
					E	\$689	
					F	\$730	
					G	\$774	
					H	\$811	
					I	\$878	
					J	\$957	
					L1	\$821	
					L2	\$884	

Description	D	W	H	CTN WT	CU FT	① Model	List Price
Under Surface/Side Mount Power	3 7/8	3 5/8	2 1/8	3	1	EC47	\$452



- simplex receptacle and dual powered USB-A
- 108" graphite fabric cord
- specify black or white

CĀAV

To Order, Specify:

- ① Model Number
- ② Fabric Selection - vendor, pattern and color
Visit www.jsifurniture.com/finishes-and-materials/textiles for our textiles program.
See selection of standard and graded in manufacturers and patterns.
- ③ Lamp Shade - Maharam - Mode
See www.maharam.com/products for color selection

Class Act Order Check List:



Specify:

- 1. Model Number
- 2. Wood Species - Red Oak (RO) or Maple (M)
- 3. Wood Finish/Paint Color
- 4. Fabric Selection - vendor, pattern and color
- 5. Optional Linking Brackets - add \$46 list per chair/bench
- 6. Optional Laser Engraved Back - specify location and size
- 7. Optional Rubber Cushion Nylon Glides - no upcharge; LEG MODELS ONLY

Example:

11C (model #)	RO (wood species)	HEN (finish)	MOMENTUM (fabric vendor)	VOX (pattern name)	MYSTIC (pattern color)
-------------------------	-----------------------------	------------------------	------------------------------------	------------------------------	----------------------------------

1. Model Number

2. Wood Species - Red Oak (RO) or Maple (M)

3. Wood Base/Arm Cap Finish Options:

Red Oak

BRW Brownie	ECU Ecru
CAN Canyon	HEN Henna
CIT Citron	HNY Honey
DES Desert	NUT Nut Brown

Maple

BAR Barrel	MCH Mocha
BRK Brickdust	OBK Outback
BUF Buff	PIL Pilsner
CSK Cask	PIN Pinnacle Walnut
CND Cinder	RAV Raven
CLY Clay	RYE Rye
EGR Egret	SAB Sable
FAW Fawn	SAD Saddle
FLX Flax	SIE Sienna
FLN Flint	TRF Truffle
FLO Florence Walnut	UMB Umber
LOF Loft	VAL Valley
MES Mesa	WLH Walnut Heights
MIN Mineral	

Paint Color - add \$47 list per item;

BKD Backdrop	NVL Novel Lilac
BFX Black Fox	PPL Patchwork Plum
BRV Bravado Red	PGR Pewter Green
BWH Bright White	QAL Queen Anne Lilac
BRF Broccoflower	RPT Redend Point
BTT Butternut	ROS Rose Tan
CCY Canyon Clay	SAU Saucy Gold
CHT Chatroom	SVP Silverplate
DEN Denim	SKS Skyline Steel
GAL Gale Force	STM Storm
GRV Greek Villa	TRC Tricorn Black
KGR Kendal Green	UKH Universal Khaki
NWH Nonchalant White	WBL Windy Blue

4. Fabric Selection - Please supply the following:
Fabric vendor/ Pattern name/ Pattern color

[For a complete list of JSI Standard and Graded-In Textiles click here](#)

When specifying contrasting upholstery, indicate clearly which upholstery is to be applied to the seat and back. Use higher grade pricing.

- Indicate direction of fabric - Railroaded or Up the Roll
- Please provide illustration, if available

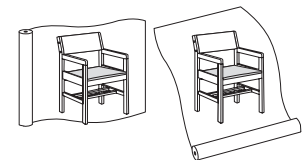
All COM orders must include the following:

- Vendor's name, pattern name and color
- Sample of the fabric attached to order
- Model numbers of items for fabric application
- Special application instructions (e.g., all stripes will be applied front to back unless specified otherwise)
- Customer and purchase order number

Ship prepaid COM material to:

JSI
Attn: COM Department
201 East Martin Street
Receiving B, Dock 71
Orleans, IN 47452

Application of fabric:
Railroaded Up the Roll



All COM orders will ship at standard lead time from receipt of COM except for orders requiring special custom matched finishes.

5. Optional Linking Brackets - add \$46 list per chair/bench

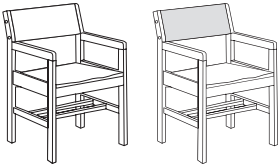
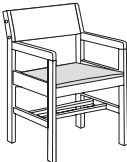
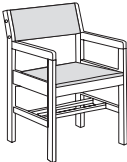


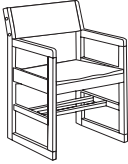
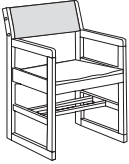
6. Optional Laser Engraved Back - available on models 11A/C, 12A/C, 18A/C and 19A/C. See page VIII of the intro for details.

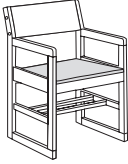


Specify:

- location - inside/outside of back
- size of design

Description	① Model	Specifications	List Price Per Grade																												
<p>Arm</p>  <p>11A all wood</p> <p>11B uph. back</p>	<p>11A All Wood</p> <p>11B Uph. Back</p> <ul style="list-style-type: none"> · optional linking brackets - add \$46 list per chair · optional laser engraved back, specify location and size - see page VIII of Seating Price List online for details (A model only) · coordinating Children's collection - see page CA8 · optional casters - add \$127 list for a set of 4 casters 	<table border="1"> <thead> <tr> <th>Dimensions</th> <th>D</th> <th>W</th> <th>H</th> </tr> </thead> <tbody> <tr> <td>Overall</td> <td>22</td> <td>21</td> <td>32 ¼</td> </tr> <tr> <td>Seat</td> <td>18</td> <td>19</td> <td>18</td> </tr> <tr> <td>Arm</td> <td></td> <td></td> <td>25 ¼</td> </tr> <tr> <th colspan="2">Upholstery</th> <th colspan="2">Shipping</th> </tr> <tr> <td>COM Ydg</td> <td>¾</td> <td>Ctn Wt</td> <td>30</td> </tr> <tr> <td>COL Sq Ft</td> <td>9</td> <td>Cu Ft</td> <td>10</td> </tr> </tbody> </table>	Dimensions	D	W	H	Overall	22	21	32 ¼	Seat	18	19	18	Arm			25 ¼	Upholstery		Shipping		COM Ydg	¾	Ctn Wt	30	COL Sq Ft	9	Cu Ft	10	<p>All Wood \$599</p> <p>COM \$689</p> <p>A \$712</p> <p>B \$735</p> <p>COL/C \$776</p> <p>D \$828</p> <p>E \$884</p> <p>F \$939</p> <p>G \$1,016</p> <p>H \$1,100</p> <p>I \$1,232</p> <p>J \$1,392</p> <p>L1 \$1,033</p> <p>L2 \$1,116</p>
Dimensions	D	W	H																												
Overall	22	21	32 ¼																												
Seat	18	19	18																												
Arm			25 ¼																												
Upholstery		Shipping																													
COM Ydg	¾	Ctn Wt	30																												
COL Sq Ft	9	Cu Ft	10																												
<p>Arm</p> 	<p>11C Uph. Seat</p> <ul style="list-style-type: none"> · optional linking brackets - add \$46 list per chair · optional laser engraved back, specify location and size - see page VIII of Seating Price List online for details · coordinating Children's collection - see page CA8 · optional casters - add \$127 list for a set of 4 casters 	<table border="1"> <thead> <tr> <th>Dimensions</th> <th>D</th> <th>W</th> <th>H</th> </tr> </thead> <tbody> <tr> <td>Overall</td> <td>22</td> <td>21</td> <td>32 ¼</td> </tr> <tr> <td>Seat</td> <td>18</td> <td>19</td> <td>18</td> </tr> <tr> <td>Arm</td> <td></td> <td></td> <td>25 ¼</td> </tr> <tr> <th colspan="2">Upholstery</th> <th colspan="2">Shipping</th> </tr> <tr> <td>COM Ydg</td> <td>¾</td> <td>Ctn Wt</td> <td>30</td> </tr> <tr> <td>COL Sq Ft</td> <td>9</td> <td>Cu Ft</td> <td>10</td> </tr> </tbody> </table>	Dimensions	D	W	H	Overall	22	21	32 ¼	Seat	18	19	18	Arm			25 ¼	Upholstery		Shipping		COM Ydg	¾	Ctn Wt	30	COL Sq Ft	9	Cu Ft	10	<p>COM \$689</p> <p>A \$712</p> <p>B \$735</p> <p>COL/C \$776</p> <p>D \$828</p> <p>E \$884</p> <p>F \$939</p> <p>G \$1,016</p> <p>H \$1,100</p> <p>I \$1,232</p> <p>J \$1,392</p> <p>L1 \$1,033</p> <p>L2 \$1,116</p>
Dimensions	D	W	H																												
Overall	22	21	32 ¼																												
Seat	18	19	18																												
Arm			25 ¼																												
Upholstery		Shipping																													
COM Ydg	¾	Ctn Wt	30																												
COL Sq Ft	9	Cu Ft	10																												
<p>Arm</p> 	<p>11D Uph. Seat/Back</p> <ul style="list-style-type: none"> · optional linking brackets - add \$46 list per chair · coordinating Children's collection - see page CA8 · optional casters - add \$127 list for a set of 4 casters 	<table border="1"> <thead> <tr> <th>Dimensions</th> <th>D</th> <th>W</th> <th>H</th> </tr> </thead> <tbody> <tr> <td>Overall</td> <td>22</td> <td>21</td> <td>32 ¼</td> </tr> <tr> <td>Seat</td> <td>18</td> <td>19</td> <td>18</td> </tr> <tr> <td>Arm</td> <td></td> <td></td> <td>25 ¼</td> </tr> <tr> <th colspan="2">Upholstery</th> <th colspan="2">Shipping</th> </tr> <tr> <td>COM Ydg</td> <td>¾</td> <td>Ctn Wt</td> <td>30</td> </tr> <tr> <td>COL Sq Ft</td> <td>18</td> <td>Cu Ft</td> <td>10</td> </tr> </tbody> </table>	Dimensions	D	W	H	Overall	22	21	32 ¼	Seat	18	19	18	Arm			25 ¼	Upholstery		Shipping		COM Ydg	¾	Ctn Wt	30	COL Sq Ft	18	Cu Ft	10	<p>COM \$763</p> <p>A \$788</p> <p>B \$811</p> <p>COL/C \$853</p> <p>D \$905</p> <p>E \$956</p> <p>F \$1,010</p> <p>G \$1,089</p> <p>H \$1,175</p> <p>I \$1,308</p> <p>J \$1,463</p> <p>L1 \$1,107</p> <p>L2 \$1,191</p>
Dimensions	D	W	H																												
Overall	22	21	32 ¼																												
Seat	18	19	18																												
Arm			25 ¼																												
Upholstery		Shipping																													
COM Ydg	¾	Ctn Wt	30																												
COL Sq Ft	18	Cu Ft	10																												

Description	Model	Specifications	List Price Per Grade																																																								
Arm  <p>12A all wood</p>  <p>12B uph. back</p>	12A All Wood 12B Uph. Back <ul style="list-style-type: none"> optional linking brackets - add \$46 list per chair optional laser engraved back, specify location and size - see page VIII of Seating Price List online for details (A model only) coordinating Children's collection - see page CA8 	<table border="1"> <thead> <tr> <th>Dimensions</th> <th>D</th> <th>W</th> <th>H</th> </tr> </thead> <tbody> <tr> <td>Overall</td> <td>20 ¾</td> <td>21</td> <td>32 ¼</td> </tr> <tr> <td>Seat</td> <td>18</td> <td>19</td> <td>18</td> </tr> <tr> <td>Arm</td> <td></td> <td></td> <td>25</td> </tr> <tr> <th colspan="2">Upholstery</th> <th colspan="2">Shipping</th> </tr> <tr> <td>COM Ydg</td> <td>¾</td> <td>Ctn Wt</td> <td>32</td> </tr> <tr> <td>COL Sq Ft</td> <td>9</td> <td>Cu Ft</td> <td>10</td> </tr> </tbody> </table>	Dimensions	D	W	H	Overall	20 ¾	21	32 ¼	Seat	18	19	18	Arm			25	Upholstery		Shipping		COM Ydg	¾	Ctn Wt	32	COL Sq Ft	9	Cu Ft	10	<table> <tr><td>All Wood</td><td>\$616</td></tr> <tr><td>COM</td><td>\$701</td></tr> <tr><td>A</td><td>\$726</td></tr> <tr><td>B</td><td>\$750</td></tr> <tr><td>COL/C</td><td>\$789</td></tr> <tr><td>D</td><td>\$842</td></tr> <tr><td>E</td><td>\$893</td></tr> <tr><td>F</td><td>\$953</td></tr> <tr><td>G</td><td>\$1,032</td></tr> <tr><td>H</td><td>\$1,114</td></tr> <tr><td>I</td><td>\$1,243</td></tr> <tr><td>J</td><td>\$1,405</td></tr> <tr><td>L1</td><td>\$1,045</td></tr> <tr><td>L2</td><td>\$1,129</td></tr> </table>	All Wood	\$616	COM	\$701	A	\$726	B	\$750	COL/C	\$789	D	\$842	E	\$893	F	\$953	G	\$1,032	H	\$1,114	I	\$1,243	J	\$1,405	L1	\$1,045	L2	\$1,129
	Dimensions	D	W	H																																																							
Overall	20 ¾	21	32 ¼																																																								
Seat	18	19	18																																																								
Arm			25																																																								
Upholstery		Shipping																																																									
COM Ydg	¾	Ctn Wt	32																																																								
COL Sq Ft	9	Cu Ft	10																																																								
All Wood	\$616																																																										
COM	\$701																																																										
A	\$726																																																										
B	\$750																																																										
COL/C	\$789																																																										
D	\$842																																																										
E	\$893																																																										
F	\$953																																																										
G	\$1,032																																																										
H	\$1,114																																																										
I	\$1,243																																																										
J	\$1,405																																																										
L1	\$1,045																																																										
L2	\$1,129																																																										

Arm 	12C Uph. Seat <ul style="list-style-type: none"> optional linking brackets - add \$46 list per chair optional laser engraved back, specify location and size - see page VIII of Seating Price List online for details coordinating Children's collection - see page CA8 	<table border="1"> <thead> <tr> <th>Dimensions</th> <th>D</th> <th>W</th> <th>H</th> </tr> </thead> <tbody> <tr> <td>Overall</td> <td>20 ¾</td> <td>21</td> <td>32 ¼</td> </tr> <tr> <td>Seat</td> <td>18</td> <td>19</td> <td>18</td> </tr> <tr> <td>Arm</td> <td></td> <td></td> <td>25</td> </tr> <tr> <th colspan="2">Upholstery</th> <th colspan="2">Shipping</th> </tr> <tr> <td>COM Ydg</td> <td>¾</td> <td>Ctn Wt</td> <td>32</td> </tr> <tr> <td>COL Sq Ft</td> <td>9</td> <td>Cu Ft</td> <td>10</td> </tr> </tbody> </table>	Dimensions	D	W	H	Overall	20 ¾	21	32 ¼	Seat	18	19	18	Arm			25	Upholstery		Shipping		COM Ydg	¾	Ctn Wt	32	COL Sq Ft	9	Cu Ft	10	<table> <tr><td>COM</td><td>\$701</td></tr> <tr><td>A</td><td>\$726</td></tr> <tr><td>B</td><td>\$750</td></tr> <tr><td>COL/C</td><td>\$789</td></tr> <tr><td>D</td><td>\$842</td></tr> <tr><td>E</td><td>\$893</td></tr> <tr><td>F</td><td>\$953</td></tr> <tr><td>G</td><td>\$1,032</td></tr> <tr><td>H</td><td>\$1,114</td></tr> <tr><td>I</td><td>\$1,243</td></tr> <tr><td>J</td><td>\$1,405</td></tr> <tr><td>L1</td><td>\$1,045</td></tr> <tr><td>L2</td><td>\$1,129</td></tr> </table>	COM	\$701	A	\$726	B	\$750	COL/C	\$789	D	\$842	E	\$893	F	\$953	G	\$1,032	H	\$1,114	I	\$1,243	J	\$1,405	L1	\$1,045	L2	\$1,129
Dimensions	D	W	H																																																						
Overall	20 ¾	21	32 ¼																																																						
Seat	18	19	18																																																						
Arm			25																																																						
Upholstery		Shipping																																																							
COM Ydg	¾	Ctn Wt	32																																																						
COL Sq Ft	9	Cu Ft	10																																																						
COM	\$701																																																								
A	\$726																																																								
B	\$750																																																								
COL/C	\$789																																																								
D	\$842																																																								
E	\$893																																																								
F	\$953																																																								
G	\$1,032																																																								
H	\$1,114																																																								
I	\$1,243																																																								
J	\$1,405																																																								
L1	\$1,045																																																								
L2	\$1,129																																																								

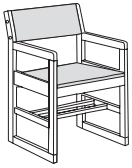
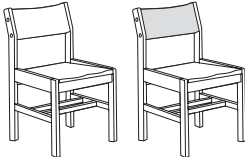

To Order, Specify:


- Model Number
- Wood Species - Red Oak (RO) or Maple (M)
- Wood Finish/Paint Color [See Wood Finish/Paint Color Options](#)
- Fabric Selection - vendor, pattern and color
Visit www.jsifurniture.com/finishes-and-materials/textiles for our textiles program.
See selection of standard and graded in manufacturers and patterns.
- Optional Linking Brackets - add \$46 list per chair
- Optional Laser Engraving Back Imprint - specify location and size; see page VIII of Seating Price List online for details.
(A and C MODELS ONLY)
- Optional Rubber Cushion Nylon Glides - no upcharge

LEG MODELS ONLY

Specifications

- Wood species - Red Oak or Maple.
- Two stretcher shelf for added stability.
- Seat is upholstered with 1 ½" polyurethane foam and synthetic sheet webbing for added comfort.
- Back is upholstered front and back with 1" polyurethane foam.
- Mortise and tenon construction with corner blocks, glue and screws.
- Coordinating Children's collection. See page [CA8](#).
- Standard with rubber cushion metal glides (leg models only).

Description	① Model	Specifications	List Price Per Grade																												
<p>Arm</p> 	<p>12D Uph. Seat/Back</p> <ul style="list-style-type: none"> · optional linking brackets - add \$46 list per chair · coordinating Children's collection - see page CA8 	<table border="1"> <thead> <tr> <th>Dimensions</th> <th>D</th> <th>W</th> <th>H</th> </tr> </thead> <tbody> <tr> <td>Overall</td> <td>20 ¾</td> <td>21</td> <td>32 ¼</td> </tr> <tr> <td>Seat</td> <td>18</td> <td>19</td> <td>18</td> </tr> <tr> <td>Arm</td> <td></td> <td></td> <td>25</td> </tr> <tr> <th colspan="2">Upholstery</th> <th colspan="2">Shipping</th> </tr> <tr> <td>COM Ydg</td> <td>¾</td> <td>Ctn Wt</td> <td>32</td> </tr> <tr> <td>COL Sq Ft</td> <td>18</td> <td>Cu Ft</td> <td>10</td> </tr> </tbody> </table>	Dimensions	D	W	H	Overall	20 ¾	21	32 ¼	Seat	18	19	18	Arm			25	Upholstery		Shipping		COM Ydg	¾	Ctn Wt	32	COL Sq Ft	18	Cu Ft	10	<p>COM \$777</p> <p>A \$803</p> <p>B \$823</p> <p>COL/C \$866</p> <p>D \$920</p> <p>E \$974</p> <p>F \$1,027</p> <p>G \$1,107</p> <p>H \$1,191</p> <p>I \$1,323</p> <p>J \$1,481</p> <p>L1 \$1,122</p> <p>L2 \$1,207</p>
Dimensions	D	W	H																												
Overall	20 ¾	21	32 ¼																												
Seat	18	19	18																												
Arm			25																												
Upholstery		Shipping																													
COM Ydg	¾	Ctn Wt	32																												
COL Sq Ft	18	Cu Ft	10																												
<p>Armless</p>  <p>18A all wood</p> <p>18B uph. back</p>	<p>18A All Wood</p> <p>18B Uph. Back</p> <ul style="list-style-type: none"> · optional linking brackets - add \$46 list per chair · optional laser engraved back, specify location and size - see page VIII of Seating Price List online for details (A model only) · coordinating Children's collection - see page CA8 · optional casters - add \$127 list for a set of 4 casters 	<table border="1"> <thead> <tr> <th>Dimensions</th> <th>D</th> <th>W</th> <th>H</th> </tr> </thead> <tbody> <tr> <td>Overall</td> <td>20 ½</td> <td>19</td> <td>32 ½</td> </tr> <tr> <td>Seat</td> <td>18 ¼</td> <td>17</td> <td>18</td> </tr> <tr> <th colspan="2">Upholstery</th> <th colspan="2">Shipping</th> </tr> <tr> <td>COM Ydg</td> <td>¾</td> <td>Ctn Wt</td> <td>25</td> </tr> <tr> <td>COL Sq Ft</td> <td>9</td> <td>Cu Ft</td> <td>10</td> </tr> </tbody> </table>	Dimensions	D	W	H	Overall	20 ½	19	32 ½	Seat	18 ¼	17	18	Upholstery		Shipping		COM Ydg	¾	Ctn Wt	25	COL Sq Ft	9	Cu Ft	10	<p>All Wood \$550</p> <p>COM \$638</p> <p>A \$665</p> <p>B \$687</p> <p>COL/C \$731</p> <p>D \$781</p> <p>E \$832</p> <p>F \$888</p> <p>G \$970</p> <p>H \$1,053</p> <p>I \$1,185</p> <p>J \$1,342</p> <p>L1 \$983</p> <p>L2 \$1,071</p>				
Dimensions	D	W	H																												
Overall	20 ½	19	32 ½																												
Seat	18 ¼	17	18																												
Upholstery		Shipping																													
COM Ydg	¾	Ctn Wt	25																												
COL Sq Ft	9	Cu Ft	10																												
<p>Armless</p> 	<p>18C Uph. Seat</p> <ul style="list-style-type: none"> · optional linking brackets - add \$46 list per chair · optional laser engraved back, specify location and size - see page VIII of Seating Price List online for details · coordinating Children's collection - see page CA8 · optional casters - add \$127 list for a set of 4 casters 	<table border="1"> <thead> <tr> <th>Dimensions</th> <th>D</th> <th>W</th> <th>H</th> </tr> </thead> <tbody> <tr> <td>Overall</td> <td>20 ½</td> <td>19</td> <td>32 ½</td> </tr> <tr> <td>Seat</td> <td>18 ¼</td> <td>17</td> <td>18</td> </tr> <tr> <th colspan="2">Upholstery</th> <th colspan="2">Shipping</th> </tr> <tr> <td>COM Ydg</td> <td>¾</td> <td>Ctn Wt</td> <td>25</td> </tr> <tr> <td>COL Sq Ft</td> <td>9</td> <td>Cu Ft</td> <td>10</td> </tr> </tbody> </table>	Dimensions	D	W	H	Overall	20 ½	19	32 ½	Seat	18 ¼	17	18	Upholstery		Shipping		COM Ydg	¾	Ctn Wt	25	COL Sq Ft	9	Cu Ft	10	<p>COM \$638</p> <p>A \$665</p> <p>B \$687</p> <p>COL/C \$731</p> <p>D \$781</p> <p>E \$832</p> <p>F \$888</p> <p>G \$970</p> <p>H \$1,053</p> <p>I \$1,185</p> <p>J \$1,342</p> <p>L1 \$983</p> <p>L2 \$1,071</p>				
Dimensions	D	W	H																												
Overall	20 ½	19	32 ½																												
Seat	18 ¼	17	18																												
Upholstery		Shipping																													
COM Ydg	¾	Ctn Wt	25																												
COL Sq Ft	9	Cu Ft	10																												

Description	① Model	Specifications				List Price Per Grade	
		Dimensions	D	W	H	COM	Grade
Armless 	18D Uph. Seat/Back • optional linking brackets - add \$46 list per chair • coordinating Children's collection - see page CA8 • optional casters - add \$127 list for a set of 4 casters	Overall	20 ½	19	32 ½	COM	\$714
		Seat	18 ¼	17	18	COL/C	\$803
		Upholstery		Shipping			
		COM Ydg	¾	Ctn Wt	25	D	\$857
		COL Sq Ft	18	Cu Ft	10	E	\$909
						F	\$967
						G	\$1,044
						H	\$1,127
						I	\$1,260
						J	\$1,418
						L1	\$1,058
						L2	\$1,143

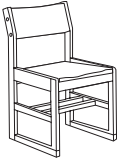

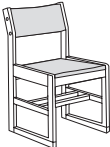
CLASS ACT


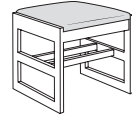
To Order, Specify:

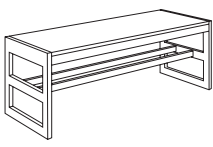
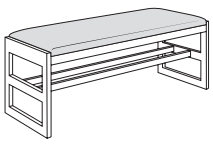
- ① Model Number
- ② Wood Species - Red Oak (RO) or Maple (M)
- ③ Wood Finish/Paint Color [See Wood Finish/Paint Color Options](#)
- ④ Fabric Selection - vendor, pattern and color
Visit www.jsifurniture.com/finishes-and-materials/textiles for our textiles program.
See selection of standard and graded in manufacturers and patterns.
- ⑤ Optional Linking Brackets - add \$46 list per chair
- ⑥ Optional Laser Engraving Back Imprint - specify location and size; see page VIII of Seating Price List online for details.
(A and C MODELS ONLY)
- ⑦ Optional Rubber Cushion Nylon Glides - no upcharge
LEG MODELS ONLY

Specifications

- Wood species - Red Oak or Maple.
- Two stretcher shelf for added stability.
- Seat is upholstered with 1 ½" polyurethane foam and synthetic sheet webbing for added comfort.
- Back is upholstered front and back with 1" polyurethane foam.
- Mortise and tenon construction with corner blocks, glue and screws.
- Coordinating Children's collection. See page [CA8](#).
- Standard with rubber cushion metal glides (leg models only).

Description	① Model	Specifications	List Price Per Grade												
Armless  19A all wood	19A All Wood 19B Uph. Back · optional linking brackets - add \$46 list per chair · optional laser engraved back, specify location and size - see page VIII of Seating Price List online for details (A model only) · coordinating Children's collection - see page CA8	<table border="1"> <thead> <tr> <th>Dimensions</th> <th>D</th> <th>W</th> <th>H</th> </tr> </thead> <tbody> <tr> <td>Overall</td> <td>20 ½</td> <td>19</td> <td>32 ¼</td> </tr> <tr> <td>Seat</td> <td>18</td> <td>17</td> <td>18</td> </tr> </tbody> </table>	Dimensions	D	W	H	Overall	20 ½	19	32 ¼	Seat	18	17	18	All Wood \$565 COM \$656 A \$679 B \$700 COL/C \$742 D \$794 E \$849 F \$899 G \$982 H \$1,069 I \$1,196 J \$1,356 L1 \$999 L2 \$1,080
		Dimensions	D	W	H										
Overall	20 ½	19	32 ¼												
Seat	18	17	18												
<table border="1"> <thead> <tr> <th>Upholstery</th> <th colspan="3">Shipping</th> </tr> </thead> <tbody> <tr> <td>COM Ydg</td> <td>¾</td> <td>Ctn Wt</td> <td>28</td> </tr> <tr> <td>COL Sq Ft</td> <td>9</td> <td>Cu Ft</td> <td>10</td> </tr> </tbody> </table>	Upholstery	Shipping			COM Ydg	¾	Ctn Wt	28	COL Sq Ft	9	Cu Ft	10			
Upholstery	Shipping														
COM Ydg	¾	Ctn Wt	28												
COL Sq Ft	9	Cu Ft	10												
Armless 	19C Uph. Seat · optional linking brackets - add \$46list per chair · optional laser engraved back, specify location and size - see page VIII of Seating Price List online for details · coordinating Children's collection - see page CA8	<table border="1"> <thead> <tr> <th>Dimensions</th> <th>D</th> <th>W</th> <th>H</th> </tr> </thead> <tbody> <tr> <td>Overall</td> <td>20 ½</td> <td>19</td> <td>32 ¼</td> </tr> <tr> <td>Seat</td> <td>18</td> <td>17</td> <td>18</td> </tr> </tbody> </table>	Dimensions	D	W	H	Overall	20 ½	19	32 ¼	Seat	18	17	18	COM \$656 A \$679 B \$700 COL/C \$742 D \$794 E \$849 F \$899 G \$982 H \$1,069 I \$1,196 J \$1,356 L1 \$999 L2 \$1,080
Dimensions	D	W	H												
Overall	20 ½	19	32 ¼												
Seat	18	17	18												
		<table border="1"> <thead> <tr> <th>Upholstery</th> <th colspan="3">Shipping</th> </tr> </thead> <tbody> <tr> <td>COM Ydg</td> <td>¾</td> <td>Ctn Wt</td> <td>28</td> </tr> <tr> <td>COL Sq Ft</td> <td>9</td> <td>Cu Ft</td> <td>10</td> </tr> </tbody> </table>	Upholstery	Shipping			COM Ydg	¾	Ctn Wt	28	COL Sq Ft	9	Cu Ft	10	
Upholstery	Shipping														
COM Ydg	¾	Ctn Wt	28												
COL Sq Ft	9	Cu Ft	10												
Armless 	19D Uph. Seat/Back · optional linking brackets - add \$46 list per chair · coordinating Children's collection - see page CA8	<table border="1"> <thead> <tr> <th>Dimensions</th> <th>D</th> <th>W</th> <th>H</th> </tr> </thead> <tbody> <tr> <td>Overall</td> <td>20 ½</td> <td>19</td> <td>32 ¼</td> </tr> <tr> <td>Seat</td> <td>18</td> <td>17</td> <td>18</td> </tr> </tbody> </table>	Dimensions	D	W	H	Overall	20 ½	19	32 ¼	Seat	18	17	18	COM \$731 A \$752 B \$776 COL/C \$818 D \$867 E \$921 F \$977 G \$1,056 H \$1,140 I \$1,273 J \$1,428 L1 \$1,073 L2 \$1,159
Dimensions	D	W	H												
Overall	20 ½	19	32 ¼												
Seat	18	17	18												
		<table border="1"> <thead> <tr> <th>Upholstery</th> <th colspan="3">Shipping</th> </tr> </thead> <tbody> <tr> <td>COM Ydg</td> <td>¾</td> <td>Ctn Wt</td> <td>28</td> </tr> <tr> <td>COL Sq Ft</td> <td>18</td> <td>Cu Ft</td> <td>10</td> </tr> </tbody> </table>	Upholstery	Shipping			COM Ydg	¾	Ctn Wt	28	COL Sq Ft	18	Cu Ft	10	
Upholstery	Shipping														
COM Ydg	¾	Ctn Wt	28												
COL Sq Ft	18	Cu Ft	10												

Description	Model	Specifications				List Price Per Grade	
		Dimensions	D	W	H	All Wood	COM
Bench 19"w   25A all wood 25C uph. seat	25A All Wood 25C Uph. Seat · optional linking brackets - add \$46 list per bench	Overall	19	19	18	\$657	\$657
	Seat	19	17	18	A \$680	B \$701	
		Upholstery		Shipping		COL/C \$743	D \$796
		COM Ydg	¾	Ctn Wt	22	E \$850	F \$905
		COL Sq Ft	9	Cu Ft	5	G \$983	H \$1,071
						I \$1,197	J \$1,357
						L1 \$1,001	L2 \$1,082

Description	Model	Specifications				List Price Per Grade	
		Dimensions	D	W	H	All Wood	COM
Bench 48"w   26A all wood 26C uph. seat	26A All Wood 26C Uph. Seat · optional linking brackets - add \$46 list per bench	Overall	19	48	18	\$1,017	\$1,009
	Seat	19	46	18	A \$1,038	B \$1,059	
		Upholstery		Shipping		COL/C \$1,105	D \$1,155
		COM Ydg	¾	Ctn Wt	34	E \$1,209	F \$1,262
		COL Sq Ft	23	Cu Ft	13	G \$1,342	H \$1,426
						I \$1,558	J \$1,716
						L1 \$1,357	L2 \$1,441

To Order, Specify:

- 1 Model Number
 - 2 Wood Species - Red Oak (RO) or Maple (M)
 - 3 Wood Finish/Paint Color [See Wood Finish/Paint Color Options](#)
 - 4 Fabric Selection - vendor, pattern and color
Visit www.jsifurniture.com/finishes-and-materials/textiles for our textiles program.
See selection of standard and graded in manufacturers and patterns.
 - 5 Optional Linking Brackets - add \$46 list per chair
 - 6 Optional Laser Engraving Back Imprint - specify location and size; see page VIII of Seating Price List online for details.
(A and C MODELS ONLY)
 - 7 Optional Rubber Cushion Nylon Glides - no upcharge
- LEG MODELS ONLY**

Specifications

- Wood species - Red Oak or Maple.
- Two stretcher shelf for added stability.
- Seat is upholstered with 1 ½" polyurethane foam and synthetic sheet webbing for added comfort.
- Back is upholstered front and back with 1" polyurethane foam.
- Mortise and tenon construction with corner blocks, glue and screws.
- Coordinating Children's collection. See page [CA8](#).
- Standard with rubber cushion metal glides (leg models only).

Class Act Children's Order Check List:



CLASS ACT

Specify:

- 1. Model Number
- 2. Wood Species - Red Oak (RO) or Maple (M)
- 3. Wood Finish/Paint Color
- 4. Fabric Selection - vendor, pattern and color
- 5. Optional Linking Brackets - add \$46 list per chair
- 6. Optional Laser Engraved Back - specify location
- 7. Optional Casters - add \$127 list; standard seat height maintained; LEG MODELS ONLY
- 8. Optional Rubber Cushion Nylon Glides - no upcharge; LEG MODELS ONLY

Example:

16C <small>(model #)</small>	RO <small>(wood species)</small>	HEN <small>(finish)</small>	MOMENTUM <small>(fabric vendor)</small>	VOX <small>(pattern name)</small>	MYSTIC <small>(pattern color)</small>
----------------------------------------	--------------------------------------------	---------------------------------------	---------------------------------------------------	---------------------------------------------	-------------------------------------------------

1. Model Number

2. Wood Species - Red Oak (RO) or Maple (M)

3. Wood Finish/Paint Color Options:

Red Oak

BRW	Brownie	ECU	Ecru
CAN	Canyon	HEN	Henna
CIT	Citron	HNY	Honey
DES	Desert	NUT	Nut Brown

Maple

BAR	Barrel	MCH	Mocha
BRK	Brickdust	OBK	Outback
BUF	Buff	PIL	Pilsner
CSK	Cask	PIN	Pinnacle Walnut
CND	Cinder	RAV	Raven
CLY	Clay	RYE	Rye
EGR	Egret	SAB	Sable
FAW	Fawn	SAD	Saddle
FLX	Flax	SIE	Sienna
FLN	Flint	TRF	Truffle
FLO	Florence Walnut	UMB	Umber
LOF	Loft	VAL	Valley
MES	Mesa	WLH	Walnut Heights
MIN	Mineral		

Paint Color - add \$47 list per item;

Not available with Laser Engraved option

BKD	Backdrop	NVL	Novel Lilac
BFX	Black Fox	PPL	Patchwork Plum
BRV	Bravado Red	PGR	Pewter Green
BWH	Bright White	QAL	Queen Anne Lilac
BRF	Broccoflower	RPT	Redend Point
BTT	Butternut	ROS	Rose Tan
CCY	Canyon Clay	SAU	Saucy Gold
CHT	Chatroom	SVP	Silverplate
DEN	Denim	SKS	Skyline Steel
GAL	Gale Force	STM	Storm
GRV	Greek Villa	TRC	Tricorn Black
KGR	Kendal Green	UKH	Universal Khaki
NWH	Nonchalant White	WBL	Windy Blue

4. Fabric Selection - Please supply the following:
Fabric vendor/ Pattern name/ Pattern color

[For a complete list of JSI Standard and Graded-In Textiles click here](#)

When specifying contrasting upholstery, indicate clearly which upholstery is to be applied to the seat and back. Use higher grade pricing.

- Indicate direction of fabric - Railroaded or Up the Roll
- Please provide illustration, if available

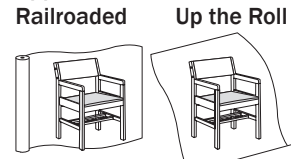
All COM orders must include the following:

- Vendor's name, pattern name and color
- Sample of the fabric attached to order
- Model numbers of items for fabric application
- Special application instructions (e.g., all stripes will be applied front to back unless specified otherwise)
- Customer and purchase order number

Ship prepaid COM

material to:
JSI
Attn: COM Department
201 East Martin Street
Receiving B, Dock 71
Orleans, IN 47452

Application of fabric:



All COM orders will ship at standard lead time from receipt of COM except for orders requiring special custom matched finishes.

5. Optional Linking Brackets - add \$46 list per chair






6. Optional Laser Engraved Back - available on models 14A/C, 15A/C, 16A/C and 17A/C. See page VIII of Seating Price List online for details.




- Specify:**
- location - inside/outside of back
 - size of design

7. Optional Casters - add \$127 list; standard seat height maintained. LEG MODELS ONLY

8. Optional Rubber Cushion Nylon Glides - no upcharge LEG MODELS ONLY

Description	Model	Specifications				List Price Per Grade	
		Dimensions	D	W	H		
Armless 14" h  14A all wood	14A All Wood 14B Uph. Back 14C Uph. Seat optional laser engraved back, specify location and size - see page VIII of Seating Price List online for details (A and C models only)	Overall	15	15	25	All Wood	\$495
		Seat	13	13	14	COM	\$590
 14B uph. back		Upholstery		Shipping		A	\$615
		COM Ydg	2/3	Ctn Wt	17	B	\$632
 14C uph. seat		COL Sq Ft	8	Cu Ft	4	COL/C	\$669
						D	\$714
						E	\$763
						F	\$814
						G	\$884
						H	\$956
						I	\$1,074
						J	\$1,213
						L1	\$893
						L2	\$971









Description	Model	Specifications				List Price Per Grade	
		Dimensions	D	W	H		
Armless 14" h 	14D Uph. Seat/Back	Overall	15	15	25	COM	\$665
		Seat	13	13	14	A	\$685
		Upholstery		Shipping		B	\$706
		COM Ydg	2/3	Ctn Wt	17	COL/C	\$743
		COL Sq Ft	16	Cu Ft	4	D	\$789
						E	\$835
						F	\$886
						G	\$955
						H	\$1,032
						I	\$1,148
						J	\$1,289
						L1	\$971
						L2	\$1,045





To Order, Specify:

- 1 Model Number
- 2 Wood Species - Red Oak (RO) or Maple (M)
- 3 Wood Finish/Paint Color [See Wood Finish/Paint Color Options](#)
- 4 Fabric Selection - vendor, pattern and color
Visit www.jsifurniture.com/finishes-and-materials/textiles for our textiles program.
See selection of standard and graded in manufacturers and patterns.
- 5 Optional Linking Brackets - add \$46 list per chair
- 6 Optional Laser Engraving Back Imprint - specify location and size; see page VIII of Seating Price List online for details.
(A and C MODELS ONLY)
- 7 Optional Rubber Cushion Nylon Glides - no upcharge
LEG MODELS ONLY

Specifications

- Wood species - Red Oak or Maple.
- Two stretcher shelf for added stability.
- Seat is upholstered with 1 1/2" polyurethane foam and synthetic sheet webbing for added comfort.
- Back is upholstered front and back with 1" polyurethane foam.
- Mortise and tenon construction with corner blocks, glue and screws.
- Coordinating Children's collection. See page [CA8](#).
- Standard with rubber cushion metal glides (leg models only).

Description	① Model	Specifications	List Price Per Grade																								
Armless 14" h  15A all wood  15B uph. back  15C uph. seat	15A All Wood 15B Uph. Back 15C Uph. Seat · optional laser engraved back, specify location and size - see page VIII of Seating Price List online for details (A and C models only)	<table border="1"> <thead> <tr> <th>Dimensions</th> <th>D</th> <th>W</th> <th>H</th> </tr> </thead> <tbody> <tr> <td>Overall</td> <td>15</td> <td>15</td> <td>25</td> </tr> <tr> <td>Seat</td> <td>13</td> <td>13</td> <td>14</td> </tr> <tr> <th colspan="2">Upholstery</th> <th colspan="2">Shipping</th> </tr> <tr> <td>COM Ydg</td> <td>⅔</td> <td>Ctn Wt</td> <td>17</td> </tr> <tr> <td>COL Sq Ft</td> <td>8</td> <td>Cu Ft</td> <td>4</td> </tr> </tbody> </table>	Dimensions	D	W	H	Overall	15	15	25	Seat	13	13	14	Upholstery		Shipping		COM Ydg	⅔	Ctn Wt	17	COL Sq Ft	8	Cu Ft	4	All Wood \$516 COM \$600 A \$623 B \$642 COL/C \$680 D \$729 E \$775 F \$822 G \$891 H \$970 I \$1,085 J \$1,227 L1 \$908 L2 \$982
		Dimensions	D	W	H																						
		Overall	15	15	25																						
		Seat	13	13	14																						
Upholstery		Shipping																									
COM Ydg	⅔	Ctn Wt	17																								
COL Sq Ft	8	Cu Ft	4																								
Armless 14" h  15D uph. seat/back	15D Uph. Seat/Back	<table border="1"> <thead> <tr> <th>Dimensions</th> <th>D</th> <th>W</th> <th>H</th> </tr> </thead> <tbody> <tr> <td>Overall</td> <td>15</td> <td>15</td> <td>25</td> </tr> <tr> <td>Seat</td> <td>13</td> <td>13</td> <td>14</td> </tr> <tr> <th colspan="2">Upholstery</th> <th colspan="2">Shipping</th> </tr> <tr> <td>COM Ydg</td> <td>⅔</td> <td>Ctn Wt</td> <td>17</td> </tr> <tr> <td>COL Sq Ft</td> <td>16</td> <td>Cu Ft</td> <td>4</td> </tr> </tbody> </table>	Dimensions	D	W	H	Overall	15	15	25	Seat	13	13	14	Upholstery		Shipping		COM Ydg	⅔	Ctn Wt	17	COL Sq Ft	16	Cu Ft	4	COM \$680 A \$700 B \$721 COL/C \$758 D \$807 E \$853 F \$898 G \$974 H \$1,045 I \$1,163 J \$1,306 L1 \$984 L2 \$1,059
		Dimensions	D	W	H																						
		Overall	15	15	25																						
		Seat	13	13	14																						
Upholstery		Shipping																									
COM Ydg	⅔	Ctn Wt	17																								
COL Sq Ft	16	Cu Ft	4																								
Armless 16" h  16A all wood  16B uph. back  16C uph. seat	16A All Wood 16B Uph. Back 16C Uph. Seat · optional laser engraved back, specify location and size - see page VIII of Seating Price List online for details (A and C models only)	<table border="1"> <thead> <tr> <th>Dimensions</th> <th>D</th> <th>W</th> <th>H</th> </tr> </thead> <tbody> <tr> <td>Overall</td> <td>16</td> <td>17</td> <td>28 ¾</td> </tr> <tr> <td>Seat</td> <td>14</td> <td>15</td> <td>16</td> </tr> <tr> <th colspan="2">Upholstery</th> <th colspan="2">Shipping</th> </tr> <tr> <td>COM Ydg</td> <td>⅔</td> <td>Ctn Wt</td> <td>20</td> </tr> <tr> <td>COL Sq Ft</td> <td>8</td> <td>Cu Ft</td> <td>7</td> </tr> </tbody> </table>	Dimensions	D	W	H	Overall	16	17	28 ¾	Seat	14	15	16	Upholstery		Shipping		COM Ydg	⅔	Ctn Wt	20	COL Sq Ft	8	Cu Ft	7	All Wood \$516 COM \$600 A \$623 B \$642 COL/C \$680 D \$729 E \$775 F \$822 G \$891 H \$970 I \$1,085 J \$1,227 L1 \$908 L2 \$982
		Dimensions	D	W	H																						
		Overall	16	17	28 ¾																						
		Seat	14	15	16																						
Upholstery		Shipping																									
COM Ydg	⅔	Ctn Wt	20																								
COL Sq Ft	8	Cu Ft	7																								
Armless 16" h  16D uph. seat/back	16D Uph. Seat/Back	<table border="1"> <thead> <tr> <th>Dimensions</th> <th>D</th> <th>W</th> <th>H</th> </tr> </thead> <tbody> <tr> <td>Overall</td> <td>16</td> <td>17</td> <td>28 ¾</td> </tr> <tr> <td>Seat</td> <td>14</td> <td>15</td> <td>16</td> </tr> <tr> <th colspan="2">Upholstery</th> <th colspan="2">Shipping</th> </tr> <tr> <td>COM Ydg</td> <td>⅔</td> <td>Ctn Wt</td> <td>20</td> </tr> <tr> <td>COL Sq Ft</td> <td>16</td> <td>Cu Ft</td> <td>7</td> </tr> </tbody> </table>	Dimensions	D	W	H	Overall	16	17	28 ¾	Seat	14	15	16	Upholstery		Shipping		COM Ydg	⅔	Ctn Wt	20	COL Sq Ft	16	Cu Ft	7	COM \$680 A \$700 B \$721 COL/C \$758 D \$807 E \$853 F \$898 G \$974 H \$1,045 I \$1,163 J \$1,306 L1 \$984 L2 \$1,059
		Dimensions	D	W	H																						
		Overall	16	17	28 ¾																						
		Seat	14	15	16																						
Upholstery		Shipping																									
COM Ydg	⅔	Ctn Wt	20																								
COL Sq Ft	16	Cu Ft	7																								

Description	Model	Specifications			List Price Per Grade	
Armless 16"h  17A all wood	17A All Wood 17B Uph. Back 17C Uph. Seat optional laser engraved back, specify location and size - see page VIII of Seating Price List online for details (A and C models only)	Dimensions			All Wood \$527 COM \$621 A \$637 B \$662 COL/C \$698 D \$743 E \$790 F \$840 G \$911 H \$984 I \$1,105 J \$1,240 L1 \$924 L2 \$999	
		Overall	16	17		28¾
		Seat	14	15		16
 17B uph. back		Upholstery		Shipping		
		COM Ydg	¾	Ctn Wt	20	
		COL Sq Ft	8	Cu Ft	7	
 17C uph. seat		Dimensions			COM \$699 A \$719 B \$742 COL/C \$777 D \$823 E \$871 F \$921 G \$990 H \$1,067 I \$1,182 J \$1,323 L1 \$1,005 L2 \$1,078	
		Overall	16	17		28¾
		Seat	14	15		16
Armless 16"h 	17D Uph. Seat/Back	Upholstery		Shipping		
		COM Ydg	¾	Ctn Wt	20	
		COL Sq Ft	16	Cu Ft	7	

CLASS ACT

To Order, Specify:

- 1 Model Number
- 2 Wood Species - Red Oak (RO) or Maple (M)
- 3 Wood Finish/Paint Color [See Wood Finish/Paint Color Options](#)
- 4 Fabric Selection - vendor, pattern and color
Visit www.jsifurniture.com/finishes-and-materials/textiles for our textiles program.
See selection of standard and graded in manufacturers and patterns.
- 5 Optional Linking Brackets - add \$46 list per chair
- 6 Optional Laser Engraving Back Imprint - specify location and size; see page VIII of Seating Price List online for details.
(A and C MODELS ONLY)
- 7 Optional Rubber Cushion Nylon Glides - no upcharge
LEG MODELS ONLY

Specifications

- Wood species - Red Oak or Maple.
- Two stretcher shelf for added stability.
- Seat is upholstered with 1 ½" polyurethane foam and synthetic sheet webbing for added comfort.
- Back is upholstered front and back with 1" polyurethane foam.
- Mortise and tenon construction with corner blocks, glue and screws.
- Coordinating Children's collection. See page [CA8](#).
- Standard with rubber cushion metal glides (leg models only).

Collective Motion Seating Order Check List:



Specify:

- 1. Model Number
- 2. Wood Species - Maple (M)
- 3. Wood Finish
- 4. Fabric Selection - vendor, pattern and color

Example:

CM4517 | **M** | **BAR** | **MOMENTUM** | **VOX** | **MYSTIC**
 (model #) | (wood species) | (finish) | (fabric vendor) | (pattern name) | (pattern color)

1. Model Number

2. Wood Species - Maple (M)

3. Wood Seating Finish Options:

BAR	Barrel	MCH	Mocha
BRK	Brickdust	OBK	Outback
BUF	Buff	PIL	Pilsner
CSK	Cask	PIN	Pinnacle Walnut
CND	Cinder	RAV	Raven
CLY	Clay	RYE	Rye
EGR	Egret	SAB	Sable
FAW	Fawn	SAD	Saddle
FLX	Flax	SIE	Sienna
FLN	Flint	TRF	Truffle
FLO	Florence Walnut	UMB	Umber
LOF	Loft	VAL	Valley
MES	Mesa	WLH	Walnut Heights
MIN	Mineral		

3. Fabric Selection - Please supply the following:
 Fabric vendor/Pattern name/Pattern color

[For a complete list of JSI Standard and Graded-In Textiles click here](#)

When specifying contrasting upholstery, indicate clearly which upholstery is to be applied to the seat, back, surround, seat/back and bolster. Use higher grade pricing.

- Indicate direction of fabric - Railroaded or Up the Roll
- Please provide illustration, if available

All COM orders must include the following:

- Vendor's name, pattern name and color
- Sample of the fabric attached to order
- Model numbers of items for fabric application
- Special application instructions (e.g., all stripes will be applied front to back unless specified otherwise)
- Customer and purchase order number

Ship prepaid COM

material to:

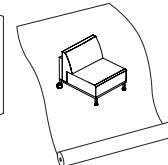
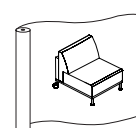
JSI

Attn: COM Department
 201 East Martin Street
 Receiving B, Dock 71
 Orleans, IN 47452

Application of fabric:

Railroaded

Up the Roll



All COM orders will ship at standard lead time from receipt of COM except for orders requiring special custom matched finishes.

Seating Material Options

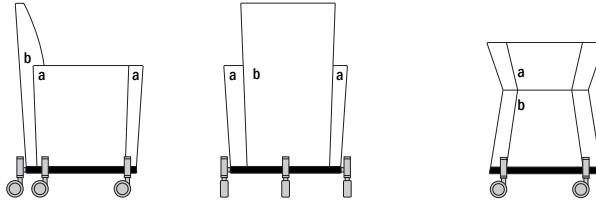
This form must accompany order when specifying contrasting or complementary upholstery.

Call for yardage and pricing.

Areas shown in black requires a finish specification.

Areas (a) and (b) are upholstery and can be specified in contrasting fabric or leather.

Legs, casters and handles are finished in Arctic Silver.



Mobile Stool

Model Number: _____

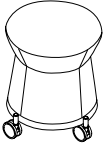
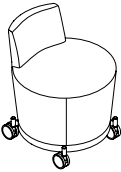
Finish: _____

Seat/Top (a): _____

Back/Bottom (b): _____

photo copy or scan

COLLECTIVE MOTION

Description	① Model	Specifications	List Price Per Grade																																												
Mini Mobile Stool 	CM4517 · upholstered seat · four casters · non-locking · GSA Contract SIN #33721	<table border="1"> <thead> <tr> <th>Dimensions</th> <th>D</th> <th>W</th> <th>H</th> </tr> </thead> <tbody> <tr> <td>Overall</td> <td>18 3/8</td> <td>18 3/8</td> <td>20 1/2</td> </tr> </tbody> </table>	Dimensions	D	W	H	Overall	18 3/8	18 3/8	20 1/2	<table border="1"> <thead> <tr> <th>COM</th> <th>Price</th> </tr> </thead> <tbody> <tr><td>COM</td><td>\$1,573</td></tr> <tr><td>A</td><td>\$1,591</td></tr> <tr><td>B</td><td>\$1,626</td></tr> <tr><td>COL/C</td><td>\$1,685</td></tr> <tr><td>D</td><td>\$1,758</td></tr> <tr><td>E</td><td>\$1,836</td></tr> <tr><td>F</td><td>\$1,918</td></tr> <tr><td>G</td><td>\$2,029</td></tr> <tr><td>H</td><td>\$2,153</td></tr> <tr><td>I</td><td>\$2,345</td></tr> <tr><td>J</td><td>\$2,572</td></tr> <tr><td>L1</td><td>\$2,116</td></tr> <tr><td>L2</td><td>\$2,252</td></tr> </tbody> </table>	COM	Price	COM	\$1,573	A	\$1,591	B	\$1,626	COL/C	\$1,685	D	\$1,758	E	\$1,836	F	\$1,918	G	\$2,029	H	\$2,153	I	\$2,345	J	\$2,572	L1	\$2,116	L2	\$2,252								
		Dimensions	D	W	H																																										
Overall	18 3/8	18 3/8	20 1/2																																												
COM	Price																																														
COM	\$1,573																																														
A	\$1,591																																														
B	\$1,626																																														
COL/C	\$1,685																																														
D	\$1,758																																														
E	\$1,836																																														
F	\$1,918																																														
G	\$2,029																																														
H	\$2,153																																														
I	\$2,345																																														
J	\$2,572																																														
L1	\$2,116																																														
L2	\$2,252																																														
		<table border="1"> <thead> <tr> <th>Upholstery</th> <th colspan="3">Shipping</th> </tr> </thead> <tbody> <tr> <td>COM Ydg</td> <td>1 1/4</td> <td>Ctn Wt</td> <td>31</td> </tr> <tr> <td>COL Sq Ft</td> <td>25</td> <td>Cu Ft</td> <td>5</td> </tr> </tbody> </table>	Upholstery	Shipping			COM Ydg	1 1/4	Ctn Wt	31	COL Sq Ft	25	Cu Ft	5																																	
Upholstery	Shipping																																														
COM Ydg	1 1/4	Ctn Wt	31																																												
COL Sq Ft	25	Cu Ft	5																																												
Mini Mobile Stool with Backrest 	CM4519 · upholstered seat and backrest · backrest is 8" high · five casters · non-locking · GSA Contract SIN #33721	<table border="1"> <thead> <tr> <th>Dimensions</th> <th>D</th> <th>W</th> <th>H</th> </tr> </thead> <tbody> <tr> <td>Overall</td> <td>22</td> <td>21</td> <td>25</td> </tr> <tr> <td>Seat</td> <td>16 1/2</td> <td>21</td> <td>17</td> </tr> <tr> <td>Arm</td> <td></td> <td></td> <td></td> </tr> </tbody> </table>	Dimensions	D	W	H	Overall	22	21	25	Seat	16 1/2	21	17	Arm				<table border="1"> <thead> <tr> <th>COM</th> <th>Price</th> </tr> </thead> <tbody> <tr><td>COM</td><td>\$2,249</td></tr> <tr><td>A</td><td>\$2,275</td></tr> <tr><td>B</td><td>\$2,328</td></tr> <tr><td>COL/C</td><td>\$2,423</td></tr> <tr><td>D</td><td>\$2,548</td></tr> <tr><td>E</td><td>\$2,670</td></tr> <tr><td>F</td><td>\$2,799</td></tr> <tr><td>G</td><td>\$2,980</td></tr> <tr><td>H</td><td>\$3,175</td></tr> <tr><td>I</td><td>\$3,482</td></tr> <tr><td>J</td><td>\$3,846</td></tr> <tr><td>L1</td><td>\$3,112</td></tr> <tr><td>L2</td><td>\$3,335</td></tr> </tbody> </table>	COM	Price	COM	\$2,249	A	\$2,275	B	\$2,328	COL/C	\$2,423	D	\$2,548	E	\$2,670	F	\$2,799	G	\$2,980	H	\$3,175	I	\$3,482	J	\$3,846	L1	\$3,112	L2	\$3,335
		Dimensions	D	W	H																																										
Overall	22	21	25																																												
Seat	16 1/2	21	17																																												
Arm																																															
COM	Price																																														
COM	\$2,249																																														
A	\$2,275																																														
B	\$2,328																																														
COL/C	\$2,423																																														
D	\$2,548																																														
E	\$2,670																																														
F	\$2,799																																														
G	\$2,980																																														
H	\$3,175																																														
I	\$3,482																																														
J	\$3,846																																														
L1	\$3,112																																														
L2	\$3,335																																														
		<table border="1"> <thead> <tr> <th>Upholstery</th> <th colspan="3">Shipping</th> </tr> </thead> <tbody> <tr> <td>COM Ydg</td> <td>2</td> <td>Ctn Wt</td> <td>35</td> </tr> <tr> <td>COL Sq Ft</td> <td>40</td> <td>Cu Ft</td> <td>8</td> </tr> </tbody> </table>	Upholstery	Shipping			COM Ydg	2	Ctn Wt	35	COL Sq Ft	40	Cu Ft	8																																	
Upholstery	Shipping																																														
COM Ydg	2	Ctn Wt	35																																												
COL Sq Ft	40	Cu Ft	8																																												

COLLECTIVE MOTION

To Order, Specify:

- ① Model Number
- ② Wood Species - Maple (M)
- ③ Wood Finish [See Wood Finish Options](#)
- ④ Fabric Selection - vendor, pattern and color
 Visit www.jsifurniture.com/finishes-and-materials/textiles for our textiles program.
 See selection of standard and graded in manufacturers and patterns.

Specifications

- Base wood species - Maple.
- Frame interior is upholstery grade plywood with glued solid hardwood cross members reinforced with wood screws.
- Seat has synthetic sheet webbing with cross strap and high resiliency seat polyurethane multi-density foam.
- Back has polypropylene webbing and multi-density polyurethane foam.
- Arctic Silver tubular steel legs.

Connect Modular Lounge Order Check List:



Specify:

- 1. Model Number
- 2. Wood Finish
- 3. Laminate Color Selection (Stand up Surface)
- 4. Surface Corners (Stand up Surface) - Square (S), no upcharge or Rounded (R) models with straight or curved backs add \$52 list or models with corner backs add \$98 list
- 5. Fabric Selection
 - A. Seat - Vendor, Pattern and Color
 - B. Back - Vendor, Pattern and Color
 - C. Arm(s) - Vendor, Pattern and Color
 - D. Headrest - Vendor, Pattern and Color
- 6. Metal Leg Color - Black Sandtex (BSX), Pewter (PEW), Soft Nickel (SNK) or Stardust Silver (STS)
- 7. Optional Wood Back Rail - available on any unit with two arms, specify and add \$202 list
- 8. Optional Power Center - Flush Mount (EC22) - Black (B) or White (W); add \$613 list each and indicate left or right arm, end table, center console, linking table or unit with stand up surface
- 9. Arm Cap - Wood (M) or Black 3D Laminate (B3L) on W models.
- 10. Optional Drink Holder (DH):
 - one drink holder available per arm; add \$126 list each and indicate left or right arm
 - end tables, console or linking tables available with two drink holders; add \$252 list
- 11. Optional Tablet Arm - indicate left (TBL) or right arm (TBR); essentials veneer add \$697 list, artisan veneer add \$726
- 12. Optional Rubber Cushion Nylon Glides - no upcharge
- 13. Product Options

Example:

CTL1304UR (model #)	BAR (finish)	ALB (stand up surface laminate)	MOMENTUM (fabric vendor)	VOX (pattern name)	MYSTIC (pattern color)	STS (metal leg color)
-------------------------------	------------------------	----------------------------------------------	------------------------------------	------------------------------	----------------------------------	---------------------------------

1. Model Number

2. Wood Finish

ESS Essentials Veneer

BRK Brickdust*	MIN Mineral*
CSK Cask*	MCH Mocha*
CLY Clay*	OBK Outback*
FAW Fawn*	PIL Pilsner*
FLX Flax	SIE Sienna
FLN Flint*	TRF Truffle
LOF Loft*	UMB Umber*
MES Mesa*	VAL Valley*

ART Artisan Veneer

BAR Barrel	RAV Raven
BUF Buff	RYE Rye
CND Cinder	SAB Sable
EGR Egret*	SAD Saddle

* finishes have coordinating laminate top option

3. Laminate Color Selection (Stand up Surface):

HPL Wood Grain Pattern Laminates

BEL Belair	MIN Mineral
BRK Brickdust	MCH Mocha
CSK Cask	OBK Outback
CLY Clay	PIL Pilsner
EGR Egret	PIN Pinnacle Walnut
FAW Fawn	UMB Umber
FLN Flint	VAL Valley
FLO Florence Walnut	WLH Walnut Heights
LOF Loft	WEA Weathered Ash
MES Mesa	

HPL Solid Laminates

ALB Alabaster	SHD Shadow
BLK Black	SLG Slate Grey
BBL Bridal Blanco	ZEN Zen Grey
DWH Designer White	

4. Surface Corners (Stand up Surface):

- S** Square (standard)
- R** Rounded, models with straight or curved backs add \$52 list, Models with corner backs add \$98 list

Connect Modular Lounge Order Check List (cont.):

5. Fabric Selection - Please supply the following: Fabric vendor/Pattern name/Pattern color

[For a complete list of JSI Standard and Graded-In Textiles click here](#)

Contrasting Upholstery - Units can be specified with a contrasting upholstery feature. When this feature is desired the unit will be priced based on the higher grade fabric selected for the seat, back, arm(s) and headrest.

When specifying contrasting upholstery, indicate clearly which upholstery to be applied to the seat, back, arms and headrest.



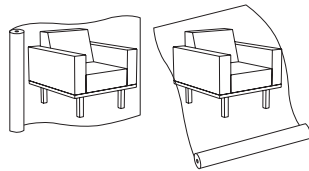
- Indicate direction of fabric - Railroaded or Up the Roll
- Please provide illustration, if available

All COM orders must include the following:

- Vendor's name, pattern name and color
- Sample of the fabric attached to order
- Model numbers of items for fabric application
- Special application instructions (e.g., all stripes will be applied front to back unless specified otherwise)
- Customer and purchase order number

Ship prepaid COM material to:
JSI
Attn: COM Department
201 East Martin Street
Receiving B, Dock 71
Orleans, IN 47452

Application of fabric:
Railroaded Up the Roll



All COM orders will ship at standard lead time from receipt of COM except for orders requiring special custom matched finishes.

6. Metal Leg Color:

Available in Black Sandtex (BSX), Pewter (PEW), Soft Nickel (SNK) or Stardust Silver (STS) powdercoat.

7. Wood Back Rail



For added elegance Connect Low Back units with two arms may be specified with the Wood Back Rail option. The 6" tall wood back rail enhances the back detail as you approach the units from the rear making this a nice feature for "freestanding" applications. This option reduces the back depth by 1 1/8". The back rail will be in the same finish color as the rest of the unit. Specify Wood Back Rail and add \$202 list per unit.

8. Power Center - Flush Mount:

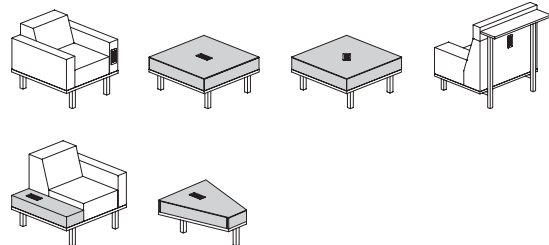


Units with arms, end table, console, linking table or stand up surface can be specified with the Power Center Flush Mount option featuring two waterproof 110 outlets and one dual USB port. Power is connected to the building supply with a 10' long standard three prong cord. Access and storage of excess power cords is provided in the base of the arm or console. Power Center is not available on Corner Seats or Corner Tables.

Power Center (EC22):

- Left or right arm with one Power Center per arm mounted vertically in the front; add \$613 list each, indicate left or right arm (as seated)
- End, console, straight or wedge linking table with one Power Center mounted front to back in top; add \$613 list each
- Single seat unit with a stand up surface and one Power Center located 7 1/4" under the surface and centered in the back; add \$613 list
- Two seat units with a stand up surface and two Power Centers located 7 1/4" under the surface and centered in each back; add \$1,226 list
- Three seat units with a stand up surface and two Power Centers located 7 1/4" under the surface and centered in the back of the left and right backs; add add \$1,226 list

NOTE: Power Center color, Black (B) or White (W) must be specified.



Power Center (EC21) - Under Mount:

This accessory item featuring one 110 volt power receptacle and one dual USB port mounts to the underside of units. See page CT66 for additional information.



Connect Modular Lounge Order Check List (cont.):

10. Drink Holder



Units with an arm, end table, console or linking table can be specified with the drink holder option. The drink holder features a plastic base with rubber coaster and a metal trim cap.

Drink Holder (DH):

- Left or right arm with **one** drink holder per arm; add \$126 list each and indicate left or right arm as seated)
- End table, console or linking table with **two** drink holders; add \$252 list

NOTE: Metal trim cap color will match the Metal Leg Color. Drink holder cannot be ordered on an arm with a tablet arm.

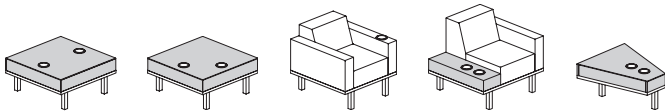
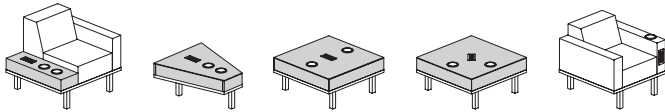



Table Power Center and Drink Holder Standard Locations:



11. Tablet Arm:



- rotating
- 10" x 18" veneer surface
- Specify Tablet Arm option left (TBL) or right (TBR) and add \$697 list for essentials veneer, \$726 for artisan veneer, for each tablet arm specified

12. Optional Rubber Cushion Nylon Glides - no upcharge

13. Product Options:

Optional Coordinating Wood Grain Laminate Surfaces:

No additional upcharge. Finishes with an asterisk (*) have a coordinating laminate available.

(For wood cap arm, tables or tablet arm)

Special Finish: \$384 list upcharge

Features:

- 20" and 30" seat widths
- four back heights available on units with a 30" seat width
- arm models with a 20" seat width have an arm width of 5"
- arm models with a 30" seat width have an arm width of 10"
- all units have a 1 1/4" wood base platform
- end table, console and linking tables are made of plywood construction with maple veneer surface
- metal legs are 1 3/4" x 1 3/4" x 8 1/4" 16 gauge steel tube with metal leveling glides

Linking Brackets:

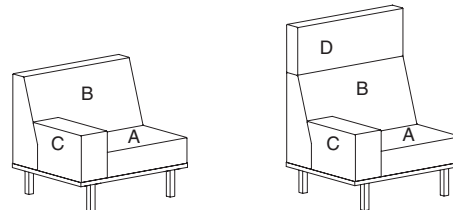


Each unit ships with two sets of link brackets; two latches and two hooks providing quick connection to form limitless configurations.

Contrasting Upholstery:



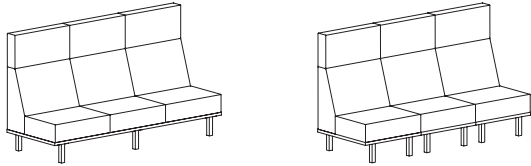
Units can be specified with a contrasting upholstery feature. When this feature is desired the unit will be priced based on the highest grade fabric selected for the seat, back, arm(s) or headrest. Specify the seat (A), back (B), arm(s) (C) and headrest (D) fabric on your order.



Planning Section:

Modularity:

Modularity and versatility allows you to fit Connect into any footprint using large and small scale components or a mix of both. The use of wider and fewer units will diminish the number of legs in a configuration. More units shorter in width will increase the number of legs in a configuration.



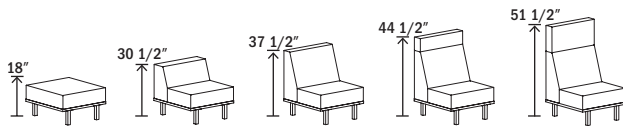
Curved Units:

Curved units in varying radius degrees are available to help aid in creating configurations with different twists and turns.

Back Heights:

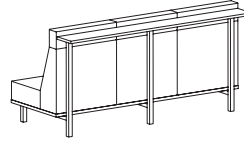
Units with a 20" seat width are available with low back height or bench style.

Units with a 30" seat width are available in bench style or four different back heights; low, mid, high and privacy. 7" and 14" headrest are included on the High and Privacy back respectively.



Complementary Components

Units with a 30" seat width and a high or privacy back are available with a 10"d stand up laminate surface with a coordinating 3mm PVC edge. These surfaces may be used as touch down spaces or to provide tiered type seating.



Laminate Color Selection for Stand Up Surface:

HPL Wood Grain Pattern Laminates

BEL	Belair	MIN	Mineral
BRK	Brickdust	MCH	Mocha
CSK	Cask	OBK	Outback
CLY	Clay	PIL	Pilsner
EGR	Egret	PIN	Pinnacle Walnut
FAW	Fawn	UMB	Umber
FLN	Flint	VAL	Valley
FLO	Florence Walnut	WLH	Walnut Heights
LOF	Loft	WEA	Weathered Ash
MES	Mesa		

HPL Solid Laminates

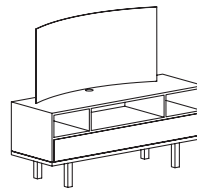
ALB	Alabaster	SHD	Shadow
BLK	Black	SLG	Slate Grey
BBL	Bridal Blanco	ZEN	Zen Grey
DWH	Designer White		

Surface Corners for Stand Up Surface:

Specify Square (S) or Rounded (R) corner and add \$52 for straight models and \$98 on corner models.

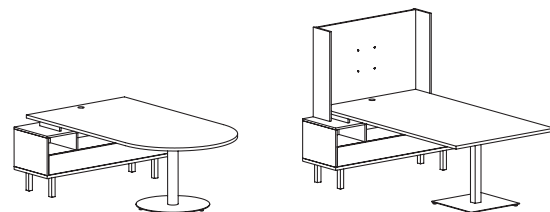
Media Cabinets

1/4"d x 50"w x 26"h straight and curved Media Cabinets with and without acrylic screens can be used for presentation and training sessions. 20" deep straight and curved media benches are available to compliment the configuration.



Media Activity Center

For meetings and presentations with an overall footprint of 60" x 72" or 60" x 84", the Media Activity Center is available with either a bullet or rectangular shaped top. These units may also be ordered with or without a back panel. The back panel feature includes a TV mount.



COM Yardage Requirements for Multiple Fabrics

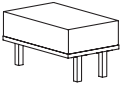
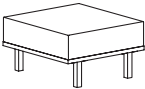
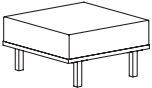
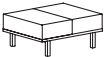
Model	Description	Seat Only COM Ydg	Back Only COM Ydg	Arm Only COM Ydg	Headrest Only COM Ydg
CTC20S1UC	Corner Seat Low Back, Center	1.00	3.00		
CTC20S1UL	Corner Seat Low Back, Left	1.00	3.00		
CTC20S1UR	Corner Seat Low Back, Right	1.00	3.00		
CTC20S2UC	Corner Seat Mid Back, Center	1.00	3.50		
CTC20S2UL	Corner Seat Mid Back, Left	1.00	3.50		
CTC20S2UR	Corner Seat Mid Back, Right	1.00	3.50		
CTC20S3UC	Corner Seat High Back, Center	1.00	3.50		1.75
CTC20S3UL	Corner Seat High Back, Left	1.00	3.50		1.75
CTC20S3UR	Corner Seat High Back, Right	1.00	3.50		1.75
CTC20S4UC	Corner Seat High Back, Center	1.00	3.50		1.75
CTC20S4UL	Corner Seat High Back, Left	1.00	3.50		1.75
CTC20S4UR	Corner Seat High Back, Right	1.00	3.50		1.75
CTC20S5UC	Corner Seat Privacy Back, Center	1.00	3.50		2.50
CTC20S5UL	Corner Seat Privacy Back, Left	1.00	3.50		2.50
CTC20S5UR	Corner Seat Privacy Back, Right	1.00	3.50		2.50
CTC20S6UC	Corner Seat Privacy Back, Center	1.00	3.50		2.50
CTC20S6UL	Corner Seat Privacy Back, Left	1.00	3.50		2.50
CTC20S6UR	Corner Seat Privacy Back, Right	1.00	3.50		2.50
CTC20T2UC	Corner Table Mid Back, Center	1.25	3.50		
CTC20T2UL	Corner Table Mid Back, Left	1.25	3.50		
CTC20T2UR	Corner Table Mid Back, Right	1.25	3.50		
CTC20T2W	Corner Table Mid Back	0.75	3.50		
CTC20T3UC	Corner Table High Back, Center	1.25	3.50		1.75
CTC20T3UL	Corner Table High Back, Left	1.25	3.50		1.75
CTC20T3UR	Corner Table High Back, Right	1.25	3.50		1.75
CTC20T3W	Corner Table High Back	0.75	3.50		1.75
CTC20T4UC	Corner Table High Back, Center	1.25	3.50		1.75
CTC20T4UL	Corner Table High Back, Left	1.25	3.50		1.75
CTC20T4UR	Corner Table High Back, Right	1.25	3.50		1.75
CTC20T4W	Corner Table High Back	0.75	3.50		1.75
CTC20T5UC	Corner Table Privacy Back, Center	1.25	3.50		2.50
CTC20T5UL	Corner Table Privacy Back, Left	1.25	3.50		2.50
CTC20T5UR	Corner Table Privacy Back, Right	1.25	3.50		2.50
CTC20T5W	Corner Table Privacy Back	0.75	3.50		2.50
CTC20T6UC	Corner Table Privacy Back, Center	1.25	3.50		2.50
CTC20T6UL	Corner Table Privacy Back, Left	1.25	3.50		2.50
CTC20T6UR	Corner Table Privacy Back, Right	1.25	3.50		2.50
CTC20T6W	Corner Table Privacy Back	0.75	3.50		2.50
CTI32121	90° Curved Seat Low Back	1.50	4.00		
CTI32122	90° Curved Seat Mid Back	1.50	4.75		
CTI32123	90° Curved Seat High Back	1.50	4.75		1.75
CTI32124	90° Curved Seat High Back	1.50	4.75		1.75
CTI32125	90° Curved Seat Privacy Back	1.50	4.75		2.75
CTI32126	90° Curved Seat Privacy Back	1.50	4.75		2.75
CTI32301	45° Curved Seat Low Back	1.50	2.50		
CTI32302	45° Curved Seat Mid Back	1.50	2.75		
CTI32303	45° Curved Seat High Back	1.50	2.75		1.50
CTI32304	45° Curved Seat High Back	1.50	2.75		1.50
CTI32305	45° Curved Seat Privacy Back	1.50	2.75		2.00
CTI32306	45° Curved Seat Privacy Back	1.50	2.75		2.00
CTI32451	45° Curved Seat Low Back	1.75	3.33		
CTI32452	45° Curved Seat Mid Back	1.75	3.75		
CTI32453	45° Curved Seat High Back	1.75	3.75		1.75
CTI32454	45° Curved Seat High Back	1.75	3.75		1.75
CTI32455	45° Curved Seat Privacy Back	1.75	3.75		2.75
CTI32456	45° Curved Seat Privacy Back	1.75	3.75		2.75
CTL1201	Single Seat Low Back	2.00	1.50		
CTL1201CL	Single Seat Low Back, Left	2.00	1.50		
CTL1201CR	Single Seat Low Back, Right	2.00	1.50		
CTL1201U2	Single Seat Low Back	2.00	1.50	3.00	
CTL1201UL	Single Seat Low Back, Left	2.00	1.50	1.50	
CTL1201ULCR	Single Seat Low Back, Left	2.00	1.50	1.50	
CTL1201UR	Single Seat Low Back, Right	2.00	1.50	1.50	
CTL1201URCL	Single Seat Low Back, Right	2.00	1.50	1.50	
CTL1201W2	Single Seat Low Back	2.00	1.50	3.00	
CTL1201WL	Single Seat Low Back, Left	2.00	1.50	1.50	
CTL1201WLCR	Single Seat Low Back, Left	2.00	1.50	1.50	

CONNECT

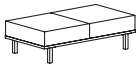
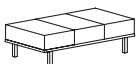
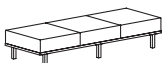
Model	Description	Seat Only COM Ydg	Back Only COM Ydg	Arm Only COM Ydg	Headrest Only COM Ydg
CTL1201WR	Single Seat Low Back, Right	2.00	1.50	1.50	
CTL1201WRCL	Single Seat Low Back, Right	2.00	1.50	1.50	
CTL1301	Single Seat Low Back	2.00	1.50		
CTL1301CL	Single Seat Low Back, Left	2.00	1.50		
CTL1301CR	Single Seat Low Back, Right	2.00	1.50		
CTL1301U2	Single Seat Low Back	2.00	1.50	3.00	
CTL1301UL	Single Seat Low Back, Left	2.00	1.50	1.50	
CTL1301ULCR	Single Seat Low Back, Left	2.00	1.50	1.50	
CTL1301UR	Single Seat Low Back, Right	2.00	1.50	1.50	
CTL1301URCL	Single Seat Low Back, Right	2.00	1.50	1.50	
CTL1301W2	Single Seat Low Back	2.00	1.50	3.00	
CTL1301WL	Single Seat Low Back, Left	2.00	1.50	1.50	
CTL1301WLCR	Single Seat Low Back, Left	2.00	1.50	1.50	
CTL1301WR	Single Seat Low Back, Right	2.00	1.50	1.50	
CTL1301WRCL	Single Seat Low Back, Right	2.00	1.50	1.50	
CTL1302	Single Seat Mid Back	2.00	1.75		
CTL1302UL	Single Seat Mid Back, Left	2.00	1.75	1.50	
CTL1302UR	Single Seat Mid Back, Right	2.00	1.75	1.50	
CTL1302WL	Single Seat Mid Back, Left	2.00	1.75	1.50	
CTL1302WR	Single Seat Mid Back, Right	2.00	1.75	1.50	
CTL1303	Single Seat High Back	2.00	1.75		0.75
CTL1303UL	Single Seat High Back, Left	2.00	1.75	1.50	0.75
CTL1303UR	Single Seat High Back, Right	2.00	1.75	1.50	0.75
CTL1303WL	Single Seat High Back, Left	2.00	1.75	1.50	0.75
CTL1303WR	Single Seat High Back, Right	2.00	1.75	1.50	0.75
CTL1304	Single Seat High Back	2.00	1.75		0.75
CTL1304UL	Single Seat High Back, Left	2.00	1.75	1.50	0.75
CTL1304UR	Single Seat High Back, Right	2.00	1.75	1.50	0.75
CTL1304WL	Single Seat High Back, Left	2.00	1.75	1.50	0.75
CTL1304WR	Single Seat High Back, Right	2.00	1.75	1.50	0.75
CTL1305	Single Seat Privacy Back	2.00	1.75		1.25
CTL1305UL	Single Seat Privacy Back, Left	2.00	1.75	1.50	1.25
CTL1305UR	Single Seat Privacy Back, Right	2.00	1.75	1.50	1.25
CTL1305WL	Single Seat Privacy Back, Left	2.00	1.75	1.50	1.25
CTL1305WR	Single Seat Privacy Back, Right	2.00	1.75	1.50	1.25
CTL1306	Single Seat Privacy Back	2.00	1.75		1.25
CTL1306UL	Single Seat Privacy Back, Left	2.00	1.75	1.50	1.25
CTL1306UR	Single Seat Privacy Back, Right	2.00	1.75	1.50	1.25
CTL1306WL	Single Seat Privacy Back, Left	2.00	1.75	1.50	1.25
CTL1306WR	Single Seat Privacy Back, Right	2.00	1.75	1.50	1.25
CTL2201	Two Seat Low Back	4.00	3.00		
CTL2201U2	Two Seat Low Back	4.00	3.00	3.00	
CTL2201U2CC	Two Seat Low Back	4.00	3.00	3.00	
CTL2201W2	Two Seat Low Back	4.00	3.00	3.00	
CTL2201W2CC	Two Seat Low Back	4.00	3.00	3.00	
CTL2301	Two Seat Low Back	4.00	3.00		
CTL2301U2	Two Seat Low Back	4.00	3.00	3.00	
CTL2301U2CC	Two Seat Low Back	4.00	3.00	3.00	
CTL2301UL	Two Seat Low Back, Left	4.00	3.00	1.50	
CTL2301UR	Two Seat Low Back, Right	4.00	3.00	1.50	
CTL2301W2	Two Seat Low Back	4.00	3.00	3.00	
CTL2301W2CC	Two Seat Low Back	4.00	3.00	3.00	
CTL2301WL	Two Seat Low Back, Left	4.00	3.00	1.50	
CTL2301WR	Two Seat Low Back, Right	4.00	3.00	1.50	
CTL2302	Two Seat Mid Back	4.00	3.50		
CTL2302UL	Two Seat Mid Back, Left	4.00	3.50	1.50	
CTL2302UR	Two Seat Mid Back, Right	4.00	3.50	1.50	
CTL2302WL	Two Seat Mid Back, Left	4.00	3.50	1.50	
CTL2302WR	Two Seat Mid Back, Right	4.00	3.50	1.50	
CTL2303	Two Seat High Back	4.00	3.50		1.50
CTL2303UL	Two Seat High Back, Left	4.00	3.50	1.50	1.50
CTL2303UR	Two Seat High Back, Right	4.00	3.50	1.50	1.50
CTL2303WL	Two Seat High Back, Left	4.00	3.50	1.50	1.50
CTL2303WR	Two Seat High Back, Right	4.00	3.50	1.50	1.50
CTL2304	Two Seat High Back	4.00	3.50		1.50
CTL2304UL	Two Seat High Back, Left	4.00	3.50	1.50	1.50
CTL2304UR	Two Seat High Back, Right	4.00	3.50	1.50	1.50
CTL2304WL	Two Seat High Back, Left	4.00	3.50	1.50	1.50
CTL2304WR	Two Seat High Back, Right	4.00	3.50	1.50	1.50
CTL2305	Two Seat Privacy Back	4.00	3.50		2.50

Model	Description	Seat Only COM Ydg	Back Only COM Ydg	Arm Only COM Ydg	Headrest Only COM Ydg
CTL2305UL	Two Seat Privacy Back, Left	4.00	3.50	1.50	2.50
CTL2305UR	Two Seat Privacy Back, Right	4.00	3.50	1.50	2.50
CTL2305WL	Two Seat Privacy Back, Left	4.00	3.50	1.50	2.50
CTL2305WR	Two Seat Privacy Back, Right	4.00	3.50	1.50	2.50
CTL2306	Two Seat Privacy Back	4.00	3.50		2.50
CTL2306UL	Two Seat Privacy Back, Left	4.00	3.50	1.50	2.50
CTL2306UR	Two Seat Privacy Back, Right	4.00	3.50	1.50	2.50
CTL2306WL	Two Seat Privacy Back, Left	4.00	3.50	1.50	2.50
CTL2306WR	Two Seat Privacy Back, Right	4.00	3.50	1.50	2.50
CTL3201	Three Seat Low Back	6.00	4.50		
CTL3201U2	Three Seat Low Back	6.00	4.50	3.00	
CTL3201W2	Three Seat Low Back	6.00	4.50	3.00	
CTL3301	Three Seat Low Back	6.00	4.50		
CTL3302	Three Seat Mid Back	6.00	5.25		
CTL3303	Three Seat High Back	6.00	5.25		2.25
CTL3304	Three Seat High Back	6.00	5.25		2.25
CTL3305	Three Seat Privacy Back	6.00	5.25		3.75
CTL3306	Three Seat Privacy Back	6.00	5.25		3.75
CTL4201	Four Seat Low Back	8.00	6.00		
CTL4201U2	Four Seat Low Back	8.00	6.00	3.00	
CTL4201W2	Four Seat Low Back	8.00	6.00	3.00	
CT032121	90° Curved Seat Low Back	2.25	1.50		
CT032122	90° Curved Seat Mid Back	2.25	2.00		
CT032123	90° Curved Seat High Back	2.25	2.00		0.75
CT032125	90° Curved Seat Privacy Back	2.25	2.00		1.00
CT032301	45° Curved Seat Low Back	1.50	1.50		
CT032302	45° Curved Seat Mid Back	1.50	1.75		
CT032303	45° Curved Seat High Back	1.50	1.75		0.75
CT032304	45° Curved Seat High Back	1.50	1.75		0.75
CT032305	45° Curved Seat Privacy Back	1.50	1.75		1.00
CT032306	45° Curved Seat Privacy Back	1.50	1.75		1.00
CT032451	45° Curved Seat Low Back	2.00	2.00		
CT032452	45° Curved Seat Mid Back	2.00	2.50		
CT032453	45° Curved Seat High Back	2.00	2.50		1.00
CT032454	45° Curved Seat High Back	2.00	2.50		1.00
CT032455	45° Curved Seat Privacy Back	2.00	2.50		1.50
CT032456	45° Curved Seat Privacy Back	2.00	2.50		1.50

CONNECT

Description	Model	Specifications	List Price Per Grade																																						
Single Seat Bench 	CTL1200 · 20" seat width · recommended for modular configuration only · artisan veneer available; specify and add \$135 list	<table border="1"> <thead> <tr> <th>Dimensions</th> <th>D</th> <th>W</th> <th>H</th> </tr> </thead> <tbody> <tr> <td>Overall</td> <td>32</td> <td>20</td> <td>18</td> </tr> <tr> <td>Seat</td> <td>32</td> <td>20</td> <td>18</td> </tr> </tbody> </table>	Dimensions	D	W	H	Overall	32	20	18	Seat	32	20	18	<table border="1"> <thead> <tr> <th>COM</th> <th>\$1,600</th> </tr> </thead> <tbody> <tr><td>A</td><td>\$1,619</td></tr> <tr><td>B</td><td>\$1,656</td></tr> <tr><td>COL/C</td><td>\$1,720</td></tr> <tr><td>D</td><td>\$1,802</td></tr> <tr><td>E</td><td>\$1,872</td></tr> <tr><td>F</td><td>\$1,995</td></tr> <tr><td>G</td><td>\$2,126</td></tr> <tr><td>H</td><td>\$2,238</td></tr> <tr><td>I</td><td>\$2,439</td></tr> <tr><td>J</td><td>\$2,677</td></tr> <tr><td>L1</td><td>\$2,300</td></tr> <tr><td>L2</td><td>\$2,494</td></tr> </tbody> </table>	COM	\$1,600	A	\$1,619	B	\$1,656	COL/C	\$1,720	D	\$1,802	E	\$1,872	F	\$1,995	G	\$2,126	H	\$2,238	I	\$2,439	J	\$2,677	L1	\$2,300	L2	\$2,494
		Dimensions	D	W	H																																				
Overall	32	20	18																																						
Seat	32	20	18																																						
COM	\$1,600																																								
A	\$1,619																																								
B	\$1,656																																								
COL/C	\$1,720																																								
D	\$1,802																																								
E	\$1,872																																								
F	\$1,995																																								
G	\$2,126																																								
H	\$2,238																																								
I	\$2,439																																								
J	\$2,677																																								
L1	\$2,300																																								
L2	\$2,494																																								
		<table border="1"> <thead> <tr> <th>Upholstery</th> <th colspan="3">Shipping</th> </tr> </thead> <tbody> <tr> <td>COM Ydg</td> <td>2 ¼</td> <td>Ctn Wt</td> <td>55</td> </tr> <tr> <td>COL Sq Ft</td> <td>52</td> <td>Cu Ft</td> <td>7</td> </tr> </tbody> </table>	Upholstery	Shipping			COM Ydg	2 ¼	Ctn Wt	55	COL Sq Ft	52	Cu Ft	7																											
Upholstery	Shipping																																								
COM Ydg	2 ¼	Ctn Wt	55																																						
COL Sq Ft	52	Cu Ft	7																																						
Single Seat Bench 	CTL1300 · 30" seat width · artisan veneer available; specify and add \$135 list	<table border="1"> <thead> <tr> <th>Dimensions</th> <th>D</th> <th>W</th> <th>H</th> </tr> </thead> <tbody> <tr> <td>Overall</td> <td>32</td> <td>30</td> <td>18</td> </tr> <tr> <td>Seat</td> <td>32</td> <td>30</td> <td>18</td> </tr> </tbody> </table>	Dimensions	D	W	H	Overall	32	30	18	Seat	32	30	18	<table border="1"> <thead> <tr> <th>COM</th> <th>\$1,616</th> </tr> </thead> <tbody> <tr><td>A</td><td>\$1,635</td></tr> <tr><td>B</td><td>\$1,672</td></tr> <tr><td>COL/C</td><td>\$1,736</td></tr> <tr><td>D</td><td>\$1,818</td></tr> <tr><td>E</td><td>\$1,888</td></tr> <tr><td>F</td><td>\$2,011</td></tr> <tr><td>G</td><td>\$2,142</td></tr> <tr><td>H</td><td>\$2,254</td></tr> <tr><td>I</td><td>\$2,455</td></tr> <tr><td>J</td><td>\$2,693</td></tr> <tr><td>L1</td><td>\$2,316</td></tr> <tr><td>L2</td><td>\$2,510</td></tr> </tbody> </table>	COM	\$1,616	A	\$1,635	B	\$1,672	COL/C	\$1,736	D	\$1,818	E	\$1,888	F	\$2,011	G	\$2,142	H	\$2,254	I	\$2,455	J	\$2,693	L1	\$2,316	L2	\$2,510
		Dimensions	D	W	H																																				
Overall	32	30	18																																						
Seat	32	30	18																																						
COM	\$1,616																																								
A	\$1,635																																								
B	\$1,672																																								
COL/C	\$1,736																																								
D	\$1,818																																								
E	\$1,888																																								
F	\$2,011																																								
G	\$2,142																																								
H	\$2,254																																								
I	\$2,455																																								
J	\$2,693																																								
L1	\$2,316																																								
L2	\$2,510																																								
		<table border="1"> <thead> <tr> <th>Upholstery</th> <th colspan="3">Shipping</th> </tr> </thead> <tbody> <tr> <td>COM Ydg</td> <td>2 ¼</td> <td>Ctn Wt</td> <td>58</td> </tr> <tr> <td>COL Sq Ft</td> <td>52</td> <td>Cu Ft</td> <td>10</td> </tr> </tbody> </table>	Upholstery	Shipping			COM Ydg	2 ¼	Ctn Wt	58	COL Sq Ft	52	Cu Ft	10																											
Upholstery	Shipping																																								
COM Ydg	2 ¼	Ctn Wt	58																																						
COL Sq Ft	52	Cu Ft	10																																						
Single Seat Bench 	CTS320 · 32" seat width · attaches to lounge, bench or other linking units to form a 90° shaped connection · artisan veneer available; specify and add \$135 list	<table border="1"> <thead> <tr> <th>Dimensions</th> <th>D</th> <th>W</th> <th>H</th> </tr> </thead> <tbody> <tr> <td>Overall</td> <td>32</td> <td>32</td> <td>18</td> </tr> <tr> <td>Seat</td> <td>32</td> <td>32</td> <td>18</td> </tr> </tbody> </table>	Dimensions	D	W	H	Overall	32	32	18	Seat	32	32	18	<table border="1"> <thead> <tr> <th>COM</th> <th>\$1,875</th> </tr> </thead> <tbody> <tr><td>A</td><td>\$1,894</td></tr> <tr><td>B</td><td>\$1,931</td></tr> <tr><td>COL/C</td><td>\$1,995</td></tr> <tr><td>D</td><td>\$2,077</td></tr> <tr><td>E</td><td>\$2,147</td></tr> <tr><td>F</td><td>\$2,270</td></tr> <tr><td>G</td><td>\$2,401</td></tr> <tr><td>H</td><td>\$2,513</td></tr> <tr><td>I</td><td>\$2,714</td></tr> <tr><td>J</td><td>\$2,952</td></tr> <tr><td>L1</td><td>\$2,575</td></tr> <tr><td>L2</td><td>\$2,769</td></tr> </tbody> </table>	COM	\$1,875	A	\$1,894	B	\$1,931	COL/C	\$1,995	D	\$2,077	E	\$2,147	F	\$2,270	G	\$2,401	H	\$2,513	I	\$2,714	J	\$2,952	L1	\$2,575	L2	\$2,769
		Dimensions	D	W	H																																				
Overall	32	32	18																																						
Seat	32	32	18																																						
COM	\$1,875																																								
A	\$1,894																																								
B	\$1,931																																								
COL/C	\$1,995																																								
D	\$2,077																																								
E	\$2,147																																								
F	\$2,270																																								
G	\$2,401																																								
H	\$2,513																																								
I	\$2,714																																								
J	\$2,952																																								
L1	\$2,575																																								
L2	\$2,769																																								
		<table border="1"> <thead> <tr> <th>Upholstery</th> <th colspan="3">Shipping</th> </tr> </thead> <tbody> <tr> <td>COM Ydg</td> <td>2 ¼</td> <td>Ctn Wt</td> <td>73</td> </tr> <tr> <td>COL Sq Ft</td> <td>52</td> <td>Cu Ft</td> <td>10</td> </tr> </tbody> </table>	Upholstery	Shipping			COM Ydg	2 ¼	Ctn Wt	73	COL Sq Ft	52	Cu Ft	10																											
Upholstery	Shipping																																								
COM Ydg	2 ¼	Ctn Wt	73																																						
COL Sq Ft	52	Cu Ft	10																																						
Two Seat Bench 	CTL2200 · 20" individual seat width · artisan veneer available; specify and add \$135 list	<table border="1"> <thead> <tr> <th>Dimensions</th> <th>D</th> <th>W</th> <th>H</th> </tr> </thead> <tbody> <tr> <td>Overall</td> <td>32</td> <td>40</td> <td>18</td> </tr> <tr> <td>Seat</td> <td>32</td> <td>40</td> <td>18</td> </tr> </tbody> </table>	Dimensions	D	W	H	Overall	32	40	18	Seat	32	40	18	<table border="1"> <thead> <tr> <th>COM</th> <th>\$2,869</th> </tr> </thead> <tbody> <tr><td>A</td><td>\$2,906</td></tr> <tr><td>B</td><td>\$2,980</td></tr> <tr><td>COL/C</td><td>\$3,108</td></tr> <tr><td>D</td><td>\$3,272</td></tr> <tr><td>E</td><td>\$3,412</td></tr> <tr><td>F</td><td>\$3,658</td></tr> <tr><td>G</td><td>\$3,920</td></tr> <tr><td>H</td><td>\$4,145</td></tr> <tr><td>I</td><td>\$4,547</td></tr> <tr><td>J</td><td>\$5,023</td></tr> <tr><td>L1</td><td>\$4,253</td></tr> <tr><td>L2</td><td>\$4,638</td></tr> </tbody> </table>	COM	\$2,869	A	\$2,906	B	\$2,980	COL/C	\$3,108	D	\$3,272	E	\$3,412	F	\$3,658	G	\$3,920	H	\$4,145	I	\$4,547	J	\$5,023	L1	\$4,253	L2	\$4,638
		Dimensions	D	W	H																																				
Overall	32	40	18																																						
Seat	32	40	18																																						
COM	\$2,869																																								
A	\$2,906																																								
B	\$2,980																																								
COL/C	\$3,108																																								
D	\$3,272																																								
E	\$3,412																																								
F	\$3,658																																								
G	\$3,920																																								
H	\$4,145																																								
I	\$4,547																																								
J	\$5,023																																								
L1	\$4,253																																								
L2	\$4,638																																								
		<table border="1"> <thead> <tr> <th>Upholstery</th> <th colspan="3">Shipping</th> </tr> </thead> <tbody> <tr> <td>COM Ydg</td> <td>4 ½</td> <td>Ctn Wt</td> <td>79</td> </tr> <tr> <td>COL Sq Ft</td> <td>104</td> <td>Cu Ft</td> <td>13</td> </tr> </tbody> </table>	Upholstery	Shipping			COM Ydg	4 ½	Ctn Wt	79	COL Sq Ft	104	Cu Ft	13																											
Upholstery	Shipping																																								
COM Ydg	4 ½	Ctn Wt	79																																						
COL Sq Ft	104	Cu Ft	13																																						

CONNECT

Description	1 Model	Specifications	List Price Per Grade																																						
Two Seat Bench 	CTL2300 · 30" individual seat width · artisan veneer available; specify and add \$135 list	<table border="1"> <thead> <tr> <th>Dimensions</th> <th>D</th> <th>W</th> <th>H</th> </tr> </thead> <tbody> <tr> <td>Overall</td> <td>32</td> <td>60</td> <td>18</td> </tr> <tr> <td>Seat</td> <td>32</td> <td>60</td> <td>18</td> </tr> </tbody> </table>	Dimensions	D	W	H	Overall	32	60	18	Seat	32	60	18	<table border="1"> <tbody> <tr> <td>COM</td> <td>\$2,900</td> </tr> <tr> <td>A</td> <td>\$2,937</td> </tr> <tr> <td>B</td> <td>\$3,011</td> </tr> <tr> <td>COL/C</td> <td>\$3,139</td> </tr> <tr> <td>D</td> <td>\$3,303</td> </tr> <tr> <td>E</td> <td>\$3,443</td> </tr> <tr> <td>F</td> <td>\$3,689</td> </tr> <tr> <td>G</td> <td>\$3,951</td> </tr> <tr> <td>H</td> <td>\$4,176</td> </tr> <tr> <td>I</td> <td>\$4,578</td> </tr> <tr> <td>J</td> <td>\$5,054</td> </tr> <tr> <td>L1</td> <td>\$4,284</td> </tr> <tr> <td>L2</td> <td>\$4,669</td> </tr> </tbody> </table>	COM	\$2,900	A	\$2,937	B	\$3,011	COL/C	\$3,139	D	\$3,303	E	\$3,443	F	\$3,689	G	\$3,951	H	\$4,176	I	\$4,578	J	\$5,054	L1	\$4,284	L2	\$4,669
		Dimensions	D	W	H																																				
Overall	32	60	18																																						
Seat	32	60	18																																						
COM	\$2,900																																								
A	\$2,937																																								
B	\$3,011																																								
COL/C	\$3,139																																								
D	\$3,303																																								
E	\$3,443																																								
F	\$3,689																																								
G	\$3,951																																								
H	\$4,176																																								
I	\$4,578																																								
J	\$5,054																																								
L1	\$4,284																																								
L2	\$4,669																																								
		<table border="1"> <thead> <tr> <th>Upholstery</th> <th colspan="3">Shipping</th> </tr> </thead> <tbody> <tr> <td>COM Ydg</td> <td>4 ½</td> <td>Ctn Wt</td> <td>100</td> </tr> <tr> <td>COL Sq Ft</td> <td>104</td> <td>Cu Ft</td> <td>19</td> </tr> </tbody> </table>	Upholstery	Shipping			COM Ydg	4 ½	Ctn Wt	100	COL Sq Ft	104	Cu Ft	19																											
Upholstery	Shipping																																								
COM Ydg	4 ½	Ctn Wt	100																																						
COL Sq Ft	104	Cu Ft	19																																						
Three Seat Bench 	CTL3200 · 20" individual seat width · artisan veneer available; specify and add \$135 list	<table border="1"> <thead> <tr> <th>Dimensions</th> <th>D</th> <th>W</th> <th>H</th> </tr> </thead> <tbody> <tr> <td>Overall</td> <td>32</td> <td>60</td> <td>18</td> </tr> <tr> <td>Seat</td> <td>32</td> <td>60</td> <td>18</td> </tr> </tbody> </table>	Dimensions	D	W	H	Overall	32	60	18	Seat	32	60	18	<table border="1"> <tbody> <tr> <td>COM</td> <td>\$4,139</td> </tr> <tr> <td>A</td> <td>\$4,195</td> </tr> <tr> <td>B</td> <td>\$4,305</td> </tr> <tr> <td>COL/C</td> <td>\$4,497</td> </tr> <tr> <td>D</td> <td>\$4,744</td> </tr> <tr> <td>E</td> <td>\$4,954</td> </tr> <tr> <td>F</td> <td>\$5,322</td> </tr> <tr> <td>G</td> <td>\$5,716</td> </tr> <tr> <td>H</td> <td>\$6,053</td> </tr> <tr> <td>I</td> <td>\$6,656</td> </tr> <tr> <td>J</td> <td>\$7,370</td> </tr> <tr> <td>L1</td> <td>\$6,222</td> </tr> <tr> <td>L2</td> <td>\$6,802</td> </tr> </tbody> </table>	COM	\$4,139	A	\$4,195	B	\$4,305	COL/C	\$4,497	D	\$4,744	E	\$4,954	F	\$5,322	G	\$5,716	H	\$6,053	I	\$6,656	J	\$7,370	L1	\$6,222	L2	\$6,802
		Dimensions	D	W	H																																				
Overall	32	60	18																																						
Seat	32	60	18																																						
COM	\$4,139																																								
A	\$4,195																																								
B	\$4,305																																								
COL/C	\$4,497																																								
D	\$4,744																																								
E	\$4,954																																								
F	\$5,322																																								
G	\$5,716																																								
H	\$6,053																																								
I	\$6,656																																								
J	\$7,370																																								
L1	\$6,222																																								
L2	\$6,802																																								
		<table border="1"> <thead> <tr> <th>Upholstery</th> <th colspan="3">Shipping</th> </tr> </thead> <tbody> <tr> <td>COM Ydg</td> <td>6 ¾</td> <td>Ctn Wt</td> <td>113</td> </tr> <tr> <td>COL Sq Ft</td> <td>156</td> <td>Cu Ft</td> <td>19</td> </tr> </tbody> </table>	Upholstery	Shipping			COM Ydg	6 ¾	Ctn Wt	113	COL Sq Ft	156	Cu Ft	19																											
Upholstery	Shipping																																								
COM Ydg	6 ¾	Ctn Wt	113																																						
COL Sq Ft	156	Cu Ft	19																																						
Three Seat Bench 	CTL3300 · 30" individual seat width · artisan veneer available; specify and add \$135 list	<table border="1"> <thead> <tr> <th>Dimensions</th> <th>D</th> <th>W</th> <th>H</th> </tr> </thead> <tbody> <tr> <td>Overall</td> <td>32</td> <td>90</td> <td>18</td> </tr> <tr> <td>Seat</td> <td>32</td> <td>90</td> <td>18</td> </tr> </tbody> </table>	Dimensions	D	W	H	Overall	32	90	18	Seat	32	90	18	<table border="1"> <tbody> <tr> <td>COM</td> <td>\$4,185</td> </tr> <tr> <td>A</td> <td>\$4,241</td> </tr> <tr> <td>B</td> <td>\$4,351</td> </tr> <tr> <td>COL/C</td> <td>\$4,543</td> </tr> <tr> <td>D</td> <td>\$4,790</td> </tr> <tr> <td>E</td> <td>\$5,000</td> </tr> <tr> <td>F</td> <td>\$5,368</td> </tr> <tr> <td>G</td> <td>\$5,762</td> </tr> <tr> <td>H</td> <td>\$6,099</td> </tr> <tr> <td>I</td> <td>\$6,702</td> </tr> <tr> <td>J</td> <td>\$7,416</td> </tr> <tr> <td>L1</td> <td>\$6,268</td> </tr> <tr> <td>L2</td> <td>\$6,848</td> </tr> </tbody> </table>	COM	\$4,185	A	\$4,241	B	\$4,351	COL/C	\$4,543	D	\$4,790	E	\$5,000	F	\$5,368	G	\$5,762	H	\$6,099	I	\$6,702	J	\$7,416	L1	\$6,268	L2	\$6,848
		Dimensions	D	W	H																																				
Overall	32	90	18																																						
Seat	32	90	18																																						
COM	\$4,185																																								
A	\$4,241																																								
B	\$4,351																																								
COL/C	\$4,543																																								
D	\$4,790																																								
E	\$5,000																																								
F	\$5,368																																								
G	\$5,762																																								
H	\$6,099																																								
I	\$6,702																																								
J	\$7,416																																								
L1	\$6,268																																								
L2	\$6,848																																								
		<table border="1"> <thead> <tr> <th>Upholstery</th> <th colspan="3">Shipping</th> </tr> </thead> <tbody> <tr> <td>COM Ydg</td> <td>6 ¾</td> <td>Ctn Wt</td> <td>158</td> </tr> <tr> <td>COL Sq Ft</td> <td>156</td> <td>Cu Ft</td> <td>28</td> </tr> </tbody> </table>	Upholstery	Shipping			COM Ydg	6 ¾	Ctn Wt	158	COL Sq Ft	156	Cu Ft	28																											
Upholstery	Shipping																																								
COM Ydg	6 ¾	Ctn Wt	158																																						
COL Sq Ft	156	Cu Ft	28																																						

To Order, Specify:

- 1 Model Number
- 2 Wood Finish [See Wood Finish Options](#)
- 3 Fabric Selection - vendor, pattern and color
 Visit www.jsifurniture.com/finishes-and-materials/textiles for our textiles program.
 See selection of standard and graded in manufacturers and patterns.
- 4 Metal Leg Color - [See Metal Leg Color Options](#)
- 5 Optional Rubber Cushion Nylon Glides - no upcharge
- 6 Product Options

Specifications

- Wood Finishes - Essentials or Artisan.
- Seat has synthetic sheet webbing with cross strap reinforcement, 4 ¼" high density polyurethane foam.
- Plywood construction with locking tenons, glue and screws.
- Linking bracket included.
- Metal legs are 16 gauge steel tube with metal leveling glides.

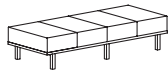
Description

① Model

Specifications

List Price Per Grade

Four Seat Bench



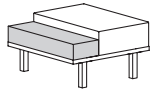
CTL4200

- 20" individual seat width
- artisan veneer available; specify and add \$135 list

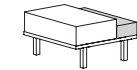
Dimensions	D	W	H
Overall	32	80	18
Seat	32	80	18
Upholstery		Shipping	
COM Ydg	9	Ctn Wt	146
COL Sq Ft	207	Cu Ft	25

COM	\$5,091
A	\$5,165
B	\$5,312
COL/C	\$5,568
D	\$5,897
E	\$6,177
F	\$6,668
G	\$7,193
H	\$7,642
I	\$8,446
J	\$9,398
L1	\$7,858
L2	\$8,629

Single Seat Bench with End Table



CTL1200CR
right



CTL1200CL
left

CTL1200CR

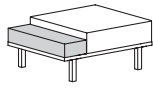
CTL1200CL

- 20" seat width
- 10" table width
- artisan veneer available; specify and add \$201 list

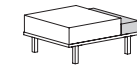
Dimensions	D	W	H
Overall	32	30	18
Seat	32	20	18
Upholstery		Shipping	
COM Ydg	2 ¼	Ctn Wt	75
COL Sq Ft	52	Cu Ft	10

COM	\$1,922
A	\$1,941
B	\$1,978
COL/C	\$2,042
D	\$2,124
E	\$2,194
F	\$2,317
G	\$2,448
H	\$2,560
I	\$2,761
J	\$2,999
L1	\$2,622
L2	\$2,816

Single Seat Bench with End Table



CTL1300CR
right



CTL1300CL
left

CTL1300CR

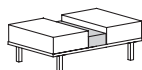
CTL1300CL

- 30" seat width
- 10" table width
- artisan veneer available; specify and add \$201 list

Dimensions	D	W	H
Overall	32	40	18
Seat	32	30	18
Upholstery		Shipping	
COM Ydg	2 ¼	Ctn Wt	85
COL Sq Ft	52	Cu Ft	13

COM	\$2,028
A	\$2,047
B	\$2,084
COL/C	\$2,148
D	\$2,230
E	\$2,300
F	\$2,423
G	\$2,554
H	\$2,666
I	\$2,867
J	\$3,105
L1	\$2,728
L2	\$2,922

Two Seat Bench with Center Console



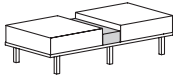
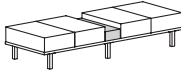

CTL2200CC

- 20" individual seat width
- 10" wide center console
- artisan veneer available; specify and add \$201 list

Dimensions	D	W	H
Overall	32	50	18
Seat	32	40	18
Upholstery		Shipping	
COM Ydg	4 ½	Ctn Wt	96
COL Sq Ft	104	Cu Ft	16

COM	\$3,057
A	\$3,094
B	\$3,168
COL/C	\$3,296
D	\$3,460
E	\$3,600
F	\$3,846
G	\$4,108
H	\$4,333
I	\$4,735
J	\$5,211
L1	\$4,441
L2	\$4,826

CONNECT


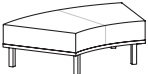
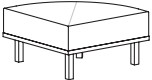
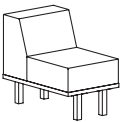
Description	1 Model	Specifications	List Price Per Grade												
Two Seat Bench with Center Console 	CTL2300CC · 30" individual seat width · 10" wide center console · artisan veneer available; specify and add \$201 list	<table border="1"> <thead> <tr> <th>Dimensions</th> <th>D</th> <th>W</th> <th>H</th> </tr> </thead> <tbody> <tr> <td>Overall</td> <td>32</td> <td>70</td> <td>18</td> </tr> <tr> <td>Seat</td> <td>32</td> <td>60</td> <td>18</td> </tr> </tbody> </table>	Dimensions	D	W	H	Overall	32	70	18	Seat	32	60	18	COM \$3,284 A \$3,321 B \$3,395 COL/C \$3,523 D \$3,687 E \$3,827 F \$4,073 G \$4,335 H \$4,560 I \$4,962 J \$5,438 L1 \$4,668 L2 \$5,053
		Dimensions	D	W	H										
Overall	32	70	18												
Seat	32	60	18												
<table border="1"> <thead> <tr> <th>Upholstery</th> <th colspan="3">Shipping</th> </tr> </thead> <tbody> <tr> <td>COM Ydg</td> <td>4 ½</td> <td>Ctn Wt</td> <td>117</td> </tr> <tr> <td>COL Sq Ft</td> <td>104</td> <td>Cu Ft</td> <td>22</td> </tr> </tbody> </table>	Upholstery	Shipping			COM Ydg	4 ½	Ctn Wt	117	COL Sq Ft	104	Cu Ft	22			
Upholstery	Shipping														
COM Ydg	4 ½	Ctn Wt	117												
COL Sq Ft	104	Cu Ft	22												
Four Seat Bench with Center Console 	CTL4200CC · 20" individual seat width · 10" wide center console · artisan veneer available; specify and add \$201 list	<table border="1"> <thead> <tr> <th>Dimensions</th> <th>D</th> <th>W</th> <th>H</th> </tr> </thead> <tbody> <tr> <td>Overall</td> <td>32</td> <td>90</td> <td>18</td> </tr> <tr> <td>Seat</td> <td>32</td> <td>80</td> <td>18</td> </tr> </tbody> </table>	Dimensions	D	W	H	Overall	32	90	18	Seat	32	80	18	COM \$5,345 A \$5,419 B \$5,566 COL/C \$5,822 D \$6,151 E \$6,431 F \$6,922 G \$7,447 H \$7,896 I \$8,700 J \$9,652 L1 \$8,112 L2 \$8,883
		Dimensions	D	W	H										
Overall	32	90	18												
Seat	32	80	18												
<table border="1"> <thead> <tr> <th>Upholstery</th> <th colspan="3">Shipping</th> </tr> </thead> <tbody> <tr> <td>COM Ydg</td> <td>9</td> <td>Ctn Wt</td> <td>163</td> </tr> <tr> <td>COL Sq Ft</td> <td>207</td> <td>Cu Ft</td> <td>28</td> </tr> </tbody> </table>	Upholstery	Shipping			COM Ydg	9	Ctn Wt	163	COL Sq Ft	207	Cu Ft	28			
Upholstery	Shipping														
COM Ydg	9	Ctn Wt	163												
COL Sq Ft	207	Cu Ft	28												
90° Curved Bench 	CTI32120 · 12" inside radius · 44" outside radius · artisan veneer available; specify and add \$135 list	<table border="1"> <thead> <tr> <th>Dimensions</th> <th>D</th> <th>W</th> <th>H</th> </tr> </thead> <tbody> <tr> <td>Overall</td> <td>32</td> <td></td> <td>18</td> </tr> <tr> <td>Seat</td> <td>32</td> <td></td> <td>18</td> </tr> </tbody> </table>	Dimensions	D	W	H	Overall	32		18	Seat	32		18	COM \$2,472 A \$2,493 B \$2,534 COL/C \$2,605 D \$2,696 E \$2,774 F \$2,910 G \$3,056 H \$3,181 I \$3,404 J \$3,669 L1 \$3,241 L2 \$3,455
		Dimensions	D	W	H										
Overall	32		18												
Seat	32		18												
<table border="1"> <thead> <tr> <th>Upholstery</th> <th colspan="3">Shipping</th> </tr> </thead> <tbody> <tr> <td>COM Ydg</td> <td>2 ½</td> <td>Ctn Wt</td> <td>65</td> </tr> <tr> <td>COL Sq Ft</td> <td>58</td> <td>Cu Ft</td> <td>23</td> </tr> </tbody> </table>	Upholstery	Shipping			COM Ydg	2 ½	Ctn Wt	65	COL Sq Ft	58	Cu Ft	23			
Upholstery	Shipping														
COM Ydg	2 ½	Ctn Wt	65												
COL Sq Ft	58	Cu Ft	23												

To Order, Specify:



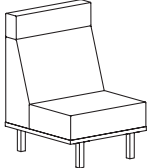
- 1 Model Number
- 2 Wood Finish [See Wood Finish Options](#)
- 3 Fabric Selection - vendor, pattern and color
 Visit www.jsifurniture.com/finishes-and-materials/textiles for our textiles program.
 See selection of standard and graded in manufacturers and patterns.
- 4 Metal Leg Color - [See Metal Leg Color Options](#)
- 5 Optional Power Center - Flush Mount (EC22) - Black (B) or White (W); \$613 list each, see page CT3 for location availability
- 6 Optional Drink Holders (DH) - add \$252 list
- 7 Optional Coordinating Wood Grain Laminate Available on Table Top - no upcharge.
 Finishes with an asterisk have a coordinating laminate available.
- 8 Optional Rubber Cushion Nylon Glides - no upcharge
- 9 Product Options

Specifications

- Wood Finishes - Essentials or Artisan.
- Seat has synthetic sheet webbing with cross strap reinforcement, 4 ¼" high density polyurethane foam.
- Plywood construction with locking tenons, glue and screws.
- Linking bracket included.
- Metal legs are 16 gauge steel tube with metal leveling glides.

Description	Model	Specifications	List Price Per Grade																																						
45° Curved Bench 	CTI32300 · 30" inside radius · 66" outside radius · artisan veneer available; specify and add \$135 list	<table border="1"> <thead> <tr> <th>Dimensions</th> <th>D</th> <th>W</th> <th>H</th> </tr> </thead> <tbody> <tr> <td>Overall</td> <td>32</td> <td></td> <td>18</td> </tr> <tr> <td>Seat</td> <td>32</td> <td></td> <td>18</td> </tr> </tbody> </table>	Dimensions	D	W	H	Overall	32		18	Seat	32		18	<table border="1"> <thead> <tr> <th>COM</th> <th>\$2,472</th> </tr> </thead> <tbody> <tr><td>A</td><td>\$2,489</td></tr> <tr><td>B</td><td>\$2,521</td></tr> <tr><td>COL/C</td><td>\$2,578</td></tr> <tr><td>D</td><td>\$2,652</td></tr> <tr><td>E</td><td>\$2,714</td></tr> <tr><td>F</td><td>\$2,823</td></tr> <tr><td>G</td><td>\$2,939</td></tr> <tr><td>H</td><td>\$3,039</td></tr> <tr><td>I</td><td>\$3,218</td></tr> <tr><td>J</td><td>\$3,430</td></tr> <tr><td>L1</td><td>\$3,181</td></tr> <tr><td>L2</td><td>\$3,375</td></tr> </tbody> </table>	COM	\$2,472	A	\$2,489	B	\$2,521	COL/C	\$2,578	D	\$2,652	E	\$2,714	F	\$2,823	G	\$2,939	H	\$3,039	I	\$3,218	J	\$3,430	L1	\$3,181	L2	\$3,375
		Dimensions	D	W	H																																				
Overall	32		18																																						
Seat	32		18																																						
COM	\$2,472																																								
A	\$2,489																																								
B	\$2,521																																								
COL/C	\$2,578																																								
D	\$2,652																																								
E	\$2,714																																								
F	\$2,823																																								
G	\$2,939																																								
H	\$3,039																																								
I	\$3,218																																								
J	\$3,430																																								
L1	\$3,181																																								
L2	\$3,375																																								
		<table border="1"> <thead> <tr> <th>Upholstery</th> <th colspan="3">Shipping</th> </tr> </thead> <tbody> <tr> <td>COM Ydg</td> <td>2</td> <td>Ctn Wt</td> <td>62</td> </tr> <tr> <td>COL Sq Ft</td> <td>46</td> <td>Cu Ft</td> <td>18</td> </tr> </tbody> </table>	Upholstery	Shipping			COM Ydg	2	Ctn Wt	62	COL Sq Ft	46	Cu Ft	18																											
Upholstery	Shipping																																								
COM Ydg	2	Ctn Wt	62																																						
COL Sq Ft	46	Cu Ft	18																																						
45° Curved Bench 	CTI32450 · 45" inside radius · 77" outside radius · artisan veneer available; specify and add \$135 list	<table border="1"> <thead> <tr> <th>Dimensions</th> <th>D</th> <th>W</th> <th>H</th> </tr> </thead> <tbody> <tr> <td>Overall</td> <td>32</td> <td></td> <td>18</td> </tr> <tr> <td>Seat</td> <td>32</td> <td></td> <td>18</td> </tr> </tbody> </table>	Dimensions	D	W	H	Overall	32		18	Seat	32		18	<table border="1"> <thead> <tr> <th>COM</th> <th>\$2,472</th> </tr> </thead> <tbody> <tr><td>A</td><td>\$2,493</td></tr> <tr><td>B</td><td>\$2,534</td></tr> <tr><td>COL/C</td><td>\$2,605</td></tr> <tr><td>D</td><td>\$2,696</td></tr> <tr><td>E</td><td>\$2,774</td></tr> <tr><td>F</td><td>\$2,910</td></tr> <tr><td>G</td><td>\$3,056</td></tr> <tr><td>H</td><td>\$3,181</td></tr> <tr><td>I</td><td>\$3,404</td></tr> <tr><td>J</td><td>\$3,669</td></tr> <tr><td>L1</td><td>\$3,241</td></tr> <tr><td>L2</td><td>\$3,455</td></tr> </tbody> </table>	COM	\$2,472	A	\$2,493	B	\$2,534	COL/C	\$2,605	D	\$2,696	E	\$2,774	F	\$2,910	G	\$3,056	H	\$3,181	I	\$3,404	J	\$3,669	L1	\$3,241	L2	\$3,455
		Dimensions	D	W	H																																				
Overall	32		18																																						
Seat	32		18																																						
COM	\$2,472																																								
A	\$2,493																																								
B	\$2,534																																								
COL/C	\$2,605																																								
D	\$2,696																																								
E	\$2,774																																								
F	\$2,910																																								
G	\$3,056																																								
H	\$3,181																																								
I	\$3,404																																								
J	\$3,669																																								
L1	\$3,241																																								
L2	\$3,455																																								
		<table border="1"> <thead> <tr> <th>Upholstery</th> <th colspan="3">Shipping</th> </tr> </thead> <tbody> <tr> <td>COM Ydg</td> <td>2 ½</td> <td>Ctn Wt</td> <td>65</td> </tr> <tr> <td>COL Sq Ft</td> <td>58</td> <td>Cu Ft</td> <td>22</td> </tr> </tbody> </table>	Upholstery	Shipping			COM Ydg	2 ½	Ctn Wt	65	COL Sq Ft	58	Cu Ft	22																											
Upholstery	Shipping																																								
COM Ydg	2 ½	Ctn Wt	65																																						
COL Sq Ft	58	Cu Ft	22																																						
Quarter Round Bench 	CTW900 · 32" seat width · fully upholstered · artisan veneer available; specify and add \$135 list	<table border="1"> <thead> <tr> <th>Dimensions</th> <th>D</th> <th>W</th> <th>H</th> </tr> </thead> <tbody> <tr> <td>Overall</td> <td>32</td> <td></td> <td>18</td> </tr> <tr> <td>Seat</td> <td>32</td> <td></td> <td>18</td> </tr> </tbody> </table>	Dimensions	D	W	H	Overall	32		18	Seat	32		18	<table border="1"> <thead> <tr> <th>COM</th> <th>\$1,643</th> </tr> </thead> <tbody> <tr><td>A</td><td>\$1,660</td></tr> <tr><td>B</td><td>\$1,692</td></tr> <tr><td>COL/C</td><td>\$1,749</td></tr> <tr><td>D</td><td>\$1,823</td></tr> <tr><td>E</td><td>\$1,885</td></tr> <tr><td>F</td><td>\$1,994</td></tr> <tr><td>G</td><td>\$2,110</td></tr> <tr><td>H</td><td>\$2,210</td></tr> <tr><td>I</td><td>\$2,389</td></tr> <tr><td>J</td><td>\$2,601</td></tr> <tr><td>L1</td><td>\$2,258</td></tr> <tr><td>L2</td><td>\$2,430</td></tr> </tbody> </table>	COM	\$1,643	A	\$1,660	B	\$1,692	COL/C	\$1,749	D	\$1,823	E	\$1,885	F	\$1,994	G	\$2,110	H	\$2,210	I	\$2,389	J	\$2,601	L1	\$2,258	L2	\$2,430
		Dimensions	D	W	H																																				
Overall	32		18																																						
Seat	32		18																																						
COM	\$1,643																																								
A	\$1,660																																								
B	\$1,692																																								
COL/C	\$1,749																																								
D	\$1,823																																								
E	\$1,885																																								
F	\$1,994																																								
G	\$2,110																																								
H	\$2,210																																								
I	\$2,389																																								
J	\$2,601																																								
L1	\$2,258																																								
L2	\$2,430																																								
		<table border="1"> <thead> <tr> <th>Upholstery</th> <th colspan="3">Shipping</th> </tr> </thead> <tbody> <tr> <td>COM Ydg</td> <td>2</td> <td>Ctn Wt</td> <td>58</td> </tr> <tr> <td>COL Sq Ft</td> <td>46</td> <td>Cu Ft</td> <td>11</td> </tr> </tbody> </table>	Upholstery	Shipping			COM Ydg	2	Ctn Wt	58	COL Sq Ft	46	Cu Ft	11																											
Upholstery	Shipping																																								
COM Ydg	2	Ctn Wt	58																																						
COL Sq Ft	46	Cu Ft	11																																						
Single Seat Low Back 	CTL1201 · armless · 20" seat width · COM based on single fabric · multiple fabrics, see pages CT6-CT8 for yardage requirements · artisan veneer available; specify and add \$135 list	<table border="1"> <thead> <tr> <th>Dimensions</th> <th>D</th> <th>W</th> <th>H</th> </tr> </thead> <tbody> <tr> <td>Overall</td> <td>32</td> <td>20</td> <td>30 ½</td> </tr> <tr> <td>Seat</td> <td>20</td> <td>20</td> <td>18</td> </tr> </tbody> </table>	Dimensions	D	W	H	Overall	32	20	30 ½	Seat	20	20	18	<table border="1"> <thead> <tr> <th>COM</th> <th>\$1,656</th> </tr> </thead> <tbody> <tr><td>A</td><td>\$1,685</td></tr> <tr><td>B</td><td>\$1,742</td></tr> <tr><td>COL/C</td><td>\$1,842</td></tr> <tr><td>D</td><td>\$1,970</td></tr> <tr><td>E</td><td>\$2,079</td></tr> <tr><td>F</td><td>\$2,269</td></tr> <tr><td>G</td><td>\$2,474</td></tr> <tr><td>H</td><td>\$2,648</td></tr> <tr><td>I</td><td>\$2,961</td></tr> <tr><td>J</td><td>\$3,331</td></tr> <tr><td>L1</td><td>\$2,732</td></tr> <tr><td>L2</td><td>\$3,032</td></tr> </tbody> </table>	COM	\$1,656	A	\$1,685	B	\$1,742	COL/C	\$1,842	D	\$1,970	E	\$2,079	F	\$2,269	G	\$2,474	H	\$2,648	I	\$2,961	J	\$3,331	L1	\$2,732	L2	\$3,032
		Dimensions	D	W	H																																				
Overall	32	20	30 ½																																						
Seat	20	20	18																																						
COM	\$1,656																																								
A	\$1,685																																								
B	\$1,742																																								
COL/C	\$1,842																																								
D	\$1,970																																								
E	\$2,079																																								
F	\$2,269																																								
G	\$2,474																																								
H	\$2,648																																								
I	\$2,961																																								
J	\$3,331																																								
L1	\$2,732																																								
L2	\$3,032																																								
		<table border="1"> <thead> <tr> <th>Upholstery</th> <th colspan="3">Shipping</th> </tr> </thead> <tbody> <tr> <td>COM Ydg</td> <td>3 ½</td> <td>Ctn Wt</td> <td>66</td> </tr> <tr> <td>COL Sq Ft</td> <td>81</td> <td>Cu Ft</td> <td>11</td> </tr> </tbody> </table>	Upholstery	Shipping			COM Ydg	3 ½	Ctn Wt	66	COL Sq Ft	81	Cu Ft	11																											
Upholstery	Shipping																																								
COM Ydg	3 ½	Ctn Wt	66																																						
COL Sq Ft	81	Cu Ft	11																																						

CONNECT

Description	1 Model	Specifications	List Price Per Grade																																						
Single Seat Low Back 	CTL1301 • armless • 30" seat width • COM based on single fabric • multiple fabrics, see pages CT6-CT8 for yardage requirements • artisan veneer available; specify and add \$135 list	<table border="1"> <thead> <tr> <th>Dimensions</th> <th>D</th> <th>W</th> <th>H</th> </tr> </thead> <tbody> <tr> <td>Overall</td> <td>32</td> <td>30</td> <td>30½</td> </tr> <tr> <td>Seat</td> <td>20</td> <td>30</td> <td>18</td> </tr> </tbody> </table>	Dimensions	D	W	H	Overall	32	30	30½	Seat	20	30	18	<table border="1"> <tbody> <tr> <td>COM</td> <td>\$1,802</td> </tr> <tr> <td>A</td> <td>\$1,831</td> </tr> <tr> <td>B</td> <td>\$1,888</td> </tr> <tr> <td>COL/C</td> <td>\$1,988</td> </tr> <tr> <td>D</td> <td>\$2,116</td> </tr> <tr> <td>E</td> <td>\$2,225</td> </tr> <tr> <td>F</td> <td>\$2,415</td> </tr> <tr> <td>G</td> <td>\$2,620</td> </tr> <tr> <td>H</td> <td>\$2,794</td> </tr> <tr> <td>I</td> <td>\$3,107</td> </tr> <tr> <td>J</td> <td>\$3,477</td> </tr> <tr> <td>L1</td> <td>\$2,878</td> </tr> <tr> <td>L2</td> <td>\$3,178</td> </tr> </tbody> </table>	COM	\$1,802	A	\$1,831	B	\$1,888	COL/C	\$1,988	D	\$2,116	E	\$2,225	F	\$2,415	G	\$2,620	H	\$2,794	I	\$3,107	J	\$3,477	L1	\$2,878	L2	\$3,178
		Dimensions	D	W	H																																				
Overall	32	30	30½																																						
Seat	20	30	18																																						
COM	\$1,802																																								
A	\$1,831																																								
B	\$1,888																																								
COL/C	\$1,988																																								
D	\$2,116																																								
E	\$2,225																																								
F	\$2,415																																								
G	\$2,620																																								
H	\$2,794																																								
I	\$3,107																																								
J	\$3,477																																								
L1	\$2,878																																								
L2	\$3,178																																								
<table border="1"> <thead> <tr> <th>Upholstery</th> <th colspan="2">Shipping</th> </tr> </thead> <tbody> <tr> <td>COM Ydg</td> <td>3½</td> <td>Ctn Wt 77</td> </tr> <tr> <td>COL Sq Ft</td> <td>81</td> <td>Cu Ft 16</td> </tr> </tbody> </table>	Upholstery	Shipping		COM Ydg	3½	Ctn Wt 77	COL Sq Ft	81	Cu Ft 16																																
Upholstery	Shipping																																								
COM Ydg	3½	Ctn Wt 77																																							
COL Sq Ft	81	Cu Ft 16																																							
Single Seat Mid Back 	CTL1302 • armless • 30" seat width • COM based on single fabric • multiple fabrics, see pages CT6-CT8 for yardage requirements • artisan veneer available; specify and add \$135 list	<table border="1"> <thead> <tr> <th>Dimensions</th> <th>D</th> <th>W</th> <th>H</th> </tr> </thead> <tbody> <tr> <td>Overall</td> <td>32</td> <td>30</td> <td>37½</td> </tr> <tr> <td>Seat</td> <td>20</td> <td>30</td> <td>18</td> </tr> </tbody> </table>	Dimensions	D	W	H	Overall	32	30	37½	Seat	20	30	18	<table border="1"> <tbody> <tr> <td>COM</td> <td>\$2,007</td> </tr> <tr> <td>A</td> <td>\$2,038</td> </tr> <tr> <td>B</td> <td>\$2,099</td> </tr> <tr> <td>COL/C</td> <td>\$2,206</td> </tr> <tr> <td>D</td> <td>\$2,343</td> </tr> <tr> <td>E</td> <td>\$2,460</td> </tr> <tr> <td>F</td> <td>\$2,664</td> </tr> <tr> <td>G</td> <td>\$2,883</td> </tr> <tr> <td>H</td> <td>\$3,070</td> </tr> <tr> <td>I</td> <td>\$3,405</td> </tr> <tr> <td>J</td> <td>\$3,802</td> </tr> <tr> <td>L1</td> <td>\$3,168</td> </tr> <tr> <td>L2</td> <td>\$3,491</td> </tr> </tbody> </table>	COM	\$2,007	A	\$2,038	B	\$2,099	COL/C	\$2,206	D	\$2,343	E	\$2,460	F	\$2,664	G	\$2,883	H	\$3,070	I	\$3,405	J	\$3,802	L1	\$3,168	L2	\$3,491
		Dimensions	D	W	H																																				
Overall	32	30	37½																																						
Seat	20	30	18																																						
COM	\$2,007																																								
A	\$2,038																																								
B	\$2,099																																								
COL/C	\$2,206																																								
D	\$2,343																																								
E	\$2,460																																								
F	\$2,664																																								
G	\$2,883																																								
H	\$3,070																																								
I	\$3,405																																								
J	\$3,802																																								
L1	\$3,168																																								
L2	\$3,491																																								
<table border="1"> <thead> <tr> <th>Upholstery</th> <th colspan="2">Shipping</th> </tr> </thead> <tbody> <tr> <td>COM Ydg</td> <td>3¾</td> <td>Ctn Wt 82</td> </tr> <tr> <td>COL Sq Ft</td> <td>87</td> <td>Cu Ft 21</td> </tr> </tbody> </table>	Upholstery	Shipping		COM Ydg	3¾	Ctn Wt 82	COL Sq Ft	87	Cu Ft 21																																
Upholstery	Shipping																																								
COM Ydg	3¾	Ctn Wt 82																																							
COL Sq Ft	87	Cu Ft 21																																							
Single Seat High Back 	CTL1303 • armless • 30" seat width • 7" high headrest • COM based on single fabric • multiple fabrics, see pages CT6-CT8 for yardage requirements • artisan veneer available; specify and add \$135 list	<table border="1"> <thead> <tr> <th>Dimensions</th> <th>D</th> <th>W</th> <th>H</th> </tr> </thead> <tbody> <tr> <td>Overall</td> <td>32</td> <td>30</td> <td>44½</td> </tr> <tr> <td>Seat</td> <td>20</td> <td>30</td> <td>18</td> </tr> </tbody> </table>	Dimensions	D	W	H	Overall	32	30	44½	Seat	20	30	18	<table border="1"> <tbody> <tr> <td>COM</td> <td>\$2,207</td> </tr> <tr> <td>A</td> <td>\$2,244</td> </tr> <tr> <td>B</td> <td>\$2,318</td> </tr> <tr> <td>COL/C</td> <td>\$2,446</td> </tr> <tr> <td>D</td> <td>\$2,610</td> </tr> <tr> <td>E</td> <td>\$2,750</td> </tr> <tr> <td>F</td> <td>\$2,996</td> </tr> <tr> <td>G</td> <td>\$3,258</td> </tr> <tr> <td>H</td> <td>\$3,483</td> </tr> <tr> <td>I</td> <td>\$3,885</td> </tr> <tr> <td>J</td> <td>\$4,361</td> </tr> <tr> <td>L1</td> <td>\$3,591</td> </tr> <tr> <td>L2</td> <td>\$3,976</td> </tr> </tbody> </table>	COM	\$2,207	A	\$2,244	B	\$2,318	COL/C	\$2,446	D	\$2,610	E	\$2,750	F	\$2,996	G	\$3,258	H	\$3,483	I	\$3,885	J	\$4,361	L1	\$3,591	L2	\$3,976
		Dimensions	D	W	H																																				
Overall	32	30	44½																																						
Seat	20	30	18																																						
COM	\$2,207																																								
A	\$2,244																																								
B	\$2,318																																								
COL/C	\$2,446																																								
D	\$2,610																																								
E	\$2,750																																								
F	\$2,996																																								
G	\$3,258																																								
H	\$3,483																																								
I	\$3,885																																								
J	\$4,361																																								
L1	\$3,591																																								
L2	\$3,976																																								
<table border="1"> <thead> <tr> <th>Upholstery</th> <th colspan="2">Shipping</th> </tr> </thead> <tbody> <tr> <td>COM Ydg</td> <td>4½</td> <td>Ctn Wt 90</td> </tr> <tr> <td>COL Sq Ft</td> <td>104</td> <td>Cu Ft 25</td> </tr> </tbody> </table>	Upholstery	Shipping		COM Ydg	4½	Ctn Wt 90	COL Sq Ft	104	Cu Ft 25																																
Upholstery	Shipping																																								
COM Ydg	4½	Ctn Wt 90																																							
COL Sq Ft	104	Cu Ft 25																																							

To Order, Specify:

- 1 Model Number
- 2 Wood Finish [See Wood Finish Options](#)
- 3 Fabric Selection - vendor, pattern and color
 - A. Seat
 - B. Back
 Visit www.jsifurniture.com/finishes-and-materials/textiles for our textiles program.
 See selection of standard and graded in manufacturers and patterns.
- 4 Metal Leg Color - [See Metal Leg Color Options](#)
- 5 Optional Rubber Cushion Nylon Glides - no upcharge

Specifications

- Wood Finishes - Essentials or Artisan.
- Seat has synthetic sheet webbing with cross strap reinforcement, 4 ¼" high density polyurethane foam.
- Back has high density polyurethane foam.
- Plywood construction with locking tenons, glue and screws.
- Linking bracket included.
- Metal legs are 16 gauge steel tube with metal leveling glides.


Description

① Model

Specifications

List Price Per Grade

Single Seat High Back with Stand Up Surface



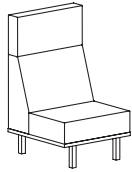
CTL1304

- armless
- stand up surface corner; specify square (S) no upcharge or rounded (R) add \$52 list
- 30" seat width
- 7" high headrest
- 41 3/4" high stand up surface
- COM based on single fabric
- multiple fabrics, see pages CT6-CT8 for yardage requirements
- artisan veneer available; specify and add \$135 list

Dimensions	D	W	H
Overall	42	30	44 1/2
Seat	20	30	18
Upholstery		Shipping	
COM Ydg	4 1/2	Ctn Wt	125
COL Sq Ft	104	Cu Ft	34

COM	\$3,425
A	\$3,462
B	\$3,536
COL/C	\$3,664
D	\$3,828
E	\$3,968
F	\$4,214
G	\$4,476
H	\$4,701
I	\$5,103
J	\$5,579
L1	\$4,809
L2	\$5,194

Single Seat Privacy Back



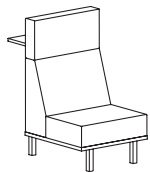
CTL1305

- armless
- 30" seat width
- 14" high headrest
- COM based on single fabric
- multiple fabrics, see pages CT6-CT8 for yardage requirements
- artisan veneer available; specify and add \$135 list

Dimensions	D	W	H
Overall	32	30	51 1/2
Seat	20	30	18
Upholstery		Shipping	
COM Ydg	5	Ctn Wt	93
COL Sq Ft	115	Cu Ft	29

COM	\$2,405
A	\$2,446
B	\$2,528
COL/C	\$2,670
D	\$2,853
E	\$3,009
F	\$3,281
G	\$3,573
H	\$3,823
I	\$4,269
J	\$4,798
L1	\$3,943
L2	\$4,371

Single Seat Privacy Back with Stand Up Surface



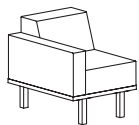
CTL1306

- armless
- stand up surface corner; specify square (S) no upcharge or rounded (R) add \$52 list
- 30" seat width
- 14" high headrest
- 41 3/4" high stand up surface
- COM based on single fabric
- multiple fabrics, see pages CT6-CT8 for yardage requirements
- artisan veneer available; specify and add \$135 list

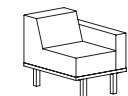
Dimensions	D	W	H
Overall	42	30	51 1/2
Seat	20	30	18
Upholstery		Shipping	
COM Ydg	5	Ctn Wt	128
COL Sq Ft	115	Cu Ft	39

COM	\$3,625
A	\$3,666
B	\$3,748
COL/C	\$3,890
D	\$4,073
E	\$4,229
F	\$4,501
G	\$4,793
H	\$5,043
I	\$5,489
J	\$6,018
L1	\$5,163
L2	\$5,591

Single Seat Low Back



CTL1201UR
right



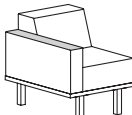
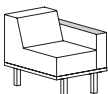
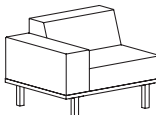
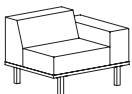
CTL1201UL
left

**CTL1201UR
CTL1201UL**

- upholstered arm
- 5" arm width
- 20" seat width
- COM based on single fabric
- multiple fabrics, see pages CT6-CT8 for yardage requirements
- artisan veneer available; specify and add \$135 list

Dimensions	D	W	H
Overall	32	25	30 1/2
Seat	20	20	18
Arm		5	24 1/2
Upholstery		Shipping	
COM Ydg	5	Ctn Wt	72
COL Sq Ft	115	Cu Ft	14

COM	\$2,306
A	\$2,347
B	\$2,429
COL/C	\$2,571
D	\$2,754
E	\$2,910
F	\$3,182
G	\$3,474
H	\$3,724
I	\$4,170
J	\$4,699
L1	\$3,844
L2	\$4,272

Description	① Model	Specifications	List Price Per Grade																																																						
Single Seat Low Back  CTL1201WR right  CTL1201WL left	CTL1201WR CTL1201WL <ul style="list-style-type: none"> • wood cap arm • 5" arm width • 20" seat width • COM based on single fabric • multiple fabrics, see pages CT6-CT8 for yardage requirements • artisan veneer available; specify and add \$172 list 	<table border="1"> <thead> <tr> <th>Dimensions</th> <th>D</th> <th>W</th> <th>H</th> </tr> </thead> <tbody> <tr> <td>Overall</td> <td>32</td> <td>25</td> <td>30½</td> </tr> <tr> <td>Seat</td> <td>20</td> <td>20</td> <td>18</td> </tr> <tr> <td>Arm</td> <td></td> <td>5</td> <td>25</td> </tr> <tr> <th colspan="2">Upholstery</th> <th colspan="2">Shipping</th> </tr> <tr> <td>COM Ydg</td> <td>5</td> <td>Ctn Wt</td> <td>77</td> </tr> <tr> <td>COL Sq Ft</td> <td>115</td> <td>Cu Ft</td> <td>14</td> </tr> </tbody> </table>	Dimensions	D	W	H	Overall	32	25	30½	Seat	20	20	18	Arm		5	25	Upholstery		Shipping		COM Ydg	5	Ctn Wt	77	COL Sq Ft	115	Cu Ft	14	<table> <tbody> <tr><td>COM</td><td>\$2,504</td></tr> <tr><td>A</td><td>\$2,545</td></tr> <tr><td>B</td><td>\$2,627</td></tr> <tr><td>COL/C</td><td>\$2,769</td></tr> <tr><td>D</td><td>\$2,952</td></tr> <tr><td>E</td><td>\$3,108</td></tr> <tr><td>F</td><td>\$3,380</td></tr> <tr><td>G</td><td>\$3,672</td></tr> <tr><td>H</td><td>\$3,922</td></tr> <tr><td>I</td><td>\$4,368</td></tr> <tr><td>J</td><td>\$4,897</td></tr> <tr><td>L1</td><td>\$4,042</td></tr> <tr><td>L2</td><td>\$4,470</td></tr> </tbody> </table>	COM	\$2,504	A	\$2,545	B	\$2,627	COL/C	\$2,769	D	\$2,952	E	\$3,108	F	\$3,380	G	\$3,672	H	\$3,922	I	\$4,368	J	\$4,897	L1	\$4,042	L2	\$4,470
		Dimensions	D	W	H																																																				
Overall	32	25	30½																																																						
Seat	20	20	18																																																						
Arm		5	25																																																						
Upholstery		Shipping																																																							
COM Ydg	5	Ctn Wt	77																																																						
COL Sq Ft	115	Cu Ft	14																																																						
COM	\$2,504																																																								
A	\$2,545																																																								
B	\$2,627																																																								
COL/C	\$2,769																																																								
D	\$2,952																																																								
E	\$3,108																																																								
F	\$3,380																																																								
G	\$3,672																																																								
H	\$3,922																																																								
I	\$4,368																																																								
J	\$4,897																																																								
L1	\$4,042																																																								
L2	\$4,470																																																								
Single Seat Low Back  CTL1301UR right  CTL1301UL left	CTL1301UR CTL1301UL <ul style="list-style-type: none"> • upholstered arm • 10" arm width • 30" seat width • COM based on single fabric • multiple fabrics, see pages CT6-CT8 for yardage requirements • artisan veneer available; specify and add \$135 list 	<table border="1"> <thead> <tr> <th>Dimensions</th> <th>D</th> <th>W</th> <th>H</th> </tr> </thead> <tbody> <tr> <td>Overall</td> <td>32</td> <td>40</td> <td>30½</td> </tr> <tr> <td>Seat</td> <td>20</td> <td>30</td> <td>18</td> </tr> <tr> <td>Arm</td> <td></td> <td>10</td> <td>24½</td> </tr> <tr> <th colspan="2">Upholstery</th> <th colspan="2">Shipping</th> </tr> <tr> <td>COM Ydg</td> <td>5</td> <td>Ctn Wt</td> <td>104</td> </tr> <tr> <td>COL Sq Ft</td> <td>115</td> <td>Cu Ft</td> <td>21</td> </tr> </tbody> </table>	Dimensions	D	W	H	Overall	32	40	30½	Seat	20	30	18	Arm		10	24½	Upholstery		Shipping		COM Ydg	5	Ctn Wt	104	COL Sq Ft	115	Cu Ft	21	<table> <tbody> <tr><td>COM</td><td>\$2,501</td></tr> <tr><td>A</td><td>\$2,542</td></tr> <tr><td>B</td><td>\$2,624</td></tr> <tr><td>COL/C</td><td>\$2,766</td></tr> <tr><td>D</td><td>\$2,949</td></tr> <tr><td>E</td><td>\$3,105</td></tr> <tr><td>F</td><td>\$3,377</td></tr> <tr><td>G</td><td>\$3,669</td></tr> <tr><td>H</td><td>\$3,919</td></tr> <tr><td>I</td><td>\$4,365</td></tr> <tr><td>J</td><td>\$4,894</td></tr> <tr><td>L1</td><td>\$4,039</td></tr> <tr><td>L2</td><td>\$4,467</td></tr> </tbody> </table>	COM	\$2,501	A	\$2,542	B	\$2,624	COL/C	\$2,766	D	\$2,949	E	\$3,105	F	\$3,377	G	\$3,669	H	\$3,919	I	\$4,365	J	\$4,894	L1	\$4,039	L2	\$4,467
		Dimensions	D	W	H																																																				
Overall	32	40	30½																																																						
Seat	20	30	18																																																						
Arm		10	24½																																																						
Upholstery		Shipping																																																							
COM Ydg	5	Ctn Wt	104																																																						
COL Sq Ft	115	Cu Ft	21																																																						
COM	\$2,501																																																								
A	\$2,542																																																								
B	\$2,624																																																								
COL/C	\$2,766																																																								
D	\$2,949																																																								
E	\$3,105																																																								
F	\$3,377																																																								
G	\$3,669																																																								
H	\$3,919																																																								
I	\$4,365																																																								
J	\$4,894																																																								
L1	\$4,039																																																								
L2	\$4,467																																																								

To Order, Specify:

- ① Model Number
- ② Wood Finish [See Wood Finish Options](#)
- ③ Laminate Color Selection (Stand Up Surface) [See Laminate Color Selection](#)
- ④ Surface Corners (Stand Up Surface) - Square (S), no upcharge or Rounded (R), add \$52 list
- ⑤ Fabric Selection - vendor, pattern and color
 - A. Seat
 - B. Back
 - C. Arm
 - D. Headrest

Visit www.jsifurniture.com/finishes-and-materials/textiles for our textiles program.
See selection of standard and graded in manufacturers and patterns.
- ⑥ Metal Leg Color - [See Metal Leg Color Options](#)
- ⑦ Optional Power Center - Flush Mount (EC22) - Black (B) or White (W); \$613 list each, see page CT3 for location availability
- ⑧ Arm Cap - Wood (M) or Black 3D Laminate (B3L)
- ⑨ Optional Drink Holder (DH) - add \$126 list each
- ⑩ Optional Tablet Arm - indicate left (TBL) or right arm (TBR); essentials veneer add \$697 list, artisan veneer add \$726 list
- ⑪ Optional Coordinating Wood Grain Laminate Available on Wood Cap Arm - no upcharge. Finishes with an asterisk have a coordinating laminate available.
- ⑫ Optional Rubber Cushion Nylon Glides - no upcharge

Specifications

- Wood Finishes - Essentials or Artisan.
- Seat has synthetic sheet webbing with cross strap reinforcement, 4 ¼" high density polyurethane foam.
- Back has high density polyurethane foam.
- Arms have ¾" thick top and ¼" thick side high density polyurethane foam.
- Plywood construction with locking tenons, glue and screws.
- Linking bracket included.
- Metal legs are 16 gauge steel tube with metal leveling glides.
- ¾" thick 10" deep laminate stand up surface with coordinating 3mm PVC edge supported by steel columns, 42" surface height.

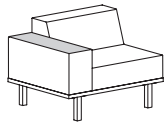
Description

① Model

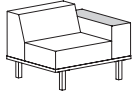
Specifications

List Price Per Grade

Single Seat Low Back



CTL1301WR
right



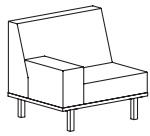
CTL1301WL
left

- CTL1301WR**
CTL1301WL
- wood cap arm
 - 10" arm width
 - 30" seat width
 - COM based on single fabric
 - multiple fabrics, see pages CT6-CT8 for yardage requirements
 - artisan veneer available; specify and add \$172 list

Dimensions	D	W	H
Overall	32	40	30½
Seat	20	30	18
Arm		10	25
Upholstery		Shipping	
COM Ydg	5	Ctn Wt	109
COL Sq Ft	115	Cu Ft	21

COM	\$2,699
A	\$2,740
B	\$2,822
COL/C	\$2,964
D	\$3,147
E	\$3,303
F	\$3,575
G	\$3,867
H	\$4,117
I	\$4,563
J	\$5,092
L1	\$4,237
L2	\$4,665

Single Seat Mid Back



CTL1302UR
right



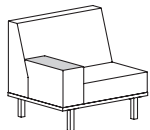
CTL1302UL
left

- CTL1302UR**
CTL1302UL
- upholstered arm
 - 10" arm width
 - 30" seat width
 - COM based on single fabric
 - multiple fabrics, see pages CT6-CT8 for yardage requirements
 - artisan veneer available; specify and add \$135 list

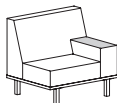
Dimensions	D	W	H
Overall	32	40	37½
Seat	20	30	18
Arm		10	24½
Upholstery		Shipping	
COM Ydg	5¼	Ctn Wt	104
COL Sq Ft	121	Cu Ft	27

COM	\$2,700
A	\$2,743
B	\$2,829
COL/C	\$2,978
D	\$3,171
E	\$3,334
F	\$3,620
G	\$3,926
H	\$4,188
I	\$4,657
J	\$5,213
L1	\$4,322
L2	\$4,774

Single Seat Mid Back



CTL1302WR
right





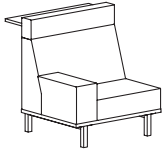
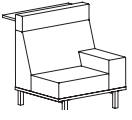
CTL1302WL
left

- CTL1302WR**
CTL1302WL
- wood cap arm
 - 10" arm width
 - 30" seat width
 - COM based on single fabric
 - multiple fabrics, see pages CT6-CT8 for yardage requirements
 - artisan veneer available; specify and add \$172 list

Dimensions	D	W	H
Overall	32	40	37½
Seat	20	30	18
Arm		10	25
Upholstery		Shipping	
COM Ydg	5¼	Ctn Wt	109
COL Sq Ft	121	Cu Ft	27

COM	\$2,900
A	\$2,943
B	\$3,029
COL/C	\$3,178
D	\$3,371
E	\$3,534
F	\$3,820
G	\$4,126
H	\$4,388
I	\$4,857
J	\$5,413
L1	\$4,522
L2	\$4,974

Description	1 Model	Specifications	List Price Per Grade																																																						
Single Seat High Back  CTL1303UR right  CTL1303UL left	CTL1303UR CTL1303UL <ul style="list-style-type: none"> · upholstered arm · 10" arm width · 30" seat width · 7" high headrest · COM based on single fabric · multiple fabrics, see pages CT6-CT8 for yardage requirements · artisan veneer available; specify and add \$135 list 	<table border="1"> <thead> <tr> <th>Dimensions</th> <th>D</th> <th>W</th> <th>H</th> </tr> </thead> <tbody> <tr> <td>Overall</td> <td>32</td> <td>40</td> <td>44 ½</td> </tr> <tr> <td>Seat</td> <td>20</td> <td>30</td> <td>18</td> </tr> <tr> <td>Arm</td> <td></td> <td>10</td> <td>24 ½</td> </tr> <tr> <th colspan="2">Upholstery</th> <th colspan="2">Shipping</th> </tr> <tr> <td>COM Ydg</td> <td>6</td> <td>Ctn Wt</td> <td>120</td> </tr> <tr> <td>COL Sq Ft</td> <td>138</td> <td>Cu Ft</td> <td>33</td> </tr> </tbody> </table>	Dimensions	D	W	H	Overall	32	40	44 ½	Seat	20	30	18	Arm		10	24 ½	Upholstery		Shipping		COM Ydg	6	Ctn Wt	120	COL Sq Ft	138	Cu Ft	33	<table> <tbody> <tr> <td>COM</td> <td>\$2,903</td> </tr> <tr> <td>A</td> <td>\$2,953</td> </tr> <tr> <td>B</td> <td>\$3,050</td> </tr> <tr> <td>COL/C</td> <td>\$3,221</td> </tr> <tr> <td>D</td> <td>\$3,441</td> </tr> <tr> <td>E</td> <td>\$3,627</td> </tr> <tr> <td>F</td> <td>\$3,954</td> </tr> <tr> <td>G</td> <td>\$4,304</td> </tr> <tr> <td>H</td> <td>\$4,604</td> </tr> <tr> <td>I</td> <td>\$5,140</td> </tr> <tr> <td>J</td> <td>\$5,775</td> </tr> <tr> <td>L1</td> <td>\$4,748</td> </tr> <tr> <td>L2</td> <td>\$5,262</td> </tr> </tbody> </table>	COM	\$2,903	A	\$2,953	B	\$3,050	COL/C	\$3,221	D	\$3,441	E	\$3,627	F	\$3,954	G	\$4,304	H	\$4,604	I	\$5,140	J	\$5,775	L1	\$4,748	L2	\$5,262
		Dimensions	D	W	H																																																				
Overall	32	40	44 ½																																																						
Seat	20	30	18																																																						
Arm		10	24 ½																																																						
Upholstery		Shipping																																																							
COM Ydg	6	Ctn Wt	120																																																						
COL Sq Ft	138	Cu Ft	33																																																						
COM	\$2,903																																																								
A	\$2,953																																																								
B	\$3,050																																																								
COL/C	\$3,221																																																								
D	\$3,441																																																								
E	\$3,627																																																								
F	\$3,954																																																								
G	\$4,304																																																								
H	\$4,604																																																								
I	\$5,140																																																								
J	\$5,775																																																								
L1	\$4,748																																																								
L2	\$5,262																																																								

Single Seat High Back with Stand Up Surface  CTL1304UR right  CTL1304UL left	CTL1304UR CTL1304UL <ul style="list-style-type: none"> · upholstered arm · stand up surface corner; specify square (S) no upcharge or rounded (R) add \$52 list · 10" arm width · 30" seat width · 7" high headrest · 41 ¾" high stand up surface · COM based on single fabric · multiple fabrics, see pages CT6-CT8 for yardage requirements · artisan veneer available; specify and add \$135 list 	<table border="1"> <thead> <tr> <th>Dimensions</th> <th>D</th> <th>W</th> <th>H</th> </tr> </thead> <tbody> <tr> <td>Overall</td> <td>42</td> <td>40</td> <td>44 ½</td> </tr> <tr> <td>Seat</td> <td>20</td> <td>30</td> <td>18</td> </tr> <tr> <td>Arm</td> <td></td> <td>10</td> <td>24 ½</td> </tr> <tr> <th colspan="2">Upholstery</th> <th colspan="2">Shipping</th> </tr> <tr> <td>COM Ydg</td> <td>6</td> <td>Ctn Wt</td> <td>158</td> </tr> <tr> <td>COL Sq Ft</td> <td>138</td> <td>Cu Ft</td> <td>43</td> </tr> </tbody> </table>	Dimensions	D	W	H	Overall	42	40	44 ½	Seat	20	30	18	Arm		10	24 ½	Upholstery		Shipping		COM Ydg	6	Ctn Wt	158	COL Sq Ft	138	Cu Ft	43	<table> <tbody> <tr> <td>COM</td> <td>\$4,139</td> </tr> <tr> <td>A</td> <td>\$4,189</td> </tr> <tr> <td>B</td> <td>\$4,286</td> </tr> <tr> <td>COL/C</td> <td>\$4,457</td> </tr> <tr> <td>D</td> <td>\$4,677</td> </tr> <tr> <td>E</td> <td>\$4,863</td> </tr> <tr> <td>F</td> <td>\$5,190</td> </tr> <tr> <td>G</td> <td>\$5,540</td> </tr> <tr> <td>H</td> <td>\$5,840</td> </tr> <tr> <td>I</td> <td>\$6,376</td> </tr> <tr> <td>J</td> <td>\$7,011</td> </tr> <tr> <td>L1</td> <td>\$5,984</td> </tr> <tr> <td>L2</td> <td>\$6,498</td> </tr> </tbody> </table>	COM	\$4,139	A	\$4,189	B	\$4,286	COL/C	\$4,457	D	\$4,677	E	\$4,863	F	\$5,190	G	\$5,540	H	\$5,840	I	\$6,376	J	\$7,011	L1	\$5,984	L2	\$6,498
		Dimensions	D	W	H																																																				
Overall	42	40	44 ½																																																						
Seat	20	30	18																																																						
Arm		10	24 ½																																																						
Upholstery		Shipping																																																							
COM Ydg	6	Ctn Wt	158																																																						
COL Sq Ft	138	Cu Ft	43																																																						
COM	\$4,139																																																								
A	\$4,189																																																								
B	\$4,286																																																								
COL/C	\$4,457																																																								
D	\$4,677																																																								
E	\$4,863																																																								
F	\$5,190																																																								
G	\$5,540																																																								
H	\$5,840																																																								
I	\$6,376																																																								
J	\$7,011																																																								
L1	\$5,984																																																								
L2	\$6,498																																																								

To Order, Specify:

- 1 Model Number
- 2 Wood Finish [See Wood Finish Options](#)
- 3 Laminate Color Selection (Stand Up Surface) [See Laminate Color Selection](#)
- 4 Surface Corners (Stand Up Surface) - Square (S), no upcharge or Rounded (R), add \$52 list
- 5 Fabric Selection - vendor, pattern and color
 - A. Seat
 - B. Back
 - C. Arm
 - D. Headrest
 Visit www.jsifurniture.com/finishes-and-materials/textiles for our textiles program. See selection of standard and graded in manufacturers and patterns.
- 6 Metal Leg Color - [See Metal Leg Color Options](#)
- 7 Optional Power Center - Flush Mount (EC22) - Black (B) or White (W); \$613 list each, see page CT3 for location availability
- 8 Arm Cap - Wood (M) or Black 3D Laminate (B3L)
- 9 Optional Drink Holder (DH) - add \$126 list each
- 10 Optional Tablet Arm - indicate left (TBL) or right arm (TBR); essentials veneer add \$697 list, artisan veneer add \$726 list
- 11 Optional Coordinating Wood Grain Laminate Available on Wood Cap Arm - no upcharge. Finishes with an asterisk have a coordinating laminate available.
- 12 Optional Rubber Cushion Nylon Glides - no upcharge

Specifications

- Wood Finishes - Essentials or Artisan.
- Seat has synthetic sheet webbing with cross strap reinforcement, 4 ¼" high density polyurethane foam.
- Back has high density polyurethane foam.
- Arms have ¾" thick top and ¼" thick side high density polyurethane foam.
- Plywood construction with locking tenons, glue and screws.
- Linking bracket included.
- Metal legs are 16 gauge steel tube with metal leveling glides.
- ¾" thick 10" deep laminate stand up surface with coordinating 3mm PVC edge supported by steel columns, 42" surface height.


Description

Model

Specifications

List Price Per Grade

Single Seat High Back



CTL1303WR
right



CTL1303WL
left

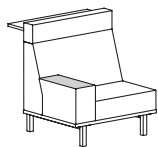
CTL1303WR
CTL1303WL

- wood cap arm
- 10" arm width
- 30" seat width
- 7" high headrest
- COM based on single fabric
- multiple fabrics, see pages CT6-CT8 for yardage requirements
- artisan veneer available; specify and add \$172 list

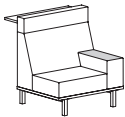
Dimensions	D	W	H
Overall	32	40	44½
Seat	20	30	18
Arm		10	25
Upholstery		Shipping	
COM Ydg	6	Ctn Wt	125
COL Sq Ft	138	Cu Ft	33

COM	\$3,102
A	\$3,152
B	\$3,249
COL/C	\$3,420
D	\$3,640
E	\$3,826
F	\$4,153
G	\$4,503
H	\$4,803
I	\$5,339
J	\$5,974
L1	\$4,947
L2	\$5,461

Single Seat High Back with Stand Up Surface



CTL1304WR
right



CTL1304WL
left

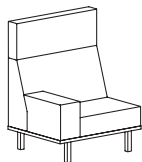
CTL1304WR
CTL1304WL

- wood cap arm
- stand up surface corner; specify square (S) no upcharge or rounded (R) add \$52 list
- 10" arm width
- 30" seat width
- 7" high headrest
- 41¾" high stand up surface
- COM based on single fabric
- multiple fabrics, see pages CT6-CT8 for yardage requirements
- artisan veneer available; specify and add \$172 list

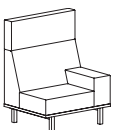
Dimensions	D	W	H
Overall	42	40	44½
Seat	20	30	18
Arm		10	25
Upholstery		Shipping	
COM Ydg	6	Ctn Wt	163
COL Sq Ft	138	Cu Ft	43

COM	\$4,337
A	\$4,387
B	\$4,484
COL/C	\$4,655
D	\$4,875
E	\$5,061
F	\$5,388
G	\$5,738
H	\$6,038
I	\$6,574
J	\$7,209
L1	\$6,182
L2	\$6,696

Single Seat Privacy Back



CTL1305UR
right



CTL1305UL
left



CTL1305UR
CTL1305UL

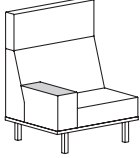

- upholstered arm
- 10" arm width
- 30" seat width
- 14" high headrest
- COM based on single fabric
- multiple fabrics, see pages CT6-CT8 for yardage requirements
- artisan veneer available; specify and add \$135 list

Dimensions	D	W	H
Overall	32	40	51½
Seat	20	30	18
Arm		10	24½
Upholstery		Shipping	
COM Ydg	6½	Ctn Wt	123
COL Sq Ft	150	Cu Ft	38

COM	\$3,103
A	\$3,157
B	\$3,262
COL/C	\$3,447
D	\$3,685
E	\$3,888
F	\$4,242
G	\$4,621
H	\$4,946
I	\$5,526
J	\$6,214
L1	\$5,102
L2	\$5,658

CONNECT

Description	Model	Specifications	List Price Per Grade																												
Single Seat Privacy Back with Stand Up Surface	CTL1306UR	<table border="1"> <thead> <tr> <th>Dimensions</th> <th>D</th> <th>W</th> <th>H</th> </tr> </thead> <tbody> <tr> <td>Overall</td> <td>42</td> <td>40</td> <td>51 ½</td> </tr> <tr> <td>Seat</td> <td>20</td> <td>30</td> <td>18</td> </tr> <tr> <td>Arm</td> <td></td> <td>10</td> <td>24 ½</td> </tr> <tr> <th colspan="2">Upholstery</th> <th colspan="2">Shipping</th> </tr> <tr> <td>COM Ydg</td> <td>6 ½</td> <td>Ctn Wt</td> <td>161</td> </tr> <tr> <td>COL Sq Ft</td> <td>150</td> <td>Cu Ft</td> <td>48</td> </tr> </tbody> </table>	Dimensions	D	W	H	Overall	42	40	51 ½	Seat	20	30	18	Arm		10	24 ½	Upholstery		Shipping		COM Ydg	6 ½	Ctn Wt	161	COL Sq Ft	150	Cu Ft	48	COM \$4,339
	Dimensions		D	W	H																										
Overall	42	40	51 ½																												
Seat	20	30	18																												
Arm		10	24 ½																												
Upholstery		Shipping																													
COM Ydg	6 ½	Ctn Wt	161																												
COL Sq Ft	150	Cu Ft	48																												
	CTL1306UL		A \$4,393																												
	<ul style="list-style-type: none"> · upholstered arm · stand up surface corner; specify square (S) no upcharge or rounded (R) add \$52 list · 10" arm width · 30" seat width · 14" high headrest · 41 ¾" high stand up surface · COM based on single fabric · multiple fabrics, see pages CT6-CT8 for yardage requirements · artisan veneer available; specify and add \$135 list 		B \$4,498																												
			COL/C \$4,683																												
CTL1306UR right			D \$4,921																												
			E \$5,124																												
CTL1306UL left			F \$5,478																												
			G \$5,857																												
			H \$6,182																												
			I \$6,762																												
			J \$7,450																												
			L1 \$6,338																												
		L2 \$6,894																													

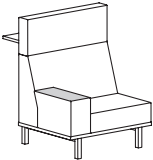

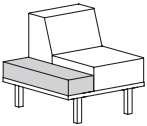
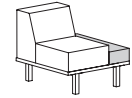
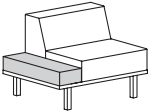

Description	Model	Specifications	List Price Per Grade																												
Single Seat Privacy Back	CTL1305WR	<table border="1"> <thead> <tr> <th>Dimensions</th> <th>D</th> <th>W</th> <th>H</th> </tr> </thead> <tbody> <tr> <td>Overall</td> <td>32</td> <td>40</td> <td>51 ½</td> </tr> <tr> <td>Seat</td> <td>20</td> <td>30</td> <td>18</td> </tr> <tr> <td>Arm</td> <td></td> <td>10</td> <td>25</td> </tr> <tr> <th colspan="2">Upholstery</th> <th colspan="2">Shipping</th> </tr> <tr> <td>COM Ydg</td> <td>6 ½</td> <td>Ctn Wt</td> <td>128</td> </tr> <tr> <td>COL Sq Ft</td> <td>150</td> <td>Cu Ft</td> <td>38</td> </tr> </tbody> </table>	Dimensions	D	W	H	Overall	32	40	51 ½	Seat	20	30	18	Arm		10	25	Upholstery		Shipping		COM Ydg	6 ½	Ctn Wt	128	COL Sq Ft	150	Cu Ft	38	COM \$3,302
	Dimensions		D	W	H																										
Overall	32	40	51 ½																												
Seat	20	30	18																												
Arm		10	25																												
Upholstery		Shipping																													
COM Ydg	6 ½	Ctn Wt	128																												
COL Sq Ft	150	Cu Ft	38																												
	CTL1305WL		A \$3,356																												
	<ul style="list-style-type: none"> · wood cap arm · 10" arm width · 30" seat width · 14" high headrest · COM based on single fabric · multiple fabrics, see pages CT6-CT8 for yardage requirements · artisan veneer available; specify and add \$172 list 		B \$3,461																												
			COL/C \$3,646																												
CTL1305WR right			D \$3,884																												
			E \$4,087																												
CTL1305WL left			F \$4,441																												
			G \$4,820																												
			H \$5,145																												
			I \$5,725																												
			J \$6,413																												
			L1 \$5,301																												
		L2 \$5,857																													

To Order, Specify:

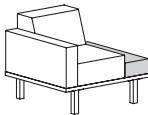

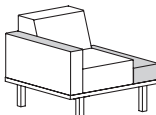

- Model Number
- Wood Finish [See Wood Finish Options](#)
- Laminate Color Selection (Stand Up Surface) [See Laminate Color Selection](#)
- Surface Corners (Stand Up Surface) - Square (S), no upcharge or Rounded (R), add \$52 list
- Fabric Selection - vendor, pattern and color
 - Seat
 - Back
 - Arm
 - Headrest
 Visit www.jsifurniture.com/finishes-and-materials/textiles for our textiles program. See selection of standard and graded in manufacturers and patterns.
- Metal Leg Color - [See Metal Leg Color Options](#)
- Optional Power Center - Flush Mount (EC22) - Black (B) or White (W); \$613 list each, see page CT3 for location availability
- Arm Cap - Wood (M) or Black 3D Laminate (B3L)
- Optional Drink Holder (DH) - add \$126 list each
- Optional Tablet Arm - indicate left (TBL) or right arm (TBR); essentials veneer add \$697 list, artisan veneer add \$726 list
- Optional Coordinating Wood Grain Laminate Available on Wood Cap Arm - no upcharge. Finishes with an asterisk have a coordinating laminate available.
- Optional Rubber Cushion Nylon Glides - no upcharge

Specifications

- Wood Finishes - Essentials or Artisan.
- Seat has synthetic sheet webbing with cross strap reinforcement, 4 ¼" high density polyurethane foam.
- Back has high density polyurethane foam.
- Arms have ¾" thick top and ¼" thick side high density polyurethane foam.
- Plywood construction with locking tenons, glue and screws.
- Linking bracket included.
- Metal legs are 16 gauge steel tube with metal leveling glides.
- ¾" thick 10" deep laminate stand up surface with coordinating 3mm PVC edge supported by steel columns, 42" surface height.

Description	Model	Specifications	List Price Per Grade
Single Seat Privacy Back with Stand Up Surface	CTL1306WR	Dimensions	COM \$4,540
	CTL1306WL	Overall 42 40 51½	A \$4,594
	<ul style="list-style-type: none"> · wood cap arm · stand up surface corner; specify square (S) no upcharge or rounded (R) add \$52 list · 10" arm width · 30" seat width · 14" high headrest · 41 ¾" high stand up surface · COM based on single fabric · multiple fabrics, see pages CT6-CT8 for yardage requirements · artisan veneer available; specify and add \$172 list 	Seat 20 30 18	B \$4,699
		Arm 10 25	COL/C \$4,884
CTL1306WR right		Upholstery	D \$5,122
		COM Ydg 6½ Ctn Wt 166	E \$5,325
	CTL1306WL left	COL Sq Ft 150 Cu Ft 48	F \$5,679
Single Seat Low Back	CTL1201CR	Dimensions	COM \$2,418
	CTL1201CL	Overall 32 30 30½	A \$2,447
	<ul style="list-style-type: none"> · 20" seat width · 10" table width · COM based on single fabric · multiple fabrics, see pages CT6-CT8 for yardage requirements · artisan veneer available; specify and add \$201 list 	Seat 20 20 18	B \$2,504
		Upholstery	COL/C \$2,604
CTL1201CR right		COM Ydg 3½ Ctn Wt 82	D \$2,732
		COL Sq Ft 81 Cu Ft 16	E \$2,841
	CTL1201CL left		F \$3,031
Single Seat Low Back	CTL1301CR	Dimensions	COM \$2,566
	CTL1301CL	Overall 32 40 30½	A \$2,595
	<ul style="list-style-type: none"> · 30" seat width · 10" table width · COM based on single fabric · multiple fabrics, see pages CT6-CT8 for yardage requirements · artisan veneer available; specify and add \$201 list 	Seat 20 30 18	B \$2,652
		Upholstery	COL/C \$2,752
CTL1301CR right		COM Ydg 3½ Ctn Wt 93	D \$2,880
		COL Sq Ft 81 Cu Ft 21	E \$2,989
	CTL1301CL left		F \$3,179
			G \$3,384
			H \$3,558
			I \$3,871
			J \$4,241
			L1 \$3,642
			L2 \$3,942

CONNECT

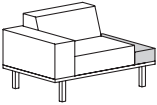
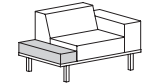
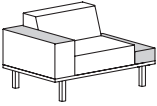

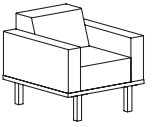
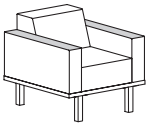
Description	1 Model	Specifications	List Price Per Grade																																																			
Single Seat Low Back  CTL1201URCL right  CTL1201ULCR left	CTL1201URCL CTL1201ULCR <ul style="list-style-type: none"> · upholstered arm · 5" arm width · 20" seat width · 10" table width · COM based on single fabric · multiple fabrics, see pages CT6-CT8 for yardage requirements · artisan veneer available; specify and add \$201 list 	<table border="1"> <thead> <tr> <th>Dimensions</th> <th>D</th> <th>W</th> <th>H</th> </tr> </thead> <tbody> <tr> <td>Overall</td> <td>32</td> <td>35</td> <td>30½</td> </tr> <tr> <td>Seat</td> <td>20</td> <td>20</td> <td>18</td> </tr> <tr> <td>Arm</td> <td></td> <td>5</td> <td>24½</td> </tr> </tbody> </table> <table border="1"> <thead> <tr> <th>Upholstery</th> <th colspan="2">Shipping</th> </tr> </thead> <tbody> <tr> <td>COM Ydg</td> <td>5</td> <td>Ctn Wt 85</td> </tr> <tr> <td>COL Sq Ft</td> <td>115</td> <td>Cu Ft 19</td> </tr> </tbody> </table>	Dimensions	D	W	H	Overall	32	35	30½	Seat	20	20	18	Arm		5	24½	Upholstery	Shipping		COM Ydg	5	Ctn Wt 85	COL Sq Ft	115	Cu Ft 19	<table> <tbody> <tr> <td>COM</td> <td>\$3,066</td> </tr> <tr> <td>A</td> <td>\$3,107</td> </tr> <tr> <td>B</td> <td>\$3,189</td> </tr> <tr> <td>COL/C</td> <td>\$3,331</td> </tr> <tr> <td>D</td> <td>\$3,514</td> </tr> <tr> <td>E</td> <td>\$3,670</td> </tr> <tr> <td>F</td> <td>\$3,942</td> </tr> <tr> <td>G</td> <td>\$4,234</td> </tr> <tr> <td>H</td> <td>\$4,484</td> </tr> <tr> <td>I</td> <td>\$4,930</td> </tr> <tr> <td>J</td> <td>\$5,459</td> </tr> <tr> <td>L1</td> <td>\$4,604</td> </tr> <tr> <td>L2</td> <td>\$5,032</td> </tr> </tbody> </table>	COM	\$3,066	A	\$3,107	B	\$3,189	COL/C	\$3,331	D	\$3,514	E	\$3,670	F	\$3,942	G	\$4,234	H	\$4,484	I	\$4,930	J	\$5,459	L1	\$4,604	L2	\$5,032
		Dimensions	D	W	H																																																	
Overall	32	35	30½																																																			
Seat	20	20	18																																																			
Arm		5	24½																																																			
Upholstery	Shipping																																																					
COM Ydg	5	Ctn Wt 85																																																				
COL Sq Ft	115	Cu Ft 19																																																				
COM	\$3,066																																																					
A	\$3,107																																																					
B	\$3,189																																																					
COL/C	\$3,331																																																					
D	\$3,514																																																					
E	\$3,670																																																					
F	\$3,942																																																					
G	\$4,234																																																					
H	\$4,484																																																					
I	\$4,930																																																					
J	\$5,459																																																					
L1	\$4,604																																																					
L2	\$5,032																																																					
Single Seat Low Back  CTL1201WRCL right  CTL1201WLCR left	CTL1201WRCL CTL1201WLCR <ul style="list-style-type: none"> · wood cap arm · 5" arm width · 20" seat width · 10" table width · COM based on single fabric · multiple fabrics, see pages CT6-CT8 for yardage requirements · artisan veneer available; specify and add \$223 list 	<table border="1"> <thead> <tr> <th>Dimensions</th> <th>D</th> <th>W</th> <th>H</th> </tr> </thead> <tbody> <tr> <td>Overall</td> <td>32</td> <td>35</td> <td>30½</td> </tr> <tr> <td>Seat</td> <td>20</td> <td>20</td> <td>18</td> </tr> <tr> <td>Arm</td> <td></td> <td>5</td> <td>25</td> </tr> </tbody> </table> <table border="1"> <thead> <tr> <th>Upholstery</th> <th colspan="2">Shipping</th> </tr> </thead> <tbody> <tr> <td>COM Ydg</td> <td>5</td> <td>Ctn Wt 89</td> </tr> <tr> <td>COL Sq Ft</td> <td>115</td> <td>Cu Ft 19</td> </tr> </tbody> </table>	Dimensions	D	W	H	Overall	32	35	30½	Seat	20	20	18	Arm		5	25	Upholstery	Shipping		COM Ydg	5	Ctn Wt 89	COL Sq Ft	115	Cu Ft 19	<table> <tbody> <tr> <td>COM</td> <td>\$3,265</td> </tr> <tr> <td>A</td> <td>\$3,306</td> </tr> <tr> <td>B</td> <td>\$3,388</td> </tr> <tr> <td>COL/C</td> <td>\$3,530</td> </tr> <tr> <td>D</td> <td>\$3,713</td> </tr> <tr> <td>E</td> <td>\$3,869</td> </tr> <tr> <td>F</td> <td>\$4,141</td> </tr> <tr> <td>G</td> <td>\$4,433</td> </tr> <tr> <td>H</td> <td>\$4,683</td> </tr> <tr> <td>I</td> <td>\$5,129</td> </tr> <tr> <td>J</td> <td>\$5,658</td> </tr> <tr> <td>L1</td> <td>\$4,803</td> </tr> <tr> <td>L2</td> <td>\$5,231</td> </tr> </tbody> </table>	COM	\$3,265	A	\$3,306	B	\$3,388	COL/C	\$3,530	D	\$3,713	E	\$3,869	F	\$4,141	G	\$4,433	H	\$4,683	I	\$5,129	J	\$5,658	L1	\$4,803	L2	\$5,231
		Dimensions	D	W	H																																																	
Overall	32	35	30½																																																			
Seat	20	20	18																																																			
Arm		5	25																																																			
Upholstery	Shipping																																																					
COM Ydg	5	Ctn Wt 89																																																				
COL Sq Ft	115	Cu Ft 19																																																				
COM	\$3,265																																																					
A	\$3,306																																																					
B	\$3,388																																																					
COL/C	\$3,530																																																					
D	\$3,713																																																					
E	\$3,869																																																					
F	\$4,141																																																					
G	\$4,433																																																					
H	\$4,683																																																					
I	\$5,129																																																					
J	\$5,658																																																					
L1	\$4,803																																																					
L2	\$5,231																																																					

To Order, Specify:

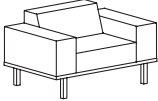
- 1 Model Number
- 2 Wood Finish [See Wood Finish Options](#)
- 3 Laminate Color Selection (Stand Up Surface) [See Laminate Color Selection](#)
- 4 Surface Corners (Stand Up Surface) - Square (S), no upcharge or Rounded (R), add \$52 list
- 5 Fabric Selection - vendor, pattern and color
 - A. Seat
 - B. Back
 - C. Arm
 - D. Headrest
 Visit www.jsifurniture.com/finishes-and-materials/textiles for our textiles program. See selection of standard and graded in manufacturers and patterns.
- 6 Metal Leg Color - [See Metal Leg Color Options](#)
- 7 Optional Power Center - Flush Mount (EC22) - Black (B) or White (W); \$613 list each, see page CT3 for location availability
- 8 Arm Cap - Wood (M) or Black 3D Laminate (B3L)
- 9 Optional Drink Holder (DH) - add \$126 list each
- 10 Optional Tablet Arm - indicate left (TBL) or right arm (TBR); essentials veneer add \$697 list, artisan veneer add \$726 list
- 11 Optional Coordinating Wood Grain Laminate Available on Wood Cap Arm - no upcharge. Finishes with an asterisk have a coordinating laminate available.
- 12 Optional Rubber Cushion Nylon Glides - no upcharge

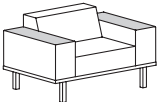
Specifications

- Wood Finishes - Essentials or Artisan.
- Seat has synthetic sheet webbing with cross strap reinforcement, 4 ¼" high density polyurethane foam.
- Back has high density polyurethane foam.
- Arms have ¾" thick top and ¼" thick side high density polyurethane foam.
- Plywood construction with locking tenons, glue and screws.
- Linking bracket included.
- Metal legs are 16 gauge steel tube with metal leveling glides.
- ¾" thick 10" deep laminate stand up surface with coordinating 3mm PVC edge supported by steel columns, 42" surface height.

Description	Model	Specifications	List Price Per Grade																												
Single Seat Low Back  CTL1301URCL right  CTL1301ULCR left	CTL1301URCL CTL1301ULCR <ul style="list-style-type: none"> · upholstered arm · 10" arm width · 30" seat width · 10" table width · COM based on single fabric · multiple fabrics, see pages CT6-CT8 for yardage requirements · artisan veneer available; specify and add \$201 list 	<table border="1"> <thead> <tr> <th>Dimensions</th> <th>D</th> <th>W</th> <th>H</th> </tr> </thead> <tbody> <tr> <td>Overall</td> <td>32</td> <td>50</td> <td>30½</td> </tr> <tr> <td>Seat</td> <td>20</td> <td>30</td> <td>18</td> </tr> <tr> <td>Arm</td> <td></td> <td>10</td> <td>24½</td> </tr> <tr> <th colspan="2">Upholstery</th> <th colspan="2">Shipping</th> </tr> <tr> <td>COM Ydg</td> <td>5</td> <td>Ctn Wt</td> <td>120</td> </tr> <tr> <td>COL Sq Ft</td> <td>115</td> <td>Cu Ft</td> <td>26</td> </tr> </tbody> </table>	Dimensions	D	W	H	Overall	32	50	30½	Seat	20	30	18	Arm		10	24½	Upholstery		Shipping		COM Ydg	5	Ctn Wt	120	COL Sq Ft	115	Cu Ft	26	COM \$3,259 A \$3,300 B \$3,382 COL/C \$3,524 D \$3,707 E \$3,863 F \$4,135 G \$4,427 H \$4,677 I \$5,123 J \$5,652 L1 \$4,797 L2 \$5,225
		Dimensions	D	W	H																										
Overall	32	50	30½																												
Seat	20	30	18																												
Arm		10	24½																												
Upholstery		Shipping																													
COM Ydg	5	Ctn Wt	120																												
COL Sq Ft	115	Cu Ft	26																												
Single Seat Low Back  CTL1301WRCL right  CTL1301WLCR left	CTL1301WRCL CTL1301WLCR <ul style="list-style-type: none"> · wood cap arm · 10" arm width · 30" seat width · 10" table width · COM based on single fabric · multiple fabrics, see pages CT6-CT8 for yardage requirements · artisan veneer available; specify and add \$223 list 	<table border="1"> <thead> <tr> <th>Dimensions</th> <th>D</th> <th>W</th> <th>H</th> </tr> </thead> <tbody> <tr> <td>Overall</td> <td>32</td> <td>50</td> <td>30½</td> </tr> <tr> <td>Seat</td> <td>20</td> <td>30</td> <td>18</td> </tr> <tr> <td>Arm</td> <td></td> <td>10</td> <td>25</td> </tr> <tr> <th colspan="2">Upholstery</th> <th colspan="2">Shipping</th> </tr> <tr> <td>COM Ydg</td> <td>5</td> <td>Ctn Wt</td> <td>125</td> </tr> <tr> <td>COL Sq Ft</td> <td>115</td> <td>Cu Ft</td> <td>26</td> </tr> </tbody> </table>	Dimensions	D	W	H	Overall	32	50	30½	Seat	20	30	18	Arm		10	25	Upholstery		Shipping		COM Ydg	5	Ctn Wt	125	COL Sq Ft	115	Cu Ft	26	COM \$3,462 A \$3,503 B \$3,585 COL/C \$3,727 D \$3,910 E \$4,066 F \$4,338 G \$4,630 H \$4,880 I \$5,326 J \$5,855 L1 \$5,000 L2 \$5,428
		Dimensions	D	W	H																										
Overall	32	50	30½																												
Seat	20	30	18																												
Arm		10	25																												
Upholstery		Shipping																													
COM Ydg	5	Ctn Wt	125																												
COL Sq Ft	115	Cu Ft	26																												
Single Seat Low Back 	CTL1201U2 <ul style="list-style-type: none"> · upholstered arms · 5" arm width · 20" seat width · COM based on single fabric · multiple fabrics, see pages CT6-CT8 for yardage requirements · artisan veneer available; specify and add \$135 list 	<table border="1"> <thead> <tr> <th>Dimensions</th> <th>D</th> <th>W</th> <th>H</th> </tr> </thead> <tbody> <tr> <td>Overall</td> <td>32</td> <td>30</td> <td>30½</td> </tr> <tr> <td>Seat</td> <td>20</td> <td>20</td> <td>18</td> </tr> <tr> <td>Arm</td> <td></td> <td>5</td> <td>24½</td> </tr> <tr> <th colspan="2">Upholstery</th> <th colspan="2">Shipping</th> </tr> <tr> <td>COM Ydg</td> <td>6½</td> <td>Ctn Wt</td> <td>76</td> </tr> <tr> <td>COL Sq Ft</td> <td>150</td> <td>Cu Ft</td> <td>16</td> </tr> </tbody> </table>	Dimensions	D	W	H	Overall	32	30	30½	Seat	20	20	18	Arm		5	24½	Upholstery		Shipping		COM Ydg	6½	Ctn Wt	76	COL Sq Ft	150	Cu Ft	16	COM \$2,948 A \$3,002 B \$3,107 COL/C \$3,292 D \$3,530 E \$3,733 F \$4,087 G \$4,466 H \$4,791 I \$5,371 J \$6,059 L1 \$4,947 L2 \$5,503
		Dimensions	D	W	H																										
Overall	32	30	30½																												
Seat	20	20	18																												
Arm		5	24½																												
Upholstery		Shipping																													
COM Ydg	6½	Ctn Wt	76																												
COL Sq Ft	150	Cu Ft	16																												
Single Seat Low Back 	CTL1201W2 <ul style="list-style-type: none"> · wood cap arms · 5" arm width · 20" seat width · COM based on single fabric · multiple fabrics, see pages CT6-CT8 for yardage requirements · artisan veneer available; specify and add \$201 list 	<table border="1"> <thead> <tr> <th>Dimensions</th> <th>D</th> <th>W</th> <th>H</th> </tr> </thead> <tbody> <tr> <td>Overall</td> <td>32</td> <td>30</td> <td>30½</td> </tr> <tr> <td>Seat</td> <td>20</td> <td>20</td> <td>18</td> </tr> <tr> <td>Arm</td> <td></td> <td>5</td> <td>25</td> </tr> <tr> <th colspan="2">Upholstery</th> <th colspan="2">Shipping</th> </tr> <tr> <td>COM Ydg</td> <td>6½</td> <td>Ctn Wt</td> <td>81</td> </tr> <tr> <td>COL Sq Ft</td> <td>150</td> <td>Cu Ft</td> <td>16</td> </tr> </tbody> </table>	Dimensions	D	W	H	Overall	32	30	30½	Seat	20	20	18	Arm		5	25	Upholstery		Shipping		COM Ydg	6½	Ctn Wt	81	COL Sq Ft	150	Cu Ft	16	COM \$3,350 A \$3,404 B \$3,509 COL/C \$3,694 D \$3,932 E \$4,135 F \$4,489 G \$4,868 H \$5,193 I \$5,773 J \$6,461 L1 \$5,349 L2 \$5,905
		Dimensions	D	W	H																										
Overall	32	30	30½																												
Seat	20	20	18																												
Arm		5	25																												
Upholstery		Shipping																													
COM Ydg	6½	Ctn Wt	81																												
COL Sq Ft	150	Cu Ft	16																												

CONNECT

Description	1 Model	Specifications			List Price Per Grade		
		Dimensions	D	W	H	COM	
Single Seat Low Back 	CTL1301U2 • upholstered arms • 10" arm width • 30" seat width • COM based on single fabric • multiple fabrics, see pages CT6-CT8 for yardage requirements • artisan veneer available; specify and add \$135 list	Overall	32	50	30½	COM	\$3,188
		Seat	20	30	18	A	\$3,242
		Arm		10	24½	B	\$3,347
		Upholstery		Shipping		COL/C	\$3,532
		COM Ydg	6½	Ctn Wt	131	D	\$3,770
		COL Sq Ft	150	Cu Ft	26	E	\$3,973
						F	\$4,327
						G	\$4,706
						H	\$5,031
						I	\$5,611
				J	\$6,299		
				L1	\$5,187		
				L2	\$5,743		

Description	1 Model	Specifications			List Price Per Grade		
		Dimensions	D	W	H	COM	
Single Seat Low Back 	CTL1301W2 • wood cap arms • 10" arm width • 30" seat width • COM based on single fabric • multiple fabrics, see pages CT6-CT8 for yardage requirements • artisan veneer available; specify and add \$201 list	Overall	32	50	30½	COM	\$3,595
		Seat	20	30	18	A	\$3,649
		Arm		10	25	B	\$3,754
		Upholstery		Shipping		COL/C	\$3,939
		COM Ydg	6½	Ctn Wt	141	D	\$4,177
		COL Sq Ft	150	Cu Ft	26	E	\$4,380
						F	\$4,734
						G	\$5,113
						H	\$5,438
						I	\$6,018
				J	\$6,706		
				L1	\$5,594		
				L2	\$6,150		

To Order, Specify:

- 1 Model Number
- 2 Wood Finish [See Wood Finish Options](#)
- 3 Fabric Selection - vendor, pattern and color
 - A. Seat
 - B. Back
 - C. Arm(s)
 Visit www.jsifurniture.com/finishes-and-materials/textiles for our textiles program.
 See selection of standard and graded in manufacturers and patterns.
- 4 Metal Leg Color - [See Metal Leg Color Options](#)
- 5 Optional Wood Back Rail - available on any unit with two arms, specify and add \$202 list
- 6 Optional Power Center - Flush Mount (EC22) - Black (B) or White (W); \$613 list each, see page CT3 for location availability
- 7 Arm Cap - Wood (M) or Black 3D Laminate (B3L)
- 8 Optional Drink Holder(s) (DH) - add \$126 list each, indicate left or right arm; add \$252 list for end table
- 9 Optional Tablet Arm - indicate left (TBL) or right arm (TBR); essentials veneer add \$697 list, artisan veneer add \$726 list
- 10 Optional Coordinating Wood Grain Laminate Available on Wood Cap Arm or Table Top - no upcharge. Finishes with an asterisk have a coordinating laminate available
- 11 Optional Rubber Cushion Nylon Glides - no upcharge

Specifications

- Wood Finishes - Essentials or Artisan.
- Seat has synthetic sheet webbing with cross strap reinforcement, 4 ¼" high density polyurethane foam.
- Back has high density polyurethane foam.
- Arms have ¾" thick top and ¼" thick side high density polyurethane foam.
- Plywood construction with locking tenons, glue and screws.
- Linking bracket included.
- Metal legs are 16 gauge steel tube with metal leveling glides.

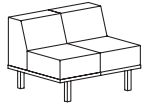
Description

① Model

Specifications

List Price Per Grade

Two Seat Low Back



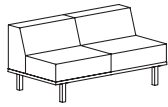
CTL2201

- armless
- 20" individual seat width
- COM based on single fabric
- multiple fabrics, see pages CT6-CT8 for yardage requirements
- artisan veneer available; specify and add \$135 list

Dimensions	D	W	H
Overall	32	40	30 1/2
Seat	20	40	18
Upholstery		Shipping	
COM Ydg	7	Ctn Wt	93
COL Sq Ft	161	Cu Ft	21

COM	\$3,281
A	\$3,339
B	\$3,453
COL/C	\$3,652
D	\$3,908
E	\$4,126
F	\$4,507
G	\$4,916
H	\$5,265
I	\$5,891
J	\$6,631
L1	\$5,433
L2	\$6,033

Two Seat Low Back




CTL2301

- armless
- 30" individual seat width
- COM based on single fabric
- multiple fabrics, see pages CT6-CT8 for yardage requirements
- artisan veneer available; specify and add \$135 list

Dimensions	D	W	H
Overall	32	60	30 1/2
Seat	20	60	18
Upholstery		Shipping	
COM Ydg	7	Ctn Wt	138
COL Sq Ft	161	Cu Ft	31

COM	\$3,594
A	\$3,652
B	\$3,766
COL/C	\$3,965
D	\$4,221
E	\$4,439
F	\$4,820
G	\$5,229
H	\$5,578
I	\$6,204
J	\$6,944
L1	\$5,746
L2	\$6,346

Two Seat Mid Back




CTL2302

- armless
- 30" individual seat width
- COM based on single fabric
- multiple fabrics, see pages CT6-CT8 for yardage requirements
- artisan veneer available; specify and add \$135 list

Dimensions	D	W	H
Overall	32	60	37 1/2
Seat	20	60	18
Upholstery		Shipping	
COM Ydg	7 1/2	Ctn Wt	143
COL Sq Ft	173	Cu Ft	39

COM	\$3,999
A	\$4,061
B	\$4,183
COL/C	\$4,396
D	\$4,671
E	\$4,904
F	\$5,313
G	\$5,751
H	\$6,125
I	\$6,795
J	\$7,588
L1	\$6,305
L2	\$6,947

Two Seat High Back



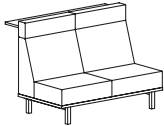
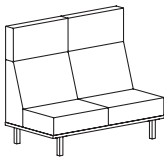
CTL2303

- armless
- 30" individual seat width
- COM based on single fabric
- multiple fabrics, see pages CT6-CT8 for yardage requirements
- artisan veneer available; specify and add \$135 list

Dimensions	D	W	H
Overall	32	60	44 1/2
Seat	20	60	18
Upholstery		Shipping	
COM Ydg	9	Ctn Wt	160
COL Sq Ft	207	Cu Ft	48

COM	\$4,400
A	\$4,474
B	\$4,621
COL/C	\$4,877
D	\$5,206
E	\$5,486
F	\$5,977
G	\$6,502
H	\$6,951
I	\$7,755
J	\$8,707
L1	\$7,167
L2	\$7,938

CONNECT

Description	① Model	Specifications	List Price Per Grade																																						
Two Seat High Back with Stand Up Surface 	CTL2304 • armless • stand up surface corner; specify square (S) no upcharge or rounded (R) add \$52 list • 30" individual seat width • 7" high headrest • 41 3/4" high stand up surface • COM based on single fabric • multiple fabrics, see pages CT6-CT8 for yardage requirements • artisan veneer available; specify and add \$135 list	<table border="1"> <thead> <tr> <th>Dimensions</th> <th>D</th> <th>W</th> <th>H</th> </tr> </thead> <tbody> <tr> <td>Overall</td> <td>42</td> <td>60</td> <td>44 1/2</td> </tr> <tr> <td>Seat</td> <td>20</td> <td>60</td> <td>18</td> </tr> </tbody> </table>	Dimensions	D	W	H	Overall	42	60	44 1/2	Seat	20	60	18	<table border="1"> <tbody> <tr> <td>COM</td> <td>\$5,672</td> </tr> <tr> <td>A</td> <td>\$5,746</td> </tr> <tr> <td>B</td> <td>\$5,893</td> </tr> <tr> <td>COL/C</td> <td>\$6,149</td> </tr> <tr> <td>D</td> <td>\$6,478</td> </tr> <tr> <td>E</td> <td>\$6,758</td> </tr> <tr> <td>F</td> <td>\$7,249</td> </tr> <tr> <td>G</td> <td>\$7,774</td> </tr> <tr> <td>H</td> <td>\$8,223</td> </tr> <tr> <td>I</td> <td>\$9,027</td> </tr> <tr> <td>J</td> <td>\$9,979</td> </tr> <tr> <td>L1</td> <td>\$8,439</td> </tr> <tr> <td>L2</td> <td>\$9,210</td> </tr> </tbody> </table>	COM	\$5,672	A	\$5,746	B	\$5,893	COL/C	\$6,149	D	\$6,478	E	\$6,758	F	\$7,249	G	\$7,774	H	\$8,223	I	\$9,027	J	\$9,979	L1	\$8,439	L2	\$9,210
		Dimensions	D	W	H																																				
Overall	42	60	44 1/2																																						
Seat	20	60	18																																						
COM	\$5,672																																								
A	\$5,746																																								
B	\$5,893																																								
COL/C	\$6,149																																								
D	\$6,478																																								
E	\$6,758																																								
F	\$7,249																																								
G	\$7,774																																								
H	\$8,223																																								
I	\$9,027																																								
J	\$9,979																																								
L1	\$8,439																																								
L2	\$9,210																																								
<table border="1"> <thead> <tr> <th>Upholstery</th> <th>Shipping</th> </tr> </thead> <tbody> <tr> <td>COM Ydg</td> <td>9 Ctn Wt 198</td> </tr> <tr> <td>COL Sq Ft</td> <td>207 Cu Ft 58</td> </tr> </tbody> </table>	Upholstery	Shipping	COM Ydg	9 Ctn Wt 198	COL Sq Ft	207 Cu Ft 58																																			
Upholstery	Shipping																																								
COM Ydg	9 Ctn Wt 198																																								
COL Sq Ft	207 Cu Ft 58																																								
Two Seat Privacy Back 	CTL2305 • armless • 30" individual seat width • 14" high headrest • COM based on single fabric • multiple fabrics, see pages CT6-CT8 for yardage requirements • artisan veneer available; specify and add \$135 list	<table border="1"> <thead> <tr> <th>Dimensions</th> <th>D</th> <th>W</th> <th>H</th> </tr> </thead> <tbody> <tr> <td>Overall</td> <td>32</td> <td>60</td> <td>51 1/2</td> </tr> <tr> <td>Seat</td> <td>20</td> <td>60</td> <td>18</td> </tr> </tbody> </table>	Dimensions	D	W	H	Overall	32	60	51 1/2	Seat	20	60	18	<table border="1"> <tbody> <tr> <td>COM</td> <td>\$4,802</td> </tr> <tr> <td>A</td> <td>\$4,884</td> </tr> <tr> <td>B</td> <td>\$5,047</td> </tr> <tr> <td>COL/C</td> <td>\$5,332</td> </tr> <tr> <td>D</td> <td>\$5,698</td> </tr> <tr> <td>E</td> <td>\$6,009</td> </tr> <tr> <td>F</td> <td>\$6,554</td> </tr> <tr> <td>G</td> <td>\$7,137</td> </tr> <tr> <td>H</td> <td>\$7,637</td> </tr> <tr> <td>I</td> <td>\$8,530</td> </tr> <tr> <td>J</td> <td>\$9,588</td> </tr> <tr> <td>L1</td> <td>\$7,877</td> </tr> <tr> <td>L2</td> <td>\$8,733</td> </tr> </tbody> </table>	COM	\$4,802	A	\$4,884	B	\$5,047	COL/C	\$5,332	D	\$5,698	E	\$6,009	F	\$6,554	G	\$7,137	H	\$7,637	I	\$8,530	J	\$9,588	L1	\$7,877	L2	\$8,733
		Dimensions	D	W	H																																				
Overall	32	60	51 1/2																																						
Seat	20	60	18																																						
COM	\$4,802																																								
A	\$4,884																																								
B	\$5,047																																								
COL/C	\$5,332																																								
D	\$5,698																																								
E	\$6,009																																								
F	\$6,554																																								
G	\$7,137																																								
H	\$7,637																																								
I	\$8,530																																								
J	\$9,588																																								
L1	\$7,877																																								
L2	\$8,733																																								
<table border="1"> <thead> <tr> <th>Upholstery</th> <th>Shipping</th> </tr> </thead> <tbody> <tr> <td>COM Ydg</td> <td>10 Ctn Wt 164</td> </tr> <tr> <td>COL Sq Ft</td> <td>230 Cu Ft 56</td> </tr> </tbody> </table>	Upholstery	Shipping	COM Ydg	10 Ctn Wt 164	COL Sq Ft	230 Cu Ft 56																																			
Upholstery	Shipping																																								
COM Ydg	10 Ctn Wt 164																																								
COL Sq Ft	230 Cu Ft 56																																								

To Order, Specify:

- ① Model Number
- ② Wood Finish [See Wood Finish Options](#)
- ③ Laminate Color Selection (Stand Up Surface) [See Laminate Color Selection](#)
- ④ Surface Corners (Stand Up Surface) - Square (S), no upcharge or Rounded (R), add \$52 list
- ⑤ Fabric Selection - vendor, pattern and color
 - A. Seat
 - B. Back
 - C. Arm
 - D. Headrest
 Visit www.jsifurniture.com/finishes-and-materials/textiles for our textiles program. See selection of standard and graded in manufacturers and patterns.
- ⑥ Metal Leg Color - [See Metal Leg Color Options](#)
- ⑦ Optional Power Center - Flush Mount (EC22) - Black (B) or White (W); \$613 list each, see page CT3 for location availability
- ⑧ Optional Drink Holder (DH) - add \$126 list each
- ⑨ Optional Tablet Arm - indicate left (TBL) or right arm (TBR); essentials veneer add \$697 list, artisan veneer add \$726 list
- ⑩ Optional Rubber Cushion Nylon Glides - no upcharge
- ⑪ Product Options

Specifications

- Wood Finishes - Essentials or Artisan.
- Seat has synthetic sheet webbing with cross strap reinforcement, 4 1/4" high density polyurethane foam.
- Back has high density polyurethane foam.
- Arms have 3/4" thick top and 1/4" thick side high density polyurethane foam.
- Plywood construction with locking tenons, glue and screws.
- Linking bracket included.
- Metal legs are 16 gauge steel tube with metal leveling glides.
- 3/4" thick 10" deep laminate stand up surface with coordinating 3mm PVC edge supported by steel columns, 42" surface height.

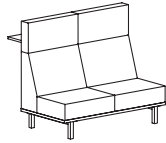
Description

Model

Specifications

List Price Per Grade

Two Seat Privacy Back with Stand Up Surface



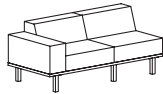
CTL2306

- armless
- stand up surface corner; specify square (S) no upcharge or rounded (R) add \$52 list
- 30" individual seat width
- 14" high headrest
- 41 3/4" high stand up surface
- COM based on single fabric
- multiple fabrics, see pages CT6-CT8 for yardage requirements
- artisan veneer available; specify and add \$135 list

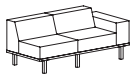
Dimensions	D	W	H
Overall	42	60	51 1/2
Seat	20	60	18
Upholstery		Shipping	
COM Ydg	10	Ctn Wt	202
COL Sq Ft	230	Cu Ft	66

COM	\$6,074
A	\$6,156
B	\$6,319
COL/C	\$6,604
D	\$6,970
E	\$7,281
F	\$7,826
G	\$8,409
H	\$8,909
I	\$9,802
J	\$10,860
L1	\$9,149
L2	\$10,005

Two Seat Low Back



CTL2301UR
right



CTL2301UL
left

CTL2301UR

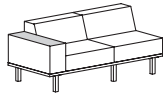
CTL2301UL

- upholstered arm
- 10" arm width
- 30" individual seat width
- COM based on single fabric
- multiple fabrics, see pages CT6-CT8 for yardage requirements
- artisan veneer available; specify and add \$135 list

Dimensions	D	W	H
Overall	32	70	30 1/2
Seat	20	60	18
Arm		10	24 1/2
Upholstery		Shipping	
COM Ydg	8 1/2	Ctn Wt	187
COL Sq Ft	196	Cu Ft	36

COM	\$4,289
A	\$4,359
B	\$4,497
COL/C	\$4,739
D	\$5,050
E	\$5,315
F	\$5,778
G	\$6,274
H	\$6,699
I	\$7,458
J	\$8,357
L1	\$6,902
L2	\$7,630

Two Seat Low Back



CTL2301WR
right



CTL2301WL
left

CTL2301WR

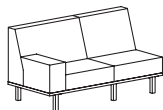
CTL2301WL

- wood cap arm
- 10" arm width
- 30" individual seat width
- COM based on single fabric
- multiple fabrics, see pages CT6-CT8 for yardage requirements
- artisan veneer available; specify and add \$172 list

Dimensions	D	W	H
Overall	32	70	30 1/2
Seat	20	60	18
Arm		10	25
Upholstery		Shipping	
COM Ydg	8 1/2	Ctn Wt	192
COL Sq Ft	196	Cu Ft	36

COM	\$4,491
A	\$4,561
B	\$4,699
COL/C	\$4,941
D	\$5,252
E	\$5,517
F	\$5,980
G	\$6,476
H	\$6,901
I	\$7,660
J	\$8,559
L1	\$7,104
L2	\$7,832

Two Seat Mid Back



CTL2302UR
right



CTL2302UL
left

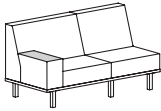

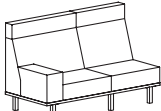
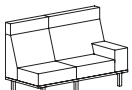
CTL2302UR

CTL2302UL

- upholstered arm
- 10" arm width
- 30" individual seat width
- COM based on single fabric
- multiple fabrics, see pages CT6-CT8 for yardage requirements
- artisan veneer available; specify and add \$135 list

Dimensions	D	W	H
Overall	32	70	37 1/2
Seat	20	60	18
Arm		10	24 1/2
Upholstery		Shipping	
COM Ydg	9	Ctn Wt	187
COL Sq Ft	207	Cu Ft	46

COM	\$4,692
A	\$4,766
B	\$4,913
COL/C	\$5,169
D	\$5,498
E	\$5,778
F	\$6,269
G	\$6,794
H	\$7,243
I	\$8,047
J	\$8,999
L1	\$7,459
L2	\$8,230

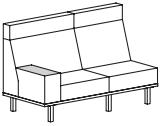
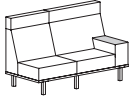
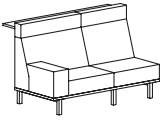

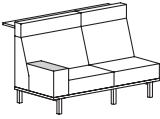

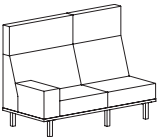
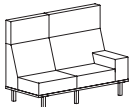
Description	① Model	Specifications	List Price Per Grade																																																
Two Seat Mid Back  CTL2302WR right  CTL2302WL left	CTL2302WR CTL2302WL <ul style="list-style-type: none"> • wood cap arm • 10" arm width • 30" individual seat width • COM based on single fabric • multiple fabrics, see pages CT6-CT8 for yardage requirements • artisan veneer available; specify and add \$172 list 	<table border="1"> <thead> <tr> <th>Dimensions</th> <th>D</th> <th>W</th> <th>H</th> </tr> </thead> <tbody> <tr> <td>Overall</td> <td>32</td> <td>70</td> <td>37½</td> </tr> <tr> <td>Seat</td> <td>20</td> <td>60</td> <td>18</td> </tr> <tr> <td>Arm</td> <td></td> <td>10</td> <td>25</td> </tr> </tbody> </table> <table border="1"> <thead> <tr> <th>Upholstery</th> <th>Shipping</th> </tr> </thead> <tbody> <tr> <td>COM Ydg</td> <td>9 Ctn Wt 192</td> </tr> <tr> <td>COL Sq Ft</td> <td>207 Cu Ft 46</td> </tr> </tbody> </table>	Dimensions	D	W	H	Overall	32	70	37½	Seat	20	60	18	Arm		10	25	Upholstery	Shipping	COM Ydg	9 Ctn Wt 192	COL Sq Ft	207 Cu Ft 46	<table> <tbody> <tr><td>COM</td><td>\$4,889</td></tr> <tr><td>A</td><td>\$4,963</td></tr> <tr><td>B</td><td>\$5,110</td></tr> <tr><td>COL/C</td><td>\$5,366</td></tr> <tr><td>D</td><td>\$5,695</td></tr> <tr><td>E</td><td>\$5,975</td></tr> <tr><td>F</td><td>\$6,466</td></tr> <tr><td>G</td><td>\$6,991</td></tr> <tr><td>H</td><td>\$7,440</td></tr> <tr><td>I</td><td>\$8,244</td></tr> <tr><td>J</td><td>\$9,196</td></tr> <tr><td>L1</td><td>\$7,656</td></tr> <tr><td>L2</td><td>\$8,427</td></tr> </tbody> </table>	COM	\$4,889	A	\$4,963	B	\$5,110	COL/C	\$5,366	D	\$5,695	E	\$5,975	F	\$6,466	G	\$6,991	H	\$7,440	I	\$8,244	J	\$9,196	L1	\$7,656	L2	\$8,427
		Dimensions	D	W	H																																														
Overall	32	70	37½																																																
Seat	20	60	18																																																
Arm		10	25																																																
Upholstery	Shipping																																																		
COM Ydg	9 Ctn Wt 192																																																		
COL Sq Ft	207 Cu Ft 46																																																		
COM	\$4,889																																																		
A	\$4,963																																																		
B	\$5,110																																																		
COL/C	\$5,366																																																		
D	\$5,695																																																		
E	\$5,975																																																		
F	\$6,466																																																		
G	\$6,991																																																		
H	\$7,440																																																		
I	\$8,244																																																		
J	\$9,196																																																		
L1	\$7,656																																																		
L2	\$8,427																																																		
Two Seat High Back  CTL2303UR right  CTL2303UL left	CTL2303UR CTL2303UL <ul style="list-style-type: none"> • upholstered arm • 10" arm width • 30" individual seat width • 7" high headrest • COM based on single fabric • multiple fabrics, see pages CT6-CT8 for yardage requirements • artisan veneer available; specify and add \$135 list 	<table border="1"> <thead> <tr> <th>Dimensions</th> <th>D</th> <th>W</th> <th>H</th> </tr> </thead> <tbody> <tr> <td>Overall</td> <td>32</td> <td>70</td> <td>44½</td> </tr> <tr> <td>Seat</td> <td>20</td> <td>60</td> <td>18</td> </tr> <tr> <td>Arm</td> <td></td> <td>10</td> <td>24½</td> </tr> </tbody> </table> <table border="1"> <thead> <tr> <th>Upholstery</th> <th>Shipping</th> </tr> </thead> <tbody> <tr> <td>COM Ydg</td> <td>10½ Ctn Wt 204</td> </tr> <tr> <td>COL Sq Ft</td> <td>242 Cu Ft 56</td> </tr> </tbody> </table>	Dimensions	D	W	H	Overall	32	70	44½	Seat	20	60	18	Arm		10	24½	Upholstery	Shipping	COM Ydg	10½ Ctn Wt 204	COL Sq Ft	242 Cu Ft 56	<table> <tbody> <tr><td>COM</td><td>\$5,093</td></tr> <tr><td>A</td><td>\$5,179</td></tr> <tr><td>B</td><td>\$5,350</td></tr> <tr><td>COL/C</td><td>\$5,649</td></tr> <tr><td>D</td><td>\$6,034</td></tr> <tr><td>E</td><td>\$6,360</td></tr> <tr><td>F</td><td>\$6,932</td></tr> <tr><td>G</td><td>\$7,545</td></tr> <tr><td>H</td><td>\$8,069</td></tr> <tr><td>I</td><td>\$9,007</td></tr> <tr><td>J</td><td>\$10,118</td></tr> <tr><td>L1</td><td>\$8,321</td></tr> <tr><td>L2</td><td>\$9,220</td></tr> </tbody> </table>	COM	\$5,093	A	\$5,179	B	\$5,350	COL/C	\$5,649	D	\$6,034	E	\$6,360	F	\$6,932	G	\$7,545	H	\$8,069	I	\$9,007	J	\$10,118	L1	\$8,321	L2	\$9,220
		Dimensions	D	W	H																																														
Overall	32	70	44½																																																
Seat	20	60	18																																																
Arm		10	24½																																																
Upholstery	Shipping																																																		
COM Ydg	10½ Ctn Wt 204																																																		
COL Sq Ft	242 Cu Ft 56																																																		
COM	\$5,093																																																		
A	\$5,179																																																		
B	\$5,350																																																		
COL/C	\$5,649																																																		
D	\$6,034																																																		
E	\$6,360																																																		
F	\$6,932																																																		
G	\$7,545																																																		
H	\$8,069																																																		
I	\$9,007																																																		
J	\$10,118																																																		
L1	\$8,321																																																		
L2	\$9,220																																																		

To Order, Specify:

- ① Model Number
- ② Wood Finish [See Wood Finish Options](#)
- ③ Laminate Color Selection (Stand Up Surface) [See Laminate Color Selection](#)
- ④ Surface Corners (Stand Up Surface) - Square (S), no upcharge or Rounded (R), add \$52 list
- ⑤ Fabric Selection - vendor, pattern and color
 - A. Seat
 - B. Back
 - C. Arm
 - D. Headrest
 Visit www.jsifurniture.com/finishes-and-materials/textiles for our textiles program. See selection of standard and graded in manufacturers and patterns.
- ⑥ Metal Leg Color - [See Metal Leg Color Options](#)
- ⑦ Optional Power Center - Flush Mount (EC22) - Black (B) or White (W); \$613 list each, see page CT3 for location availability
- ⑧ Optional Drink Holder (DH) - add \$126 list each
- ⑨ Optional Tablet Arm - indicate left (TBL) or right arm (TBR); essentials veneer add \$697 list, artisan veneer add \$726 list
- ⑩ Optional Rubber Cushion Nylon Glides - no upcharge
- ⑪ Product Options

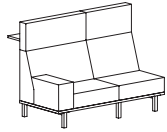
Specifications

- Wood Finishes - Essentials or Artisan.
- Seat has synthetic sheet webbing with cross strap reinforcement, 4 ¼" high density polyurethane foam.
- Back has high density polyurethane foam.
- Arms have ¾" thick top and ¼" thick side high density polyurethane foam.
- Plywood construction with locking tenons, glue and screws.
- Linking bracket included.
- Metal legs are 16 gauge steel tube with metal leveling glides.
- ¾" thick 10" deep laminate stand up surface with coordinating 3mm PVC edge supported by steel columns, 42" surface height.

Description	Model	Specifications	List Price Per Grade																																																						
Two Seat High Back  CTL2303WR right  CTL2303WL left	CTL2303WR CTL2303WL · wood cap arm · 10" arm width · 30" individual seat width · 7" high headrest · COM based on single fabric · multiple fabrics, see pages CT6-CT8 for yardage requirements · artisan veneer available; specify and add \$172 list	<table border="1"> <thead> <tr> <th>Dimensions</th> <th>D</th> <th>W</th> <th>H</th> </tr> </thead> <tbody> <tr> <td>Overall</td> <td>32</td> <td>70</td> <td>44 1/2</td> </tr> <tr> <td>Seat</td> <td>20</td> <td>60</td> <td>18</td> </tr> <tr> <td>Arm</td> <td></td> <td>10</td> <td>25</td> </tr> </tbody> </table> <table border="1"> <thead> <tr> <th>Upholstery</th> <th colspan="3">Shipping</th> </tr> </thead> <tbody> <tr> <td>COM Ydg</td> <td>10 1/2</td> <td>Ctn Wt</td> <td>209</td> </tr> <tr> <td>COL Sq Ft</td> <td>242</td> <td>Cu Ft</td> <td>56</td> </tr> </tbody> </table>	Dimensions	D	W	H	Overall	32	70	44 1/2	Seat	20	60	18	Arm		10	25	Upholstery	Shipping			COM Ydg	10 1/2	Ctn Wt	209	COL Sq Ft	242	Cu Ft	56	<table border="1"> <tbody> <tr><td>COM</td><td>\$5,295</td></tr> <tr><td>A</td><td>\$5,381</td></tr> <tr><td>B</td><td>\$5,552</td></tr> <tr><td>COL/C</td><td>\$5,851</td></tr> <tr><td>D</td><td>\$6,236</td></tr> <tr><td>E</td><td>\$6,562</td></tr> <tr><td>F</td><td>\$7,134</td></tr> <tr><td>G</td><td>\$7,747</td></tr> <tr><td>H</td><td>\$8,271</td></tr> <tr><td>I</td><td>\$9,209</td></tr> <tr><td>J</td><td>\$10,320</td></tr> <tr><td>L1</td><td>\$8,523</td></tr> <tr><td>L2</td><td>\$9,422</td></tr> </tbody> </table>	COM	\$5,295	A	\$5,381	B	\$5,552	COL/C	\$5,851	D	\$6,236	E	\$6,562	F	\$7,134	G	\$7,747	H	\$8,271	I	\$9,209	J	\$10,320	L1	\$8,523	L2	\$9,422
		Dimensions	D	W	H																																																				
Overall	32	70	44 1/2																																																						
Seat	20	60	18																																																						
Arm		10	25																																																						
Upholstery	Shipping																																																								
COM Ydg	10 1/2	Ctn Wt	209																																																						
COL Sq Ft	242	Cu Ft	56																																																						
COM	\$5,295																																																								
A	\$5,381																																																								
B	\$5,552																																																								
COL/C	\$5,851																																																								
D	\$6,236																																																								
E	\$6,562																																																								
F	\$7,134																																																								
G	\$7,747																																																								
H	\$8,271																																																								
I	\$9,209																																																								
J	\$10,320																																																								
L1	\$8,523																																																								
L2	\$9,422																																																								
Two Seat High Back with Stand Up Surface  CTL2304UR right  CTL2304UL left	CTL2304UR CTL2304UL · upholstered arm · stand up surface corner; specify square (S) no upcharge or rounded (R) add \$52 list · 10" arm width · 30" individual seat width · 7" high headrest · 41 3/4" high stand up surface · COM based on single fabric · multiple fabrics, see pages CT6-CT8 for yardage requirements · artisan veneer available; specify and add \$135 list	<table border="1"> <thead> <tr> <th>Dimensions</th> <th>D</th> <th>W</th> <th>H</th> </tr> </thead> <tbody> <tr> <td>Overall</td> <td>42</td> <td>70</td> <td>44 1/2</td> </tr> <tr> <td>Seat</td> <td>20</td> <td>60</td> <td>18</td> </tr> <tr> <td>Arm</td> <td></td> <td>10</td> <td>24 1/2</td> </tr> </tbody> </table> <table border="1"> <thead> <tr> <th>Upholstery</th> <th colspan="3">Shipping</th> </tr> </thead> <tbody> <tr> <td>COM Ydg</td> <td>10 1/2</td> <td>Ctn Wt</td> <td>242</td> </tr> <tr> <td>COL Sq Ft</td> <td>242</td> <td>Cu Ft</td> <td>68</td> </tr> </tbody> </table>	Dimensions	D	W	H	Overall	42	70	44 1/2	Seat	20	60	18	Arm		10	24 1/2	Upholstery	Shipping			COM Ydg	10 1/2	Ctn Wt	242	COL Sq Ft	242	Cu Ft	68	<table border="1"> <tbody> <tr><td>COM</td><td>\$6,974</td></tr> <tr><td>A</td><td>\$7,060</td></tr> <tr><td>B</td><td>\$7,231</td></tr> <tr><td>COL/C</td><td>\$7,530</td></tr> <tr><td>D</td><td>\$7,915</td></tr> <tr><td>E</td><td>\$8,241</td></tr> <tr><td>F</td><td>\$8,813</td></tr> <tr><td>G</td><td>\$9,426</td></tr> <tr><td>H</td><td>\$9,950</td></tr> <tr><td>I</td><td>\$10,888</td></tr> <tr><td>J</td><td>\$11,999</td></tr> <tr><td>L1</td><td>\$10,202</td></tr> <tr><td>L2</td><td>\$11,101</td></tr> </tbody> </table>	COM	\$6,974	A	\$7,060	B	\$7,231	COL/C	\$7,530	D	\$7,915	E	\$8,241	F	\$8,813	G	\$9,426	H	\$9,950	I	\$10,888	J	\$11,999	L1	\$10,202	L2	\$11,101
		Dimensions	D	W	H																																																				
Overall	42	70	44 1/2																																																						
Seat	20	60	18																																																						
Arm		10	24 1/2																																																						
Upholstery	Shipping																																																								
COM Ydg	10 1/2	Ctn Wt	242																																																						
COL Sq Ft	242	Cu Ft	68																																																						
COM	\$6,974																																																								
A	\$7,060																																																								
B	\$7,231																																																								
COL/C	\$7,530																																																								
D	\$7,915																																																								
E	\$8,241																																																								
F	\$8,813																																																								
G	\$9,426																																																								
H	\$9,950																																																								
I	\$10,888																																																								
J	\$11,999																																																								
L1	\$10,202																																																								
L2	\$11,101																																																								
Two Seat High Back with Stand Up Surface  CTL2304WR right  CTL2304WL left	CTL2304WR CTL2304WL · wood cap arm · stand up surface corner; specify square (S) no upcharge or rounded (R) add \$52 list · 10" arm width · 30" individual seat width · 7" high headrest · 41 3/4" high stand up surface · COM based on single fabric · multiple fabrics, see pages CT6-CT8 for yardage requirements · artisan veneer available; specify and add \$172 list	<table border="1"> <thead> <tr> <th>Dimensions</th> <th>D</th> <th>W</th> <th>H</th> </tr> </thead> <tbody> <tr> <td>Overall</td> <td>42</td> <td>70</td> <td>44 1/2</td> </tr> <tr> <td>Seat</td> <td>20</td> <td>60</td> <td>18</td> </tr> <tr> <td>Arm</td> <td></td> <td>10</td> <td>25</td> </tr> </tbody> </table> <table border="1"> <thead> <tr> <th>Upholstery</th> <th colspan="3">Shipping</th> </tr> </thead> <tbody> <tr> <td>COM Ydg</td> <td>10 1/2</td> <td>Ctn Wt</td> <td>247</td> </tr> <tr> <td>COL Sq Ft</td> <td>242</td> <td>Cu Ft</td> <td>68</td> </tr> </tbody> </table>	Dimensions	D	W	H	Overall	42	70	44 1/2	Seat	20	60	18	Arm		10	25	Upholstery	Shipping			COM Ydg	10 1/2	Ctn Wt	247	COL Sq Ft	242	Cu Ft	68	<table border="1"> <tbody> <tr><td>COM</td><td>\$7,173</td></tr> <tr><td>A</td><td>\$7,259</td></tr> <tr><td>B</td><td>\$7,430</td></tr> <tr><td>COL/C</td><td>\$7,729</td></tr> <tr><td>D</td><td>\$8,114</td></tr> <tr><td>E</td><td>\$8,440</td></tr> <tr><td>F</td><td>\$9,012</td></tr> <tr><td>G</td><td>\$9,625</td></tr> <tr><td>H</td><td>\$10,149</td></tr> <tr><td>I</td><td>\$11,087</td></tr> <tr><td>J</td><td>\$12,198</td></tr> <tr><td>L1</td><td>\$10,401</td></tr> <tr><td>L2</td><td>\$11,300</td></tr> </tbody> </table>	COM	\$7,173	A	\$7,259	B	\$7,430	COL/C	\$7,729	D	\$8,114	E	\$8,440	F	\$9,012	G	\$9,625	H	\$10,149	I	\$11,087	J	\$12,198	L1	\$10,401	L2	\$11,300
		Dimensions	D	W	H																																																				
Overall	42	70	44 1/2																																																						
Seat	20	60	18																																																						
Arm		10	25																																																						
Upholstery	Shipping																																																								
COM Ydg	10 1/2	Ctn Wt	247																																																						
COL Sq Ft	242	Cu Ft	68																																																						
COM	\$7,173																																																								
A	\$7,259																																																								
B	\$7,430																																																								
COL/C	\$7,729																																																								
D	\$8,114																																																								
E	\$8,440																																																								
F	\$9,012																																																								
G	\$9,625																																																								
H	\$10,149																																																								
I	\$11,087																																																								
J	\$12,198																																																								
L1	\$10,401																																																								
L2	\$11,300																																																								
Two Seat Privacy Back  CTL2305UR right  CTL2305UL left	CTL2305UR CTL2305UL · upholstered arm · 10" arm width · 30" individual seat width · 14" high headrest · COM based on single fabric · multiple fabrics, see pages CT6-CT8 for yardage requirements · artisan veneer available; specify and add \$135 list	<table border="1"> <thead> <tr> <th>Dimensions</th> <th>D</th> <th>W</th> <th>H</th> </tr> </thead> <tbody> <tr> <td>Overall</td> <td>32</td> <td>70</td> <td>51 1/2</td> </tr> <tr> <td>Seat</td> <td>20</td> <td>60</td> <td>18</td> </tr> <tr> <td>Arm</td> <td></td> <td>10</td> <td>24 1/2</td> </tr> </tbody> </table> <table border="1"> <thead> <tr> <th>Upholstery</th> <th colspan="3">Shipping</th> </tr> </thead> <tbody> <tr> <td>COM Ydg</td> <td>11 1/2</td> <td>Ctn Wt</td> <td>214</td> </tr> <tr> <td>COL Sq Ft</td> <td>265</td> <td>Cu Ft</td> <td>66</td> </tr> </tbody> </table>	Dimensions	D	W	H	Overall	32	70	51 1/2	Seat	20	60	18	Arm		10	24 1/2	Upholstery	Shipping			COM Ydg	11 1/2	Ctn Wt	214	COL Sq Ft	265	Cu Ft	66	<table border="1"> <tbody> <tr><td>COM</td><td>\$5,496</td></tr> <tr><td>A</td><td>\$5,591</td></tr> <tr><td>B</td><td>\$5,778</td></tr> <tr><td>COL/C</td><td>\$6,105</td></tr> <tr><td>D</td><td>\$6,526</td></tr> <tr><td>E</td><td>\$6,884</td></tr> <tr><td>F</td><td>\$7,510</td></tr> <tr><td>G</td><td>\$8,182</td></tr> <tr><td>H</td><td>\$8,756</td></tr> <tr><td>I</td><td>\$9,783</td></tr> <tr><td>J</td><td>\$11,000</td></tr> <tr><td>L1</td><td>\$9,032</td></tr> <tr><td>L2</td><td>\$10,016</td></tr> </tbody> </table>	COM	\$5,496	A	\$5,591	B	\$5,778	COL/C	\$6,105	D	\$6,526	E	\$6,884	F	\$7,510	G	\$8,182	H	\$8,756	I	\$9,783	J	\$11,000	L1	\$9,032	L2	\$10,016
		Dimensions	D	W	H																																																				
Overall	32	70	51 1/2																																																						
Seat	20	60	18																																																						
Arm		10	24 1/2																																																						
Upholstery	Shipping																																																								
COM Ydg	11 1/2	Ctn Wt	214																																																						
COL Sq Ft	265	Cu Ft	66																																																						
COM	\$5,496																																																								
A	\$5,591																																																								
B	\$5,778																																																								
COL/C	\$6,105																																																								
D	\$6,526																																																								
E	\$6,884																																																								
F	\$7,510																																																								
G	\$8,182																																																								
H	\$8,756																																																								
I	\$9,783																																																								
J	\$11,000																																																								
L1	\$9,032																																																								
L2	\$10,016																																																								

CONNECT

Description	1 Model	Specifications	List Price Per Grade																												
Two Seat Privacy Back with Stand Up Surface	CTL2306UR	<table border="1"> <thead> <tr> <th>Dimensions</th> <th>D</th> <th>W</th> <th>H</th> </tr> </thead> <tbody> <tr> <td>Overall</td> <td>42</td> <td>70</td> <td>51 ½</td> </tr> <tr> <td>Seat</td> <td>20</td> <td>60</td> <td>18</td> </tr> <tr> <td>Arm</td> <td></td> <td>10</td> <td>24 ½</td> </tr> <tr> <th colspan="2">Upholstery</th> <th colspan="2">Shipping</th> </tr> <tr> <td>COM Ydg</td> <td>11 ½</td> <td>Ctn Wt</td> <td>252</td> </tr> <tr> <td>COL Sq Ft</td> <td>265</td> <td>Cu Ft</td> <td>78</td> </tr> </tbody> </table>	Dimensions	D	W	H	Overall	42	70	51 ½	Seat	20	60	18	Arm		10	24 ½	Upholstery		Shipping		COM Ydg	11 ½	Ctn Wt	252	COL Sq Ft	265	Cu Ft	78	COM \$7,377
	Dimensions		D	W	H																										
Overall	42	70	51 ½																												
Seat	20	60	18																												
Arm		10	24 ½																												
Upholstery		Shipping																													
COM Ydg	11 ½	Ctn Wt	252																												
COL Sq Ft	265	Cu Ft	78																												
	CTL2306UL	<ul style="list-style-type: none"> upholstered arm stand up surface corner; specify square (S) no upcharge or rounded (R) add \$52 list 10" arm width 30" individual seat width 14" high headrest 41 ¾" high stand up surface COM based on single fabric multiple fabrics, see pages CT6-CT8 for yardage requirements artisan veneer available; specify and add \$135 list 	A \$7,472 B \$7,659 COL/C \$7,986 D \$8,407 E \$8,765 F \$9,391 G \$10,063 H \$10,637 I \$11,664 J \$12,881 L1 \$10,913 L2 \$11,897																												

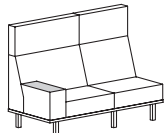


CTL2306UR
right



CTL2306UL
left

Two Seat Privacy Back	CTL2305WR	<table border="1"> <thead> <tr> <th>Dimensions</th> <th>D</th> <th>W</th> <th>H</th> </tr> </thead> <tbody> <tr> <td>Overall</td> <td>32</td> <td>70</td> <td>51 ½</td> </tr> <tr> <td>Seat</td> <td>20</td> <td>60</td> <td>18</td> </tr> <tr> <td>Arm</td> <td></td> <td>10</td> <td>25</td> </tr> <tr> <th colspan="2">Upholstery</th> <th colspan="2">Shipping</th> </tr> <tr> <td>COM Ydg</td> <td>11 ½</td> <td>Ctn Wt</td> <td>219</td> </tr> <tr> <td>COL Sq Ft</td> <td>265</td> <td>Cu Ft</td> <td>66</td> </tr> </tbody> </table>	Dimensions	D	W	H	Overall	32	70	51 ½	Seat	20	60	18	Arm		10	25	Upholstery		Shipping		COM Ydg	11 ½	Ctn Wt	219	COL Sq Ft	265	Cu Ft	66	COM \$5,695
	Dimensions		D	W	H																										
Overall	32	70	51 ½																												
Seat	20	60	18																												
Arm		10	25																												
Upholstery		Shipping																													
COM Ydg	11 ½	Ctn Wt	219																												
COL Sq Ft	265	Cu Ft	66																												
	CTL2305WL	<ul style="list-style-type: none"> wood cap arm 10" arm width 30" individual seat width 14" high headrest COM based on single fabric multiple fabrics, see pages CT6-CT8 for yardage requirements artisan veneer available; specify and add \$172 list 	A \$5,790 B \$5,977 COL/C \$6,304 D \$6,725 E \$7,083 F \$7,709 G \$8,381 H \$8,955 I \$9,982 J \$11,199 L1 \$9,231 L2 \$10,215																												



CTL2305WR
right



CTL2305WL
left

To Order, Specify:

- 1 Model Number
- 2 Wood Finish [See Wood Finish Options](#)
- 3 Laminate Color Selection (Stand Up Surface) [See Laminate Color Selection](#)
- 4 Surface Corners (Stand Up Surface) - Square (S), no upcharge or Rounded (R), add \$52 list
- 5 Fabric Selection - vendor, pattern and color
 - A. Seat
 - B. Back
 - C. Arm
 - D. Headrest
 Visit www.jsifurniture.com/finishes-and-materials/textiles for our textiles program. See selection of standard and graded in manufacturers and patterns.
- 6 Metal Leg Color - [See Metal Leg Color Options](#)
- 7 Optional Power Center - Flush Mount (EC22) - Black (B) or White (W); \$613 list each, see page CT3 for location availability
- 8 Optional Drink Holder (DH) - add \$126 list each
- 9 Optional Tablet Arm - indicate left (TBL) or right arm (TBR); essentials veneer add \$697 list, artisan veneer add \$726 list
- 10 Optional Rubber Cushion Nylon Glides - no upcharge
- 11 Product Options

Specifications

- Wood Finishes - Essentials or Artisan.
- Seat has synthetic sheet webbing with cross strap reinforcement, 4 ¼" high density polyurethane foam.
- Back has high density polyurethane foam.
- Arms have ¾" thick top and ¼" thick side high density polyurethane foam.
- Plywood construction with locking tenons, glue and screws.
- Linking bracket included.
- Metal legs are 16 gauge steel tube with metal leveling glides.
- ¾" thick 10" deep laminate stand up surface with coordinating 3mm PVC edge supported by steel columns, 42" surface height.

CONNECT

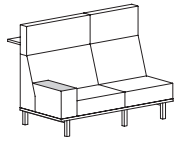
Description

① Model

Specifications

List Price Per Grade

Two Seat Privacy Back with Stand Up Surface



CTL2306WR
right



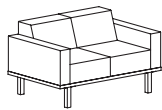
CTL2306WL
left

- CTL2306WR**
CTL2306WL
- wood cap arm
 - stand up surface corner; specify square (S) no upcharge or rounded (R) add \$52 list
 - 10" arm width
 - 30" individual seat width
 - 14" high headrest
 - 41 ¾" high stand up surface
 - COM based on single fabric
 - multiple fabrics, see pages CT6-CT8 for yardage requirements
 - artisan veneer available; specify and add \$172 list

Dimensions	D	W	H
Overall	42	70	51 ½
Seat	20	60	18
Arm		10	25
Upholstery		Shipping	
COM Ydg	11 ½	Ctn Wt	257
COL Sq Ft	265	Cu Ft	78

- COM \$7,575
- A \$7,670
- B \$7,857
- COL/C \$8,184
- D \$8,605
- E \$8,963
- F \$9,589
- G \$10,261
- H \$10,835
- I \$11,862
- J \$13,079
- L1 \$11,111
- L2 \$12,095

Two Seat Low Back

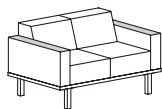


- CTL2201U2**
- upholstered arms
 - 5" arm width
 - 20" individual seat width
 - COM based on single fabric
 - multiple fabrics, see pages CT6-CT8 for yardage requirements
 - artisan veneer available; specify and add \$172 list

Dimensions	D	W	H
Overall	32	50	30 ½
Seat	20	40	18
Arm		5	24 ½
Upholstery		Shipping	
COM Ydg	10	Ctn Wt	105
COL Sq Ft	230	Cu Ft	26

- COM \$4,571
- A \$4,653
- B \$4,816
- COL/C \$5,101
- D \$5,467
- E \$5,778
- F \$6,323
- G \$6,906
- H \$7,406
- I \$8,299
- J \$9,357
- L1 \$7,646
- L2 \$8,502

Two Seat Low Back

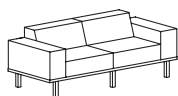


- CTL2201W2**
- wood cap arms
 - 5" arm width
 - 20" individual seat width
 - COM based on single fabric
 - multiple fabrics, see pages CT6-CT8 for yardage requirements
 - artisan veneer available; specify and add \$201 list

Dimensions	D	W	H
Overall	32	50	30 ½
Seat	20	40	18
Arm		5	25
Upholstery		Shipping	
COM Ydg	10	Ctn Wt	115
COL Sq Ft	230	Cu Ft	26

- COM \$4,973
- A \$5,055
- B \$5,218
- COL/C \$5,503
- D \$5,869
- E \$6,180
- F \$6,725
- G \$7,308
- H \$7,808
- I \$8,701
- J \$9,759
- L1 \$8,048
- L2 \$8,904

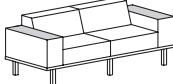
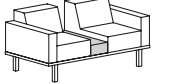
Two Seat Low Back



- CTL2301U2**
- upholstered arms
 - 10" arm width
 - 30" individual seat width
 - COM based on single fabric
 - multiple fabrics, see pages CT6-CT8 for yardage requirements
 - artisan veneer available; specify and add \$135 list

Dimensions	D	W	H
Overall	32	80	30 ½
Seat	20	60	18
Arm		10	24 ½
Upholstery		Shipping	
COM Ydg	10	Ctn Wt	221
COL Sq Ft	230	Cu Ft	41

- COM \$4,980
- A \$5,062
- B \$5,225
- COL/C \$5,510
- D \$5,876
- E \$6,187
- F \$6,732
- G \$7,315
- H \$7,815
- I \$8,708
- J \$9,766
- L1 \$8,055
- L2 \$8,911

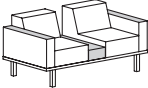
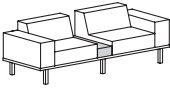
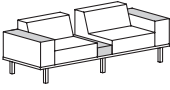
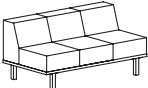
Description	① Model	Specifications	List Price Per Grade																												
Two Seat Low Back 	CTL2301W2 • wood cap arms • 10" arm width • 30" individual seat width • COM based on single fabric • multiple fabrics, see pages CT6-CT8 for yardage requirements • artisan veneer available; specify and add \$201 list	<table border="1"> <thead> <tr> <th>Dimensions</th> <th>D</th> <th>W</th> <th>H</th> </tr> </thead> <tbody> <tr> <td>Overall</td> <td>32</td> <td>80</td> <td>30½</td> </tr> <tr> <td>Seat</td> <td>20</td> <td>60</td> <td>18</td> </tr> <tr> <td>Arm</td> <td></td> <td>10</td> <td>25</td> </tr> </tbody> </table>	Dimensions	D	W	H	Overall	32	80	30½	Seat	20	60	18	Arm		10	25	<table border="1"> <thead> <tr> <th colspan="2">Upholstery</th> <th colspan="2">Shipping</th> </tr> </thead> <tbody> <tr> <td>COM Ydg</td> <td>10</td> <td>Ctn Wt</td> <td>231</td> </tr> <tr> <td>COL Sq Ft</td> <td>230</td> <td>Cu Ft</td> <td>41</td> </tr> </tbody> </table>	Upholstery		Shipping		COM Ydg	10	Ctn Wt	231	COL Sq Ft	230	Cu Ft	41
		Dimensions	D	W	H																										
Overall	32	80	30½																												
Seat	20	60	18																												
Arm		10	25																												
Upholstery		Shipping																													
COM Ydg	10	Ctn Wt	231																												
COL Sq Ft	230	Cu Ft	41																												
			<table border="1"> <tbody> <tr><td>COM</td><td>\$5,384</td></tr> <tr><td>A</td><td>\$5,466</td></tr> <tr><td>B</td><td>\$5,629</td></tr> <tr><td>COL/C</td><td>\$5,914</td></tr> <tr><td>D</td><td>\$6,280</td></tr> <tr><td>E</td><td>\$6,591</td></tr> <tr><td>F</td><td>\$7,136</td></tr> <tr><td>G</td><td>\$7,719</td></tr> <tr><td>H</td><td>\$8,219</td></tr> <tr><td>I</td><td>\$9,112</td></tr> <tr><td>J</td><td>\$10,170</td></tr> <tr><td>L1</td><td>\$8,459</td></tr> <tr><td>L2</td><td>\$9,315</td></tr> </tbody> </table>	COM	\$5,384	A	\$5,466	B	\$5,629	COL/C	\$5,914	D	\$6,280	E	\$6,591	F	\$7,136	G	\$7,719	H	\$8,219	I	\$9,112	J	\$10,170	L1	\$8,459	L2	\$9,315		
COM	\$5,384																														
A	\$5,466																														
B	\$5,629																														
COL/C	\$5,914																														
D	\$6,280																														
E	\$6,591																														
F	\$7,136																														
G	\$7,719																														
H	\$8,219																														
I	\$9,112																														
J	\$10,170																														
L1	\$8,459																														
L2	\$9,315																														
Two Seat Low Back 	CTL2201U2CC • upholstered arms • 5" arm width • 20" individual seat width • 10" wide center console • COM based on single fabric • multiple fabrics, see pages CT6-CT8 for yardage requirements • artisan veneer available; specify and add \$201 list	<table border="1"> <thead> <tr> <th>Dimensions</th> <th>D</th> <th>W</th> <th>H</th> </tr> </thead> <tbody> <tr> <td>Overall</td> <td>32</td> <td>60</td> <td>30½</td> </tr> <tr> <td>Seat</td> <td>20</td> <td>40</td> <td>18</td> </tr> <tr> <td>Arm</td> <td></td> <td>5</td> <td>24½</td> </tr> </tbody> </table>	Dimensions	D	W	H	Overall	32	60	30½	Seat	20	40	18	Arm		5	24½	<table border="1"> <thead> <tr> <th colspan="2">Upholstery</th> <th colspan="2">Shipping</th> </tr> </thead> <tbody> <tr> <td>COM Ydg</td> <td>10</td> <td>Ctn Wt</td> <td>118</td> </tr> <tr> <td>COL Sq Ft</td> <td>230</td> <td>Cu Ft</td> <td>31</td> </tr> </tbody> </table>	Upholstery		Shipping		COM Ydg	10	Ctn Wt	118	COL Sq Ft	230	Cu Ft	31
		Dimensions	D	W	H																										
Overall	32	60	30½																												
Seat	20	40	18																												
Arm		5	24½																												
Upholstery		Shipping																													
COM Ydg	10	Ctn Wt	118																												
COL Sq Ft	230	Cu Ft	31																												
			<table border="1"> <tbody> <tr><td>COM</td><td>\$5,332</td></tr> <tr><td>A</td><td>\$5,414</td></tr> <tr><td>B</td><td>\$5,577</td></tr> <tr><td>COL/C</td><td>\$5,862</td></tr> <tr><td>D</td><td>\$6,228</td></tr> <tr><td>E</td><td>\$6,539</td></tr> <tr><td>F</td><td>\$7,084</td></tr> <tr><td>G</td><td>\$7,667</td></tr> <tr><td>H</td><td>\$8,167</td></tr> <tr><td>I</td><td>\$9,060</td></tr> <tr><td>J</td><td>\$10,118</td></tr> <tr><td>L1</td><td>\$8,407</td></tr> <tr><td>L2</td><td>\$9,263</td></tr> </tbody> </table>	COM	\$5,332	A	\$5,414	B	\$5,577	COL/C	\$5,862	D	\$6,228	E	\$6,539	F	\$7,084	G	\$7,667	H	\$8,167	I	\$9,060	J	\$10,118	L1	\$8,407	L2	\$9,263		
COM	\$5,332																														
A	\$5,414																														
B	\$5,577																														
COL/C	\$5,862																														
D	\$6,228																														
E	\$6,539																														
F	\$7,084																														
G	\$7,667																														
H	\$8,167																														
I	\$9,060																														
J	\$10,118																														
L1	\$8,407																														
L2	\$9,263																														

To Order, Specify:

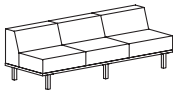
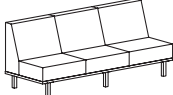
- ① Model Number
- ② Wood Finish [See Wood Finish Options](#)
- ③ Laminate Color Selection (Stand Up Surface) [See Laminate Color Selection](#)
- ④ Surface Corners (Stand Up Surface) -
Square (S), no upcharge or Rounded(R), add \$52 list
- ⑤ Fabric Selection - vendor, pattern and color
A. Seat
B. Back
C. Arm
D. Headrest
Visit www.jsifurniture.com/finishes-and-materials/textiles for our textiles program.
See selection of standard and graded in manufacturers and patterns.
- ⑥ Metal Leg Color - [See Metal Leg Color Options](#)
- ⑦ Optional Wood Back Rail - available on any unit with two arms, specify and add \$202 list
- ⑧ Optional Power Center - Flush Mount (EC22) -
Black (B) or White (W); \$613 list each, see page CT3 for location availability
- ⑨ Arm Cap - Wood (M) or Black 3D Laminate (B3L)
Optional Drink Holder(s) (DH) - add \$126 list each, indicate left or right arm; add \$252 list for end table
- ⑩ Optional Tablet Arm - indicate left (TBL) or right arm (TBR); essentials veneer add \$697 list, artisan veneer add \$726 list
- ⑪ Optional Coordinating Wood Grain Laminate Available on Wood Cap Arm or Table Top - no upcharge. Finishes with an asterisk have a coordinating laminate available
- ⑫ Optional Rubber Cushion Nylon Glides - no upcharge
- ⑬ Product Options

Specifications

- Wood Finishes - Essentials or Artisan.
- Seat has synthetic sheet webbing with cross strap reinforcement, 4 ¼" high density polyurethane foam.
- Back has high density polyurethane foam.
- Arms have ¾" thick top and ¼" thick side high density polyurethane foam.
- Plywood construction with locking tenons, glue and screws.
- Linking bracket included.
- Metal legs are 16 gauge steel tube with metal leveling glides.
- ¾" thick 10" deep laminate stand up surface with coordinating 3mm PVC edge supported by steel columns, 42" surface height.

Description	① Model	Specifications	List Price Per Grade																																										
Two Seat Low Back 	CTL2201W2CC · wood cap arms · 5" arm width · 20" individual seat width · 10" wide center console · COM based on single fabric · multiple fabrics, see pages CT6-CT8 for yardage requirements · artisan veneer available; specify and add \$251 list	<table border="1"> <thead> <tr> <th>Dimensions</th> <th>D</th> <th>W</th> <th>H</th> </tr> </thead> <tbody> <tr> <td>Overall</td> <td>32</td> <td>60</td> <td>30½</td> </tr> <tr> <td>Seat</td> <td>20</td> <td>40</td> <td>18</td> </tr> <tr> <td>Arm</td> <td></td> <td>5</td> <td>25</td> </tr> </tbody> </table>	Dimensions	D	W	H	Overall	32	60	30½	Seat	20	40	18	Arm		5	25	<table border="1"> <tbody> <tr><td>COM</td><td>\$5,736</td></tr> <tr><td>A</td><td>\$5,818</td></tr> <tr><td>B</td><td>\$5,981</td></tr> <tr><td>COL/C</td><td>\$6,266</td></tr> <tr><td>D</td><td>\$6,632</td></tr> <tr><td>E</td><td>\$6,943</td></tr> <tr><td>F</td><td>\$7,488</td></tr> <tr><td>G</td><td>\$8,071</td></tr> <tr><td>H</td><td>\$8,571</td></tr> <tr><td>I</td><td>\$9,464</td></tr> <tr><td>J</td><td>\$10,522</td></tr> <tr><td>L1</td><td>\$8,811</td></tr> <tr><td>L2</td><td>\$9,667</td></tr> </tbody> </table>	COM	\$5,736	A	\$5,818	B	\$5,981	COL/C	\$6,266	D	\$6,632	E	\$6,943	F	\$7,488	G	\$8,071	H	\$8,571	I	\$9,464	J	\$10,522	L1	\$8,811	L2	\$9,667
		Dimensions	D	W	H																																								
Overall	32	60	30½																																										
Seat	20	40	18																																										
Arm		5	25																																										
COM	\$5,736																																												
A	\$5,818																																												
B	\$5,981																																												
COL/C	\$6,266																																												
D	\$6,632																																												
E	\$6,943																																												
F	\$7,488																																												
G	\$8,071																																												
H	\$8,571																																												
I	\$9,464																																												
J	\$10,522																																												
L1	\$8,811																																												
L2	\$9,667																																												
<table border="1"> <thead> <tr> <th>Upholstery</th> <th colspan="3">Shipping</th> </tr> </thead> <tbody> <tr> <td>COM Ydg</td> <td>10</td> <td>Ctn Wt</td> <td>123</td> </tr> <tr> <td>COL Sq Ft</td> <td>230</td> <td>Cu Ft</td> <td>31</td> </tr> </tbody> </table>	Upholstery	Shipping			COM Ydg	10	Ctn Wt	123	COL Sq Ft	230	Cu Ft	31																																	
Upholstery	Shipping																																												
COM Ydg	10	Ctn Wt	123																																										
COL Sq Ft	230	Cu Ft	31																																										
Two Seat Low Back 	CTL2301U2CC · upholstered arms · 10" arm width · 30" individual seat width · 10" wide center console · COM based on single fabric · multiple fabrics, see pages CT6-CT8 for yardage requirements · artisan veneer available; specify and add \$201 list	<table border="1"> <thead> <tr> <th>Dimensions</th> <th>D</th> <th>W</th> <th>H</th> </tr> </thead> <tbody> <tr> <td>Overall</td> <td>32</td> <td>90</td> <td>30½</td> </tr> <tr> <td>Seat</td> <td>20</td> <td>60</td> <td>18</td> </tr> <tr> <td>Arm</td> <td></td> <td>10</td> <td>24½</td> </tr> </tbody> </table>	Dimensions	D	W	H	Overall	32	90	30½	Seat	20	60	18	Arm		10	24½	<table border="1"> <tbody> <tr><td>COM</td><td>\$5,740</td></tr> <tr><td>A</td><td>\$5,822</td></tr> <tr><td>B</td><td>\$5,985</td></tr> <tr><td>COL/C</td><td>\$6,270</td></tr> <tr><td>D</td><td>\$6,636</td></tr> <tr><td>E</td><td>\$6,947</td></tr> <tr><td>F</td><td>\$7,492</td></tr> <tr><td>G</td><td>\$8,075</td></tr> <tr><td>H</td><td>\$8,575</td></tr> <tr><td>I</td><td>\$9,468</td></tr> <tr><td>J</td><td>\$10,526</td></tr> <tr><td>L1</td><td>\$8,815</td></tr> <tr><td>L2</td><td>\$9,671</td></tr> </tbody> </table>	COM	\$5,740	A	\$5,822	B	\$5,985	COL/C	\$6,270	D	\$6,636	E	\$6,947	F	\$7,492	G	\$8,075	H	\$8,575	I	\$9,468	J	\$10,526	L1	\$8,815	L2	\$9,671
		Dimensions	D	W	H																																								
Overall	32	90	30½																																										
Seat	20	60	18																																										
Arm		10	24½																																										
COM	\$5,740																																												
A	\$5,822																																												
B	\$5,985																																												
COL/C	\$6,270																																												
D	\$6,636																																												
E	\$6,947																																												
F	\$7,492																																												
G	\$8,075																																												
H	\$8,575																																												
I	\$9,468																																												
J	\$10,526																																												
L1	\$8,815																																												
L2	\$9,671																																												
<table border="1"> <thead> <tr> <th>Upholstery</th> <th colspan="3">Shipping</th> </tr> </thead> <tbody> <tr> <td>COM Ydg</td> <td>10</td> <td>Ctn Wt</td> <td>237</td> </tr> <tr> <td>COL Sq Ft</td> <td>230</td> <td>Cu Ft</td> <td>46</td> </tr> </tbody> </table>	Upholstery	Shipping			COM Ydg	10	Ctn Wt	237	COL Sq Ft	230	Cu Ft	46																																	
Upholstery	Shipping																																												
COM Ydg	10	Ctn Wt	237																																										
COL Sq Ft	230	Cu Ft	46																																										
Two Seat Low Back 	CTL2301W2CC · wood cap arms · 10" arm width · 30" individual seat width · 10" wide center console · COM based on single fabric · multiple fabrics, see pages CT6-CT8 for yardage requirements · artisan veneer available; specify and add \$251 list	<table border="1"> <thead> <tr> <th>Dimensions</th> <th>D</th> <th>W</th> <th>H</th> </tr> </thead> <tbody> <tr> <td>Overall</td> <td>32</td> <td>90</td> <td>30½</td> </tr> <tr> <td>Seat</td> <td>20</td> <td>60</td> <td>18</td> </tr> <tr> <td>Arm</td> <td></td> <td>10</td> <td>25</td> </tr> </tbody> </table>	Dimensions	D	W	H	Overall	32	90	30½	Seat	20	60	18	Arm		10	25	<table border="1"> <tbody> <tr><td>COM</td><td>\$6,145</td></tr> <tr><td>A</td><td>\$6,227</td></tr> <tr><td>B</td><td>\$6,390</td></tr> <tr><td>COL/C</td><td>\$6,675</td></tr> <tr><td>D</td><td>\$7,041</td></tr> <tr><td>E</td><td>\$7,352</td></tr> <tr><td>F</td><td>\$7,897</td></tr> <tr><td>G</td><td>\$8,480</td></tr> <tr><td>H</td><td>\$8,980</td></tr> <tr><td>I</td><td>\$9,873</td></tr> <tr><td>J</td><td>\$10,931</td></tr> <tr><td>L1</td><td>\$9,220</td></tr> <tr><td>L2</td><td>\$10,076</td></tr> </tbody> </table>	COM	\$6,145	A	\$6,227	B	\$6,390	COL/C	\$6,675	D	\$7,041	E	\$7,352	F	\$7,897	G	\$8,480	H	\$8,980	I	\$9,873	J	\$10,931	L1	\$9,220	L2	\$10,076
		Dimensions	D	W	H																																								
Overall	32	90	30½																																										
Seat	20	60	18																																										
Arm		10	25																																										
COM	\$6,145																																												
A	\$6,227																																												
B	\$6,390																																												
COL/C	\$6,675																																												
D	\$7,041																																												
E	\$7,352																																												
F	\$7,897																																												
G	\$8,480																																												
H	\$8,980																																												
I	\$9,873																																												
J	\$10,931																																												
L1	\$9,220																																												
L2	\$10,076																																												
<table border="1"> <thead> <tr> <th>Upholstery</th> <th colspan="3">Shipping</th> </tr> </thead> <tbody> <tr> <td>COM Ydg</td> <td>10</td> <td>Ctn Wt</td> <td>247</td> </tr> <tr> <td>COL Sq Ft</td> <td>230</td> <td>Cu Ft</td> <td>46</td> </tr> </tbody> </table>	Upholstery	Shipping			COM Ydg	10	Ctn Wt	247	COL Sq Ft	230	Cu Ft	46																																	
Upholstery	Shipping																																												
COM Ydg	10	Ctn Wt	247																																										
COL Sq Ft	230	Cu Ft	46																																										
Three Seat Low Back 	CTL3201 · armless · 20" individual seat width · COM based on single fabric · multiple fabrics, see pages CT6-CT8 for yardage requirements · artisan veneer available; specify and add \$135 list	<table border="1"> <thead> <tr> <th>Dimensions</th> <th>D</th> <th>W</th> <th>H</th> </tr> </thead> <tbody> <tr> <td>Overall</td> <td>32</td> <td>60</td> <td>30½</td> </tr> <tr> <td>Seat</td> <td>20</td> <td>60</td> <td>18</td> </tr> </tbody> </table>	Dimensions	D	W	H	Overall	32	60	30½	Seat	20	60	18	<table border="1"> <tbody> <tr><td>COM</td><td>\$4,921</td></tr> <tr><td>A</td><td>\$5,007</td></tr> <tr><td>B</td><td>\$5,178</td></tr> <tr><td>COL/C</td><td>\$5,477</td></tr> <tr><td>D</td><td>\$5,862</td></tr> <tr><td>E</td><td>\$6,188</td></tr> <tr><td>F</td><td>\$6,760</td></tr> <tr><td>G</td><td>\$7,373</td></tr> <tr><td>H</td><td>\$7,897</td></tr> <tr><td>I</td><td>\$8,835</td></tr> <tr><td>J</td><td>\$9,946</td></tr> <tr><td>L1</td><td>\$8,149</td></tr> <tr><td>L2</td><td>\$9,048</td></tr> </tbody> </table>	COM	\$4,921	A	\$5,007	B	\$5,178	COL/C	\$5,477	D	\$5,862	E	\$6,188	F	\$6,760	G	\$7,373	H	\$7,897	I	\$8,835	J	\$9,946	L1	\$8,149	L2	\$9,048				
		Dimensions	D	W	H																																								
Overall	32	60	30½																																										
Seat	20	60	18																																										
COM	\$4,921																																												
A	\$5,007																																												
B	\$5,178																																												
COL/C	\$5,477																																												
D	\$5,862																																												
E	\$6,188																																												
F	\$6,760																																												
G	\$7,373																																												
H	\$7,897																																												
I	\$8,835																																												
J	\$9,946																																												
L1	\$8,149																																												
L2	\$9,048																																												
<table border="1"> <thead> <tr> <th>Upholstery</th> <th colspan="3">Shipping</th> </tr> </thead> <tbody> <tr> <td>COM Ydg</td> <td>10½</td> <td>Ctn Wt</td> <td>141</td> </tr> <tr> <td>COL Sq Ft</td> <td>242</td> <td>Cu Ft</td> <td>31</td> </tr> </tbody> </table>	Upholstery	Shipping			COM Ydg	10½	Ctn Wt	141	COL Sq Ft	242	Cu Ft	31																																	
Upholstery	Shipping																																												
COM Ydg	10½	Ctn Wt	141																																										
COL Sq Ft	242	Cu Ft	31																																										

CONNECT

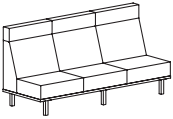
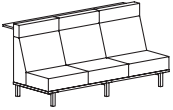
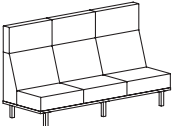
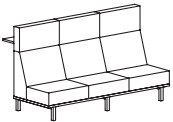
Description	1 Model	Specifications			List Price Per Grade	
Three Seat Low Back 	CTL3301 · armless · 30" individual seat width · COM based on single fabric · multiple fabrics, see pages CT6-CT8 for yardage requirements · artisan veneer available; specify and add \$135 list	Dimensions	D	W	H	COM \$5,355
		Overall	32	90	30½	A \$5,441
		Seat	20	90	18	B \$5,612
		Upholstery	Shipping			COL/C \$5,911
		COM Ydg	10½	Ctn Wt	206	D \$6,296
		COL Sq Ft	242	Cu Ft	46	E \$6,622
						F \$7,194
						G \$7,807
						H \$8,331
						I \$9,269
						J \$10,380
						L1 \$8,583
						L2 \$9,482
Three Seat Mid Back 	CTL3302 · armless · 30" individual seat width · COM based on single fabric · multiple fabrics, see pages CT6-CT8 for yardage requirements · artisan veneer available; specify and add \$135 list	Dimensions	D	W	H	COM \$5,990
		Overall	32	90	37½	A \$6,082
		Seat	20	90	18	B \$6,266
		Upholstery	Shipping			COL/C \$6,586
		COM Ydg	11¼	Ctn Wt	211	D \$6,998
		COL Sq Ft	259	Cu Ft	58	E \$7,348
						F \$7,961
						G \$8,617
						H \$9,179
						I \$10,184
						J \$11,374
						L1 \$9,457
						L2 \$10,422

To Order, Specify:

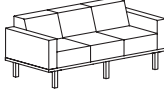
- 1 Model Number
- 2 Wood Finish [See Wood Finish Options](#)
- 3 Fabric Selection - vendor, pattern and color
 - A. Seat
 - B. Back
 - C. Arm
 - D. Headrest
 Visit www.jsifurniture.com/finishes-and-materials/textiles for our textiles program.
 See selection of standard and graded in manufacturers and patterns.
- 4 Metal Leg Color - [See Metal Leg Color Options](#)
- 5 Optional Wood Back Rail - available on any unit with two arms, specify and add \$202 list
- 6 Optional Power Center - Flush Mount (EC22) - Black (B) or White (W); \$613 list each, see page CT3 for location availability
- 7 Arm Cap - Wood (M) or Black 3D Laminate (B3L)
- 8 Optional Drink Holder(s) (DH) - add \$126 list each, indicate left or right arm
- 9 Optional Tablet Arm - indicate left (TBL) or right arm (TBR); essentials veneer add \$697 list, artisan veneer add \$726 list
- 10 Optional Coordinating Wood Grain Laminate Available - no upcharge. Finishes with an asterisk have a coordinating laminate available
- 11 Optional Rubber Cushion Nylon Glides - no upcharge
- 12 Product Options

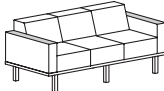
Specifications

- Wood Finishes - Essentials or Artisan.
- Seat has synthetic sheet webbing with cross strap reinforcement, 4 ¼" high density polyurethane foam.
- Back has high density polyurethane foam.
- Arms have ¾" thick top and ¼" thick side high density polyurethane foam.
- Plywood construction with locking tenons, glue and screws.
- Linking bracket included.
- Metal legs are 16 gauge steel tube with metal leveling glides.

Description	Model	Specifications	List Price Per Grade																																						
Three Seat High Back 	CTL3303 · armless · 30" individual seat width · 7" high headrest · COM based on single fabric · multiple fabrics, see pages CT6-CT8 for yardage requirements · artisan veneer available; specify and add \$135 list	<table border="1"> <thead> <tr> <th>Dimensions</th> <th>D</th> <th>W</th> <th>H</th> </tr> </thead> <tbody> <tr> <td>Overall</td> <td>32</td> <td>90</td> <td>44½</td> </tr> <tr> <td>Seat</td> <td>20</td> <td>90</td> <td>18</td> </tr> </tbody> </table>	Dimensions	D	W	H	Overall	32	90	44½	Seat	20	90	18	<table border="1"> <tbody> <tr><td>COM</td><td>\$6,593</td></tr> <tr><td>A</td><td>\$6,704</td></tr> <tr><td>B</td><td>\$6,924</td></tr> <tr><td>COL/C</td><td>\$7,308</td></tr> <tr><td>D</td><td>\$7,802</td></tr> <tr><td>E</td><td>\$8,222</td></tr> <tr><td>F</td><td>\$8,958</td></tr> <tr><td>G</td><td>\$9,746</td></tr> <tr><td>H</td><td>\$10,420</td></tr> <tr><td>I</td><td>\$11,626</td></tr> <tr><td>J</td><td>\$13,054</td></tr> <tr><td>L1</td><td>\$10,744</td></tr> <tr><td>L2</td><td>\$11,899</td></tr> </tbody> </table>	COM	\$6,593	A	\$6,704	B	\$6,924	COL/C	\$7,308	D	\$7,802	E	\$8,222	F	\$8,958	G	\$9,746	H	\$10,420	I	\$11,626	J	\$13,054	L1	\$10,744	L2	\$11,899
		Dimensions	D	W	H																																				
Overall	32	90	44½																																						
Seat	20	90	18																																						
COM	\$6,593																																								
A	\$6,704																																								
B	\$6,924																																								
COL/C	\$7,308																																								
D	\$7,802																																								
E	\$8,222																																								
F	\$8,958																																								
G	\$9,746																																								
H	\$10,420																																								
I	\$11,626																																								
J	\$13,054																																								
L1	\$10,744																																								
L2	\$11,899																																								
<table border="1"> <thead> <tr> <th>Upholstery</th> <th colspan="2">Shipping</th> </tr> </thead> <tbody> <tr> <td>COM Ydg</td> <td>13½</td> <td>Ctn Wt 226</td> </tr> <tr> <td>COL Sq Ft</td> <td>311</td> <td>Cu Ft 71</td> </tr> </tbody> </table>		Upholstery	Shipping		COM Ydg	13½	Ctn Wt 226	COL Sq Ft	311	Cu Ft 71																															
Upholstery	Shipping																																								
COM Ydg	13½	Ctn Wt 226																																							
COL Sq Ft	311	Cu Ft 71																																							
Three Seat High Back with Stand Up Surface 	CTL3304 · armless · stand up surface corner; specify square (S) no upcharge or rounded (R) add \$52 list · stand up surface · 30" individual seat width · 7" high headrest · 41¾" high stand up surface · COM based on single fabric · multiple fabrics, see pages CT6-CT8 for yardage requirements · artisan veneer available; specify and add \$135 list	<table border="1"> <thead> <tr> <th>Dimensions</th> <th>D</th> <th>W</th> <th>H</th> </tr> </thead> <tbody> <tr> <td>Overall</td> <td>42</td> <td>90</td> <td>44½</td> </tr> <tr> <td>Seat</td> <td>20</td> <td>90</td> <td>18</td> </tr> </tbody> </table>	Dimensions	D	W	H	Overall	42	90	44½	Seat	20	90	18	<table border="1"> <tbody> <tr><td>COM</td><td>\$8,510</td></tr> <tr><td>A</td><td>\$8,621</td></tr> <tr><td>B</td><td>\$8,841</td></tr> <tr><td>COL/C</td><td>\$9,225</td></tr> <tr><td>D</td><td>\$9,719</td></tr> <tr><td>E</td><td>\$10,139</td></tr> <tr><td>F</td><td>\$10,875</td></tr> <tr><td>G</td><td>\$11,663</td></tr> <tr><td>H</td><td>\$12,337</td></tr> <tr><td>I</td><td>\$13,543</td></tr> <tr><td>J</td><td>\$14,971</td></tr> <tr><td>L1</td><td>\$12,661</td></tr> <tr><td>L2</td><td>\$13,816</td></tr> </tbody> </table>	COM	\$8,510	A	\$8,621	B	\$8,841	COL/C	\$9,225	D	\$9,719	E	\$10,139	F	\$10,875	G	\$11,663	H	\$12,337	I	\$13,543	J	\$14,971	L1	\$12,661	L2	\$13,816
		Dimensions	D	W	H																																				
Overall	42	90	44½																																						
Seat	20	90	18																																						
COM	\$8,510																																								
A	\$8,621																																								
B	\$8,841																																								
COL/C	\$9,225																																								
D	\$9,719																																								
E	\$10,139																																								
F	\$10,875																																								
G	\$11,663																																								
H	\$12,337																																								
I	\$13,543																																								
J	\$14,971																																								
L1	\$12,661																																								
L2	\$13,816																																								
<table border="1"> <thead> <tr> <th>Upholstery</th> <th colspan="2">Shipping</th> </tr> </thead> <tbody> <tr> <td>COM Ydg</td> <td>13½</td> <td>Ctn Wt 277</td> </tr> <tr> <td>COL Sq Ft</td> <td>311</td> <td>Cu Ft 83</td> </tr> </tbody> </table>		Upholstery	Shipping		COM Ydg	13½	Ctn Wt 277	COL Sq Ft	311	Cu Ft 83																															
Upholstery	Shipping																																								
COM Ydg	13½	Ctn Wt 277																																							
COL Sq Ft	311	Cu Ft 83																																							
Three Seat Privacy Back 	CTL3305 · armless · 30" individual seat width · 14" high headrest · COM based on single fabric · multiple fabrics, see pages CT6-CT8 for yardage requirements · artisan veneer available; specify and add \$135 list	<table border="1"> <thead> <tr> <th>Dimensions</th> <th>D</th> <th>W</th> <th>H</th> </tr> </thead> <tbody> <tr> <td>Overall</td> <td>32</td> <td>90</td> <td>51½</td> </tr> <tr> <td>Seat</td> <td>20</td> <td>90</td> <td>18</td> </tr> </tbody> </table>	Dimensions	D	W	H	Overall	32	90	51½	Seat	20	90	18	<table border="1"> <tbody> <tr><td>COM</td><td>\$7,197</td></tr> <tr><td>A</td><td>\$7,320</td></tr> <tr><td>B</td><td>\$7,564</td></tr> <tr><td>COL/C</td><td>\$7,991</td></tr> <tr><td>D</td><td>\$8,540</td></tr> <tr><td>E</td><td>\$9,007</td></tr> <tr><td>F</td><td>\$9,824</td></tr> <tr><td>G</td><td>\$10,700</td></tr> <tr><td>H</td><td>\$11,449</td></tr> <tr><td>I</td><td>\$12,789</td></tr> <tr><td>J</td><td>\$14,375</td></tr> <tr><td>L1</td><td>\$11,809</td></tr> <tr><td>L2</td><td>\$13,093</td></tr> </tbody> </table>	COM	\$7,197	A	\$7,320	B	\$7,564	COL/C	\$7,991	D	\$8,540	E	\$9,007	F	\$9,824	G	\$10,700	H	\$11,449	I	\$12,789	J	\$14,375	L1	\$11,809	L2	\$13,093
		Dimensions	D	W	H																																				
Overall	32	90	51½																																						
Seat	20	90	18																																						
COM	\$7,197																																								
A	\$7,320																																								
B	\$7,564																																								
COL/C	\$7,991																																								
D	\$8,540																																								
E	\$9,007																																								
F	\$9,824																																								
G	\$10,700																																								
H	\$11,449																																								
I	\$12,789																																								
J	\$14,375																																								
L1	\$11,809																																								
L2	\$13,093																																								
<table border="1"> <thead> <tr> <th>Upholstery</th> <th colspan="2">Shipping</th> </tr> </thead> <tbody> <tr> <td>COM Ydg</td> <td>15</td> <td>Ctn Wt 232</td> </tr> <tr> <td>COL Sq Ft</td> <td>345</td> <td>Cu Ft 84</td> </tr> </tbody> </table>		Upholstery	Shipping		COM Ydg	15	Ctn Wt 232	COL Sq Ft	345	Cu Ft 84																															
Upholstery	Shipping																																								
COM Ydg	15	Ctn Wt 232																																							
COL Sq Ft	345	Cu Ft 84																																							
Three Seat Privacy Back with Stand Up Surface 	CTL3306 · armless · stand up surface corner; specify square (S) no upcharge or rounded (R) add \$52 list · 30" individual seat width · 14" high headrest · 41¾" high stand up surface · COM based on single fabric · multiple fabrics, see pages CT6-CT8 for yardage requirements · artisan veneer available; specify and add \$135 list	<table border="1"> <thead> <tr> <th>Dimensions</th> <th>D</th> <th>W</th> <th>H</th> </tr> </thead> <tbody> <tr> <td>Overall</td> <td>42</td> <td>90</td> <td>51½</td> </tr> <tr> <td>Seat</td> <td>20</td> <td>90</td> <td>18</td> </tr> </tbody> </table>	Dimensions	D	W	H	Overall	42	90	51½	Seat	20	90	18	<table border="1"> <tbody> <tr><td>COM</td><td>\$9,114</td></tr> <tr><td>A</td><td>\$9,237</td></tr> <tr><td>B</td><td>\$9,481</td></tr> <tr><td>COL/C</td><td>\$9,908</td></tr> <tr><td>D</td><td>\$10,457</td></tr> <tr><td>E</td><td>\$10,924</td></tr> <tr><td>F</td><td>\$11,741</td></tr> <tr><td>G</td><td>\$12,617</td></tr> <tr><td>H</td><td>\$13,366</td></tr> <tr><td>I</td><td>\$14,706</td></tr> <tr><td>J</td><td>\$16,292</td></tr> <tr><td>L1</td><td>\$13,726</td></tr> <tr><td>L2</td><td>\$15,010</td></tr> </tbody> </table>	COM	\$9,114	A	\$9,237	B	\$9,481	COL/C	\$9,908	D	\$10,457	E	\$10,924	F	\$11,741	G	\$12,617	H	\$13,366	I	\$14,706	J	\$16,292	L1	\$13,726	L2	\$15,010
		Dimensions	D	W	H																																				
Overall	42	90	51½																																						
Seat	20	90	18																																						
COM	\$9,114																																								
A	\$9,237																																								
B	\$9,481																																								
COL/C	\$9,908																																								
D	\$10,457																																								
E	\$10,924																																								
F	\$11,741																																								
G	\$12,617																																								
H	\$13,366																																								
I	\$14,706																																								
J	\$16,292																																								
L1	\$13,726																																								
L2	\$15,010																																								
<table border="1"> <thead> <tr> <th>Upholstery</th> <th colspan="2">Shipping</th> </tr> </thead> <tbody> <tr> <td>COM Ydg</td> <td>15</td> <td>Ctn Wt 283</td> </tr> <tr> <td>COL Sq Ft</td> <td>345</td> <td>Cu Ft 96</td> </tr> </tbody> </table>		Upholstery	Shipping		COM Ydg	15	Ctn Wt 283	COL Sq Ft	345	Cu Ft 96																															
Upholstery	Shipping																																								
COM Ydg	15	Ctn Wt 283																																							
COL Sq Ft	345	Cu Ft 96																																							

CONNECT

Description	1 Model	Specifications			List Price Per Grade	
Three Seat Low Back 	CTL3201U2 • upholstered arms • 5" arm width • 20" individual seat width • COM based on single fabric • multiple fabrics, see pages CT6-CT8 for yardage requirements • artisan veneer available; specify and add \$135 list	Dimensions	D	W	H	COM \$6,181
		Overall	32	70	30½	A \$6,292
		Seat	20	60	18	B \$6,512
		Arm		5	24½	COL/C \$6,896
		Upholstery	Shipping			D \$7,390
		COM Ydg	13½	Ctn Wt	175	E \$7,810
		COL Sq Ft	311	Cu Ft	36	F \$8,546
						G \$9,334
						H \$10,008
						I \$11,214
				J \$12,642		
				L1 \$10,332		
				L2 \$11,487		

Three Seat Low Back 	CTL3201W2 • wood cap arms • 5" arm width • 20" individual seat width • COM based on single fabric • multiple fabrics, see pages CT6-CT8 for yardage requirements • artisan veneer available; specify and add \$201 list	Dimensions	D	W	H	COM \$6,585
		Overall	32	70	30½	A \$6,696
		Seat	20	60	18	B \$6,916
		Arm		5	25	COL/C \$7,300
		Upholstery	Shipping			D \$7,794
		COM Ydg	13½	Ctn Wt	175	E \$8,214
		COL Sq Ft	311	Cu Ft	36	F \$8,950
						G \$9,738
						H \$10,412
						I \$11,618
				J \$13,046		
				L1 \$10,736		
				L2 \$11,891		

To Order, Specify:

- 1 Model Number
- 2 Wood Finish [See Wood Finish Options](#)
- 3 Laminate Color Selection (Stand Up Surface) [See Laminate Color Selection](#)
- 4 Surface Corners (Stand Up Surface) -
 Square (S), no upcharge or Rounded (R), add \$52 list
- 5 Fabric Selection - vendor, pattern and color
 A. Seat
 B. Back
 C. Arm
 D. Headrest
 Visit www.jsifurniture.com/finishes-and-materials/textiles for our textiles program.
 See selection of standard and graded in manufacturers and patterns.
- 6 Metal Leg Color - [See Metal Leg Color Options](#)
- 7 Optional Wood Back Rail - available on any unit with two arms, specify and add \$202 list
- 8 Optional Power Center - Flush Mount (EC22) - Black (B) or White (W); \$613 list each, see page CT3 for location availability
- 9 Arm Cap - Wood (M) or Black 3D Laminate (B3L)
 Optional Drink Holder(s) (DH) - add \$126 list each, indicate left or right arm
- 10 Optional Tablet Arm - indicate left (TBL) or right arm (TBR); essentials veneer add \$697 list, artisan veneer add \$726 list
- 11 Optional Coordinating Wood Grain Laminate Available - no upcharge. Finishes with an asterisk have a coordinating laminate available
- 12 Optional Rubber Cushion Nylon Glides - no upcharge

Specifications

- Wood Finishes - Essentials or Artisan.
- Seat has synthetic sheet webbing with cross strap reinforcement, 4 ¼" high density polyurethane foam.
- Back has high density polyurethane foam.
- Arms have ¾" thick top and ¼" thick side high density polyurethane foam.
- Plywood construction with locking tenons, glue and screws.
- Linking bracket included.
- Metal legs are 16 gauge steel tube with metal leveling glides.
- ¾" thick 10" deep laminate stand up surface with coordinating 3mm PVC edge supported by steel columns, 42" surface height.

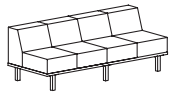
Description

Model

Specifications

List Price Per Grade

Four Seat Low Back



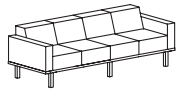
CTL4201

- armless
- 20" individual seat width
- COM based on single fabric
- multiple fabrics, see pages CT6-CT8 for yardage requirements
- artisan veneer available; specify and add \$135 list

Dimensions	D	W	H
Overall	32	80	30½
Seat	20	80	18
Upholstery		Shipping	
COM Ydg	14	Ctn Wt	194
COL Sq Ft	322	Cu Ft	41

COM	\$6,547
A	\$6,662
B	\$6,890
COL/C	\$7,288
D	\$7,801
E	\$8,237
F	\$8,999
G	\$9,816
H	\$10,515
I	\$11,766
J	\$13,247
L1	\$10,851
L2	\$12,050

Four Seat Low Back



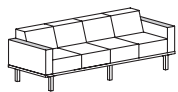
CTL4201U2

- upholstered arms
- 5" arm width
- 20" individual seat width
- COM based on single fabric
- multiple fabrics, see pages CT6-CT8 for yardage requirements
- artisan veneer available; specify and add \$135 list

Dimensions	D	W	H
Overall	32	90	30½
Seat	20	80	18
Arm		5	24½
Upholstery		Shipping	
COM Ydg	17	Ctn Wt	206
COL Sq Ft	391	Cu Ft	46

COM	\$7,829
A	\$7,968
B	\$8,245
COL/C	\$8,729
D	\$9,351
E	\$9,881
F	\$10,807
G	\$11,799
H	\$12,648
I	\$14,166
J	\$15,964
L1	\$13,055
L2	\$14,511

Four Seat Low Back



CTL4201W2

- wood cap arms
- 5" arm width
- 20" individual seat width
- COM based on single fabric
- multiple fabrics, see pages CT6-CT8 for yardage requirements
- artisan veneer available; specify and add \$201 list

Dimensions	D	W	H
Overall	32	90	30½
Seat	20	80	18
Arm		5	25
Upholstery		Shipping	
COM Ydg	17	Ctn Wt	216
COL Sq Ft	391	Cu Ft	46

COM	\$8,229
A	\$8,368
B	\$8,645
COL/C	\$9,129
D	\$9,751
E	\$10,281
F	\$11,207
G	\$12,199
H	\$13,048
I	\$14,566
J	\$16,364
L1	\$13,455
L2	\$14,911

Corner Seat Low Back



CTC20S1UC
center



CTC20S1UR
right



CTC20S1UL
left

CTC20S1UC







CTC20S1UR

CTC20S1UL

- armless
- 20" seat width
- COM based on single fabric
- multiple fabrics, see pages CT6-CT8 for yardage requirements
- artisan veneer available; specify and add \$135 list

Dimensions	D	W	H
Overall	32	32	30½
Seat	20	20	18
Upholstery		Shipping	
COM Ydg	4	Ctn Wt	90
COL Sq Ft	92	Cu Ft	17

COM	\$3,503
A	\$3,536
B	\$3,601
COL/C	\$3,715
D	\$3,862
E	\$3,986
F	\$4,204
G	\$4,437
H	\$4,637
I	\$4,994
J	\$5,418
L1	\$4,733
L2	\$5,076

Description	1 Model	Specifications	List Price Per Grade																								
Corner Seat Mid Back  CTC20S2UC center  CTC20S2UR right  CTC20S2UL left	CTC20S2UC CTC20S2UR CTC20S2UL <ul style="list-style-type: none"> armless 20" seat width COM based on single fabric multiple fabrics, see pages CT6-CT8 for yardage requirements artisan veneer available; specify and add \$135 list 	<table border="1"> <thead> <tr> <th>Dimensions</th> <th>D</th> <th>W</th> <th>H</th> </tr> </thead> <tbody> <tr> <td>Overall</td> <td>32</td> <td>32</td> <td>37½</td> </tr> <tr> <td>Seat</td> <td>20</td> <td>20</td> <td>18</td> </tr> <tr> <th colspan="2">Upholstery</th> <th colspan="2">Shipping</th> </tr> <tr> <td>COM Ydg</td> <td>4½</td> <td>Ctn Wt</td> <td>95</td> </tr> <tr> <td>COL Sq Ft</td> <td>104</td> <td>Cu Ft</td> <td>22</td> </tr> </tbody> </table>	Dimensions	D	W	H	Overall	32	32	37½	Seat	20	20	18	Upholstery		Shipping		COM Ydg	4½	Ctn Wt	95	COL Sq Ft	104	Cu Ft	22	COM \$3,624 A \$3,661 B \$3,735 COL/C \$3,863 D \$4,027 E \$4,167 F \$4,413 G \$4,675 H \$4,900 I \$5,302 J \$5,778 L1 \$5,008 L2 \$5,393
		Dimensions	D	W	H																						
Overall	32	32	37½																								
Seat	20	20	18																								
Upholstery		Shipping																									
COM Ydg	4½	Ctn Wt	95																								
COL Sq Ft	104	Cu Ft	22																								
Corner Seat High Back  CTC20S3UC center  CTC20S3UR right  CTC20S3UL left	CTC20S3UC CTC20S3UR CTC20S3UL <ul style="list-style-type: none"> armless 20" seat width 7" high headrest COM based on single fabric multiple fabrics, see pages CT6-CT8 for yardage requirements artisan veneer available; specify and add \$135 list 	<table border="1"> <thead> <tr> <th>Dimensions</th> <th>D</th> <th>W</th> <th>H</th> </tr> </thead> <tbody> <tr> <td>Overall</td> <td>32</td> <td>32</td> <td>44½</td> </tr> <tr> <td>Seat</td> <td>20</td> <td>20</td> <td>18</td> </tr> <tr> <th colspan="2">Upholstery</th> <th colspan="2">Shipping</th> </tr> <tr> <td>COM Ydg</td> <td>6¼</td> <td>Ctn Wt</td> <td>115</td> </tr> <tr> <td>COL Sq Ft</td> <td>144</td> <td>Cu Ft</td> <td>26</td> </tr> </tbody> </table>	Dimensions	D	W	H	Overall	32	32	44½	Seat	20	20	18	Upholstery		Shipping		COM Ydg	6¼	Ctn Wt	115	COL Sq Ft	144	Cu Ft	26	COM \$3,745 A \$3,797 B \$3,898 COL/C \$4,076 D \$4,305 E \$4,500 F \$4,840 G \$5,205 H \$5,517 I \$6,075 J \$6,736 L1 \$5,675 L2 \$6,212
		Dimensions	D	W	H																						
Overall	32	32	44½																								
Seat	20	20	18																								
Upholstery		Shipping																									
COM Ydg	6¼	Ctn Wt	115																								
COL Sq Ft	144	Cu Ft	26																								

To Order, Specify:

- 1 Model Number
- 2 Wood Finish [See Wood Finish Options](#)
- 3 Laminate Color Selection (Stand Up Surface) [See Laminate Color Selection](#)
- 4 Surface Corners (Stand Up Surface) - Square (S), no upcharge or Rounded (R), add \$52 list
- 5 Fabric Selection - vendor, pattern and color
 - A. Seat
 - B. Back
 - C. Arm
 - D. Headrest
 Visit www.jsifurniture.com/finishes-and-materials/textiles for our textiles program.
 See selection of standard and graded in manufacturers and patterns.
- 6 Metal Leg Color - [See Metal Leg Color Options](#)
- 7 Optional Wood Back Rail - available on any unit with two arms, specify and add \$202 list
- 8 Optional Power Center - Flush Mount (EC22) - Black (B) or White (W); \$613 list each, see page CT3 for location availability
- 9 Arm Cap - Wood (M) or Black 3D Laminate (B3L)
- 10 Optional Drink Holder(s) (DH) - add \$126 list each, indicate left or right arm
- 11 Optional Tablet Arm - indicate left (TBL) or right arm (TBR); essentials veneer add \$697 list, artisan veneer add \$726 list
- 11 Optional Coordinating Wood Grain Laminate Available - no upcharge. Finishes with an asterisk have a coordinating laminate available
- 12 Optional Rubber Cushion Nylon Glides - no upcharge

Specifications

- Wood Finishes - Essentials or Artisan.
- Seat has synthetic sheet webbing with cross strap reinforcement, 4 ¼" high density polyurethane foam.
- Back has high density polyurethane foam.
- Arms have ¾" thick top and ¼" thick side high density polyurethane foam.
- Plywood construction with locking tenons, glue and screws.
- Linking bracket included.
- Metal legs are 16 gauge steel tube with metal leveling glides.
- ¾" thick 10" deep laminate stand up surface with coordinating 3mm PVC edge supported by steel columns, 42" surface height.

Description

Model

Specifications

List Price Per Grade

Corner Seat High Back with Stand Up Surface



CTC20S4UC
center



CTC20S4UR
right



CTC20S4UL
left

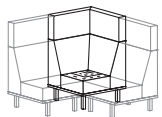
CTC20S4UC
CTC20S4UR
CTC20S4UL

- armless
- stand up surface corner; specify square (S) no upcharge or rounded (R) add \$98 list
- 20" seat width
- 7" high headrest
- 41 3/4" high stand up surface
- COM based on single fabric
- multiple fabrics, see pages CT6-CT8 for yardage requirements
- artisan veneer available; specify and add \$135 list

Dimensions	D	W	H
Overall	42	42	44 1/2
Seat	20	20	18
Upholstery		Shipping	
COM Ydg	6 1/4	Ctn Wt	153
COL Sq Ft	144	Cu Ft	38

COM	\$6,235
A	\$6,287
B	\$6,388
COL/C	\$6,566
D	\$6,795
E	\$6,990
F	\$7,330
G	\$7,695
H	\$8,007
I	\$8,565
J	\$9,226
L1	\$8,165
L2	\$8,702

Corner Seat Privacy Back



CTC20S5UC
center



CTC20S5UR
right



CTC20S5UL
left

CTC20S5UC
CTC20S5UR
CTC20S5UL

- armless
- 20" seat width
- 14" high headrest
- COM based on single fabric
- multiple fabrics, see pages CT6-CT8 for yardage requirements
- artisan veneer available; specify and add \$135 list

Dimensions	D	W	H
Overall	32	32	51 1/2
Seat	20	20	18
Upholstery		Shipping	
COM Ydg	7	Ctn Wt	125
COL Sq Ft	161	Cu Ft	31

COM	\$3,863
A	\$3,921
B	\$4,035
COL/C	\$4,234
D	\$4,490
E	\$4,708
F	\$5,089
G	\$5,498
H	\$5,847
I	\$6,473
J	\$7,213
L1	\$6,015
L2	\$6,615

Corner Seat Privacy Back with Stand Up Surface



CTC20S6UC
center



CTC20S6UR
right



CTC20S6UL
left

CTC20S6UC
CTC20S6UR
CTC20S6UL

- armless
- stand up surface corner; specify square (S) no upcharge or rounded (R) add \$98 list
- 20" seat width
- 14" high headrest
- 41 3/4" high stand up surface
- COM based on single fabric
- multiple fabrics, see pages CT6-CT8 for yardage requirements
- artisan veneer available; specify and add \$135 list

Dimensions	D	W	H
Overall	42	42	51 1/2
Seat	20	20	18
Upholstery		Shipping	
COM Ydg	7	Ctn Wt	163
COL Sq Ft	161	Cu Ft	43

COM	\$6,356
A	\$6,414
B	\$6,528
COL/C	\$6,727
D	\$6,983
E	\$7,201
F	\$7,582
G	\$7,991
H	\$8,340
I	\$8,966
J	\$9,706
L1	\$8,508
L2	\$9,108

Corner Table Mid Back



CTC20T2UC
center



CTC20T2UR
right



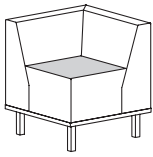
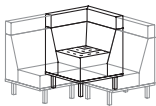


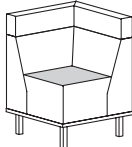
CTC20T2UL
left

CTC20T2UC
CTC20T2UR
CTC20T2UL

- upholstered top
- 23" table width
- table height is same as arm height
- COM based on single fabric
- multiple fabrics, see pages CT6-CT8 for yardage requirements
- artisan veneer available; specify and add \$135 list

Dimensions	D	W	H
Overall	32	32	37 1/2
Table	23	23	24 1/2
Upholstery		Shipping	
COM Ydg	4 3/4	Ctn Wt	115
COL Sq Ft	110	Cu Ft	22

COM	\$3,672
A	\$3,711
B	\$3,789
COL/C	\$3,924
D	\$4,098
E	\$4,246
F	\$4,504
G	\$4,782
H	\$5,019
I	\$5,443
J	\$5,945
L1	\$5,140
L2	\$5,549

Description	1 Model	Specifications	List Price Per Grade												
Corner Table Mid Back 	CTC20T2W • wood top • diagonal grain • 23" table width • table height is same as arm height • COM based on single fabric • multiple fabrics, see pages CT6-CT8 for yardage requirements • artisan veneer available; specify and add \$201 list	<table border="1"> <thead> <tr> <th>Dimensions</th> <th>D</th> <th>W</th> <th>H</th> </tr> </thead> <tbody> <tr> <td>Overall</td> <td>32</td> <td>32</td> <td>37½</td> </tr> <tr> <td>Table</td> <td>23</td> <td>23</td> <td>25</td> </tr> </tbody> </table>	Dimensions	D	W	H	Overall	32	32	37½	Table	23	23	25	COM \$3,912 A \$3,945 B \$4,010 COL/C \$4,124 D \$4,271 E \$4,395 F \$4,613 G \$4,846 H \$5,046 I \$5,403 J \$5,827 L1 \$5,142 L2 \$5,485
		Dimensions	D	W	H										
Overall	32	32	37½												
Table	23	23	25												
<table border="1"> <thead> <tr> <th>Upholstery</th> <th>Shipping</th> </tr> </thead> <tbody> <tr> <td>COM Ydg</td> <td>4 Ctn Wt 120</td> </tr> <tr> <td>COL Sq Ft</td> <td>92 Cu Ft 22</td> </tr> </tbody> </table>	Upholstery	Shipping	COM Ydg	4 Ctn Wt 120	COL Sq Ft	92 Cu Ft 22									
Upholstery	Shipping														
COM Ydg	4 Ctn Wt 120														
COL Sq Ft	92 Cu Ft 22														
Corner Table High Back  <p style="text-align: center;">CTC20T3UC center</p>  <p style="text-align: center;">CTC20T2UR right</p>  <p style="text-align: center;">CTC20T2UL left</p>	CTC20T3UC CTC20T3UR CTC20T3UL • upholstered top • 23" table width • table height is same as arm height • COM based on single fabric • multiple fabrics, see pages CT6-CT8 for yardage requirements • artisan veneer available; specify and add \$135 list	<table border="1"> <thead> <tr> <th>Dimensions</th> <th>D</th> <th>W</th> <th>H</th> </tr> </thead> <tbody> <tr> <td>Overall</td> <td>32</td> <td>32</td> <td>44½</td> </tr> <tr> <td>Table</td> <td>23</td> <td>23</td> <td>24½</td> </tr> </tbody> </table>	Dimensions	D	W	H	Overall	32	32	44½	Table	23	23	24½	COM \$3,794 A \$3,848 B \$3,953 COL/C \$4,138 D \$4,376 E \$4,579 F \$4,933 G \$5,312 H \$5,637 I \$6,217 J \$6,905 L1 \$5,793 L2 \$6,349
		Dimensions	D	W	H										
Overall	32	32	44½												
Table	23	23	24½												
<table border="1"> <thead> <tr> <th>Upholstery</th> <th>Shipping</th> </tr> </thead> <tbody> <tr> <td>COM Ydg</td> <td>6½ Ctn Wt 135</td> </tr> <tr> <td>COL Sq Ft</td> <td>150 Cu Ft 26</td> </tr> </tbody> </table>	Upholstery	Shipping	COM Ydg	6½ Ctn Wt 135	COL Sq Ft	150 Cu Ft 26									
Upholstery	Shipping														
COM Ydg	6½ Ctn Wt 135														
COL Sq Ft	150 Cu Ft 26														
Corner Table High Back 	CTC20T3W • wood top • diagonal grain • 23" table width • table height is same as arm height • COM based on single fabric • multiple fabrics, see pages CT6-CT8 for yardage requirements • artisan veneer available; specify and add \$201 list	<table border="1"> <thead> <tr> <th>Dimensions</th> <th>D</th> <th>W</th> <th>H</th> </tr> </thead> <tbody> <tr> <td>Overall</td> <td>32</td> <td>32</td> <td>44½</td> </tr> <tr> <td>Table</td> <td>23</td> <td>23</td> <td>25</td> </tr> </tbody> </table>	Dimensions	D	W	H	Overall	32	32	44½	Table	23	23	25	COM \$4,034 A \$4,082 B \$4,175 COL/C \$4,339 D \$4,549 E \$4,728 F \$5,041 G \$5,377 H \$5,664 I \$6,178 J \$6,786 L1 \$6,059 L2 \$6,615
		Dimensions	D	W	H										
Overall	32	32	44½												
Table	23	23	25												
<table border="1"> <thead> <tr> <th>Upholstery</th> <th>Shipping</th> </tr> </thead> <tbody> <tr> <td>COM Ydg</td> <td>5¾ Ctn Wt 140</td> </tr> <tr> <td>COL Sq Ft</td> <td>133 Cu Ft 26</td> </tr> </tbody> </table>	Upholstery	Shipping	COM Ydg	5¾ Ctn Wt 140	COL Sq Ft	133 Cu Ft 26									
Upholstery	Shipping														
COM Ydg	5¾ Ctn Wt 140														
COL Sq Ft	133 Cu Ft 26														

To Order, Specify:

- 1 Model Number
- 2 Wood Finish [See Wood Finish Options](#)
- 3 Laminate Color Selection (Stand Up Surface) [See Laminate Color Selection](#)
- 4 Surface Corners (Stand Up Surface) - Square (S), no upcharge or Rounded (R), add \$98 list
- 5 Fabric Selection - vendor, pattern and color
 - A. Seat
 - B. Back
 - C. Headrest
 Visit www.jsifurniture.com/finishes-and-materials/textiles for our textiles program. See selection of standard and graded in manufacturers and patterns.
- 6 Metal Leg Color - [See Metal Leg Color Options](#)
- 7 Optional Coordinating Wood Grain Laminate Available on Table Tops - no upcharge. Finishes with an asterisk have a coordinating laminate available
- 8 Optional Rubber Cushion Nylon Glides - no upcharge
- 9 Product Options

Specifications

- Wood Finishes - Essentials or Artisan.
- Seat has synthetic sheet webbing with cross strap reinforcement, 4 ¼" high density polyurethane foam.
- Back has high density polyurethane foam.
- Plywood construction with locking tenons, glue and screws.
- Linking bracket included.
- Metal legs are 16 gauge steel tube with metal leveling glides.
- ¾" thick 10" deep laminate stand up surface with coordinating 3mm PVC edge supported by steel columns, 42" surface height.

Description

Model

Specifications

List Price Per Grade

Corner Table High Back with Stand Up Surface

CTC20T4UC
CTC20T4UR
CTC20T4UL

Dimensions	D	W	H
Overall	42	42	44 1/2
Table	23	23	24 1/4
Upholstery		Shipping	
COM Ydg	6 1/2	Ctn Wt	173
COL Sq Ft	150	Cu Ft	38

COM	\$6,284
A	\$6,338
B	\$6,443
COL/C	\$6,628
D	\$6,866
E	\$7,069
F	\$7,423
G	\$7,802
H	\$8,127
I	\$8,707
J	\$9,395
L1	\$8,283
L2	\$8,839



CTC20T4UC
center



CTC20T4UR
right



CTC20T4UL
left

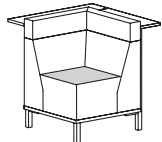
- upholstered top
- stand up surface corner; specify square (S) no upcharge or rounded (R) add \$98 list
- 23" table width
- 41 3/4" high stand up surface
- table height is same as arm height
- COM based on single fabric
- multiple fabrics, see pages CT6-CT8 for yardage requirements
- artisan veneer available; specify and add \$135 list

Corner Table High Back with Stand Up Surface

CTC20T4W

Dimensions	D	W	H
Overall	42	42	44 1/2
Table	23	23	25
Upholstery		Shipping	
COM Ydg	5 3/4	Ctn Wt	178
COL Sq Ft	133	Cu Ft	38

COM	\$6,526
A	\$6,574
B	\$6,667
COL/C	\$6,831
D	\$7,041
E	\$7,220
F	\$7,533
G	\$7,869
H	\$8,156
I	\$8,670
J	\$9,278
L1	\$8,302
L2	\$8,796



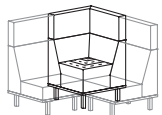
- wood top
- stand up surface corner; specify square (S) no upcharge or rounded (R) add \$98 list
- diagonal grain
- 23" table width
- 41 3/4" high stand up surface
- table height is same as arm height
- COM based on single fabric
- multiple fabrics, see pages CT6-CT8 for yardage requirements
- artisan veneer available; specify and add \$201 list

Corner Table Privacy Back

CTC20T5UC
CTC20T5UR
CTC20T5UL

Dimensions	D	W	H
Overall	32	32	51 1/2
Table	23	23	24 1/2
Upholstery		Shipping	
COM Ydg	7 1/4	Ctn Wt	148
COL Sq Ft	167	Cu Ft	31

COM	\$3,912
A	\$3,972
B	\$4,090
COL/C	\$4,296
D	\$4,562
E	\$4,787
F	\$5,182
G	\$5,605
H	\$5,967
I	\$6,615
J	\$7,382
L1	\$6,149
L2	\$6,772



CTC20T5UC
center



CTC20T5UR
right



CTC20T5UL
left

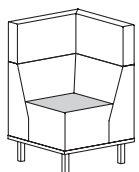
- upholstered top
- 23" table width
- table height is same as arm height
- COM based on single fabric
- multiple fabrics, see pages CT6-CT8 for yardage requirements
- artisan veneer available; specify and add \$135 list

Corner Table Privacy Back




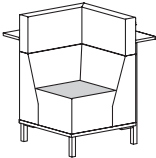
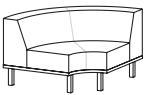
CTC20T5W

Dimensions	D	W	H
Overall	32	32	51 1/2
Table	23	23	25
Upholstery		Shipping	
COM Ydg	6 1/2	Ctn Wt	153
COL Sq Ft	150	Cu Ft	31

COM	\$4,154
A	\$4,208
B	\$4,313
COL/C	\$4,498
D	\$4,736
E	\$4,939
F	\$5,293
G	\$5,672
H	\$5,997
I	\$6,577
J	\$7,265
L1	\$6,153
L2	\$6,709



- wood top
- diagonal grain
- 23" table width
- table height is same as arm height
- COM based on single fabric
- multiple fabrics, see pages CT6-CT8 for yardage requirements
- artisan veneer available; specify and add \$201 list

Description	Model	Specifications	List Price Per Grade																								
Corner Table Privacy Back with Stand Up Surface  CTC20T6UC center  CTC20T6UR right  CTC20T6UL left	CTC20T6UC CTC20T6UR CTC20T6UL <ul style="list-style-type: none"> · upholstered top · stand up surface corner; specify square (S) no upcharge or rounded (R) add \$98 list · 23" table width · 41 ¾" high stand up surface · table height is same as arm height · COM based on single fabric 	<table border="1"> <thead> <tr> <th>Dimensions</th> <th>D</th> <th>W</th> <th>H</th> </tr> </thead> <tbody> <tr> <td>Overall</td> <td>42</td> <td>42</td> <td>51 ½</td> </tr> <tr> <td>Table</td> <td>23</td> <td>23</td> <td>24 ½</td> </tr> <tr> <th colspan="2">Upholstery</th> <th colspan="2">Shipping</th> </tr> <tr> <td>COM Ydg</td> <td>7 ¼</td> <td>Ctn Wt</td> <td>186</td> </tr> <tr> <td>COL Sq Ft</td> <td>167</td> <td>Cu Ft</td> <td>43</td> </tr> </tbody> </table>	Dimensions	D	W	H	Overall	42	42	51 ½	Table	23	23	24 ½	Upholstery		Shipping		COM Ydg	7 ¼	Ctn Wt	186	COL Sq Ft	167	Cu Ft	43	COM \$6,405 A \$6,465 B \$6,583 COL/C \$6,789 D \$7,055 E \$7,280 F \$7,675 G \$8,098 H \$8,460 I \$9,108 J \$9,875 L1 \$8,642 L2 \$9,265
		Dimensions	D	W	H																						
		Overall	42	42	51 ½																						
		Table	23	23	24 ½																						
Upholstery		Shipping																									
COM Ydg	7 ¼	Ctn Wt	186																								
COL Sq Ft	167	Cu Ft	43																								
Corner Table Privacy Back with Stand Up Surface 	CTC20T6W <ul style="list-style-type: none"> · wood top · stand up surface corner; specify square (S) no upcharge or rounded (R) add \$98 list · diagonal grain · 23" table width · 41 ¾" high stand up surface · table height is same as arm height · COM based on single fabric · multiple fabrics, see pages CT6-CT8 for yardage requirements · artisan veneer available; specify and add \$201 list 	<table border="1"> <thead> <tr> <th>Dimensions</th> <th>D</th> <th>W</th> <th>H</th> </tr> </thead> <tbody> <tr> <td>Overall</td> <td>42</td> <td>42</td> <td>51 ½</td> </tr> <tr> <td>Table</td> <td>23</td> <td>23</td> <td>25</td> </tr> <tr> <th colspan="2">Upholstery</th> <th colspan="2">Shipping</th> </tr> <tr> <td>COM Ydg</td> <td>6 ½</td> <td>Ctn Wt</td> <td>191</td> </tr> <tr> <td>COL Sq Ft</td> <td>150</td> <td>Cu Ft</td> <td>43</td> </tr> </tbody> </table>	Dimensions	D	W	H	Overall	42	42	51 ½	Table	23	23	25	Upholstery		Shipping		COM Ydg	6 ½	Ctn Wt	191	COL Sq Ft	150	Cu Ft	43	COM \$6,649 A \$6,703 B \$6,808 COL/C \$6,993 D \$7,231 E \$7,434 F \$7,788 G \$8,167 H \$8,492 I \$9,072 J \$9,760 L1 \$8,648 L2 \$9,204
		Dimensions	D	W	H																						
		Overall	42	42	51 ½																						
		Table	23	23	25																						
Upholstery		Shipping																									
COM Ydg	6 ½	Ctn Wt	191																								
COL Sq Ft	150	Cu Ft	43																								
90° Curved Seat Low Back 	CTI32121 <ul style="list-style-type: none"> · 12" inside radius · 44" outside radius · COM based on single fabric · multiple fabrics, see pages CT6-CT8 for yardage requirements · artisan veneer available; specify and add \$135 list 	<table border="1"> <thead> <tr> <th>Dimensions</th> <th>D</th> <th>W</th> <th>H</th> </tr> </thead> <tbody> <tr> <td>Overall</td> <td>32</td> <td></td> <td>30 ½</td> </tr> <tr> <td>Seat</td> <td>20</td> <td></td> <td>18</td> </tr> <tr> <th colspan="2">Upholstery</th> <th colspan="2">Shipping</th> </tr> <tr> <td>COM Ydg</td> <td>5 ½</td> <td>Ctn Wt</td> <td>105</td> </tr> <tr> <td>COL Sq Ft</td> <td>127</td> <td>Cu Ft</td> <td>36</td> </tr> </tbody> </table>	Dimensions	D	W	H	Overall	32		30 ½	Seat	20		18	Upholstery		Shipping		COM Ydg	5 ½	Ctn Wt	105	COL Sq Ft	127	Cu Ft	36	COM \$3,123 A \$3,168 B \$3,258 COL/C \$3,415 D \$3,616 E \$3,787 F \$4,087 G \$4,408 H \$4,682 I \$5,174 J \$5,755 L1 \$5,079 L2 \$5,616
		Dimensions	D	W	H																						
		Overall	32		30 ½																						
		Seat	20		18																						
Upholstery		Shipping																									
COM Ydg	5 ½	Ctn Wt	105																								
COL Sq Ft	127	Cu Ft	36																								

To Order, Specify:

- Model Number
- Wood Finish [See Wood Finish Options](#)
- Laminate Color Selection (Stand Up Surface) [See Laminate Color Selection](#)
- Surface Corners (Stand Up Surface) - Square (S), no upcharge or Rounded (R), add \$98 list
- Fabric Selection - vendor, pattern and color
 - A. Seat
 - B. Back
 - C. Headrest
 Visit www.jsifurniture.com/finishes-and-materials/textiles for our textiles program. See selection of standard and graded in manufacturers and patterns.
- Metal Leg Color - [See Metal Leg Color Options](#)
- Optional Coordinating Wood Grain Laminate Available on Table Tops - no upcharge. Finishes with an asterisk have a coordinating laminate available
- Optional Rubber Cushion Nylon Glides - no upcharge
- Product Options

Specifications

- Wood Finishes - Essentials or Artisan.
- Table has ¾" high density polyurethane foam.
- Seat has synthetic sheet webbing with cross strap reinforcement, 4 ½" high density foam.
- Back has high density polyurethane foam.
- Plywood construction with locking tenons, glue and screws.
- Linking bracket included.
- Metal legs are 16 gauge steel tube with metal leveling glides.
- ¾" thick 10" deep laminate stand up surface with coordinating 3mm PVC edge supported by steel columns, 42" surface height.

CONNECT

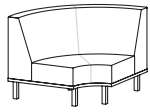
Description

① Model

Specifications

List Price Per Grade

90° Curved Seat Mid Back



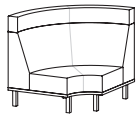
CTI32122

- 12" inside radius
- 44" outside radius
- COM based on single fabric
- multiple fabrics, see pages CT6-CT8 for yardage requirements
- artisan veneer available; specify and add \$135 list

Dimensions	D	W	H
Overall	32		37 1/2
Seat	20		18
Upholstery		Shipping	
COM Ydg	6 1/4	Ctn Wt	110
COL Sq Ft	144	Cu Ft	46

COM	\$3,364
A	\$3,416
B	\$3,517
COL/C	\$3,695
D	\$3,924
E	\$4,119
F	\$4,459
G	\$4,824
H	\$5,136
I	\$5,694
J	\$6,355
L1	\$5,589
L2	\$6,200

90° Curved Seat High Back



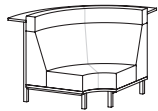
CTI32123

- 12" inside radius
- 44" outside radius
- 7" high headrest
- COM based on single fabric
- multiple fabrics, see pages CT6-CT8 for yardage requirements
- artisan veneer available; specify and add \$135 list

Dimensions	D	W	H
Overall	32		44 1/2
Seat	20		18
Upholstery		Shipping	
COM Ydg	8	Ctn Wt	130
COL Sq Ft	184	Cu Ft	56

COM	\$3,603
A	\$3,669
B	\$3,799
COL/C	\$4,027
D	\$4,320
E	\$4,569
F	\$5,004
G	\$5,471
H	\$5,871
I	\$6,585
J	\$7,432
L1	\$6,436
L2	\$7,214

90° Curved Seat High Back with Stand Up Surface



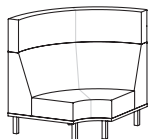
CTI32124

- 12" inside radius
- stand up surface corner; specify square (S) no upcharge or rounded (R) add \$52 list
- 44" outside radius
- 7" high headrest
- 41 3/4" high stand up surface
- COM based on single fabric
- multiple fabrics, see pages CT6-CT8 for yardage requirements
- power center not available
- artisan veneer available; specify and add \$135 list

Dimensions	D	W	H
Overall	42		44 1/2
Seat	20		18
Upholstery		Shipping	
COM Ydg	8	Ctn Wt	183
COL Sq Ft	184	Cu Ft	68

COM	\$5,024
A	\$5,090
B	\$5,220
COL/C	\$5,448
D	\$5,741
E	\$5,990
F	\$6,425
G	\$6,892
H	\$7,292
I	\$8,006
J	\$8,853
L1	\$7,857
L2	\$8,635

90° Curved Seat Privacy Back



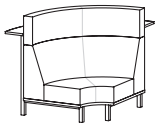


CTI32125

- 12" inside radius
- 44" outside radius
- 14" high headrest
- COM based on single fabric
- multiple fabrics, see pages CT6-CT8 for yardage requirements
- artisan veneer available; specify and add \$135 list

Dimensions	D	W	H
Overall	32		51 1/2
Seat	20		18
Upholstery		Shipping	
COM Ydg	9	Ctn Wt	135
COL Sq Ft	207	Cu Ft	66

COM	\$3,848
A	\$3,922
B	\$4,069
COL/C	\$4,325
D	\$4,654
E	\$4,934
F	\$5,425
G	\$5,950
H	\$6,399
I	\$7,203
J	\$8,155
L1	\$7,035
L2	\$7,911

CONNECT

Description	1 Model	Specifications	List Price Per Grade																																																		
90° Curved Seat Privacy Back with Stand Up Surface 	CTI32126 • 12" inside radius • stand up surface corner; specify square (S) no upcharge or rounded (R) add \$52 list • 44" outside radius • 14" high headrest • 41 3/4" high stand up surface • COM based on single fabric • multiple fabrics, see pages CT6-CT8 for yardage requirements • power center not available • artisan veneer available; specify and add \$135 list	<table border="1"> <thead> <tr> <th>Dimensions</th> <th>D</th> <th>W</th> <th>H</th> </tr> </thead> <tbody> <tr> <td>Overall</td> <td>42</td> <td></td> <td>51 1/2</td> </tr> <tr> <td>Seat</td> <td>20</td> <td></td> <td>18</td> </tr> <tr> <th colspan="2">Upholstery</th> <th colspan="2">Shipping</th> </tr> <tr> <td>COM Ydg</td> <td>9</td> <td>Ctn Wt</td> <td>188</td> </tr> <tr> <td>COL Sq Ft</td> <td>207</td> <td>Cu Ft</td> <td>78</td> </tr> </tbody> </table>	Dimensions	D	W	H	Overall	42		51 1/2	Seat	20		18	Upholstery		Shipping		COM Ydg	9	Ctn Wt	188	COL Sq Ft	207	Cu Ft	78	<table> <tr><td>COM</td><td>\$5,266</td></tr> <tr><td>A</td><td>\$5,340</td></tr> <tr><td>B</td><td>\$5,487</td></tr> <tr><td>COL/C</td><td>\$5,743</td></tr> <tr><td>D</td><td>\$6,072</td></tr> <tr><td>E</td><td>\$6,352</td></tr> <tr><td>F</td><td>\$6,843</td></tr> <tr><td>G</td><td>\$7,368</td></tr> <tr><td>H</td><td>\$7,817</td></tr> <tr><td>I</td><td>\$8,621</td></tr> <tr><td>J</td><td>\$9,573</td></tr> <tr><td>L1</td><td>\$8,453</td></tr> <tr><td>L2</td><td>\$9,329</td></tr> </table>	COM	\$5,266	A	\$5,340	B	\$5,487	COL/C	\$5,743	D	\$6,072	E	\$6,352	F	\$6,843	G	\$7,368	H	\$7,817	I	\$8,621	J	\$9,573	L1	\$8,453	L2	\$9,329
		Dimensions	D	W	H																																																
Overall	42		51 1/2																																																		
Seat	20		18																																																		
Upholstery		Shipping																																																			
COM Ydg	9	Ctn Wt	188																																																		
COL Sq Ft	207	Cu Ft	78																																																		
COM	\$5,266																																																				
A	\$5,340																																																				
B	\$5,487																																																				
COL/C	\$5,743																																																				
D	\$6,072																																																				
E	\$6,352																																																				
F	\$6,843																																																				
G	\$7,368																																																				
H	\$7,817																																																				
I	\$8,621																																																				
J	\$9,573																																																				
L1	\$8,453																																																				
L2	\$9,329																																																				
45° Curved Seat Low Back 	CTI32301 • 30" inside radius • 62" outside radius • COM based on single fabric • multiple fabrics, see pages CT6-CT8 for yardage requirements • artisan veneer available; specify and add \$135 list	<table border="1"> <thead> <tr> <th>Dimensions</th> <th>D</th> <th>W</th> <th>H</th> </tr> </thead> <tbody> <tr> <td>Overall</td> <td>32</td> <td></td> <td>30 1/2</td> </tr> <tr> <td>Seat</td> <td>20</td> <td></td> <td>18</td> </tr> <tr> <th colspan="2">Upholstery</th> <th colspan="2">Shipping</th> </tr> <tr> <td>COM Ydg</td> <td>4</td> <td>Ctn Wt</td> <td>95</td> </tr> <tr> <td>COL Sq Ft</td> <td>92</td> <td>Cu Ft</td> <td>27</td> </tr> </tbody> </table>	Dimensions	D	W	H	Overall	32		30 1/2	Seat	20		18	Upholstery		Shipping		COM Ydg	4	Ctn Wt	95	COL Sq Ft	92	Cu Ft	27	<table> <tr><td>COM</td><td>\$3,031</td></tr> <tr><td>A</td><td>\$3,064</td></tr> <tr><td>B</td><td>\$3,129</td></tr> <tr><td>COL/C</td><td>\$3,243</td></tr> <tr><td>D</td><td>\$3,390</td></tr> <tr><td>E</td><td>\$3,514</td></tr> <tr><td>F</td><td>\$3,732</td></tr> <tr><td>G</td><td>\$3,965</td></tr> <tr><td>H</td><td>\$4,165</td></tr> <tr><td>I</td><td>\$4,522</td></tr> <tr><td>J</td><td>\$4,946</td></tr> <tr><td>L1</td><td>\$4,448</td></tr> <tr><td>L2</td><td>\$4,837</td></tr> </table>	COM	\$3,031	A	\$3,064	B	\$3,129	COL/C	\$3,243	D	\$3,390	E	\$3,514	F	\$3,732	G	\$3,965	H	\$4,165	I	\$4,522	J	\$4,946	L1	\$4,448	L2	\$4,837
		Dimensions	D	W	H																																																
Overall	32		30 1/2																																																		
Seat	20		18																																																		
Upholstery		Shipping																																																			
COM Ydg	4	Ctn Wt	95																																																		
COL Sq Ft	92	Cu Ft	27																																																		
COM	\$3,031																																																				
A	\$3,064																																																				
B	\$3,129																																																				
COL/C	\$3,243																																																				
D	\$3,390																																																				
E	\$3,514																																																				
F	\$3,732																																																				
G	\$3,965																																																				
H	\$4,165																																																				
I	\$4,522																																																				
J	\$4,946																																																				
L1	\$4,448																																																				
L2	\$4,837																																																				
45° Curved Seat Mid Back 	CTI32302 • 30" inside radius • 62" outside radius • COM based on single fabric • multiple fabrics, see pages CT6-CT8 for yardage requirements • artisan veneer available; specify and add \$135 list	<table border="1"> <thead> <tr> <th>Dimensions</th> <th>D</th> <th>W</th> <th>H</th> </tr> </thead> <tbody> <tr> <td>Overall</td> <td>32</td> <td></td> <td>37 1/2</td> </tr> <tr> <td>Seat</td> <td>20</td> <td></td> <td>18</td> </tr> <tr> <th colspan="2">Upholstery</th> <th colspan="2">Shipping</th> </tr> <tr> <td>COM Ydg</td> <td>4 1/4</td> <td>Ctn Wt</td> <td>100</td> </tr> <tr> <td>COL Sq Ft</td> <td>98</td> <td>Cu Ft</td> <td>35</td> </tr> </tbody> </table>	Dimensions	D	W	H	Overall	32		37 1/2	Seat	20		18	Upholstery		Shipping		COM Ydg	4 1/4	Ctn Wt	100	COL Sq Ft	98	Cu Ft	35	<table> <tr><td>COM</td><td>\$3,271</td></tr> <tr><td>A</td><td>\$3,306</td></tr> <tr><td>B</td><td>\$3,375</td></tr> <tr><td>COL/C</td><td>\$3,496</td></tr> <tr><td>D</td><td>\$3,652</td></tr> <tr><td>E</td><td>\$3,784</td></tr> <tr><td>F</td><td>\$4,016</td></tr> <tr><td>G</td><td>\$4,264</td></tr> <tr><td>H</td><td>\$4,476</td></tr> <tr><td>I</td><td>\$4,856</td></tr> <tr><td>J</td><td>\$5,305</td></tr> <tr><td>L1</td><td>\$4,788</td></tr> <tr><td>L2</td><td>\$5,204</td></tr> </table>	COM	\$3,271	A	\$3,306	B	\$3,375	COL/C	\$3,496	D	\$3,652	E	\$3,784	F	\$4,016	G	\$4,264	H	\$4,476	I	\$4,856	J	\$5,305	L1	\$4,788	L2	\$5,204
		Dimensions	D	W	H																																																
Overall	32		37 1/2																																																		
Seat	20		18																																																		
Upholstery		Shipping																																																			
COM Ydg	4 1/4	Ctn Wt	100																																																		
COL Sq Ft	98	Cu Ft	35																																																		
COM	\$3,271																																																				
A	\$3,306																																																				
B	\$3,375																																																				
COL/C	\$3,496																																																				
D	\$3,652																																																				
E	\$3,784																																																				
F	\$4,016																																																				
G	\$4,264																																																				
H	\$4,476																																																				
I	\$4,856																																																				
J	\$5,305																																																				
L1	\$4,788																																																				
L2	\$5,204																																																				

To Order, Specify:

- 1 Model Number
- 2 Wood Finish [See Wood Finish Options](#)
- 3 Laminate Color Selection (Stand Up Surface) [See Laminate Color Selection](#)
- 4 Surface Corners (Stand Up Surface) - Square (S), no upcharge or Rounded (R), add \$98 list
- 5 Fabric Selection - vendor, pattern and color
 - A. Seat
 - B. Back
 - C. Headrest
 Visit www.jsifurniture.com/finishes-and-materials/textiles for our textiles program. See selection of standard and graded in manufacturers and patterns.
- 6 Metal Leg Color - [See Metal Leg Color Options](#)
- 7 Optional Coordinating Wood Grain Laminate Available on Table Tops - no upcharge. Finishes with an asterisk have a coordinating laminate available
- 8 Optional Rubber Cushion Nylon Glides - no upcharge
- 9 Product Options

Specifications

- Wood Finishes - Essentials or Artisan.
- Table has 3/4" high density polyurethane foam.
- Seat has synthetic sheet webbing with cross strap reinforcement, 4 1/2" high density foam.
- Back has high density polyurethane foam.
- Plywood construction with locking tenons, glue and screws.
- Linking bracket included.
- Metal legs are 16 gauge steel tube with metal leveling glides.
- 3/4" thick 10" deep laminate stand up surface with coordinating 3mm PVC edge supported by steel columns, 42" surface height.

CONNECT

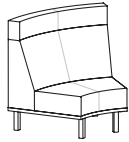
Description

① Model

Specifications

List Price Per Grade

45° Curved Seat High Back



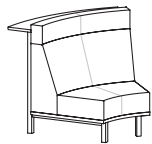
CTI32303

- 30" inside radius
- 62" outside radius
- 7" high headrest
- COM based on single fabric
- multiple fabrics, see pages CT6-CT8 for yardage requirements
- artisan veneer available; specify and add \$135 list

Dimensions	D	W	H
Overall	32		44½
Seat	20		18
Upholstery		Shipping	
COM Ydg	5¾	Ctn Wt	112
COL Sq Ft	133	Cu Ft	42

COM	\$3,513
A	\$3,561
B	\$3,654
COL/C	\$3,818
D	\$4,028
E	\$4,207
F	\$4,520
G	\$4,856
H	\$5,143
I	\$5,657
J	\$6,265
L1	\$5,553
L2	\$6,114

45° Curved Seat High Back with Stand Up Surface



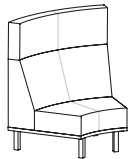
CTI32304

- 30" inside radius
- stand up surface corner; specify square (S) no upcharge or rounded (R) add \$52 list
- 62" outside radius
- 7" high headrest
- 41¾" high stand up surface
- COM based on single fabric
- multiple fabrics, see pages CT6-CT8 for yardage requirements
- artisan veneer available; specify and add \$135 list

Dimensions	D	W	H
Overall	42		44½
Seat	20		18
Upholstery		Shipping	
COM Ydg	5¾	Ctn Wt	150
COL Sq Ft	133	Cu Ft	54

COM	\$4,976
A	\$5,024
B	\$5,117
COL/C	\$5,281
D	\$5,491
E	\$5,670
F	\$5,983
G	\$6,319
H	\$6,606
I	\$7,120
J	\$7,728
L1	\$7,016
L2	\$7,577

45° Curved Seat Privacy Back



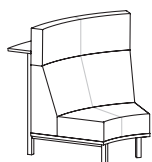
CTI32305

- 30" inside radius
- 62" outside radius
- 14" high headrest
- COM based on single fabric
- multiple fabrics, see pages CT6-CT8 for yardage requirements
- artisan veneer available; specify and add \$135 list

Dimensions	D	W	H
Overall	32		51½
Seat	20		18
Upholstery		Shipping	
COM Ydg	6¼	Ctn Wt	117
COL Sq Ft	144	Cu Ft	50

COM	\$3,756
A	\$3,808
B	\$3,909
COL/C	\$4,087
D	\$4,316
E	\$4,511
F	\$4,851
G	\$5,216
H	\$5,528
I	\$6,086
J	\$6,747
L1	\$5,981
L2	\$6,592

45° Curved Seat Privacy Back with Stand Up Surface



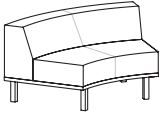


CTI32306

- 30" inside radius
- stand up surface corner; specify square (S) no upcharge or rounded (R) add \$52 list
- 62" outside radius
- 14" high headrest
- 41¾" high stand up surface
- COM based on single fabric
- multiple fabrics, see pages CT6-CT8 for yardage requirements
- artisan veneer available; specify and add \$135 list

Dimensions	D	W	H
Overall	42		51½
Seat	20		18
Upholstery		Shipping	
COM Ydg	6¼	Ctn Wt	155
COL Sq Ft	144	Cu Ft	62

COM	\$5,218
A	\$5,270
B	\$5,371
COL/C	\$5,549
D	\$5,778
E	\$5,973
F	\$6,313
G	\$6,678
H	\$6,990
I	\$7,548
J	\$8,209
L1	\$7,443
L2	\$8,054

CONNECT

Description	1 Model	Specifications	List Price Per Grade																																																		
45° Curved Seat Low Back 	CTI32451 • 45" inside radius • 77" outside radius • COM based on single fabric • multiple fabrics, see pages CT6-CT8 for yardage requirements • artisan veneer available; specify and add \$135 list	<table border="1"> <thead> <tr> <th>Dimensions</th> <th>D</th> <th>W</th> <th>H</th> </tr> </thead> <tbody> <tr> <td>Overall</td> <td>32</td> <td></td> <td>30½</td> </tr> <tr> <td>Seat</td> <td>20</td> <td></td> <td>18</td> </tr> <tr> <th colspan="2">Upholstery</th> <th colspan="2">Shipping</th> </tr> <tr> <td>COM Ydg</td> <td>5</td> <td>Ctn Wt</td> <td>110</td> </tr> <tr> <td>COL Sq Ft</td> <td>115</td> <td>Cu Ft</td> <td>34</td> </tr> </tbody> </table>	Dimensions	D	W	H	Overall	32		30½	Seat	20		18	Upholstery		Shipping		COM Ydg	5	Ctn Wt	110	COL Sq Ft	115	Cu Ft	34	<table> <tr><td>COM</td><td>\$3,090</td></tr> <tr><td>A</td><td>\$3,131</td></tr> <tr><td>B</td><td>\$3,213</td></tr> <tr><td>COL/C</td><td>\$3,355</td></tr> <tr><td>D</td><td>\$3,538</td></tr> <tr><td>E</td><td>\$3,694</td></tr> <tr><td>F</td><td>\$3,966</td></tr> <tr><td>G</td><td>\$4,258</td></tr> <tr><td>H</td><td>\$4,508</td></tr> <tr><td>I</td><td>\$4,954</td></tr> <tr><td>J</td><td>\$5,483</td></tr> <tr><td>L1</td><td>\$4,861</td></tr> <tr><td>L2</td><td>\$5,347</td></tr> </table>	COM	\$3,090	A	\$3,131	B	\$3,213	COL/C	\$3,355	D	\$3,538	E	\$3,694	F	\$3,966	G	\$4,258	H	\$4,508	I	\$4,954	J	\$5,483	L1	\$4,861	L2	\$5,347
		Dimensions	D	W	H																																																
Overall	32		30½																																																		
Seat	20		18																																																		
Upholstery		Shipping																																																			
COM Ydg	5	Ctn Wt	110																																																		
COL Sq Ft	115	Cu Ft	34																																																		
COM	\$3,090																																																				
A	\$3,131																																																				
B	\$3,213																																																				
COL/C	\$3,355																																																				
D	\$3,538																																																				
E	\$3,694																																																				
F	\$3,966																																																				
G	\$4,258																																																				
H	\$4,508																																																				
I	\$4,954																																																				
J	\$5,483																																																				
L1	\$4,861																																																				
L2	\$5,347																																																				
45° Curved Seat Mid Back 	CTI32452 • 45" inside radius • 77" outside radius • COM based on single fabric • multiple fabrics, see pages CT6-CT8 for yardage requirements • artisan veneer available; specify and add \$135 list	<table border="1"> <thead> <tr> <th>Dimensions</th> <th>D</th> <th>W</th> <th>H</th> </tr> </thead> <tbody> <tr> <td>Overall</td> <td>32</td> <td></td> <td>37½</td> </tr> <tr> <td>Seat</td> <td>20</td> <td></td> <td>18</td> </tr> <tr> <th colspan="2">Upholstery</th> <th colspan="2">Shipping</th> </tr> <tr> <td>COM Ydg</td> <td>5½</td> <td>Ctn Wt</td> <td>120</td> </tr> <tr> <td>COL Sq Ft</td> <td>127</td> <td>Cu Ft</td> <td>44</td> </tr> </tbody> </table>	Dimensions	D	W	H	Overall	32		37½	Seat	20		18	Upholstery		Shipping		COM Ydg	5½	Ctn Wt	120	COL Sq Ft	127	Cu Ft	44	<table> <tr><td>COM</td><td>\$3,333</td></tr> <tr><td>A</td><td>\$3,378</td></tr> <tr><td>B</td><td>\$3,468</td></tr> <tr><td>COL/C</td><td>\$3,625</td></tr> <tr><td>D</td><td>\$3,826</td></tr> <tr><td>E</td><td>\$3,997</td></tr> <tr><td>F</td><td>\$4,297</td></tr> <tr><td>G</td><td>\$4,618</td></tr> <tr><td>H</td><td>\$4,892</td></tr> <tr><td>I</td><td>\$5,384</td></tr> <tr><td>J</td><td>\$5,965</td></tr> <tr><td>L1</td><td>\$5,289</td></tr> <tr><td>L2</td><td>\$5,826</td></tr> </table>	COM	\$3,333	A	\$3,378	B	\$3,468	COL/C	\$3,625	D	\$3,826	E	\$3,997	F	\$4,297	G	\$4,618	H	\$4,892	I	\$5,384	J	\$5,965	L1	\$5,289	L2	\$5,826
		Dimensions	D	W	H																																																
Overall	32		37½																																																		
Seat	20		18																																																		
Upholstery		Shipping																																																			
COM Ydg	5½	Ctn Wt	120																																																		
COL Sq Ft	127	Cu Ft	44																																																		
COM	\$3,333																																																				
A	\$3,378																																																				
B	\$3,468																																																				
COL/C	\$3,625																																																				
D	\$3,826																																																				
E	\$3,997																																																				
F	\$4,297																																																				
G	\$4,618																																																				
H	\$4,892																																																				
I	\$5,384																																																				
J	\$5,965																																																				
L1	\$5,289																																																				
L2	\$5,826																																																				
45° Curved Seat High Back 	CTI32453 • 45" inside radius • 77" outside radius • 7" high headrest • COM based on single fabric • multiple fabrics, see pages CT6-CT8 for yardage requirements • artisan veneer available; specify and add \$135 list	<table border="1"> <thead> <tr> <th>Dimensions</th> <th>D</th> <th>W</th> <th>H</th> </tr> </thead> <tbody> <tr> <td>Overall</td> <td>32</td> <td></td> <td>44½</td> </tr> <tr> <td>Seat</td> <td>20</td> <td></td> <td>18</td> </tr> <tr> <th colspan="2">Upholstery</th> <th colspan="2">Shipping</th> </tr> <tr> <td>COM Ydg</td> <td>7¼</td> <td>Ctn Wt</td> <td>135</td> </tr> <tr> <td>COL Sq Ft</td> <td>167</td> <td>Cu Ft</td> <td>54</td> </tr> </tbody> </table>	Dimensions	D	W	H	Overall	32		44½	Seat	20		18	Upholstery		Shipping		COM Ydg	7¼	Ctn Wt	135	COL Sq Ft	167	Cu Ft	54	<table> <tr><td>COM</td><td>\$3,573</td></tr> <tr><td>A</td><td>\$3,633</td></tr> <tr><td>B</td><td>\$3,751</td></tr> <tr><td>COL/C</td><td>\$3,957</td></tr> <tr><td>D</td><td>\$4,223</td></tr> <tr><td>E</td><td>\$4,448</td></tr> <tr><td>F</td><td>\$4,843</td></tr> <tr><td>G</td><td>\$5,266</td></tr> <tr><td>H</td><td>\$5,628</td></tr> <tr><td>I</td><td>\$6,276</td></tr> <tr><td>J</td><td>\$7,043</td></tr> <tr><td>L1</td><td>\$6,152</td></tr> <tr><td>L2</td><td>\$6,861</td></tr> </table>	COM	\$3,573	A	\$3,633	B	\$3,751	COL/C	\$3,957	D	\$4,223	E	\$4,448	F	\$4,843	G	\$5,266	H	\$5,628	I	\$6,276	J	\$7,043	L1	\$6,152	L2	\$6,861
		Dimensions	D	W	H																																																
Overall	32		44½																																																		
Seat	20		18																																																		
Upholstery		Shipping																																																			
COM Ydg	7¼	Ctn Wt	135																																																		
COL Sq Ft	167	Cu Ft	54																																																		
COM	\$3,573																																																				
A	\$3,633																																																				
B	\$3,751																																																				
COL/C	\$3,957																																																				
D	\$4,223																																																				
E	\$4,448																																																				
F	\$4,843																																																				
G	\$5,266																																																				
H	\$5,628																																																				
I	\$6,276																																																				
J	\$7,043																																																				
L1	\$6,152																																																				
L2	\$6,861																																																				

To Order, Specify:

- 1 Model Number
- 2 Wood Finish [See Wood Finish Options](#)
- 3 Laminate Color Selection (Stand Up Surface) [See Laminate Color Selection](#)
- 4 Surface Corners (Stand Up Surface) - Square (S), no upcharge or Rounded (R), add \$52 list
- 5 Fabric Selection - vendor, pattern and color
 - A. Seat
 - B. Back
 - C. Headrest
 Visit www.jsifurniture.com/finishes-and-materials/textiles for our textiles program. See selection of standard and graded in manufacturers and patterns.
- 6 Metal Leg Color - [See Metal Leg Color Options](#)
- 7 Optional Power Center - Flush Mount (EC22) - Black (B) or White (W); \$613 list each, see page CT3 for location availability
- 8 Optional Rubber Cushion Nylon Glides - no upcharge
- 9 Product Options

Specifications

- Wood Finishes - Essentials or Artisan.
- Seat has synthetic sheet webbing with cross strap reinforcement, 4¼" high density polyurethane foam.
- Back has high density polyurethane foam.
- Plywood construction with locking tenons, glue and screws.
- Linking bracket included.
- Metal legs are 16 gauge steel tube with metal leveling glides.
- ¾" thick 10" deep laminate stand up surface with coordinating 3mm PVC edge supported by steel columns, 42" surface height.

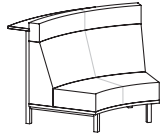
Description

Model

Specifications

List Price Per Grade

45° Curved Seat High Back with Stand Up Surface



CTI32454

- stand up surface corner; specify square (S) no upcharge or rounded (R) add \$52 list
- 77" outside radius
- 7" high headrest
- 41 3/4" high stand up surface
- COM based on single fabric
- multiple fabrics, see pages CT6-CT8 for yardage requirements
- artisan veneer available; specify and add \$135 list

Dimensions	D	W	H
Overall	42		44 1/2
Seat	20		18
Upholstery		Shipping	
COM Ydg	7 1/4	Ctn Wt	173
COL Sq Ft	167	Cu Ft	66

COM	\$5,749
A	\$5,809
B	\$5,927
COL/C	\$6,133
D	\$6,399
E	\$6,624
F	\$7,019
G	\$7,442
H	\$7,804
I	\$8,452
J	\$9,219
L1	\$8,328
L2	\$9,037

45° Curved Seat Privacy Back




CTI32455

- 45" inside radius
- 77" outside radius
- 14" high headrest
- COM based on single fabric
- multiple fabrics, see pages CT6-CT8 for yardage requirements
- artisan veneer available; specify and add \$135 list

Dimensions	D	W	H
Overall	32		51 1/2
Seat	20		18
Upholstery		Shipping	
COM Ydg	8 1/4	Ctn Wt	140
COL Sq Ft	190	Cu Ft	63

COM	\$3,815
A	\$3,883
B	\$4,017
COL/C	\$4,252
D	\$4,554
E	\$4,811
F	\$5,260
G	\$5,742
H	\$6,154
I	\$6,891
J	\$7,763
L1	\$6,748
L2	\$7,554

45° Curved Seat Privacy Back with Stand Up Surface



CTI32456

- 45" inside radius
- stand up surface corner; specify square (S) no upcharge or rounded (R) add \$52 list
- 77" outside radius
- 14" high headrest
- 41 3/4" high stand up surface
- COM based on single fabric
- multiple fabrics, see pages CT6-CT8 for yardage requirements
- artisan veneer available; specify and add \$135 list

Dimensions	D	W	H
Overall	42		51 1/2
Seat	20		18
Upholstery		Shipping	
COM Ydg	8 1/4	Ctn Wt	178
COL Sq Ft	190	Cu Ft	75

COM	\$5,990
A	\$6,058
B	\$6,192
COL/C	\$6,427
D	\$6,729
E	\$6,986
F	\$7,435
G	\$7,917
H	\$8,329
I	\$9,066
J	\$9,938
L1	\$8,923
L2	\$9,729

90° Curved Seat Low Back






CTO32121

- 12" outside radius
- 44" inside radius
- COM based on single fabric
- multiple fabrics, see pages CT6-CT8 for yardage requirements
- artisan veneer available; specify and add \$135 list

Dimensions	D	W	H
Overall	32		30 1/2
Seat	20		18
Upholstery		Shipping	
COM Ydg	3 3/4	Ctn Wt	98
COL Sq Ft	87	Cu Ft	36

COM	\$3,001
A	\$3,032
B	\$3,093
COL/C	\$3,200
D	\$3,337
E	\$3,454
F	\$3,658
G	\$3,877
H	\$4,064
I	\$4,399
J	\$4,796
L1	\$4,333
L2	\$4,699

Description	1 Model	Specifications	List Price Per Grade																										
 <p>90° Curved Seat Mid Back</p>	<p>CT032122</p> <ul style="list-style-type: none"> 12" outside radius 44" inside radius COM based on single fabric multiple fabrics, see pages CT6-CT8 for yardage requirements artisan veneer available; specify and add \$135 list 	<table border="1"> <thead> <tr> <th>Dimensions</th> <th>D</th> <th>W</th> <th>H</th> </tr> </thead> <tbody> <tr> <td>Overall</td> <td>32</td> <td></td> <td>37½</td> </tr> <tr> <td>Seat</td> <td>20</td> <td></td> <td>18</td> </tr> </tbody> </table>	Dimensions	D	W	H	Overall	32		37½	Seat	20		18	<table border="1"> <thead> <tr> <th colspan="2">Upholstery</th> <th colspan="2">Shipping</th> </tr> </thead> <tbody> <tr> <td>COM Ydg</td> <td>4 ¼</td> <td>Ctn Wt</td> <td>103</td> </tr> <tr> <td>COL Sq Ft</td> <td>98</td> <td>Cu Ft</td> <td>46</td> </tr> </tbody> </table>	Upholstery		Shipping		COM Ydg	4 ¼	Ctn Wt	103	COL Sq Ft	98	Cu Ft	46		
		Dimensions	D	W	H																								
Overall	32		37½																										
Seat	20		18																										
Upholstery		Shipping																											
COM Ydg	4 ¼	Ctn Wt	103																										
COL Sq Ft	98	Cu Ft	46																										
			<table border="1"> <tbody> <tr><td>COM</td><td>\$3,242</td></tr> <tr><td>A</td><td>\$3,277</td></tr> <tr><td>B</td><td>\$3,346</td></tr> <tr><td>COL/C</td><td>\$3,467</td></tr> <tr><td>D</td><td>\$3,623</td></tr> <tr><td>E</td><td>\$3,755</td></tr> <tr><td>F</td><td>\$3,987</td></tr> <tr><td>G</td><td>\$4,235</td></tr> <tr><td>H</td><td>\$4,447</td></tr> <tr><td>I</td><td>\$4,827</td></tr> <tr><td>J</td><td>\$5,276</td></tr> <tr><td>L1</td><td>\$4,759</td></tr> <tr><td>L2</td><td>\$5,175</td></tr> </tbody> </table>	COM	\$3,242	A	\$3,277	B	\$3,346	COL/C	\$3,467	D	\$3,623	E	\$3,755	F	\$3,987	G	\$4,235	H	\$4,447	I	\$4,827	J	\$5,276	L1	\$4,759	L2	\$5,175
COM	\$3,242																												
A	\$3,277																												
B	\$3,346																												
COL/C	\$3,467																												
D	\$3,623																												
E	\$3,755																												
F	\$3,987																												
G	\$4,235																												
H	\$4,447																												
I	\$4,827																												
J	\$5,276																												
L1	\$4,759																												
L2	\$5,175																												
 <p>90° Curved Seat High Back</p>	<p>CT032123</p> <ul style="list-style-type: none"> 12" outside radius 44" inside radius 7" high headrest COM based on single fabric multiple fabrics, see pages CT6-CT8 for yardage requirements artisan veneer available; specify and add \$135 list 	<table border="1"> <thead> <tr> <th>Dimensions</th> <th>D</th> <th>W</th> <th>H</th> </tr> </thead> <tbody> <tr> <td>Overall</td> <td>32</td> <td></td> <td>44½</td> </tr> <tr> <td>Seat</td> <td>20</td> <td></td> <td>18</td> </tr> </tbody> </table>	Dimensions	D	W	H	Overall	32		44½	Seat	20		18	<table border="1"> <thead> <tr> <th colspan="2">Upholstery</th> <th colspan="2">Shipping</th> </tr> </thead> <tbody> <tr> <td>COM Ydg</td> <td>5</td> <td>Ctn Wt</td> <td>110</td> </tr> <tr> <td>COL Sq Ft</td> <td>115</td> <td>Cu Ft</td> <td>56</td> </tr> </tbody> </table>	Upholstery		Shipping		COM Ydg	5	Ctn Wt	110	COL Sq Ft	115	Cu Ft	56		
		Dimensions	D	W	H																								
Overall	32		44½																										
Seat	20		18																										
Upholstery		Shipping																											
COM Ydg	5	Ctn Wt	110																										
COL Sq Ft	115	Cu Ft	56																										
			<table border="1"> <tbody> <tr><td>COM</td><td>\$3,482</td></tr> <tr><td>A</td><td>\$3,523</td></tr> <tr><td>B</td><td>\$3,605</td></tr> <tr><td>COL/C</td><td>\$3,747</td></tr> <tr><td>D</td><td>\$3,930</td></tr> <tr><td>E</td><td>\$4,086</td></tr> <tr><td>F</td><td>\$4,358</td></tr> <tr><td>G</td><td>\$4,650</td></tr> <tr><td>H</td><td>\$4,900</td></tr> <tr><td>I</td><td>\$5,346</td></tr> <tr><td>J</td><td>\$5,875</td></tr> <tr><td>L1</td><td>\$5,253</td></tr> <tr><td>L2</td><td>\$5,739</td></tr> </tbody> </table>	COM	\$3,482	A	\$3,523	B	\$3,605	COL/C	\$3,747	D	\$3,930	E	\$4,086	F	\$4,358	G	\$4,650	H	\$4,900	I	\$5,346	J	\$5,875	L1	\$5,253	L2	\$5,739
COM	\$3,482																												
A	\$3,523																												
B	\$3,605																												
COL/C	\$3,747																												
D	\$3,930																												
E	\$4,086																												
F	\$4,358																												
G	\$4,650																												
H	\$4,900																												
I	\$5,346																												
J	\$5,875																												
L1	\$5,253																												
L2	\$5,739																												
 <p>90° Curved Seat Privacy Back</p>	<p>CT032125</p> <ul style="list-style-type: none"> 12" outside radius 44" inside radius 14" high headrest COM based on single fabric multiple fabrics, see pages CT6-CT8 for yardage requirements artisan veneer available; specify and add \$135 list 	<table border="1"> <thead> <tr> <th>Dimensions</th> <th>D</th> <th>W</th> <th>H</th> </tr> </thead> <tbody> <tr> <td>Overall</td> <td>32</td> <td></td> <td>51½</td> </tr> <tr> <td>Seat</td> <td>20</td> <td></td> <td>18</td> </tr> </tbody> </table>	Dimensions	D	W	H	Overall	32		51½	Seat	20		18	<table border="1"> <thead> <tr> <th colspan="2">Upholstery</th> <th colspan="2">Shipping</th> </tr> </thead> <tbody> <tr> <td>COM Ydg</td> <td>5 ¼</td> <td>Ctn Wt</td> <td>115</td> </tr> <tr> <td>COL Sq Ft</td> <td>121</td> <td>Cu Ft</td> <td>66</td> </tr> </tbody> </table>	Upholstery		Shipping		COM Ydg	5 ¼	Ctn Wt	115	COL Sq Ft	121	Cu Ft	66		
		Dimensions	D	W	H																								
Overall	32		51½																										
Seat	20		18																										
Upholstery		Shipping																											
COM Ydg	5 ¼	Ctn Wt	115																										
COL Sq Ft	121	Cu Ft	66																										
			<table border="1"> <tbody> <tr><td>COM</td><td>\$3,724</td></tr> <tr><td>A</td><td>\$3,767</td></tr> <tr><td>B</td><td>\$3,853</td></tr> <tr><td>COL/C</td><td>\$4,002</td></tr> <tr><td>D</td><td>\$4,195</td></tr> <tr><td>E</td><td>\$4,358</td></tr> <tr><td>F</td><td>\$4,644</td></tr> <tr><td>G</td><td>\$4,950</td></tr> <tr><td>H</td><td>\$5,212</td></tr> <tr><td>I</td><td>\$5,681</td></tr> <tr><td>J</td><td>\$6,237</td></tr> <tr><td>L1</td><td>\$5,595</td></tr> <tr><td>L2</td><td>\$6,109</td></tr> </tbody> </table>	COM	\$3,724	A	\$3,767	B	\$3,853	COL/C	\$4,002	D	\$4,195	E	\$4,358	F	\$4,644	G	\$4,950	H	\$5,212	I	\$5,681	J	\$6,237	L1	\$5,595	L2	\$6,109
COM	\$3,724																												
A	\$3,767																												
B	\$3,853																												
COL/C	\$4,002																												
D	\$4,195																												
E	\$4,358																												
F	\$4,644																												
G	\$4,950																												
H	\$5,212																												
I	\$5,681																												
J	\$6,237																												
L1	\$5,595																												
L2	\$6,109																												

To Order, Specify:

- 1 Model Number
- 2 Wood Finish [See Wood Finish Options](#)
- 3 Laminate Color Selection (Stand Up Surface) [See Laminate Color Selection](#)
- 4 Surface Corners (Stand Up Surface) - Square (S), no upcharge or Rounded (R), add \$52 list
- 5 Fabric Selection - vendor, pattern and color
 - A. Seat
 - B. Back
 - C. Headrest

Visit www.jsifurniture.com/finishes-and-materials/textiles for our textiles program. See selection of standard and graded in manufacturers and patterns.
- 6 Metal Leg Color - [See Metal Leg Color Options](#)
- 7 Optional Power Center - Flush Mount (EC22) - Black (B) or White (W); \$613 list each, see page CT3 for location availability
- 8 Optional Rubber Cushion Nylon Glides - no upcharge
- 9 Product Options

Specifications

- Wood Finishes - Essentials or Artisan.
- Seat has synthetic sheet webbing with cross strap reinforcement, 4 ¼" high density polyurethane foam.
- Back has high density polyurethane foam.
- Plywood construction with locking tenons, glue and screws.
- Linking bracket included.
- Metal legs are 16 gauge steel tube with metal leveling glides.
- ¾" thick 10" deep laminate stand up surface with coordinating 3mm PVC edge supported by steel columns, 42" surface height.

CONNECT


Description

① Model

Specifications

List Price Per Grade

45° Curved Seat Low Back



CT032301

- 30" outside radius
- 62" inside radius
- COM based on single fabric
- multiple fabrics, see pages CT6-CT8 for yardage requirements
- artisan veneer available; specify and add \$135 list

Dimensions	D	W	H
Overall	32		30½
Seat	20		18
Upholstery		Shipping	
COM Ydg	3	Ctn Wt	90
COL Sq Ft	69	Cu Ft	27

COM	\$2,969
A	\$2,994
B	\$3,043
COL/C	\$3,128
D	\$3,238
E	\$3,331
F	\$3,495
G	\$3,670
H	\$3,820
I	\$4,088
J	\$4,405
L1	\$4,032
L2	\$4,324

45° Curved Seat Mid Back



CT032302

- 30" outside radius
- 62" inside radius
- COM based on single fabric
- multiple fabrics, see pages CT6-CT8 for yardage requirements
- artisan veneer available; specify and add \$135 list

Dimensions	D	W	H
Overall	32		37½
Seat	20		18
Upholstery		Shipping	
COM Ydg	3¼	Ctn Wt	95
COL Sq Ft	75	Cu Ft	35

COM	\$3,209
A	\$3,236
B	\$3,289
COL/C	\$3,381
D	\$3,500
E	\$3,602
F	\$3,779
G	\$3,968
H	\$4,131
I	\$4,421
J	\$4,765
L1	\$4,372
L2	\$4,691

45° Curved Seat High Back



CT032303

- 30" outside radius
- 62" inside radius
- 7" high headrest
- COM based on single fabric
- multiple fabrics, see pages CT6-CT8 for yardage requirements
- artisan veneer available; specify and add \$135 list

Dimensions	D	W	H
Overall	32		44½
Seat	20		18
Upholstery		Shipping	
COM Ydg	4	Ctn Wt	102
COL Sq Ft	92	Cu Ft	42

COM	\$3,453
A	\$3,486
B	\$3,551
COL/C	\$3,665
D	\$3,812
E	\$3,936
F	\$4,154
G	\$4,387
H	\$4,587
I	\$4,944
J	\$5,368
L1	\$4,870
L2	\$5,259

45° Curved Seat High Back




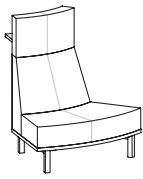

CT032304

- 30" outside radius
- 62" inside radius
- 7" high headrest
- 41¾" high stand up surface
- COM based on single fabric
- multiple fabrics, see pages CT6-CT8 for yardage requirements
- artisan veneer available; specify and add \$135 list

Dimensions	D	W	H
Overall	42		44½
Seat	20		18
Upholstery		Shipping	
COM Ydg	4	Ctn Wt	132
COL Sq Ft	92	Cu Ft	52

COM	\$4,775
A	\$4,808
B	\$4,873
COL/C	\$4,987
D	\$5,134
E	\$5,258
F	\$5,476
G	\$5,709
H	\$5,909
I	\$6,266
J	\$6,690
L1	\$6,192
L2	\$6,581

CONNECT

Description	1 Model	Specifications	List Price Per Grade																																								
45° Curved Seat Privacy Back 	CT032305 • 30" outside radius • 62" inside radius • 14" high headrest • COM based on single fabric • multiple fabrics, see pages CT6-CT8 for yardage requirements • artisan veneer available; specify and add \$135 list	<table border="1"> <thead> <tr> <th>Dimensions</th> <th>D</th> <th>W</th> <th>H</th> </tr> </thead> <tbody> <tr> <td>Overall</td> <td>32</td> <td></td> <td>51 1/2</td> </tr> <tr> <td>Seat</td> <td>20</td> <td></td> <td>18</td> </tr> </tbody> </table>	Dimensions	D	W	H	Overall	32		51 1/2	Seat	20		18	<table border="1"> <thead> <tr> <th colspan="2">List Price Per Grade</th> </tr> </thead> <tbody> <tr> <td>COM</td> <td>\$3,693</td> </tr> <tr> <td>A</td> <td>\$3,728</td> </tr> <tr> <td>B</td> <td>\$3,797</td> </tr> <tr> <td>COL/C</td> <td>\$3,918</td> </tr> <tr> <td>D</td> <td>\$4,074</td> </tr> <tr> <td>E</td> <td>\$4,206</td> </tr> <tr> <td>F</td> <td>\$4,438</td> </tr> <tr> <td>G</td> <td>\$4,686</td> </tr> <tr> <td>H</td> <td>\$4,898</td> </tr> <tr> <td>I</td> <td>\$5,278</td> </tr> <tr> <td>J</td> <td>\$5,727</td> </tr> <tr> <td>L1</td> <td>\$5,210</td> </tr> <tr> <td>L2</td> <td>\$5,626</td> </tr> </tbody> </table>	List Price Per Grade		COM	\$3,693	A	\$3,728	B	\$3,797	COL/C	\$3,918	D	\$4,074	E	\$4,206	F	\$4,438	G	\$4,686	H	\$4,898	I	\$5,278	J	\$5,727	L1	\$5,210	L2	\$5,626
		Dimensions	D	W	H																																						
Overall	32		51 1/2																																								
Seat	20		18																																								
List Price Per Grade																																											
COM	\$3,693																																										
A	\$3,728																																										
B	\$3,797																																										
COL/C	\$3,918																																										
D	\$4,074																																										
E	\$4,206																																										
F	\$4,438																																										
G	\$4,686																																										
H	\$4,898																																										
I	\$5,278																																										
J	\$5,727																																										
L1	\$5,210																																										
L2	\$5,626																																										
<table border="1"> <thead> <tr> <th>Upholstery</th> <th colspan="2">Shipping</th> </tr> </thead> <tbody> <tr> <td>COM Ydg</td> <td>4 1/4</td> <td>Ctn Wt 107</td> </tr> <tr> <td>COL Sq Ft</td> <td>98</td> <td>Cu Ft 50</td> </tr> </tbody> </table>	Upholstery	Shipping		COM Ydg	4 1/4	Ctn Wt 107	COL Sq Ft	98	Cu Ft 50																																		
Upholstery	Shipping																																										
COM Ydg	4 1/4	Ctn Wt 107																																									
COL Sq Ft	98	Cu Ft 50																																									
45° Curved Seat Privacy Back with Stand Up Surface 	CT032306 • 30" outside radius • stand up surface corner; specify square (S) no upcharge or rounded (R) add \$52 list • 62" inside radius • 14" high headrest • 41 3/4" high stand up surface • COM based on single fabric • multiple fabrics, see pages CT6-CT8 for yardage requirements • artisan veneer available; specify and add \$135 list	<table border="1"> <thead> <tr> <th>Dimensions</th> <th>D</th> <th>W</th> <th>H</th> </tr> </thead> <tbody> <tr> <td>Overall</td> <td>42</td> <td></td> <td>51 1/2</td> </tr> <tr> <td>Seat</td> <td>20</td> <td></td> <td>18</td> </tr> </tbody> </table>	Dimensions	D	W	H	Overall	42		51 1/2	Seat	20		18	<table border="1"> <thead> <tr> <th colspan="2">List Price Per Grade</th> </tr> </thead> <tbody> <tr> <td>COM</td> <td>\$5,015</td> </tr> <tr> <td>A</td> <td>\$5,050</td> </tr> <tr> <td>B</td> <td>\$5,119</td> </tr> <tr> <td>COL/C</td> <td>\$5,240</td> </tr> <tr> <td>D</td> <td>\$5,396</td> </tr> <tr> <td>E</td> <td>\$5,528</td> </tr> <tr> <td>F</td> <td>\$5,760</td> </tr> <tr> <td>G</td> <td>\$6,008</td> </tr> <tr> <td>H</td> <td>\$6,220</td> </tr> <tr> <td>I</td> <td>\$6,600</td> </tr> <tr> <td>J</td> <td>\$7,049</td> </tr> <tr> <td>L1</td> <td>\$6,532</td> </tr> <tr> <td>L2</td> <td>\$6,948</td> </tr> </tbody> </table>	List Price Per Grade		COM	\$5,015	A	\$5,050	B	\$5,119	COL/C	\$5,240	D	\$5,396	E	\$5,528	F	\$5,760	G	\$6,008	H	\$6,220	I	\$6,600	J	\$7,049	L1	\$6,532	L2	\$6,948
		Dimensions	D	W	H																																						
Overall	42		51 1/2																																								
Seat	20		18																																								
List Price Per Grade																																											
COM	\$5,015																																										
A	\$5,050																																										
B	\$5,119																																										
COL/C	\$5,240																																										
D	\$5,396																																										
E	\$5,528																																										
F	\$5,760																																										
G	\$6,008																																										
H	\$6,220																																										
I	\$6,600																																										
J	\$7,049																																										
L1	\$6,532																																										
L2	\$6,948																																										
<table border="1"> <thead> <tr> <th>Upholstery</th> <th colspan="2">Shipping</th> </tr> </thead> <tbody> <tr> <td>COM Ydg</td> <td>4 1/4</td> <td>Ctn Wt 137</td> </tr> <tr> <td>COL Sq Ft</td> <td>98</td> <td>Cu Ft 60</td> </tr> </tbody> </table>	Upholstery	Shipping		COM Ydg	4 1/4	Ctn Wt 137	COL Sq Ft	98	Cu Ft 60																																		
Upholstery	Shipping																																										
COM Ydg	4 1/4	Ctn Wt 137																																									
COL Sq Ft	98	Cu Ft 60																																									
45° Curved Seat Low Back 	CT032451 • 45" outside radius • 77" inside radius • COM based on single fabric • multiple fabrics, see pages CT6-CT8 for yardage requirements • artisan veneer available; specify and add \$135 list	<table border="1"> <thead> <tr> <th>Dimensions</th> <th>D</th> <th>W</th> <th>H</th> </tr> </thead> <tbody> <tr> <td>Overall</td> <td>32</td> <td></td> <td>30 1/2</td> </tr> <tr> <td>Seat</td> <td>20</td> <td></td> <td>18</td> </tr> </tbody> </table>	Dimensions	D	W	H	Overall	32		30 1/2	Seat	20		18	<table border="1"> <thead> <tr> <th colspan="2">List Price Per Grade</th> </tr> </thead> <tbody> <tr> <td>COM</td> <td>\$3,031</td> </tr> <tr> <td>A</td> <td>\$3,064</td> </tr> <tr> <td>B</td> <td>\$3,129</td> </tr> <tr> <td>COL/C</td> <td>\$3,243</td> </tr> <tr> <td>D</td> <td>\$3,390</td> </tr> <tr> <td>E</td> <td>\$3,514</td> </tr> <tr> <td>F</td> <td>\$3,732</td> </tr> <tr> <td>G</td> <td>\$3,965</td> </tr> <tr> <td>H</td> <td>\$4,165</td> </tr> <tr> <td>I</td> <td>\$4,522</td> </tr> <tr> <td>J</td> <td>\$4,946</td> </tr> <tr> <td>L1</td> <td>\$4,448</td> </tr> <tr> <td>L2</td> <td>\$4,837</td> </tr> </tbody> </table>	List Price Per Grade		COM	\$3,031	A	\$3,064	B	\$3,129	COL/C	\$3,243	D	\$3,390	E	\$3,514	F	\$3,732	G	\$3,965	H	\$4,165	I	\$4,522	J	\$4,946	L1	\$4,448	L2	\$4,837
		Dimensions	D	W	H																																						
Overall	32		30 1/2																																								
Seat	20		18																																								
List Price Per Grade																																											
COM	\$3,031																																										
A	\$3,064																																										
B	\$3,129																																										
COL/C	\$3,243																																										
D	\$3,390																																										
E	\$3,514																																										
F	\$3,732																																										
G	\$3,965																																										
H	\$4,165																																										
I	\$4,522																																										
J	\$4,946																																										
L1	\$4,448																																										
L2	\$4,837																																										
<table border="1"> <thead> <tr> <th>Upholstery</th> <th colspan="2">Shipping</th> </tr> </thead> <tbody> <tr> <td>COM Ydg</td> <td>4</td> <td>Ctn Wt 101</td> </tr> <tr> <td>COL Sq Ft</td> <td>92</td> <td>Cu Ft 34</td> </tr> </tbody> </table>	Upholstery	Shipping		COM Ydg	4	Ctn Wt 101	COL Sq Ft	92	Cu Ft 34																																		
Upholstery	Shipping																																										
COM Ydg	4	Ctn Wt 101																																									
COL Sq Ft	92	Cu Ft 34																																									

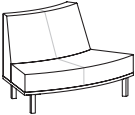


To Order, Specify:

- 1 Model Number
- 2 Wood Finish [See Wood Finish Options](#)
- 3 Laminate Color Selection (Stand Up Surface) [See Laminate Color Selection](#)
- 4 Surface Corners (Stand Up Surface) - Square (S), no upcharge or Rounded (R), add \$52 list
- 5 Fabric Selection - vendor, pattern and color
 - A. Seat
 - B. Back
 - C. Headrest
 Visit www.jsifurniture.com/finishes-and-materials/textiles for our textiles program. See selection of standard and graded in manufacturers and patterns.
- 6 Metal Leg Color - [See Metal Leg Color Options](#)
- 7 Optional Power Center - Flush Mount (EC22) - Black (B) or White (W); \$613 list each, see page CT3 for location availability
- 8 Optional Rubber Cushion Nylon Glides - no upcharge
- 9 Product Options



Specifications

- Wood Finishes - Essentials or Artisan.
- Seat has synthetic sheet webbing with cross strap reinforcement, 4 1/4" high density polyurethane foam.
- Back has high density polyurethane foam.
- Plywood construction with locking tenons, glue and screws.
- Linking bracket included.
- Metal legs are 16 gauge steel tube with metal leveling glides.
- 3/4" thick 10" deep laminate stand up surface with coordinating 3mm PVC edge supported by steel columns, 42" surface height.

CONNECT

Description	① Model	Specifications				List Price Per Grade		
45° Curved Seat Mid Back 	CT032452 · 45" outside radius · 77" inside radius · COM based on single fabric · multiple fabrics, see pages CT6-CT8 for yardage requirements · artisan veneer available; specify and add \$135 list	Dimensions		D	W	H	COM \$3,271	
		Overall		32		37 1/2		A \$3,308
		Seat		20		18		B \$3,382
		Upholstery		Shipping				COL/C \$3,510
		COM Ydg	4 1/2	Ctn Wt	106		D \$3,674	
		COL Sq Ft	104	Cu Ft	44		E \$3,814	
							F \$4,060	
							G \$4,322	
							H \$4,547	
							I \$4,949	
							J \$5,425	
							L1 \$4,670	
							L2 \$5,059	
45° Curved Seat High Back 	CT032453 · 45" outside radius · 77" inside radius · 7" high headrest · COM based on single fabric · multiple fabrics, see pages CT6-CT8 for yardage requirements · artisan veneer available; specify and add \$135 list	Dimensions		D	W	H	COM \$3,513	
		Overall		32		44 1/2		A \$3,558
		Seat		20		18		B \$3,648
		Upholstery		Shipping				COL/C \$3,805
		COM Ydg	5 1/2	Ctn Wt	113		D \$4,006	
		COL Sq Ft	127	Cu Ft	54		E \$4,177	
							F \$4,477	
							G \$4,798	
							H \$5,072	
							I \$5,564	
							J \$6,145	
							L1 \$5,469	
							L2 \$6,006	
45° Curved Seat High Back with Stand Up Surface 	CT032454 · 45" outside radius · stand up surface corner; specify square (S) no upcharge or rounded (R) add \$52 list · 77" inside radius · 7" high headrest · 41 3/4" high stand up surface · COM based on single fabric · multiple fabrics, see pages CT6-CT8 for yardage requirements · artisan veneer available; specify and add \$135 list	Dimensions		D	W	H	COM \$4,867	
		Overall		42		44 1/2		A \$4,912
		Seat		20		18		B \$5,002
		Upholstery		Shipping				COL/C \$5,159
		COM Ydg	5 1/2	Ctn Wt	143		D \$5,360	
		COL Sq Ft	127	Cu Ft	64		E \$5,531	
							F \$5,831	
							G \$6,152	
							H \$6,426	
							I \$6,918	
							J \$7,499	
							L1 \$6,823	
							L2 \$7,360	

CONNECT

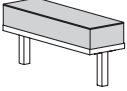
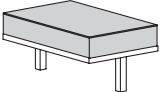
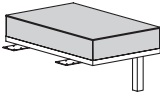
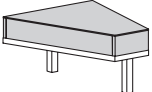
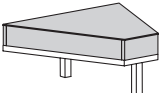
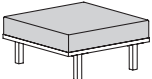
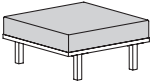
Description	① Model	Specifications	List Price Per Grade																																						
45° Curved Seat Privacy Back 	CT032455 • 45" outside radius • 77" inside radius • 14" high headrest • COM based on single fabric • multiple fabrics, see pages CT6-CT8 for yardage requirements • artisan veneer available; specify and add \$135 list	<table border="1"> <thead> <tr> <th>Dimensions</th> <th>D</th> <th>W</th> <th>H</th> </tr> </thead> <tbody> <tr> <td>Overall</td> <td>32</td> <td></td> <td>51 1/2</td> </tr> <tr> <td>Seat</td> <td>20</td> <td></td> <td>18</td> </tr> </tbody> </table>	Dimensions	D	W	H	Overall	32		51 1/2	Seat	20		18	<table border="1"> <tbody> <tr> <td>COM</td> <td>\$3,756</td> </tr> <tr> <td>A</td> <td>\$3,806</td> </tr> <tr> <td>B</td> <td>\$3,903</td> </tr> <tr> <td>COL/C</td> <td>\$4,074</td> </tr> <tr> <td>D</td> <td>\$4,294</td> </tr> <tr> <td>E</td> <td>\$4,480</td> </tr> <tr> <td>F</td> <td>\$4,807</td> </tr> <tr> <td>G</td> <td>\$5,157</td> </tr> <tr> <td>H</td> <td>\$5,457</td> </tr> <tr> <td>I</td> <td>\$5,993</td> </tr> <tr> <td>J</td> <td>\$6,628</td> </tr> <tr> <td>L1</td> <td>\$5,881</td> </tr> <tr> <td>L2</td> <td>\$6,465</td> </tr> </tbody> </table>	COM	\$3,756	A	\$3,806	B	\$3,903	COL/C	\$4,074	D	\$4,294	E	\$4,480	F	\$4,807	G	\$5,157	H	\$5,457	I	\$5,993	J	\$6,628	L1	\$5,881	L2	\$6,465
		Dimensions	D	W	H																																				
Overall	32		51 1/2																																						
Seat	20		18																																						
COM	\$3,756																																								
A	\$3,806																																								
B	\$3,903																																								
COL/C	\$4,074																																								
D	\$4,294																																								
E	\$4,480																																								
F	\$4,807																																								
G	\$5,157																																								
H	\$5,457																																								
I	\$5,993																																								
J	\$6,628																																								
L1	\$5,881																																								
L2	\$6,465																																								
<table border="1"> <thead> <tr> <th>Upholstery</th> <th>Shipping</th> </tr> </thead> <tbody> <tr> <td>COM Ydg</td> <td>6 Ctn Wt 118</td> </tr> <tr> <td>COL Sq Ft</td> <td>138 Cu Ft 63</td> </tr> </tbody> </table>	Upholstery	Shipping	COM Ydg	6 Ctn Wt 118	COL Sq Ft	138 Cu Ft 63																																			
Upholstery	Shipping																																								
COM Ydg	6 Ctn Wt 118																																								
COL Sq Ft	138 Cu Ft 63																																								
45° Curved Seat Privacy Back with Stand Up Surface 	CT032456 • 45" outside radius • stand up surface corner; specify square (S) no upcharge or rounded (R) add \$52 list • 77" inside radius • 14" high headrest • 41 3/4" high stand up surface • COM based on single fabric • multiple fabrics, see pages CT6-CT8 for yardage requirements • artisan veneer available; specify and add \$135 list	<table border="1"> <thead> <tr> <th>Dimensions</th> <th>D</th> <th>W</th> <th>H</th> </tr> </thead> <tbody> <tr> <td>Overall</td> <td>42</td> <td></td> <td>51 1/2</td> </tr> <tr> <td>Seat</td> <td>20</td> <td></td> <td>18</td> </tr> </tbody> </table>	Dimensions	D	W	H	Overall	42		51 1/2	Seat	20		18	<table border="1"> <tbody> <tr> <td>COM</td> <td>\$5,108</td> </tr> <tr> <td>A</td> <td>\$5,158</td> </tr> <tr> <td>B</td> <td>\$5,255</td> </tr> <tr> <td>COL/C</td> <td>\$5,426</td> </tr> <tr> <td>D</td> <td>\$5,646</td> </tr> <tr> <td>E</td> <td>\$5,832</td> </tr> <tr> <td>F</td> <td>\$6,159</td> </tr> <tr> <td>G</td> <td>\$6,509</td> </tr> <tr> <td>H</td> <td>\$6,809</td> </tr> <tr> <td>I</td> <td>\$7,345</td> </tr> <tr> <td>J</td> <td>\$7,980</td> </tr> <tr> <td>L1</td> <td>\$7,233</td> </tr> <tr> <td>L2</td> <td>\$7,817</td> </tr> </tbody> </table>	COM	\$5,108	A	\$5,158	B	\$5,255	COL/C	\$5,426	D	\$5,646	E	\$5,832	F	\$6,159	G	\$6,509	H	\$6,809	I	\$7,345	J	\$7,980	L1	\$7,233	L2	\$7,817
		Dimensions	D	W	H																																				
Overall	42		51 1/2																																						
Seat	20		18																																						
COM	\$5,108																																								
A	\$5,158																																								
B	\$5,255																																								
COL/C	\$5,426																																								
D	\$5,646																																								
E	\$5,832																																								
F	\$6,159																																								
G	\$6,509																																								
H	\$6,809																																								
I	\$7,345																																								
J	\$7,980																																								
L1	\$7,233																																								
L2	\$7,817																																								
<table border="1"> <thead> <tr> <th>Upholstery</th> <th>Shipping</th> </tr> </thead> <tbody> <tr> <td>COM Ydg</td> <td>6 Ctn Wt 148</td> </tr> <tr> <td>COL Sq Ft</td> <td>138 Cu Ft 73</td> </tr> </tbody> </table>	Upholstery	Shipping	COM Ydg	6 Ctn Wt 148	COL Sq Ft	138 Cu Ft 73																																			
Upholstery	Shipping																																								
COM Ydg	6 Ctn Wt 148																																								
COL Sq Ft	138 Cu Ft 73																																								

To Order, Specify:

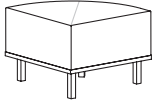
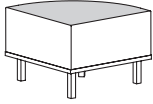
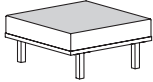
- ① Model Number
- ② Wood Finish [See Wood Finish Options](#)
- ③ Laminate Color Selection (Stand Up Surface) [See Laminate Color Selection](#)
- ④ Surface Corners (Stand Up Surface) - Square (S), no upcharge or Rounded (R), add \$52 list
- ⑤ Fabric Selection - vendor, pattern and color
 - A. Seat
 - B. Back
 - C. Headrest
 Visit www.jsifurniture.com/finishes-and-materials/textiles for our textiles program. See selection of standard and graded in manufacturers and patterns.
- ⑥ Metal Leg Color - [See Metal Leg Color Options](#)
- ⑦ Optional Power Center - Flush Mount (EC22) - Black (B) or White (W); \$613 list each, see page CT3 for location availability
- ⑧ Optional Rubber Cushion Nylon Glides - no upcharge
- ⑨ Product Options

Specifications

- Wood Finishes - Essentials or Artisan.
- Seat has synthetic sheet webbing with cross strap reinforcement, 4 1/4" high density polyurethane foam.
- Back has high density polyurethane foam.
- Plywood construction with locking tenons, glue and screws.
- Linking bracket included.
- Metal legs are 16 gauge steel tube with metal leveling glides.
- 3/4" thick 10" deep laminate stand up surface with coordinating 3mm PVC edge supported by steel columns, 42" surface height.

Description	D	W	H	CTN WT	CU FT	① Model	List Price
10" Linking Table  <ul style="list-style-type: none"> · attaches between lounge or bench units · wood top · wood chassis · artisan veneer available; specify and add \$179 list 	32	10	15	36	2	CTR3210CC	\$1,168
20" Linking Table  <ul style="list-style-type: none"> · attaches between lounge or bench units · wood top · wood chassis · artisan veneer available; specify and add \$179 list 	32	20	15	53	4	CTR3220CC	\$1,331
20" End Table  <ul style="list-style-type: none"> · attaches to end of lounge or bench unit · wood top · wood chassis · artisan veneer available; specify and add \$179 list 	32	20	15	58	4	CTR3220CE	\$1,403
10" - 30° Linking Table  <ul style="list-style-type: none"> · attaches between lounge or bench units to form a 30° connection · wood top · wood chassis · artisan veneer available; specify and add \$179 list 	32	10-26½	15	49	5	CTW30C	\$1,268
10" - 45° Linking Table  <ul style="list-style-type: none"> · attaches between lounge or bench units to form a 45° connection · wood top · wood chassis · artisan veneer available; specify and add \$179 list 	32	10-34½	15	56	7	CTW45C	\$1,297
Wood Table  <ul style="list-style-type: none"> · 32" square · wood top · wood chassis · straight grain · artisan veneer available; specify and add \$179 list 	32	32	15	78	9	CTS32WS	\$1,479
Wood Table  <ul style="list-style-type: none"> · 32" square · wood top · wood chassis · angled grain · artisan veneer available; specify and add \$179 list 	32	32	15	78	9	CTS32WA	\$1,479

CONNECT

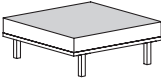
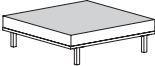
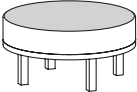
Description	1 Model	Specifications				List Price Per Grade	
Upholstered Quarter Round Table 	CTW90U · upholstered top · upholstered chassis · table height is same as arm height · artisan veneer available; specify and add \$135 list	Dimensions	D	W	H	COM	\$1,711
		Overall	32	32	24 1/2	A	\$1,732
		Upholstery	Shipping			B	\$1,773
		COM Ydg	2 1/2	Ctn Wt	69	COL/C	\$1,844
		COL Sq Ft	58	Cu Ft	16	D	\$1,935
						E	\$2,013
						F	\$2,149
						G	\$2,295
						H	\$2,420
						I	\$2,643
						J	\$2,908
						L1	\$2,480
						L2	\$2,694
Upholstered Quarter Round Table 	CTW90W · wood top · diagonal grain · upholstered chassis · table height is same as arm height · artisan veneer available; specify and add \$208 list	Dimensions	D	W	H	COM	\$1,762
		Overall	32	32	24 1/2	A	\$1,775
		Upholstery	Shipping			B	\$1,799
		COM Ydg	1 1/2	Ctn Wt	78	COL/C	\$1,842
		COL Sq Ft	35	Cu Ft	16	D	\$1,897
						E	\$1,943
						F	\$2,025
						G	\$2,113
						H	\$2,188
						I	\$2,322
						J	\$2,480
						L1	\$2,224
						L2	\$2,352
Upholstered Table 	CTS32U · 32" square · wood top · upholstered chassis · freestanding application · artisan veneer available; specify and add \$208 list	Dimensions	D	W	H	COM	\$1,656
		Overall	32	32	15	A	\$1,665
		Upholstery	Shipping			B	\$1,681
		COM Ydg	1	Ctn Wt	78	COL/C	\$1,709
		COL Sq Ft	23	Cu Ft	9	D	\$1,746
						E	\$1,777
						F	\$1,832
						G	\$1,890
						H	\$1,940
						I	\$2,029
						J	\$2,135
						L1	\$1,964
						L2	\$2,050

To Order, Specify:

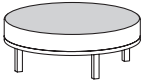
- 1 Model Number
- 2 Wood Finish [See Wood Finish Options](#)
- 3 Fabric Selection - vendor, pattern and color
 Visit www.jsifurniture.com/finishes-and-materials/textiles for our textiles program.
 See selection of standard and graded in manufacturers and patterns.
- 4 Metal Leg Color - [See Metal Leg Color Options](#)
- 5 Optional Power Center - Flush Mount (EC22) - Black (B) or White (W); \$613 list each for linking or end tables
- 6 Optional Drink Holder(s) (DH) - add \$252 list for linking or end tables
- 7 Optional Coordinating Wood Grain Laminate Available on Table Tops - no upcharge. Finishes with an asterisk have a coordinating laminate available
- 8 Optional Rubber Cushion Nylon Glides - no upcharge
- 9 Product Options

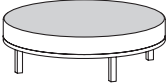
Specifications

- Wood Finishes - Essentials or Artisan.
- Table has 3/4" high density polyurethane foam.
- Plywood construction with locking tenons, glue and screws.
- Linking bracket included.
- Metal legs are 16 gauge steel tube with metal leveling glides.

Description	Model	Specifications	List Price Per Grade																																												
Upholstered Table 	CTS40U · 40" square · wood top · upholstered chassis · freestanding application · artisan veneer available; specify and add \$208 list	<table border="1"> <thead> <tr> <th>Dimensions</th> <th>D</th> <th>W</th> <th>H</th> </tr> </thead> <tbody> <tr> <td>Overall</td> <td>40</td> <td>40</td> <td>15</td> </tr> </tbody> </table>	Dimensions	D	W	H	Overall	40	40	15	<table border="1"> <thead> <tr> <th>Upholstery</th> <th colspan="2">Shipping</th> </tr> </thead> <tbody> <tr> <td>COM Ydg</td> <td>1</td> <td>Ctn Wt 85</td> </tr> <tr> <td>COL Sq Ft</td> <td>23</td> <td>Cu Ft 14</td> </tr> </tbody> </table>	Upholstery	Shipping		COM Ydg	1	Ctn Wt 85	COL Sq Ft	23	Cu Ft 14	<table border="1"> <tbody> <tr><td>COM</td><td>\$1,860</td></tr> <tr><td>A</td><td>\$1,869</td></tr> <tr><td>B</td><td>\$1,885</td></tr> <tr><td>COL/C</td><td>\$1,913</td></tr> <tr><td>D</td><td>\$1,950</td></tr> <tr><td>E</td><td>\$1,981</td></tr> <tr><td>F</td><td>\$2,036</td></tr> <tr><td>G</td><td>\$2,094</td></tr> <tr><td>H</td><td>\$2,144</td></tr> <tr><td>I</td><td>\$2,233</td></tr> <tr><td>J</td><td>\$2,339</td></tr> <tr><td>L1</td><td>\$2,168</td></tr> <tr><td>L2</td><td>\$2,254</td></tr> </tbody> </table>	COM	\$1,860	A	\$1,869	B	\$1,885	COL/C	\$1,913	D	\$1,950	E	\$1,981	F	\$2,036	G	\$2,094	H	\$2,144	I	\$2,233	J	\$2,339	L1	\$2,168	L2	\$2,254
		Dimensions	D	W	H																																										
Overall	40	40	15																																												
Upholstery	Shipping																																														
COM Ydg	1	Ctn Wt 85																																													
COL Sq Ft	23	Cu Ft 14																																													
COM	\$1,860																																														
A	\$1,869																																														
B	\$1,885																																														
COL/C	\$1,913																																														
D	\$1,950																																														
E	\$1,981																																														
F	\$2,036																																														
G	\$2,094																																														
H	\$2,144																																														
I	\$2,233																																														
J	\$2,339																																														
L1	\$2,168																																														
L2	\$2,254																																														
Upholstered Table 	CTS50U · 50" square · wood top · upholstered chassis · freestanding application · artisan veneer available; specify and add \$208 list	<table border="1"> <thead> <tr> <th>Dimensions</th> <th>D</th> <th>W</th> <th>H</th> </tr> </thead> <tbody> <tr> <td>Overall</td> <td>50</td> <td>50</td> <td>15</td> </tr> </tbody> </table>	Dimensions	D	W	H	Overall	50	50	15	<table border="1"> <thead> <tr> <th>Upholstery</th> <th colspan="2">Shipping</th> </tr> </thead> <tbody> <tr> <td>COM Ydg</td> <td>1</td> <td>Ctn Wt 92</td> </tr> <tr> <td>COL Sq Ft</td> <td>23</td> <td>Cu Ft 21</td> </tr> </tbody> </table>	Upholstery	Shipping		COM Ydg	1	Ctn Wt 92	COL Sq Ft	23	Cu Ft 21	<table border="1"> <tbody> <tr><td>COM</td><td>\$2,067</td></tr> <tr><td>A</td><td>\$2,076</td></tr> <tr><td>B</td><td>\$2,092</td></tr> <tr><td>COL/C</td><td>\$2,120</td></tr> <tr><td>D</td><td>\$2,157</td></tr> <tr><td>E</td><td>\$2,188</td></tr> <tr><td>F</td><td>\$2,243</td></tr> <tr><td>G</td><td>\$2,301</td></tr> <tr><td>H</td><td>\$2,351</td></tr> <tr><td>I</td><td>\$2,440</td></tr> <tr><td>J</td><td>\$2,546</td></tr> <tr><td>L1</td><td>\$2,375</td></tr> <tr><td>L2</td><td>\$2,461</td></tr> </tbody> </table>	COM	\$2,067	A	\$2,076	B	\$2,092	COL/C	\$2,120	D	\$2,157	E	\$2,188	F	\$2,243	G	\$2,301	H	\$2,351	I	\$2,440	J	\$2,546	L1	\$2,375	L2	\$2,461
		Dimensions	D	W	H																																										
Overall	50	50	15																																												
Upholstery	Shipping																																														
COM Ydg	1	Ctn Wt 92																																													
COL Sq Ft	23	Cu Ft 21																																													
COM	\$2,067																																														
A	\$2,076																																														
B	\$2,092																																														
COL/C	\$2,120																																														
D	\$2,157																																														
E	\$2,188																																														
F	\$2,243																																														
G	\$2,301																																														
H	\$2,351																																														
I	\$2,440																																														
J	\$2,546																																														
L1	\$2,375																																														
L2	\$2,461																																														
Table 	CTD30U · 30" diameter · wood top · upholstered chassis · freestanding application · artisan veneer available; specify and add \$208 list	<table border="1"> <thead> <tr> <th>Dimensions</th> <th>D</th> <th>W</th> <th>H</th> </tr> </thead> <tbody> <tr> <td>Overall</td> <td>30</td> <td></td> <td>15</td> </tr> </tbody> </table>	Dimensions	D	W	H	Overall	30		15	<table border="1"> <thead> <tr> <th>Upholstery</th> <th colspan="2">Shipping</th> </tr> </thead> <tbody> <tr> <td>COM Ydg</td> <td>1</td> <td>Ctn Wt 70</td> </tr> <tr> <td>COL Sq Ft</td> <td>23</td> <td>Cu Ft 10</td> </tr> </tbody> </table>	Upholstery	Shipping		COM Ydg	1	Ctn Wt 70	COL Sq Ft	23	Cu Ft 10	<table border="1"> <tbody> <tr><td>COM</td><td>\$2,952</td></tr> <tr><td>A</td><td>\$2,961</td></tr> <tr><td>B</td><td>\$2,977</td></tr> <tr><td>COL/C</td><td>\$3,005</td></tr> <tr><td>D</td><td>\$3,042</td></tr> <tr><td>E</td><td>\$3,073</td></tr> <tr><td>F</td><td>\$3,128</td></tr> <tr><td>G</td><td>\$3,186</td></tr> <tr><td>H</td><td>\$3,236</td></tr> <tr><td>I</td><td>\$3,325</td></tr> <tr><td>J</td><td>\$3,431</td></tr> <tr><td>L1</td><td>\$3,260</td></tr> <tr><td>L2</td><td>\$3,346</td></tr> </tbody> </table>	COM	\$2,952	A	\$2,961	B	\$2,977	COL/C	\$3,005	D	\$3,042	E	\$3,073	F	\$3,128	G	\$3,186	H	\$3,236	I	\$3,325	J	\$3,431	L1	\$3,260	L2	\$3,346
		Dimensions	D	W	H																																										
Overall	30		15																																												
Upholstery	Shipping																																														
COM Ydg	1	Ctn Wt 70																																													
COL Sq Ft	23	Cu Ft 10																																													
COM	\$2,952																																														
A	\$2,961																																														
B	\$2,977																																														
COL/C	\$3,005																																														
D	\$3,042																																														
E	\$3,073																																														
F	\$3,128																																														
G	\$3,186																																														
H	\$3,236																																														
I	\$3,325																																														
J	\$3,431																																														
L1	\$3,260																																														
L2	\$3,346																																														

CONNECT

Description	① Model	Specifications				List Price Per Grade	
		Dimensions	D	W	H	COM	
Table 	CTD42U · 42" diameter · wood top · upholstered chasis · freestanding application · artisan veneer available; specify and add \$208 list	Overall	42		15	COM	\$3,161
		Upholstery		Shipping			
		COM Ydg	1	Ctn Wt	79	COL/C	\$3,214
		COL Sq Ft	23	Cu Ft	18	D	\$3,251
						E	\$3,282
						F	\$3,337
						G	\$3,395
						H	\$3,445
						I	\$3,534
						J	\$3,640
						L1	\$3,469
						L2	\$3,555

Description	① Model	Specifications				List Price Per Grade	
		Dimensions	D	W	H	COM	
Table 	CTD50U · 50" diameter · wood top · upholstered chasis · freestanding application · artisan veneer available; specify and add \$208 list	Overall	50		15	COM	\$3,282
		Upholstery		Shipping			
		COM Ydg	1	Ctn Wt	90	COL/C	\$3,335
		COL Sq Ft	23	Cu Ft	25	D	\$3,372
						E	\$3,403
						F	\$3,458
						G	\$3,516
						H	\$3,566
						I	\$3,655
						J	\$3,761
						L1	\$3,590
						L2	\$3,676

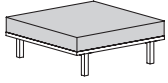
To Order, Specify:

- ① Model Number
- ② Wood Finish [See Wood Finish Options](#)
- ③ Fabric Selection - vendor, pattern and color
Visit www.jsifurniture.com/finishes-and-materials/textiles for our textiles program.
See selection of standard and graded in manufacturers and patterns.
- ④ Metal Leg Color - [See Metal Leg Color Options](#)
- ⑤ Optional Coordinating Wood Grain Laminate Available on Table Tops - no upcharge. Finishes with an asterisk have a coordinating laminate available
- ⑥ Optional Rubber Cushion Nylon Glides - no upcharge
- ⑦ Product Options

Specifications

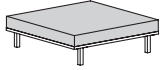
- Wood Finishes - Essentials or Artisan.
- Plywood construction with locking tenons, glue and screws.
- Metal legs are 16 gauge steel tube with metal leveling glides.

Description	D	W	H	CTN WT	CU FT	① Model	List Price
Wood Table	40	40	15	85	14	CTS40W	\$1,598



- 40" square
- wood top
- wood chassis
- freestanding application
- artisan veneer available; specify and add \$237 list

Wood Table	50	50	15	92	21	CTS50W	\$1,820
------------	----	----	----	----	----	---------------	---------



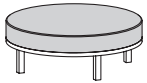
- 50" square
- wood top
- wood chassis
- freestanding application
- artisan veneer available; specify and add \$237 list

Table	30	15	81	10	CTD30W	\$2,911
-------	----	----	----	----	---------------	---------



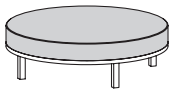
- 30" diameter
- wood top
- wood chassis
- freestanding application
- artisan veneer available; specify and add \$331 list

Table	42	15	90	18	CTD42W	\$3,327
-------	----	----	----	----	---------------	---------



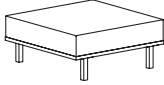
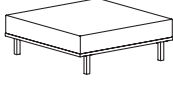

- 42" diameter
- wood top
- wood chassis
- freestanding application
- artisan veneer available; specify and add \$331 list

Table	50	15	103	25	CTD50W	\$3,856
-------	----	----	-----	----	---------------	---------



- 50" diameter
- wood top
- wood chassis
- freestanding application
- artisan veneer available; specify and add \$331 list

CONNECT

Description	① Model	Specifications				List Price Per Grade	
Ottoman 	CTS400 • 40" square • fully upholstered • freestanding application • artisan veneer available; specify and add \$135 list	Dimensions	D	W	H	COM	\$1,962
		Overall	40	40	18	A	\$1,983
		Seat	40	40	18	B	\$2,024
		Upholstery	Shipping			COL/C	\$2,095
		COM Ydg	2 ½	Ctn Wt	80	D	\$2,186
		COL Sq Ft	58	Cu Ft	17	E	\$2,264
						F	\$2,400
						G	\$2,546
						H	\$2,671
						I	\$2,894
						J	\$3,159
						L1	\$2,731
						L2	\$2,945
Ottoman 	CTS500 • 50" square • fully upholstered • freestanding application • artisan veneer available; specify and add \$135 list	Dimensions	D	W	H	COM	\$2,055
		Overall	50	50	18	A	\$2,076
		Seat	50	50	18	B	\$2,117
		Upholstery	Shipping			COL/C	\$2,188
		COM Ydg	2 ½	Ctn Wt	87	D	\$2,279
		COL Sq Ft	58	Cu Ft	25	E	\$2,357
						F	\$2,493
						G	\$2,639
						H	\$2,764
						I	\$2,987
						J	\$3,252
						L1	\$2,824
						L2	\$3,038
Ottoman 	CTD300 • 30" diameter • fully upholstered • freestanding application • artisan veneer available; specify and add \$135 list	Dimensions	D	W	H	COM	\$2,678
		Overall	30		15	A	\$2,697
		Upholstery	Shipping			B	\$2,734
		COM Ydg	2 ¼	Ctn Wt	65	COL/C	\$2,798
		COL Sq Ft	52	Cu Ft	10	D	\$2,880
						E	\$2,950
						F	\$3,073
						G	\$3,204
						H	\$3,316
						I	\$3,517
						J	\$3,755
						L1	\$3,378
						L2	\$3,572

To Order, Specify:

- ① Model Number
- ② Wood Finish [See Wood Finish Options](#)
- ③ Fabric Selection - vendor, pattern and color
Visit www.jsifurniture.com/finishes-and-materials/textiles for our textiles program.
See selection of standard and graded in manufacturers and patterns.
- ④ Metal Leg Color - [See Metal Leg Color Options](#)
- ⑤ Optional Coordinating Wood Grain Laminate Available on Table Tops - no upcharge. Finishes with an asterisk have a coordinating laminate available
- ⑥ Optional Rubber Cushion Nylon Glides - no upcharge
- ⑦ Product Options

Specifications

- Wood Finishes - Essentials or Artisan.
- Plywood construction with locking tenons, glue and screws.
- Metal legs are 16 gauge steel tube with metal leveling glides.

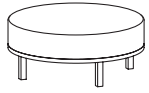
Description

1 Model

Specifications

List Price Per Grade

Ottoman



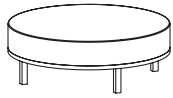
CTD420

- 42" diameter
- fully upholstered
- freestanding application
- artisan veneer available; specify and add \$135 list

Dimensions	D	W	H
Overall	42		15
Upholstery		Shipping	
COM Ydg	2 1/2	Ctn Wt	74
COL Sq Ft	58	Cu Ft	18

COM	\$2,797
A	\$2,818
B	\$2,859
COL/C	\$2,930
D	\$3,021
E	\$3,099
F	\$3,235
G	\$3,381
H	\$3,506
I	\$3,729
J	\$3,994
L1	\$3,566
L2	\$3,780

Ottoman

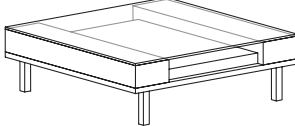
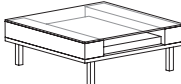
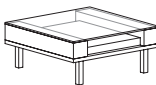
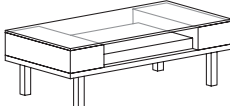
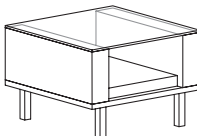
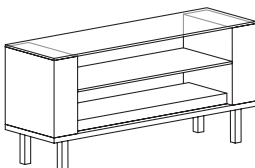


CTD500

- 50" diameter
- fully upholstered
- freestanding application
- artisan veneer available; specify and add \$135 list

Dimensions	D	W	H
Overall	50		15
Upholstery		Shipping	
COM Ydg	2 3/4	Ctn Wt	84
COL Sq Ft	64	Cu Ft	25

COM	\$2,919
A	\$2,942
B	\$2,987
COL/C	\$3,065
D	\$3,166
E	\$3,251
F	\$3,401
G	\$3,562
H	\$3,699
I	\$3,945
J	\$4,235
L1	\$3,773
L2	\$4,010

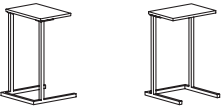
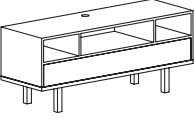
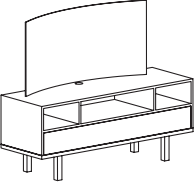
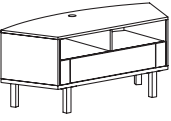
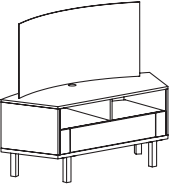
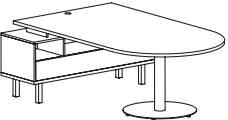
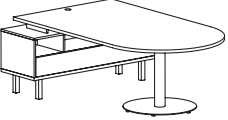
Description	D	W	H	CTN WT	CU FT	① Model	List Price
Magazine Table  <ul style="list-style-type: none"> · glass top · freestanding application · artisan veneer available; specify and add \$237 list 	48	48	15	202	30	CT4848-15	\$3,862
Magazine Table  <ul style="list-style-type: none"> · glass top · freestanding application · artisan veneer available; specify and add \$237 list 	42	42	15	173	21	CT4242-15	\$3,601
Magazine Table  <ul style="list-style-type: none"> · glass top · freestanding application · artisan veneer available; specify and add \$237 list 	36	36	15	145	16	CT3636-15	\$3,406
Magazine Table  <ul style="list-style-type: none"> · glass top · freestanding application · artisan veneer available; specify and add \$237 list 	24	48	15	137	15	CT2448-15	\$3,366
End Table  <ul style="list-style-type: none"> · glass top · freestanding application · artisan veneer available; specify and add \$237 list 	32	32	22	134	18	CT3232-22	\$3,228
Sofa Table  <ul style="list-style-type: none"> · glass top and shelf · freestanding application · artisan veneer available; specify and add \$237 list 	18	60	28	182	25	CT1860-28	\$4,699

To Order, Specify:

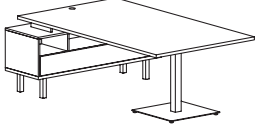
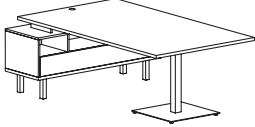
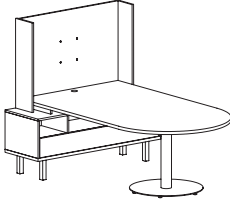
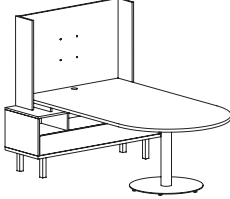
- ① Model Number
- ② Wood Finish [See Wood Finish Options](#)
- ③ Metal Leg Color - [See Metal Leg Color Options](#)
- ④ Optional Coordinating Wood Grain Laminate Available on Main Horizontal Surface - no upcharge. Finishes with an asterisk have a coordinating laminate available.
- ⑤ Optional Rubber Cushion Nylon Glides - no upcharge
- ⑥ Product Options

Specifications

- Wood Finishes - Essentials or Artisan.
- Plywood construction with locking tenons, glue and screws.
- Linking bracket included.
- Metal legs are 16 gauge steel tube with metal leveling glides.

Description	D	W	H	CTN WT	CU FT	① Model	List Price
Pull Up Table  <ul style="list-style-type: none"> · ¾" top thickness · 12" top depth · artisan veneer available; specify and add \$70 list 	17	17	27	15	3	CT1717LTT	\$1,386
Media Cabinet  <ul style="list-style-type: none"> · one surface grommet · lower hinged access panel · artisan veneer available; specify and add \$294 list 	20	60	25	140	22	CT2060M	\$2,696
Media Cabinet  <ul style="list-style-type: none"> · frosted acrylic screen - ¼"d x 50"w x 26"h · one surface grommet · lower hinged access panel · artisan veneer available; specify and add \$294 list 	20	60	25	140	22	CT2060MAS	\$3,142
Media Cabinet  <ul style="list-style-type: none"> · 45 degree radius · 77" outside radius · 24 ⅝" deep at deepest point · 45" front width · one surface grommet · lower hinged access panel · artisan veneer available; specify and add \$294 list 	20	60	25	130	23	CT2060MC	\$2,679
Media Cabinet  <ul style="list-style-type: none"> · frosted acrylic screen - ¼"d x 50"w x 26"h · 45 degree radius · 77" outside radius · 24 ⅝" deep at deepest point · 45" front width · one surface grommet · lower hinged access panel · artisan veneer available; specify and add \$294 list 	20	60	25	130	23	CT2060MCAS	\$3,126
Media Activity Center  <ul style="list-style-type: none"> · bullet shape top · one surface grommet · base has a 4" diameter column with 24" diameter disc · R3 edge on worksurface · top thickness 1 ⅜" · worksurface height 29" · media cabinet included · artisan veneer available; specify and add \$438 list 	84	60	29	335	40	CT6084MACB	\$4,917
Media Activity Center  <ul style="list-style-type: none"> · bullet shape top · one surface grommet · base has a 4" diameter column with 24" diameter disc · R3 edge on worksurface · top thickness 1 ⅜" · worksurface height 29" · media cabinet included · artisan veneer available; specify and add \$438 list 	72	60	29	310	39	CT6072MACB	\$4,734

CONNECT

Description	D	W	H	CTN WT	CU FT	① Model	List Price
 <p>Media Activity Center</p> <ul style="list-style-type: none"> · rectangular shape top · one surface grommet · base has a 3" x 3" square column with an 18" x 18" square base · R3 edge on worksurface · top thickness 1 3/16" · worksurface height 29" · media cabinet included · artisan veneer available; specify and add \$438 list 	84	60	29	344	40	CT6084MACR	\$5,232
 <p>Media Activity Center</p> <ul style="list-style-type: none"> · rectangular shape top · one surface grommet · base has a 3" x 3" square column with an 18" x 18" square base · R3 edge on worksurface · top thickness 1 3/16" · worksurface height 29" · media cabinet included · artisan veneer available; specify and add \$438 list 	72	60	29	319	39	CT6072MACR	\$5,049
 <p>Media Activity Center</p> <ul style="list-style-type: none"> · bullet shape top · one surface grommet · base has a 4" diameter column with 24" diameter disc · R3 edge on worksurface · top thickness 1 3/16" · worksurface height 29" · back wall panel is 31" high from top of worksurface to top of panel · back wall panel is 48" wide, from inside panel to inside panel · back wall ships KD · media cabinet and TV mount included · TV not included · artisan veneer available; specify and add \$438 list 	84	60	29	350	40	CT6084MACBW	\$5,961
 <p>Media Activity Center</p> <ul style="list-style-type: none"> · bullet shape top · one surface grommet · base has a 4" diameter column with 24" diameter disc · R3 edge on worksurface · top thickness 1 3/16" · worksurface height 29" · back wall panel is 31" high from top of worksurface to top of panel · back wall panel is 48" wide, from inside panel to inside panel · back wall ships KD · media cabinet and TV mount included · TV not included · artisan veneer available; specify and add \$438 list 	72	60	29	325	29	CT6072MACBW	\$5,779

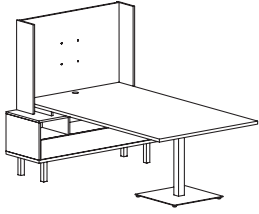
To Order, Specify:

- ① Model Number
- ② Wood Finish [See Wood Finish Options](#)
- ③ Metal Leg Color - [See Metal Leg Color Options](#)
- ④ Optional Coordinating Wood Grain Laminate Available on Main Horizontal Surface - no upcharge. Finishes with an asterisk have a coordinating laminate available.
- ⑤ Optional Rubber Cushion Nylon Glides - no upcharge
- ⑥ Product Options

Specifications

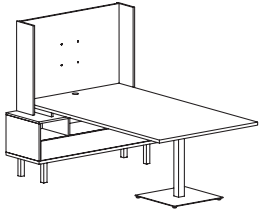
- Wood Finishes - Essentials or Artisan.
- Plywood construction with locking tenons, glue and screws.
- Linking bracket included.
- Metal legs are 16 gauge steel tube with metal leveling glides.

Description	D	W	H	CTN WT	CU FT	① Model	List Price
Media Activity Center	84	60	29	359	40	CT6084MACRW	\$6,277

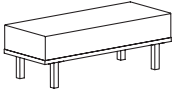
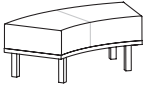
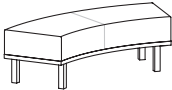


- rectangular shape top
- one surface grommet
- base has a 3" x 3" square column with an 18" x 18" square base
- R3 edge on worksurface
- top thickness 1 3/16"
- worksurface height 29"
- back wall panel is 31" high from top of worksurface to top of panel
- back wall panel is 48" wide, from inside panel to inside panel
- back wall ships KD
- media cabinet and TV mount included
- artisan veneer available; specify and add \$438 list

Media Activity Center	72	60	29	329	39	CT6072MACRW	\$6,095
-----------------------	----	----	----	-----	----	--------------------	----------------



- rectangular shape top
- one surface grommet
- base has a 3" x 3" square column with an 18" x 18" square base
- R3 edge on worksurface
- top thickness 1 3/16"
- worksurface height 29"
- back wall panel is 31" high from top of worksurface to top of panel
- back wall panel is 48" wide, from inside panel to inside panel
- back wall ships KD
- media cabinet and TV mount included
- artisan veneer available; specify and add \$438 list

Description	1 Model	Specifications	List Price Per Grade																																						
Media Bench 	CTR20500 · used with media cabinet · artisan veneer available; specify and add \$135 list	<table border="1"> <thead> <tr> <th>Dimensions</th> <th>D</th> <th>W</th> <th>H</th> </tr> </thead> <tbody> <tr> <td>Overall</td> <td>20</td> <td>50</td> <td>18</td> </tr> <tr> <td>Seat</td> <td>20</td> <td>50</td> <td></td> </tr> </tbody> </table>	Dimensions	D	W	H	Overall	20	50	18	Seat	20	50		<table border="1"> <thead> <tr> <th>COM</th> <td>\$1,762</td> </tr> </thead> <tbody> <tr> <td>A</td> <td>\$1,775</td> </tr> <tr> <td>B</td> <td>\$1,799</td> </tr> <tr> <td>COL/C</td> <td>\$1,842</td> </tr> <tr> <td>D</td> <td>\$1,897</td> </tr> <tr> <td>E</td> <td>\$1,943</td> </tr> <tr> <td>F</td> <td>\$2,025</td> </tr> <tr> <td>G</td> <td>\$2,113</td> </tr> <tr> <td>H</td> <td>\$2,188</td> </tr> <tr> <td>I</td> <td>\$2,322</td> </tr> <tr> <td>J</td> <td>\$2,480</td> </tr> <tr> <td>L1</td> <td>\$2,224</td> </tr> <tr> <td>L2</td> <td>\$2,352</td> </tr> </tbody> </table>	COM	\$1,762	A	\$1,775	B	\$1,799	COL/C	\$1,842	D	\$1,897	E	\$1,943	F	\$2,025	G	\$2,113	H	\$2,188	I	\$2,322	J	\$2,480	L1	\$2,224	L2	\$2,352
		Dimensions	D	W	H																																				
Overall	20	50	18																																						
Seat	20	50																																							
COM	\$1,762																																								
A	\$1,775																																								
B	\$1,799																																								
COL/C	\$1,842																																								
D	\$1,897																																								
E	\$1,943																																								
F	\$2,025																																								
G	\$2,113																																								
H	\$2,188																																								
I	\$2,322																																								
J	\$2,480																																								
L1	\$2,224																																								
L2	\$2,352																																								
		<table border="1"> <thead> <tr> <th>Upholstery</th> <th colspan="3">Shipping</th> </tr> </thead> <tbody> <tr> <td>COM Ydg</td> <td>1 ½</td> <td>Ctn Wt</td> <td>52</td> </tr> <tr> <td>COL Sq Ft</td> <td>35</td> <td>Cu Ft</td> <td>11</td> </tr> </tbody> </table>	Upholstery	Shipping			COM Ydg	1 ½	Ctn Wt	52	COL Sq Ft	35	Cu Ft	11																											
Upholstery	Shipping																																								
COM Ydg	1 ½	Ctn Wt	52																																						
COL Sq Ft	35	Cu Ft	11																																						
Curved Media Bench 	CTI20420 · 45 degree · 42" inside radius · 62" outside radius · used with media cabinet · artisan veneer available; specify and add \$135 list	<table border="1"> <thead> <tr> <th>Dimensions</th> <th>D</th> <th>W</th> <th>H</th> </tr> </thead> <tbody> <tr> <td>Overall</td> <td>20</td> <td></td> <td>18</td> </tr> <tr> <td>Seat</td> <td>20</td> <td></td> <td></td> </tr> </tbody> </table>	Dimensions	D	W	H	Overall	20		18	Seat	20			<table border="1"> <thead> <tr> <th>COM</th> <td>\$2,089</td> </tr> </thead> <tbody> <tr> <td>A</td> <td>\$2,104</td> </tr> <tr> <td>B</td> <td>\$2,132</td> </tr> <tr> <td>COL/C</td> <td>\$2,182</td> </tr> <tr> <td>D</td> <td>\$2,246</td> </tr> <tr> <td>E</td> <td>\$2,301</td> </tr> <tr> <td>F</td> <td>\$2,396</td> </tr> <tr> <td>G</td> <td>\$2,498</td> </tr> <tr> <td>H</td> <td>\$2,585</td> </tr> <tr> <td>I</td> <td>\$2,742</td> </tr> <tr> <td>J</td> <td>\$2,927</td> </tr> <tr> <td>L1</td> <td>\$2,635</td> </tr> <tr> <td>L2</td> <td>\$2,787</td> </tr> </tbody> </table>	COM	\$2,089	A	\$2,104	B	\$2,132	COL/C	\$2,182	D	\$2,246	E	\$2,301	F	\$2,396	G	\$2,498	H	\$2,585	I	\$2,742	J	\$2,927	L1	\$2,635	L2	\$2,787
		Dimensions	D	W	H																																				
Overall	20		18																																						
Seat	20																																								
COM	\$2,089																																								
A	\$2,104																																								
B	\$2,132																																								
COL/C	\$2,182																																								
D	\$2,246																																								
E	\$2,301																																								
F	\$2,396																																								
G	\$2,498																																								
H	\$2,585																																								
I	\$2,742																																								
J	\$2,927																																								
L1	\$2,635																																								
L2	\$2,787																																								
		<table border="1"> <thead> <tr> <th>Upholstery</th> <th colspan="3">Shipping</th> </tr> </thead> <tbody> <tr> <td>COM Ydg</td> <td>1 ¾</td> <td>Ctn Wt</td> <td>51</td> </tr> <tr> <td>COL Sq Ft</td> <td>41</td> <td>Cu Ft</td> <td>12</td> </tr> </tbody> </table>	Upholstery	Shipping			COM Ydg	1 ¾	Ctn Wt	51	COL Sq Ft	41	Cu Ft	12																											
Upholstery	Shipping																																								
COM Ydg	1 ¾	Ctn Wt	51																																						
COL Sq Ft	41	Cu Ft	12																																						
Curved Media Bench 	CTI20570 · 45 degree · 57" inside radius · 77" outside radius · used with media cabinet · artisan veneer available; specify and add \$135 list	<table border="1"> <thead> <tr> <th>Dimensions</th> <th>D</th> <th>W</th> <th>H</th> </tr> </thead> <tbody> <tr> <td>Overall</td> <td>20</td> <td></td> <td>18</td> </tr> <tr> <td>Seat</td> <td>20</td> <td></td> <td></td> </tr> </tbody> </table>	Dimensions	D	W	H	Overall	20		18	Seat	20			<table border="1"> <thead> <tr> <th>COM</th> <td>\$2,105</td> </tr> </thead> <tbody> <tr> <td>A</td> <td>\$2,122</td> </tr> <tr> <td>B</td> <td>\$2,154</td> </tr> <tr> <td>COL/C</td> <td>\$2,211</td> </tr> <tr> <td>D</td> <td>\$2,285</td> </tr> <tr> <td>E</td> <td>\$2,347</td> </tr> <tr> <td>F</td> <td>\$2,456</td> </tr> <tr> <td>G</td> <td>\$2,572</td> </tr> <tr> <td>H</td> <td>\$2,672</td> </tr> <tr> <td>I</td> <td>\$2,851</td> </tr> <tr> <td>J</td> <td>\$3,063</td> </tr> <tr> <td>L1</td> <td>\$2,720</td> </tr> <tr> <td>L2</td> <td>\$2,892</td> </tr> </tbody> </table>	COM	\$2,105	A	\$2,122	B	\$2,154	COL/C	\$2,211	D	\$2,285	E	\$2,347	F	\$2,456	G	\$2,572	H	\$2,672	I	\$2,851	J	\$3,063	L1	\$2,720	L2	\$2,892
		Dimensions	D	W	H																																				
Overall	20		18																																						
Seat	20																																								
COM	\$2,105																																								
A	\$2,122																																								
B	\$2,154																																								
COL/C	\$2,211																																								
D	\$2,285																																								
E	\$2,347																																								
F	\$2,456																																								
G	\$2,572																																								
H	\$2,672																																								
I	\$2,851																																								
J	\$3,063																																								
L1	\$2,720																																								
L2	\$2,892																																								
		<table border="1"> <thead> <tr> <th>Upholstery</th> <th colspan="3">Shipping</th> </tr> </thead> <tbody> <tr> <td>COM Ydg</td> <td>2</td> <td>Ctn Wt</td> <td>54</td> </tr> <tr> <td>COL Sq Ft</td> <td>46</td> <td>Cu Ft</td> <td>16</td> </tr> </tbody> </table>	Upholstery	Shipping			COM Ydg	2	Ctn Wt	54	COL Sq Ft	46	Cu Ft	16																											
Upholstery	Shipping																																								
COM Ydg	2	Ctn Wt	54																																						
COL Sq Ft	46	Cu Ft	16																																						


To Order, Specify:

- 1 Model Number
- 2 Wood Finish [See Wood Finish Options](#)
- 3 Fabric Selection - vendor, pattern and color
Visit www.jsifurniture.com/finishes-and-materials/textiles for our textiles program.
See selection of standard and graded in manufacturers and patterns.
- 4 Metal Leg Color - [See Metal Leg Color Options](#)
- 5 Optional Coordinating Wood Grain Laminate Available on Main Horizontal Surface - no upcharge. Finishes with an asterick have a coordinating laminate available.
- 6 Optional Rubber Cushion Nylon Glides - no upcharge
- 7 Product Options

Specifications

- Wood Finishes - Essentials or Artisan.
- Seating has synthetic sheet webbing with cross strap reinforcement, 4¼" high density polyurethane foam.
- Plywood construction with locking tenons, glue and screws.
- Linking bracket included.
- Metal legs are 16 gauge steel tube with metal leveling glides.

Description	D	W	H	CTN WT	CU FT	① Model	List Price
Power Center Under Mount	6	3 5/8	2 1/2	4	1	EC21	\$525



- mounts under platform or surface
- field installable
- one power receptacle - 110 volt, one dual USB port
- 10' power cord with molded plug
- specify Black (B) or White (W) finish

Description	D	W	H	CTN WT	CU FT	① Model	List Price
-------------	---	---	---	-----------	----------	---------	------------



- fluid one touch tilt up access
- one power receptacle - 120 volt; 15 amp and one opening for voice/data port
- adapter kit provided to accept jack from most manufacturers
- 72" power cord with molded plug
- drop in field installation required
- UL listed component
- available in Silver finish
- cut out provided in Media Activity Center at specified location

Mini Power Tilt Up	4 ¼	5 ½		6	1	EC11	\$409
---------------------------	-----	-----	--	---	---	-------------	--------------



- fluid one touch tilt up access
- two power receptacles - 120 volt; 15 amp
- 72" power cord with molded plug
- drop in field installation required
- UL listed component
- available in Silver finish
- cut out provided in Media Activity Center at specified location

Mini Power and USB Tilt Up	4 ¼	5 ½		6	1	EC12	\$441
-----------------------------------	-----	-----	--	---	---	-------------	--------------



- fluid one touch tilt up access
- one power receptacle - 120 volt; 15 amp dual powered USB
- 72" power cord with molded plug
- drop in field installation required
- UL listed component
- available in Silver finish
- cut out provided in Media Activity Center at specified location

To Order, Specify:

① Model Number

Encore Lounge Order Check List:



Specify:

- 1. Model Number
- 2. Wood Species - Maple (M)
- 3. Wood Finish
- 4. Fabric Selection - vendor, pattern and color
- 5. Leg Style - disk or column
- 6. Leg/Trim Color - Black Sandtex (BSX) or Stardust Silver (STS)
- 7. Optional Easy Mobility Package - add \$182 list per chair; available on any single seat, non-wedge lounge

Example:

EN9201UW | M | BAR | MOMENTUM | VOX | MYSTIC | COLUMN | BLACK SANDTEX
 (model #) | (wood species) | (finish) | (fabric vendor) | (pattern name) | (pattern color) | (leg style) | (leg color)

1. Model Number

4. Fabric Selection - Please supply the following:
 Fabric vendor/Pattern name/Pattern color

2. Wood Species - Maple (M)

[For a complete list of JSI Standard and Graded-In Textiles click here](#)

3. Wood Finish Options:

When specifying contrasting upholstery, indicate clearly which upholstery is to be applied to the seat, back and arms. Use higher grade pricing.

BAR	Barrel	MCH	Mocha*
BRK	Brickdust*	OBK	Outback*
BUF	Buff	PIL	Pilsner*
CSK	Cask*	PIN	Pinnacle Walnut*
CND	Cinder	RAV	Raven
CLY	Clay*	RYE	Rye
EGR	Egret*	SAB	Sable
FAW	Fawn*	SAD	Saddle
FLX	Flax	SIE	Sienna
FLN	Flint*	TRF	Truffle
FLO	Florence Walnut*	UMB	Umber*
LOF	Loft*	VAL	Valley*
MES	Mesa*	WLH	Walnut Heights*
MIN	Mineral*		

- Indicate direction of fabric - Railroaded or Up the Roll
- Please provide illustration, if available

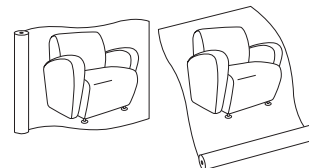
All COM orders must include the following:

- Vendor's name, pattern name and color
- Sample of the fabric attached to order
- Model numbers of items for fabric application
- Special application instructions (e.g., all stripes will be front to back unless specified otherwise)
- Customer and purchase order number

Ship prepaid COM material to:

Application of fabric:
 Railroaded Up the Roll

JSI
 Attn: COM Department
 201 East Martin Street
 Receiving B, Dock 71
 Orleans, IN 47452



* finishes have a coordinating laminate top option


All COM orders will ship at standard lead time from receipt of COM except for orders requiring special custom matched finishes.

5. Leg Style Options:


Lounge Leg Style



Lounge Disk Leg
 · adjustable height glide
 · nylon glide



Lounge Column Leg
 · fixed height
 · nylon glide



Lounge Caster

Table Leg Style



Table Disk Leg
 · adjustable height glide
 · nylon glide



Lounge Column Leg
 · fixed height
 · nylon glide

6. Leg/Trim Color - Black Sandtex (BSX) or Stardust Silver (STS); all metal/trim color will match

7. Easy Mobility Package Option - add \$182 list per chair



· available on any single seat, non-wedge lounge
 · front casters, back legs for easy mobility
 · handle attached on back

8. Optional Coordinating Wood Grain Laminate Available on Wood Cap Arms, Tablet Arm and Table Tops - no upcharge.

Description

① Model

Specifications

List Price Per Grade

Single Seat



EN9201U

- optional easy mobility package - add \$182 list per chair
- optional tablet available on right or left arm (as seated in unit); specify when ordering and add \$497 list

Dimensions	D	W	H
Overall	29	35 ½	32
Seat	20 ½	23 ½	18
Arm			26
Upholstery		Shipping	
COM Ydg	6	Ctn Wt	80
COL Sq Ft	120	Cu Ft	21

COM	\$2,994
A	\$3,079
B	\$3,253
COL/C	\$3,556
D	\$3,945
E	\$4,332
F	\$4,743
G	\$5,323
H	\$5,945
I	\$6,915
J	\$8,081
L1	\$5,752
L2	\$6,451

Single Seat with Folding Tablet Arm



tablet on right arm



tablet arm stowed



easy mobility package

EN9251

- tablet arm: 19 ¼" x 10 ¾"
- ¾" thick tablet features beveled edge
- tablet height: 27"
- rotating tablet with tilt and stow mechanism
- clearance for tablet operations is 10"
- includes easy mobility package
- tablet available on right or left arm (as seated in unit); specify when ordering

Dimensions	D	W	H
Overall	29	36 ½	32
Seat	20 ½	23 ½	18
Arm			26
Upholstery		Shipping	
COM Ydg	6 ¼	Ctn Wt	85
COL Sq Ft	125	Cu Ft	21

COM	\$3,511
A	\$3,601
B	\$3,782
COL/C	\$4,097
D	\$4,502
E	\$4,904
F	\$5,333
G	\$5,942
H	\$6,586
I	\$7,598
J	\$8,811
L1	\$6,386
L2	\$7,111

Single Seat with Wood Cap Arm





EN9201UW

- metal spacers will match leg color
- optional easy mobility package - add \$182 list per chair

Dimensions	D	W	H
Overall	30	36 ½	32
Seat	20 ½	23 ½	18
Arm			24 ½
Upholstery		Shipping	
COM Ydg	6	Ctn Wt	80
COL Sq Ft	120	Cu Ft	21

COM	\$3,200
A	\$3,288
B	\$3,462
COL/C	\$3,764
D	\$4,154
E	\$4,541
F	\$4,950
G	\$5,532
H	\$6,153
I	\$7,123
J	\$8,290
L1	\$5,958
L2	\$6,659

Description	1 Model	Specifications				List Price Per Grade	
Single Seat with Open Wood Cap Arm 	EN9201W • metal arm support will match leg color • optional easy mobility package - add \$182 list per chair	Dimensions	D	W	H	COM	\$2,384
		Overall	30	36½	32	A	\$2,425
		Seat	20½	23½	18	B	\$2,514
		Arm			24½	COL/C	\$2,666
		Upholstery	Shipping			D	\$2,860
		COM Ydg	3	Ctn Wt	64	E	\$3,053
		COL Sq Ft	60	Cu Ft	21	F	\$3,256
						G	\$3,550
						H	\$3,858
						I	\$4,347
						J	\$4,930
						L1	\$3,765
						L2	\$4,116


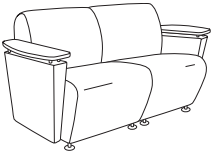
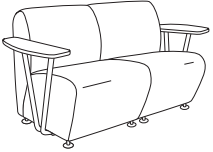
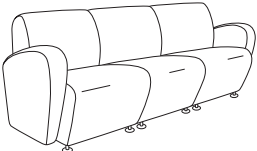
Description	1 Model	Specifications				List Price Per Grade	
Single Seat 	EN9201T-R EN9201T-L • 360° swivel tablet arm • optional tilt-out power available; specify right or left (as seated in unit); see page EN19 for more details • tablet features flat edge • metal tablet arm will match leg color • optional easy mobility package - add \$182 list per chair	Dimensions	D	W	H	COM	\$1,903
		Overall	29	30½	32	A	\$1,945
		Seat	20½	23½	18	B	\$2,033
		Arm			24½	COL/C	\$2,184
		Upholstery	Shipping			D	\$2,380
		COM Ydg	3	Ctn Wt	55	E	\$2,571
		COL Sq Ft	60	Cu Ft	18	F	\$2,778
						G	\$3,071
						H	\$3,379
						I	\$3,864
						J	\$4,448
						L1	\$3,284
						L2	\$3,633

To Order, Specify:

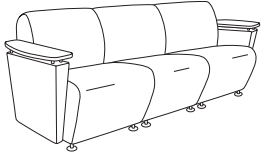
- 1 Model Number
- 2 Wood Species - Maple (M)
- 3 Wood Finish [See Wood Finish Options](#)
- 4 Fabric Selection - vendor, pattern and color
Visit www.jsifurniture.com/finishes-and-materials/textiles for our textiles program.
See selection of standard and graded in manufacturers and patterns.
- 5 Leg Style and Color
- 6 Metal Color - Black Sandtex (BSX) or Stardust Silver (STS)
- 7 Optional Easy Mobility Package - add \$182 list per chair; available on any single seat, non-wedge lounge. Optional Coordinating Wood Grain Laminate Available on Wood Cap Arms and Tablet Arm - no upcharge. Finishes with an asterisk have a coordinating laminate available.

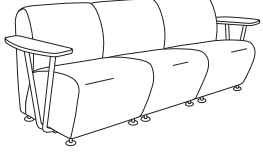
Specifications

- Wood species - Maple.
- Seat has 8½" high density polyurethane foam.
- Back has 7½" high density polyurethane foam.
- Upholstered arms have 4½" high density polyurethane foam.
- Wood caps and tablet are ¾" thick
- Plywood construction with spiral grooved solid wood dowels, glue and screws.
- Some assembly required.
- Standard with nylon glides.

Description	Model	Specifications	List Price Per Grade																																										
Two Seat 	EN9202U · optional tablet available on right or left arm (as seated in unit); specify when ordering and add \$497 list	<table border="1"> <thead> <tr> <th>Dimensions</th> <th>D</th> <th>W</th> <th>H</th> </tr> </thead> <tbody> <tr> <td>Overall</td> <td>29</td> <td>59 ¼</td> <td>32</td> </tr> <tr> <td>Seat</td> <td>20 ½</td> <td>47 ¼</td> <td>18</td> </tr> <tr> <td>Arm</td> <td></td> <td></td> <td>26</td> </tr> </tbody> </table>	Dimensions	D	W	H	Overall	29	59 ¼	32	Seat	20 ½	47 ¼	18	Arm			26	<table border="1"> <tbody> <tr><td>COM</td><td>\$4,651</td></tr> <tr><td>A</td><td>\$4,780</td></tr> <tr><td>B</td><td>\$5,040</td></tr> <tr><td>COL/C</td><td>\$5,492</td></tr> <tr><td>D</td><td>\$6,074</td></tr> <tr><td>E</td><td>\$6,658</td></tr> <tr><td>F</td><td>\$7,271</td></tr> <tr><td>G</td><td>\$8,146</td></tr> <tr><td>H</td><td>\$9,078</td></tr> <tr><td>I</td><td>\$10,533</td></tr> <tr><td>J</td><td>\$12,282</td></tr> <tr><td>L1</td><td>\$8,788</td></tr> <tr><td>L2</td><td>\$9,837</td></tr> </tbody> </table>	COM	\$4,651	A	\$4,780	B	\$5,040	COL/C	\$5,492	D	\$6,074	E	\$6,658	F	\$7,271	G	\$8,146	H	\$9,078	I	\$10,533	J	\$12,282	L1	\$8,788	L2	\$9,837
		Dimensions	D	W	H																																								
Overall	29	59 ¼	32																																										
Seat	20 ½	47 ¼	18																																										
Arm			26																																										
COM	\$4,651																																												
A	\$4,780																																												
B	\$5,040																																												
COL/C	\$5,492																																												
D	\$6,074																																												
E	\$6,658																																												
F	\$7,271																																												
G	\$8,146																																												
H	\$9,078																																												
I	\$10,533																																												
J	\$12,282																																												
L1	\$8,788																																												
L2	\$9,837																																												
		<table border="1"> <thead> <tr> <th>Upholstery</th> <th colspan="2">Shipping</th> </tr> </thead> <tbody> <tr> <td>COM Ydg</td> <td>9</td> <td>Ctn Wt 130</td> </tr> <tr> <td>COL Sq Ft</td> <td>180</td> <td>Cu Ft 35</td> </tr> </tbody> </table>	Upholstery	Shipping		COM Ydg	9	Ctn Wt 130	COL Sq Ft	180	Cu Ft 35																																		
Upholstery	Shipping																																												
COM Ydg	9	Ctn Wt 130																																											
COL Sq Ft	180	Cu Ft 35																																											
Two Seat with Wood Cap Arm 	EN9202UW · metal spacers will match leg color	<table border="1"> <thead> <tr> <th>Dimensions</th> <th>D</th> <th>W</th> <th>H</th> </tr> </thead> <tbody> <tr> <td>Overall</td> <td>30</td> <td>60 ¼</td> <td>32</td> </tr> <tr> <td>Seat</td> <td>20 ½</td> <td>47 ¼</td> <td>18</td> </tr> <tr> <td>Arm</td> <td></td> <td></td> <td>24 ½</td> </tr> </tbody> </table>	Dimensions	D	W	H	Overall	30	60 ¼	32	Seat	20 ½	47 ¼	18	Arm			24 ½	<table border="1"> <tbody> <tr><td>COM</td><td>\$4,860</td></tr> <tr><td>A</td><td>\$4,990</td></tr> <tr><td>B</td><td>\$5,251</td></tr> <tr><td>COL/C</td><td>\$5,703</td></tr> <tr><td>D</td><td>\$6,284</td></tr> <tr><td>E</td><td>\$6,868</td></tr> <tr><td>F</td><td>\$7,483</td></tr> <tr><td>G</td><td>\$8,355</td></tr> <tr><td>H</td><td>\$9,290</td></tr> <tr><td>I</td><td>\$10,744</td></tr> <tr><td>J</td><td>\$12,492</td></tr> <tr><td>L1</td><td>\$8,996</td></tr> <tr><td>L2</td><td>\$10,045</td></tr> </tbody> </table>	COM	\$4,860	A	\$4,990	B	\$5,251	COL/C	\$5,703	D	\$6,284	E	\$6,868	F	\$7,483	G	\$8,355	H	\$9,290	I	\$10,744	J	\$12,492	L1	\$8,996	L2	\$10,045
		Dimensions	D	W	H																																								
Overall	30	60 ¼	32																																										
Seat	20 ½	47 ¼	18																																										
Arm			24 ½																																										
COM	\$4,860																																												
A	\$4,990																																												
B	\$5,251																																												
COL/C	\$5,703																																												
D	\$6,284																																												
E	\$6,868																																												
F	\$7,483																																												
G	\$8,355																																												
H	\$9,290																																												
I	\$10,744																																												
J	\$12,492																																												
L1	\$8,996																																												
L2	\$10,045																																												
		<table border="1"> <thead> <tr> <th>Upholstery</th> <th colspan="2">Shipping</th> </tr> </thead> <tbody> <tr> <td>COM Ydg</td> <td>9</td> <td>Ctn Wt 130</td> </tr> <tr> <td>COL Sq Ft</td> <td>180</td> <td>Cu Ft 35</td> </tr> </tbody> </table>	Upholstery	Shipping		COM Ydg	9	Ctn Wt 130	COL Sq Ft	180	Cu Ft 35																																		
Upholstery	Shipping																																												
COM Ydg	9	Ctn Wt 130																																											
COL Sq Ft	180	Cu Ft 35																																											
Two Seat with Open Wood Cap Arm 	EN9202W · metal arm support will match leg color	<table border="1"> <thead> <tr> <th>Dimensions</th> <th>D</th> <th>W</th> <th>H</th> </tr> </thead> <tbody> <tr> <td>Overall</td> <td>30</td> <td>60 ¼</td> <td>32</td> </tr> <tr> <td>Seat</td> <td>20 ½</td> <td>47 ¼</td> <td>18</td> </tr> <tr> <td>Arm</td> <td></td> <td></td> <td>24 ½</td> </tr> </tbody> </table>	Dimensions	D	W	H	Overall	30	60 ¼	32	Seat	20 ½	47 ¼	18	Arm			24 ½	<table border="1"> <tbody> <tr><td>COM</td><td>\$4,052</td></tr> <tr><td>A</td><td>\$4,133</td></tr> <tr><td>B</td><td>\$4,308</td></tr> <tr><td>COL/C</td><td>\$4,611</td></tr> <tr><td>D</td><td>\$4,999</td></tr> <tr><td>E</td><td>\$5,388</td></tr> <tr><td>F</td><td>\$5,797</td></tr> <tr><td>G</td><td>\$6,380</td></tr> <tr><td>H</td><td>\$7,000</td></tr> <tr><td>I</td><td>\$7,974</td></tr> <tr><td>J</td><td>\$9,138</td></tr> <tr><td>L1</td><td>\$6,809</td></tr> <tr><td>L2</td><td>\$7,507</td></tr> </tbody> </table>	COM	\$4,052	A	\$4,133	B	\$4,308	COL/C	\$4,611	D	\$4,999	E	\$5,388	F	\$5,797	G	\$6,380	H	\$7,000	I	\$7,974	J	\$9,138	L1	\$6,809	L2	\$7,507
		Dimensions	D	W	H																																								
Overall	30	60 ¼	32																																										
Seat	20 ½	47 ¼	18																																										
Arm			24 ½																																										
COM	\$4,052																																												
A	\$4,133																																												
B	\$4,308																																												
COL/C	\$4,611																																												
D	\$4,999																																												
E	\$5,388																																												
F	\$5,797																																												
G	\$6,380																																												
H	\$7,000																																												
I	\$7,974																																												
J	\$9,138																																												
L1	\$6,809																																												
L2	\$7,507																																												
		<table border="1"> <thead> <tr> <th>Upholstery</th> <th colspan="2">Shipping</th> </tr> </thead> <tbody> <tr> <td>COM Ydg</td> <td>6</td> <td>Ctn Wt 114</td> </tr> <tr> <td>COL Sq Ft</td> <td>120</td> <td>Cu Ft 35</td> </tr> </tbody> </table>	Upholstery	Shipping		COM Ydg	6	Ctn Wt 114	COL Sq Ft	120	Cu Ft 35																																		
Upholstery	Shipping																																												
COM Ydg	6	Ctn Wt 114																																											
COL Sq Ft	120	Cu Ft 35																																											
Three Seat 	EN9203U · optional tablet available on right or left arm (as seated in unit); specify when ordering and add \$497 list	<table border="1"> <thead> <tr> <th>Dimensions</th> <th>D</th> <th>W</th> <th>H</th> </tr> </thead> <tbody> <tr> <td>Overall</td> <td>29</td> <td>83</td> <td>32</td> </tr> <tr> <td>Seat</td> <td>20 ½</td> <td>70 ¾</td> <td>18</td> </tr> <tr> <td>Arm</td> <td></td> <td></td> <td>26</td> </tr> </tbody> </table>	Dimensions	D	W	H	Overall	29	83	32	Seat	20 ½	70 ¾	18	Arm			26	<table border="1"> <tbody> <tr><td>COM</td><td>\$6,316</td></tr> <tr><td>A</td><td>\$6,489</td></tr> <tr><td>B</td><td>\$6,834</td></tr> <tr><td>COL/C</td><td>\$7,436</td></tr> <tr><td>D</td><td>\$8,215</td></tr> <tr><td>E</td><td>\$8,993</td></tr> <tr><td>F</td><td>\$9,809</td></tr> <tr><td>G</td><td>\$10,976</td></tr> <tr><td>H</td><td>\$12,217</td></tr> <tr><td>I</td><td>\$14,161</td></tr> <tr><td>J</td><td>\$16,492</td></tr> <tr><td>L1</td><td>\$11,833</td></tr> <tr><td>L2</td><td>\$13,228</td></tr> </tbody> </table>	COM	\$6,316	A	\$6,489	B	\$6,834	COL/C	\$7,436	D	\$8,215	E	\$8,993	F	\$9,809	G	\$10,976	H	\$12,217	I	\$14,161	J	\$16,492	L1	\$11,833	L2	\$13,228
		Dimensions	D	W	H																																								
Overall	29	83	32																																										
Seat	20 ½	70 ¾	18																																										
Arm			26																																										
COM	\$6,316																																												
A	\$6,489																																												
B	\$6,834																																												
COL/C	\$7,436																																												
D	\$8,215																																												
E	\$8,993																																												
F	\$9,809																																												
G	\$10,976																																												
H	\$12,217																																												
I	\$14,161																																												
J	\$16,492																																												
L1	\$11,833																																												
L2	\$13,228																																												
		<table border="1"> <thead> <tr> <th>Upholstery</th> <th colspan="2">Shipping</th> </tr> </thead> <tbody> <tr> <td>COM Ydg</td> <td>12</td> <td>Ctn Wt 180</td> </tr> <tr> <td>COL Sq Ft</td> <td>240</td> <td>Cu Ft 49</td> </tr> </tbody> </table>	Upholstery	Shipping		COM Ydg	12	Ctn Wt 180	COL Sq Ft	240	Cu Ft 49																																		
Upholstery	Shipping																																												
COM Ydg	12	Ctn Wt 180																																											
COL Sq Ft	240	Cu Ft 49																																											

ENCORE

Description	1 Model	Specifications				List Price Per Grade	
Three Seat with Wood Cap Arm 	EN9203UW · metal spacers will match leg color	Dimensions		D	W	H	COM \$6,523
		Overall	30	84	32	A	\$6,697
		Seat	20 ½	70 ¾	18	B	\$7,043
		Arm			24 ½	COL/C	\$7,645
		Upholstery		Shipping		D	\$8,424
		COM Ydg	12	Ctn Wt	180	E	\$9,202
		COL Sq Ft	240	Cu Ft	49	F	\$10,019
						G	\$11,185
						H	\$12,427
						I	\$14,369
				J	\$16,701		
				L1	\$12,042		
				L2	\$13,438		

Description	1 Model	Specifications				List Price Per Grade	
Three Seat with Open Wood Cap Arm 	EN9203W · metal arm support will match leg color	Dimensions		D	W	H	COM \$5,706
		Overall	30	84	32	A	\$5,835
		Seat	20 ½	70 ¾	18	B	\$6,097
		Arm			24 ½	COL/C	\$6,550
		Upholstery		Shipping		D	\$7,134
		COM Ydg	9	Ctn Wt	164	E	\$7,714
		COL Sq Ft	180	Cu Ft	49	F	\$8,331
						G	\$9,203
						H	\$10,134
						I	\$11,592
				J	\$13,338		
				L1	\$9,844		
				L2	\$10,894		

To Order, Specify:

- 1 Model Number
- 2 Wood Species - Maple (M)
- 3 Wood Finish [See Wood Finish Options](#)
- 4 Fabric Selection - vendor, pattern and color
Visit www.jsifurniture.com/finishes-and-materials/textiles for our textiles program.
See selection of standard and graded in manufacturers and patterns.
- 5 Leg Style and Color
- 6 Metal Color - Black Sandtex (BSX) or Stardust Silver (STS)
- 7 Optional Coordinating Wood Grain Laminate Available on Wood Cap Arms and Tablet Arm - no upcharge. Finishes with an asterisk have a coordinating laminate available.

Specifications

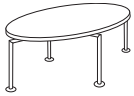
- Wood species - Maple.
- Seat has 8 ½" high density polyurethane foam.
- Back has 7 ½" high density polyurethane foam.
- Upholstered arms have 4 ½" high density polyurethane foam.
- Wood caps and tablet are ¾" thick
- Plywood construction with spiral grooved solid wood dowels, glue and screws.
- Some assembly required.
- Standard with nylon glides.

Encore Freestanding Tables

GSA Contract SIN #33721



Description	D	W	H	CTN WT	CU FT	① Model	List Price
Oval Magazine Table	21 1/2	42 1/2	17	25	3	EN2142	\$1,690



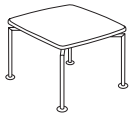
Round Magazine Table	36 1/2	36 1/2	17	28	4	EN36R	\$1,569
	30 1/2	30 1/2	17	25	3	EN30R	\$1,525



Rectangular Magazine Table	24 1/2	48 1/2	17	30	4	EN2448	\$1,477
----------------------------	--------	--------	----	----	---	--------	---------



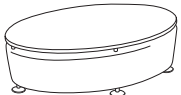
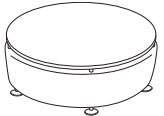
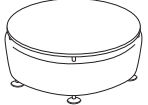
Square End Table	30 3/4	30 3/4	22 1/4	25	3	EN3030-22	\$1,430
	24 3/4	24 3/4	22 1/4	20	3	EN2424-22	\$1,242



Square Magazine Table	30 3/4	30 3/4	17	25	3	EN3030-17	\$1,395
	24 3/4	24 3/4	17	20	3	EN2424-17	\$1,213



ENCORE

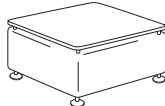
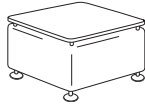
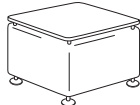
Description	① Model	Specifications				List Price Per Grade	
Oval Magazine Table 	EN2142B · upholstered base · metal spacers will match leg color	Dimensions		D	W	H	COM \$2,015
		Overall		21 ½	42 ½	17	A \$2,041
		Upholstery		Shipping			B \$2,089
		COM Ydg	1 ¾	Ctn Wt	56	COL/C \$2,178	
		COL Sq Ft	35	Cu Ft	10	D \$2,293	
						E \$2,405	
				F \$2,525			
				G \$2,692			
				H \$2,876			
				I \$3,160			
				J \$3,498			
				L1 \$2,816			
				L2 \$3,020			
Round Magazine Table 	EN36RB · upholstered base · metal spacers will match leg color	Dimensions		D	W	H	COM \$1,907
		Overall		36 ½	36 ½	17	A \$1,953
		Upholstery		Shipping			B \$2,039
		COM Ydg	3	Ctn Wt	75	COL/C \$2,188	
		COL Sq Ft	60	Cu Ft	14	D \$2,384	
						E \$2,576	
				F \$2,782			
				G \$3,075			
				H \$3,384			
				I \$3,874			
				J \$4,451			
				L1 \$3,288			
				L2 \$3,638			
Round Magazine Table 	EN30RB · upholstered base · metal spacers will match leg color	Dimensions		D	W	H	COM \$1,865
		Overall		30 ½	30 ½	17	A \$1,898
		Upholstery		Shipping			B \$1,954
		COM Ydg	2	Ctn Wt	58	COL/C \$2,054	
		COL Sq Ft	40	Cu Ft	11	D \$2,184	
						E \$2,314	
				F \$2,452			
				G \$2,643			
				H \$2,849			
				I \$3,176			
				J \$3,562			
				L1 \$2,786			
				L2 \$3,018			

To Order, Specify:

- ① Model Number
- ② Wood Species - Maple (M)
- ③ Wood Finish [See Wood Finish Options](#)
- ④ Fabric Selection - vendor, pattern and color
Visit www.jsifurniture.com/finishes-and-materials/textiles for our textiles program.
See selection of standard and graded in manufacturers and patterns.
- ⑤ Leg Style and Color
- ⑥ Metal Color - Black Sandtex (BSX) or Stardust Silver (STS)
- ⑦ Optional Coordinating Wood Grain Laminate Available on Table top - no up-charge. Finishes with an asterisk have a coordinating laminate available.

Specifications

- Wood species - Maple.
- Table tops are ¾" thick.
- Upholstered bases have 4 ½" high density polyurethane foam.
- Plywood construction with spiral grooved solid wood dowels, glue and screws.
- Tables ship KD; some assembly required.
- Standard with nylon glides.




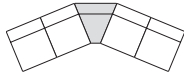

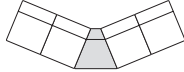
Description	① Model	Specifications	List Price Per Grade																																		
Square Magazine Table 	EN3030-17B · upholstered base · metal spacers will match leg color	<table border="1"> <thead> <tr> <th>Dimensions</th> <th>D</th> <th>W</th> <th>H</th> </tr> </thead> <tbody> <tr> <td>Overall</td> <td>30 ¾</td> <td>30 ¾</td> <td>17</td> </tr> </tbody> </table>	Dimensions	D	W	H	Overall	30 ¾	30 ¾	17	<table border="1"> <tbody> <tr> <td>COM</td> <td>\$1,737</td> </tr> <tr> <td>A</td> <td>\$1,784</td> </tr> <tr> <td>B</td> <td>\$1,870</td> </tr> <tr> <td>COL/C</td> <td>\$2,019</td> </tr> <tr> <td>D</td> <td>\$2,216</td> </tr> <tr> <td>E</td> <td>\$2,409</td> </tr> <tr> <td>F</td> <td>\$2,613</td> </tr> <tr> <td>G</td> <td>\$2,907</td> </tr> <tr> <td>H</td> <td>\$3,216</td> </tr> <tr> <td>I</td> <td>\$3,702</td> </tr> <tr> <td>J</td> <td>\$4,287</td> </tr> <tr> <td>L1</td> <td>\$3,121</td> </tr> <tr> <td>L2</td> <td>\$3,469</td> </tr> </tbody> </table>	COM	\$1,737	A	\$1,784	B	\$1,870	COL/C	\$2,019	D	\$2,216	E	\$2,409	F	\$2,613	G	\$2,907	H	\$3,216	I	\$3,702	J	\$4,287	L1	\$3,121	L2	\$3,469
		Dimensions	D	W	H																																
		Overall	30 ¾	30 ¾	17																																
		COM	\$1,737																																		
		A	\$1,784																																		
B	\$1,870																																				
COL/C	\$2,019																																				
D	\$2,216																																				
E	\$2,409																																				
F	\$2,613																																				
G	\$2,907																																				
H	\$3,216																																				
I	\$3,702																																				
J	\$4,287																																				
L1	\$3,121																																				
L2	\$3,469																																				
		<table border="1"> <thead> <tr> <th>Upholstery</th> <th>Shipping</th> </tr> </thead> <tbody> <tr> <td>COM Ydg</td> <td>3 Ctn Wt 78</td> </tr> <tr> <td>COL Sq Ft</td> <td>60 Cu Ft 11</td> </tr> </tbody> </table>	Upholstery	Shipping	COM Ydg	3 Ctn Wt 78	COL Sq Ft	60 Cu Ft 11																													
Upholstery	Shipping																																				
COM Ydg	3 Ctn Wt 78																																				
COL Sq Ft	60 Cu Ft 11																																				
Square Magazine Table 	EN2424-17B · upholstered base · metal spacers will match leg color	<table border="1"> <thead> <tr> <th>Dimensions</th> <th>D</th> <th>W</th> <th>H</th> </tr> </thead> <tbody> <tr> <td>Overall</td> <td>24 ¾</td> <td>24 ¾</td> <td>17</td> </tr> </tbody> </table>	Dimensions	D	W	H	Overall	24 ¾	24 ¾	17	<table border="1"> <tbody> <tr> <td>COM</td> <td>\$1,587</td> </tr> <tr> <td>A</td> <td>\$1,616</td> </tr> <tr> <td>B</td> <td>\$1,674</td> </tr> <tr> <td>COL/C</td> <td>\$1,775</td> </tr> <tr> <td>D</td> <td>\$1,905</td> </tr> <tr> <td>E</td> <td>\$2,033</td> </tr> <tr> <td>F</td> <td>\$2,172</td> </tr> <tr> <td>G</td> <td>\$2,362</td> </tr> <tr> <td>H</td> <td>\$2,568</td> </tr> <tr> <td>I</td> <td>\$2,895</td> </tr> <tr> <td>J</td> <td>\$3,284</td> </tr> <tr> <td>L1</td> <td>\$2,506</td> </tr> <tr> <td>L2</td> <td>\$2,739</td> </tr> </tbody> </table>	COM	\$1,587	A	\$1,616	B	\$1,674	COL/C	\$1,775	D	\$1,905	E	\$2,033	F	\$2,172	G	\$2,362	H	\$2,568	I	\$2,895	J	\$3,284	L1	\$2,506	L2	\$2,739
		Dimensions	D	W	H																																
		Overall	24 ¾	24 ¾	17																																
		COM	\$1,587																																		
		A	\$1,616																																		
B	\$1,674																																				
COL/C	\$1,775																																				
D	\$1,905																																				
E	\$2,033																																				
F	\$2,172																																				
G	\$2,362																																				
H	\$2,568																																				
I	\$2,895																																				
J	\$3,284																																				
L1	\$2,506																																				
L2	\$2,739																																				
		<table border="1"> <thead> <tr> <th>Upholstery</th> <th>Shipping</th> </tr> </thead> <tbody> <tr> <td>COM Ydg</td> <td>2 Ctn Wt 58</td> </tr> <tr> <td>COL Sq Ft</td> <td>40 Cu Ft 8</td> </tr> </tbody> </table>	Upholstery	Shipping	COM Ydg	2 Ctn Wt 58	COL Sq Ft	40 Cu Ft 8																													
Upholstery	Shipping																																				
COM Ydg	2 Ctn Wt 58																																				
COL Sq Ft	40 Cu Ft 8																																				
Square End Table 	EN2424-22B · upholstered base · metal spacers will match leg color	<table border="1"> <thead> <tr> <th>Dimensions</th> <th>D</th> <th>W</th> <th>H</th> </tr> </thead> <tbody> <tr> <td>Overall</td> <td>24 ¾</td> <td>24 ¾</td> <td>22</td> </tr> </tbody> </table>	Dimensions	D	W	H	Overall	24 ¾	24 ¾	22	<table border="1"> <tbody> <tr> <td>COM</td> <td>\$1,594</td> </tr> <tr> <td>A</td> <td>\$1,627</td> </tr> <tr> <td>B</td> <td>\$1,689</td> </tr> <tr> <td>COL/C</td> <td>\$1,795</td> </tr> <tr> <td>D</td> <td>\$1,931</td> </tr> <tr> <td>E</td> <td>\$2,067</td> </tr> <tr> <td>F</td> <td>\$2,216</td> </tr> <tr> <td>G</td> <td>\$2,420</td> </tr> <tr> <td>H</td> <td>\$2,642</td> </tr> <tr> <td>I</td> <td>\$2,985</td> </tr> <tr> <td>J</td> <td>\$3,396</td> </tr> <tr> <td>L1</td> <td>\$2,571</td> </tr> <tr> <td>L2</td> <td>\$2,819</td> </tr> </tbody> </table>	COM	\$1,594	A	\$1,627	B	\$1,689	COL/C	\$1,795	D	\$1,931	E	\$2,067	F	\$2,216	G	\$2,420	H	\$2,642	I	\$2,985	J	\$3,396	L1	\$2,571	L2	\$2,819
		Dimensions	D	W	H																																
		Overall	24 ¾	24 ¾	22																																
		COM	\$1,594																																		
		A	\$1,627																																		
B	\$1,689																																				
COL/C	\$1,795																																				
D	\$1,931																																				
E	\$2,067																																				
F	\$2,216																																				
G	\$2,420																																				
H	\$2,642																																				
I	\$2,985																																				
J	\$3,396																																				
L1	\$2,571																																				
L2	\$2,819																																				
		<table border="1"> <thead> <tr> <th>Upholstery</th> <th>Shipping</th> </tr> </thead> <tbody> <tr> <td>COM Ydg</td> <td>2 ½ Ctn Wt 65</td> </tr> <tr> <td>COL Sq Ft</td> <td>43 Cu Ft 10</td> </tr> </tbody> </table>	Upholstery	Shipping	COM Ydg	2 ½ Ctn Wt 65	COL Sq Ft	43 Cu Ft 10																													
Upholstery	Shipping																																				
COM Ydg	2 ½ Ctn Wt 65																																				
COL Sq Ft	43 Cu Ft 10																																				

To Order, Specify:

- ① Model Number
- ② Wood Species - Maple (M)
- ③ Wood Finish [See Wood Finish Options](#)
- ④ Fabric Selection - vendor, pattern and color
 Visit www.jsifurniture.com/finishes-and-materials/textiles for our textiles program.
 See selection of standard and graded in manufacturers and patterns.
- ⑤ Leg Style and Color
- ⑥ Metal Color - Black Sandtex (BSX) or Stardust Silver (STS)
- ⑦ Optional Coordinating Wood Grain Laminate Available on Table top - no up-charge. Finishes with an asterisk have a coordinating laminate available.

Specifications

- Wood species - Maple veneer.
- Table tops are ¾" thick.
- Upholstered bases have 4 ½" high density polyurethane foam.
- Plywood construction with spiral grooved solid wood dowels, glue and screws.
- Tables ship KD; some assembly required.
- Standard with nylon glides.

Description	1 Model	Specifications	List Price Per Grade																								
Armless Lounge   Front	EN9210 <ul style="list-style-type: none"> optional tilt-out power available; specify right or left (as seated in unit); see page EN19 for more details optional easy mobility package - add \$182 list optional rotating tablet arm - see page EN16; specify right (EN9230T-R) or left (EN9230T-L) 	<table border="1"> <thead> <tr> <th>Dimensions</th> <th>D</th> <th>W</th> <th>H</th> </tr> </thead> <tbody> <tr> <td>Overall</td> <td>29</td> <td>23½</td> <td>32</td> </tr> <tr> <td>Seat</td> <td>20½</td> <td>23½</td> <td>18</td> </tr> </tbody> </table> <table border="1"> <thead> <tr> <th>Upholstery</th> <th colspan="3">Shipping</th> </tr> </thead> <tbody> <tr> <td>COM Ydg</td> <td>3</td> <td>Ctn Wt</td> <td>50</td> </tr> <tr> <td>COL Sq Ft</td> <td>60</td> <td>Cu Ft</td> <td>14</td> </tr> </tbody> </table>	Dimensions	D	W	H	Overall	29	23½	32	Seat	20½	23½	18	Upholstery	Shipping			COM Ydg	3	Ctn Wt	50	COL Sq Ft	60	Cu Ft	14	COM \$1,675 A \$1,721 B \$1,806 COL/C \$1,958 D \$2,149 E \$2,345 F \$2,551 G \$2,841 H \$3,151 I \$3,638 J \$4,219 L1 \$3,055 L2 \$3,406
		Dimensions	D	W	H																						
Overall	29	23½	32																								
Seat	20½	23½	18																								
Upholstery	Shipping																										
COM Ydg	3	Ctn Wt	50																								
COL Sq Ft	60	Cu Ft	14																								
45° Armless Lounge   Front	EN9211 <ul style="list-style-type: none"> 45° inside angle seat two units joined - 90° unit casters not recommended tilt-out power not available 	<table border="1"> <thead> <tr> <th>Dimensions</th> <th>D</th> <th>W</th> <th>H</th> </tr> </thead> <tbody> <tr> <td>Overall</td> <td>29</td> <td>26½</td> <td>32</td> </tr> <tr> <td>Seat</td> <td>20½</td> <td>23½</td> <td>18</td> </tr> </tbody> </table> <table border="1"> <thead> <tr> <th>Upholstery</th> <th colspan="3">Shipping</th> </tr> </thead> <tbody> <tr> <td>COM Ydg</td> <td>3¼</td> <td>Ctn Wt</td> <td>44</td> </tr> <tr> <td>COL Sq Ft</td> <td>65</td> <td>Cu Ft</td> <td>14</td> </tr> </tbody> </table>	Dimensions	D	W	H	Overall	29	26½	32	Seat	20½	23½	18	Upholstery	Shipping			COM Ydg	3¼	Ctn Wt	44	COL Sq Ft	65	Cu Ft	14	COM \$1,599 A \$1,648 B \$1,738 COL/C \$1,905 D \$2,114 E \$2,326 F \$2,550 G \$2,865 H \$3,199 I \$3,726 J \$4,359 L1 \$3,095 L2 \$3,471
		Dimensions	D	W	H																						
Overall	29	26½	32																								
Seat	20½	23½	18																								
Upholstery	Shipping																										
COM Ydg	3¼	Ctn Wt	44																								
COL Sq Ft	65	Cu Ft	14																								
45° Armless Lounge   Front	EN9212 <ul style="list-style-type: none"> 45° outside angle seat two units joined - 90° unit casters not recommended tilt-out power not available 	<table border="1"> <thead> <tr> <th>Dimensions</th> <th>D</th> <th>W</th> <th>H</th> </tr> </thead> <tbody> <tr> <td>Overall</td> <td>29</td> <td>26½</td> <td>32</td> </tr> <tr> <td>Seat</td> <td>20½</td> <td>23½</td> <td>18</td> </tr> </tbody> </table> <table border="1"> <thead> <tr> <th>Upholstery</th> <th colspan="3">Shipping</th> </tr> </thead> <tbody> <tr> <td>COM Ydg</td> <td>3¼</td> <td>Ctn Wt</td> <td>44</td> </tr> <tr> <td>COL Sq Ft</td> <td>65</td> <td>Cu Ft</td> <td>14</td> </tr> </tbody> </table>	Dimensions	D	W	H	Overall	29	26½	32	Seat	20½	23½	18	Upholstery	Shipping			COM Ydg	3¼	Ctn Wt	44	COL Sq Ft	65	Cu Ft	14	COM \$1,599 A \$1,648 B \$1,738 COL/C \$1,905 D \$2,114 E \$2,326 F \$2,550 G \$2,865 H \$3,199 I \$3,726 J \$4,359 L1 \$3,095 L2 \$3,471
		Dimensions	D	W	H																						
Overall	29	26½	32																								
Seat	20½	23½	18																								
Upholstery	Shipping																										
COM Ydg	3¼	Ctn Wt	44																								
COL Sq Ft	65	Cu Ft	14																								

To Order, Specify:

- 1 Model Number
- 2 Wood Species - Maple (M)
- 3 Wood Finish [See Wood Finish Options](#)
- 4 Fabric Selection - vendor, pattern and color
Visit www.jsifurniture.com/finishes-and-materials/textiles for our textiles program.
See selection of standard and graded in manufacturers and patterns.
- 5 Leg Style and Color
- 6 Metal Color - Black Sandtex (BSX) or Stardust Silver (STS)
- 7 Optional Easy Mobility Package - add \$182 list per chair; available on any single seat, non-wedge lounge

Specifications

- Wood species - Maple.
- Seat has 8½" high density polyurethane foam.
- Back has 7½" high density polyurethane foam.
- Plywood construction with spiral grooved solid wood dowels, glue and screws.
- Linking bracket included.
- Some assembly required.
- Standard with nylon glides.

Description

Model

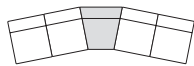
Specifications

List Price Per Grade

22.5° Modular Armless Lounge

EN9213

- 22.5° inside angle seat
- casters not recommended
- tilt-out power not available



Front

Dimensions	D	W	H
Overall	29	26 ½	32
Seat	20 ½	23 ½	18
Upholstery		Shipping	
COM Ydg	3 ¼	Ctn Wt	44
COL Sq Ft	65	Cu Ft	14

COM	\$1,787
A	\$1,835
B	\$1,928
COL/C	\$2,089
D	\$2,298
E	\$2,511
F	\$2,734
G	\$3,050
H	\$3,385
I	\$3,912
J	\$4,543
L1	\$3,283
L2	\$3,661

22.5° Modular Armless Lounge

EN9214

- 22.5° outside angle seat
- casters not recommended
- tilt-out power not available



Front

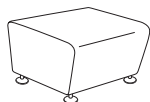
Dimensions	D	W	H
Overall	29	26 ½	32
Seat	20 ½	23 ½	18
Upholstery		Shipping	
COM Ydg	3 ¼	Ctn Wt	44
COL Sq Ft	65	Cu Ft	14

COM	\$1,787
A	\$1,835
B	\$1,928
COL/C	\$2,089
D	\$2,298
E	\$2,511
F	\$2,734
G	\$3,050
H	\$3,385
I	\$3,912
J	\$4,543
L1	\$3,283
L2	\$3,661

Bench

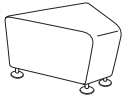
EN9710

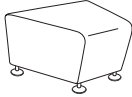
- optional tilt-out power available; specify right or left (as seated in unit); see page EN19 for more details
- tilt-out power can be installed on either side of the unit, cannot be installed in the front or back
- to be used for straight connections only, cannot make a 90° turn
- casters are not available
- optional rotating tablet arm - see page EN16 specify right (EN9230T-R) or left (EN9230T-L)



Dimensions	D	W	H
Overall	25 ½	23 ½	17
Upholstery		Shipping	
COM Ydg	2	Ctn Wt	43
COL Sq Ft	40	Cu Ft	8

COM	\$1,138
A	\$1,171
B	\$1,228
COL/C	\$1,326
D	\$1,459
E	\$1,587
F	\$1,724
G	\$1,914
H	\$2,122
I	\$2,451
J	\$2,836
L1	\$2,060
L2	\$2,293

Description	1 Model	Specifications				List Price Per Grade		
45° Bench 	EN9711 · 45° angle single seat · two units joined - 90° unit · casters and tilt out power not available	Dimensions		D	W	H	COM \$1,095	
		Overall		25 ½	27	17	A	\$1,126
		Upholstery		Shipping			B	\$1,182
		COM Ydg		2	Ctn Wt	41	COL/C	\$1,281
		COL Sq Ft		40	Cu Ft	8	D	\$1,414
							E	\$1,542
							F	\$1,678
							G	\$1,872
							H	\$2,079
							I	\$2,403
					J	\$2,792		
					L1	\$2,015		
					L2	\$2,247		



22.5° Bench 	EN9713 · 22.5° angle single seat · casters and tilt out power not available	Dimensions		D	W	H	COM \$1,223	
		Overall		25 ½	26 ½	17	A	\$1,253
		Upholstery		Shipping			B	\$1,309
		COM Ydg		2	Ctn Wt	41	COL/C	\$1,410
		COL Sq Ft		40	Cu Ft	8	D	\$1,542
							E	\$1,670
							F	\$1,808
							G	\$2,001
							H	\$2,207
							I	\$2,533
					J	\$2,920		
					L1	\$2,142		
					L2	\$2,375		


To Order, Specify:



- 1 Model Number
- 2 Wood Species - Maple (M)
- 3 Wood Finish [See Wood Finish Options](#)
- 4 Fabric Selection - vendor, pattern and color
 Visit www.jsifurniture.com/finishes-and-materials/textiles for our textiles program.
 See selection of standard and graded in manufacturers and patterns.
- 5 Leg Style and Color
- 6 Metal Color - Black Sandtex (BSX) or Stardust Silver (STS)

Specifications

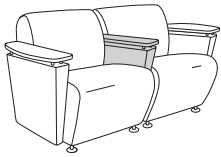
- Wood species - Maple.
- Seat has 8 ½" high density polyurethane foam.
- Back has 7 ½" high density polyurethane foam.
- Plywood construction with spiral grooved solid wood dowels, glue and screws.
- Linking bracket included.
- Some assembly required.
- Standard with nylon glides.

Description	Model	Specifications	List Price Per Grade																																														
Modular End Arm (arm only)  EN9220U-R right  EN9220U-L left	EN9220U-R EN9220U-L <ul style="list-style-type: none"> · fully upholstered · for use on right or left end (as seated in unit) · optional tablet available on right or left arm (as seated in unit); specify when ordering and add \$497 list 	<table border="1"> <thead> <tr> <th>Dimensions</th> <th>D</th> <th>W</th> <th>H</th> </tr> </thead> <tbody> <tr> <td>Overall</td> <td>23</td> <td>6</td> <td>25 ½</td> </tr> <tr> <th colspan="2">Upholstery</th> <th colspan="2">Shipping</th> </tr> <tr> <td>COM Ydg</td> <td>1 ⅝</td> <td>Ctn Wt</td> <td>15</td> </tr> <tr> <td>COL Sq Ft</td> <td>33</td> <td>Cu Ft</td> <td>3</td> </tr> </tbody> </table>	Dimensions	D	W	H	Overall	23	6	25 ½	Upholstery		Shipping		COM Ydg	1 ⅝	Ctn Wt	15	COL Sq Ft	33	Cu Ft	3	<table border="1"> <tbody> <tr><td>COM</td><td>\$674</td></tr> <tr><td>A</td><td>\$697</td></tr> <tr><td>B</td><td>\$744</td></tr> <tr><td>COL/C</td><td>\$823</td></tr> <tr><td>D</td><td>\$929</td></tr> <tr><td>E</td><td>\$1,033</td></tr> <tr><td>F</td><td>\$1,146</td></tr> <tr><td>G</td><td>\$1,306</td></tr> <tr><td>H</td><td>\$1,471</td></tr> <tr><td>I</td><td>\$1,733</td></tr> <tr><td>J</td><td>\$2,051</td></tr> <tr><td>L1</td><td>\$1,419</td></tr> <tr><td>L2</td><td>\$1,609</td></tr> </tbody> </table>	COM	\$674	A	\$697	B	\$744	COL/C	\$823	D	\$929	E	\$1,033	F	\$1,146	G	\$1,306	H	\$1,471	I	\$1,733	J	\$2,051	L1	\$1,419	L2	\$1,609
		Dimensions	D	W	H																																												
Overall	23	6	25 ½																																														
Upholstery		Shipping																																															
COM Ydg	1 ⅝	Ctn Wt	15																																														
COL Sq Ft	33	Cu Ft	3																																														
COM	\$674																																																
A	\$697																																																
B	\$744																																																
COL/C	\$823																																																
D	\$929																																																
E	\$1,033																																																
F	\$1,146																																																
G	\$1,306																																																
H	\$1,471																																																
I	\$1,733																																																
J	\$2,051																																																
L1	\$1,419																																																
L2	\$1,609																																																

Modular Center Arm (arm only) 	EN9221U-C <ul style="list-style-type: none"> · fully upholstered 	<table border="1"> <thead> <tr> <th>Dimensions</th> <th>D</th> <th>W</th> <th>H</th> </tr> </thead> <tbody> <tr> <td>Overall</td> <td>23</td> <td>6</td> <td>25 ½</td> </tr> <tr> <th colspan="2">Upholstery</th> <th colspan="2">Shipping</th> </tr> <tr> <td>COM Ydg</td> <td>1 ⅝</td> <td>Ctn Wt</td> <td>15</td> </tr> <tr> <td>COL Sq Ft</td> <td>33</td> <td>Cu Ft</td> <td>3</td> </tr> </tbody> </table>	Dimensions	D	W	H	Overall	23	6	25 ½	Upholstery		Shipping		COM Ydg	1 ⅝	Ctn Wt	15	COL Sq Ft	33	Cu Ft	3	<table border="1"> <tbody> <tr><td>COM</td><td>\$674</td></tr> <tr><td>A</td><td>\$697</td></tr> <tr><td>B</td><td>\$744</td></tr> <tr><td>COL/C</td><td>\$823</td></tr> <tr><td>D</td><td>\$929</td></tr> <tr><td>E</td><td>\$1,033</td></tr> <tr><td>F</td><td>\$1,146</td></tr> <tr><td>G</td><td>\$1,306</td></tr> <tr><td>H</td><td>\$1,471</td></tr> <tr><td>I</td><td>\$1,733</td></tr> <tr><td>J</td><td>\$2,051</td></tr> <tr><td>L1</td><td>\$1,419</td></tr> <tr><td>L2</td><td>\$1,609</td></tr> </tbody> </table>	COM	\$674	A	\$697	B	\$744	COL/C	\$823	D	\$929	E	\$1,033	F	\$1,146	G	\$1,306	H	\$1,471	I	\$1,733	J	\$2,051	L1	\$1,419	L2	\$1,609
Dimensions	D	W	H																																														
Overall	23	6	25 ½																																														
Upholstery		Shipping																																															
COM Ydg	1 ⅝	Ctn Wt	15																																														
COL Sq Ft	33	Cu Ft	3																																														
COM	\$674																																																
A	\$697																																																
B	\$744																																																
COL/C	\$823																																																
D	\$929																																																
E	\$1,033																																																
F	\$1,146																																																
G	\$1,306																																																
H	\$1,471																																																
I	\$1,733																																																
J	\$2,051																																																
L1	\$1,419																																																
L2	\$1,609																																																

Modular End Arm (arm only)  EN9220UW-R right  EN9220UW-L left	EN9220UW-R EN9220UW-L <ul style="list-style-type: none"> · upholstered/wood arm · for use on right or left end (as seated in unit) · specify metal spacer color - Black Sandtex or Stardust Silver 	<table border="1"> <thead> <tr> <th>Dimensions</th> <th>D</th> <th>W</th> <th>H</th> </tr> </thead> <tbody> <tr> <td>Overall</td> <td>23</td> <td>7</td> <td>24 ½</td> </tr> <tr> <th colspan="2">Upholstery</th> <th colspan="2">Shipping</th> </tr> <tr> <td>COM Ydg</td> <td>1 ½</td> <td>Ctn Wt</td> <td>15</td> </tr> <tr> <td>COL Sq Ft</td> <td>30</td> <td>Cu Ft</td> <td>3</td> </tr> </tbody> </table>	Dimensions	D	W	H	Overall	23	7	24 ½	Upholstery		Shipping		COM Ydg	1 ½	Ctn Wt	15	COL Sq Ft	30	Cu Ft	3	<table border="1"> <tbody> <tr><td>COM</td><td>\$777</td></tr> <tr><td>A</td><td>\$800</td></tr> <tr><td>B</td><td>\$846</td></tr> <tr><td>COL/C</td><td>\$919</td></tr> <tr><td>D</td><td>\$1,017</td></tr> <tr><td>E</td><td>\$1,114</td></tr> <tr><td>F</td><td>\$1,215</td></tr> <tr><td>G</td><td>\$1,361</td></tr> <tr><td>H</td><td>\$1,516</td></tr> <tr><td>I</td><td>\$1,760</td></tr> <tr><td>J</td><td>\$2,051</td></tr> <tr><td>L1</td><td>\$1,468</td></tr> <tr><td>L2</td><td>\$1,644</td></tr> </tbody> </table>	COM	\$777	A	\$800	B	\$846	COL/C	\$919	D	\$1,017	E	\$1,114	F	\$1,215	G	\$1,361	H	\$1,516	I	\$1,760	J	\$2,051	L1	\$1,468	L2	\$1,644
Dimensions	D	W	H																																														
Overall	23	7	24 ½																																														
Upholstery		Shipping																																															
COM Ydg	1 ½	Ctn Wt	15																																														
COL Sq Ft	30	Cu Ft	3																																														
COM	\$777																																																
A	\$800																																																
B	\$846																																																
COL/C	\$919																																																
D	\$1,017																																																
E	\$1,114																																																
F	\$1,215																																																
G	\$1,361																																																
H	\$1,516																																																
I	\$1,760																																																
J	\$2,051																																																
L1	\$1,468																																																
L2	\$1,644																																																

ENCORE

Description	1 Model	Specifications				List Price Per Grade	
Modular Center Arm (arm only) 	EN9221UW-C · upholstered/wood · specify metal spacer color - Black Sandtex or Stardust Silver	Dimensions		D	W	H	COM \$777
		Overall		23	6	24½	A \$800
		Upholstery		Shipping			B \$846
		COM Ydg	1½	Ctn Wt	15	COL/C \$919	
		COL Sq Ft	30	Cu Ft	3	D \$1,017	
						E \$1,114	
				F \$1,215			
				G \$1,361			
				H \$1,516			
				I \$1,760			
				J \$2,051			
				L1 \$1,468			
				L2 \$1,644			

To Order, Specify:

- 1 Model Number
- 2 Wood Species - Maple (M)
- 3 Wood Finish [See Wood Finish Options](#)
- 4 Fabric Selection - vendor, pattern and color
Visit www.jsifurniture.com/finishes-and-materials/textiles for our textiles program.
See selection of standard and graded in manufacturers and patterns.
- 5 Leg Style and Color
- 6 Metal Color - Black Sandtex (BSX) or Stardust Silver (STS)
- 7 Optional Coordinating Wood Grain Laminate Available on Wood Cap Arms or Tablet - no upcharge. Finishes with an asterisk have a coordinating laminate available

Specifications

- Wood species - Maple.
- Upholstered arms have 4 ½" high density polyurethane foam.
- Wood caps and tablet are ¾" thick
- Plywood construction with spiral grooved solid wood dowels, glue and screws.
- Some assembly required.
- Linking bracket included.

Description	D	W	H	CTN WT	CU FT	① Model	List Price
Modular End Arm (arm only)	23	7	24½	7	2	EN9220W	\$387



- wood cap metal arm
- for use on right or left end of unit while sitting
- specify metal arm color - Black Sandtex or Stardust Silver

Tablet Arm (arm only)	13	13	24½	5	2	EN9230T-R	\$403
	13	13	24½	5	2	EN9230T-L	\$403



EN9230T-R
right

- attaches to right end of lounge or bench unit while sitting
- tablet features flat edge and 360° swivel
- specify metal arm color - Black Sandtex or Stardust Silver



EN9230T-L
left

22.5° Linking Table	23 ¼	16-26	17	15	3	EN22	\$1,045
----------------------------	------	-------	----	----	---	-------------	----------------



- 22.5° inside/outside
- attaches between lounge or bench units
- specify metal color - Black Sandtex or Stardust Silver

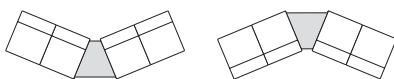


Front

45° Linking Table	22	6-25	17	15	3	EN45	\$1,032
--------------------------	----	------	----	----	---	-------------	----------------



- 45° inside/outside
- attaches between lounge or bench units
- specify metal color - Black Sandtex or Stardust Silver



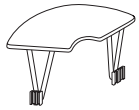
Front

Description	D	W	H	CTN WT	CU FT	① Model	List Price
Square Linking Table	23½	25	17	20	2	EN90	\$1,071

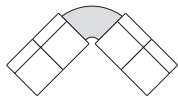


- used for straight run configurations
- attaches between lounge or bench units
- specify metal color - Black Sandtex or Stardust Silver

90° Corner Linking Table	25	46½	13½	25	4	EN90CT	\$1,342
--------------------------	----	-----	-----	----	---	--------	---------



- 90° inside/outside
- attaches between lounge or bench units
- specify metal color - Black Sandtex or Stardust Silver



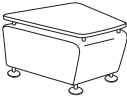
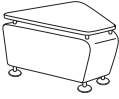

Front

To Order, Specify:

- ① Model Number
- ② Wood Species - Maple (M)
- ③ Wood Finish [See Wood Finish Options](#)
- ④ Leg Style and Color
- ⑤ Metal Color - Black Sandtex (BSX) or Stardust Silver (STS)
- ⑥ Optional Coordinating Wood Grain Laminate Available on wood cap arms or tablet - no upcharge. Finishes with an asterisk have a coordinating laminate available

Specifications

- Wood species - Maple.
- Wood caps and tablet are ¾" thick.
- Plywood construction with spiral grooved solid wood dowels, glue and screws.
- Some assembly required.
- Linking bracket included.
- Standard with nylon glides.

Description	Model	Specifications	List Price Per Grade																																		
22.5° Linking Table 	EN22B · 22.5° upholstered linking table · attaches to lounge or bench units · metal spacers will match leg color · overall width range is 16½ - 26½	<table border="1"> <thead> <tr> <th>Dimensions</th> <th>D</th> <th>W</th> <th>H</th> </tr> </thead> <tbody> <tr> <td>Overall</td> <td>27</td> <td>26½</td> <td>16</td> </tr> </tbody> </table>	Dimensions	D	W	H	Overall	27	26½	16	<table border="1"> <thead> <tr> <th>COM</th> <th>\$1,342</th> </tr> </thead> <tbody> <tr><td>A</td><td>\$1,366</td></tr> <tr><td>B</td><td>\$1,414</td></tr> <tr><td>COL/C</td><td>\$1,492</td></tr> <tr><td>D</td><td>\$1,598</td></tr> <tr><td>E</td><td>\$1,703</td></tr> <tr><td>F</td><td>\$1,815</td></tr> <tr><td>G</td><td>\$1,974</td></tr> <tr><td>H</td><td>\$2,141</td></tr> <tr><td>I</td><td>\$2,405</td></tr> <tr><td>J</td><td>\$2,721</td></tr> <tr><td>L1</td><td>\$2,088</td></tr> <tr><td>L2</td><td>\$2,277</td></tr> </tbody> </table>	COM	\$1,342	A	\$1,366	B	\$1,414	COL/C	\$1,492	D	\$1,598	E	\$1,703	F	\$1,815	G	\$1,974	H	\$2,141	I	\$2,405	J	\$2,721	L1	\$2,088	L2	\$2,277
		Dimensions	D	W	H																																
Overall	27	26½	16																																		
COM	\$1,342																																				
A	\$1,366																																				
B	\$1,414																																				
COL/C	\$1,492																																				
D	\$1,598																																				
E	\$1,703																																				
F	\$1,815																																				
G	\$1,974																																				
H	\$2,141																																				
I	\$2,405																																				
J	\$2,721																																				
L1	\$2,088																																				
L2	\$2,277																																				
		<table border="1"> <thead> <tr> <th>Upholstery</th> <th colspan="3">Shipping</th> </tr> </thead> <tbody> <tr> <td>COM Ydg</td> <td>1⅝</td> <td>Ctn Wt</td> <td>46</td> </tr> <tr> <td>COL Sq Ft</td> <td>33</td> <td>Cu Ft</td> <td>8</td> </tr> </tbody> </table>	Upholstery	Shipping			COM Ydg	1⅝	Ctn Wt	46	COL Sq Ft	33	Cu Ft	8																							
Upholstery	Shipping																																				
COM Ydg	1⅝	Ctn Wt	46																																		
COL Sq Ft	33	Cu Ft	8																																		
45° Linking Table 	EN45B · 45° upholstered linking table · attaches to lounge or bench units · metal spacers will match leg color · overall width range is 10½ - 26½	<table border="1"> <thead> <tr> <th>Dimensions</th> <th>D</th> <th>W</th> <th>H</th> </tr> </thead> <tbody> <tr> <td>Overall</td> <td>25½</td> <td>26½</td> <td>16</td> </tr> </tbody> </table>	Dimensions	D	W	H	Overall	25½	26½	16	<table border="1"> <thead> <tr> <th>COM</th> <th>\$1,304</th> </tr> </thead> <tbody> <tr><td>A</td><td>\$1,326</td></tr> <tr><td>B</td><td>\$1,373</td></tr> <tr><td>COL/C</td><td>\$1,458</td></tr> <tr><td>D</td><td>\$1,560</td></tr> <tr><td>E</td><td>\$1,668</td></tr> <tr><td>F</td><td>\$1,777</td></tr> <tr><td>G</td><td>\$1,935</td></tr> <tr><td>H</td><td>\$2,105</td></tr> <tr><td>I</td><td>\$2,367</td></tr> <tr><td>J</td><td>\$2,682</td></tr> <tr><td>L1</td><td>\$2,051</td></tr> <tr><td>L2</td><td>\$2,239</td></tr> </tbody> </table>	COM	\$1,304	A	\$1,326	B	\$1,373	COL/C	\$1,458	D	\$1,560	E	\$1,668	F	\$1,777	G	\$1,935	H	\$2,105	I	\$2,367	J	\$2,682	L1	\$2,051	L2	\$2,239
		Dimensions	D	W	H																																
Overall	25½	26½	16																																		
COM	\$1,304																																				
A	\$1,326																																				
B	\$1,373																																				
COL/C	\$1,458																																				
D	\$1,560																																				
E	\$1,668																																				
F	\$1,777																																				
G	\$1,935																																				
H	\$2,105																																				
I	\$2,367																																				
J	\$2,682																																				
L1	\$2,051																																				
L2	\$2,239																																				
		<table border="1"> <thead> <tr> <th>Upholstery</th> <th colspan="3">Shipping</th> </tr> </thead> <tbody> <tr> <td>COM Ydg</td> <td>1⅝</td> <td>Ctn Wt</td> <td>46</td> </tr> <tr> <td>COL Sq Ft</td> <td>33</td> <td>Cu Ft</td> <td>8</td> </tr> </tbody> </table>	Upholstery	Shipping			COM Ydg	1⅝	Ctn Wt	46	COL Sq Ft	33	Cu Ft	8																							
Upholstery	Shipping																																				
COM Ydg	1⅝	Ctn Wt	46																																		
COL Sq Ft	33	Cu Ft	8																																		
Square Linking Table 	EN90B · used for straight run configurations · upholstered square linking table · attaches to lounge or bench units · metal spacers will match leg color	<table border="1"> <thead> <tr> <th>Dimensions</th> <th>D</th> <th>W</th> <th>H</th> </tr> </thead> <tbody> <tr> <td>Overall</td> <td>25½</td> <td>23½</td> <td>16</td> </tr> </tbody> </table>	Dimensions	D	W	H	Overall	25½	23½	16	<table border="1"> <thead> <tr> <th>COM</th> <th>\$1,404</th> </tr> </thead> <tbody> <tr><td>A</td><td>\$1,426</td></tr> <tr><td>B</td><td>\$1,476</td></tr> <tr><td>COL/C</td><td>\$1,556</td></tr> <tr><td>D</td><td>\$1,661</td></tr> <tr><td>E</td><td>\$1,767</td></tr> <tr><td>F</td><td>\$1,877</td></tr> <tr><td>G</td><td>\$2,038</td></tr> <tr><td>H</td><td>\$2,203</td></tr> <tr><td>I</td><td>\$2,468</td></tr> <tr><td>J</td><td>\$2,782</td></tr> <tr><td>L1</td><td>\$2,149</td></tr> <tr><td>L2</td><td>\$2,342</td></tr> </tbody> </table>	COM	\$1,404	A	\$1,426	B	\$1,476	COL/C	\$1,556	D	\$1,661	E	\$1,767	F	\$1,877	G	\$2,038	H	\$2,203	I	\$2,468	J	\$2,782	L1	\$2,149	L2	\$2,342
		Dimensions	D	W	H																																
Overall	25½	23½	16																																		
COM	\$1,404																																				
A	\$1,426																																				
B	\$1,476																																				
COL/C	\$1,556																																				
D	\$1,661																																				
E	\$1,767																																				
F	\$1,877																																				
G	\$2,038																																				
H	\$2,203																																				
I	\$2,468																																				
J	\$2,782																																				
L1	\$2,149																																				
L2	\$2,342																																				
		<table border="1"> <thead> <tr> <th>Upholstery</th> <th colspan="3">Shipping</th> </tr> </thead> <tbody> <tr> <td>COM Ydg</td> <td>1⅝</td> <td>Ctn Wt</td> <td>46</td> </tr> <tr> <td>COL Sq Ft</td> <td>33</td> <td>Cu Ft</td> <td>8</td> </tr> </tbody> </table>	Upholstery	Shipping			COM Ydg	1⅝	Ctn Wt	46	COL Sq Ft	33	Cu Ft	8																							
Upholstery	Shipping																																				
COM Ydg	1⅝	Ctn Wt	46																																		
COL Sq Ft	33	Cu Ft	8																																		

Description	D	W	H	CTN WT	CU FT	① Model	List Price
Mini Power Tilt Out	4 ¼	5 ½		6	1	EC11	\$409



- fluid one touch tilt up access
- two power receptacles - 120 volt; 15 amp
- 72" power cord with molded plug
- drop in field installation required
- located in side panel of Encore Lounge or Bench units without arms (indicate right or left side panel as seated in the unit)
- UL listed component
- available in Silver finish

Mini Power and USB Tilt Up	4 ¼	5 ½		6	1	EC12	\$441
-----------------------------------	-----	-----	--	---	---	-------------	--------------



- fluid one touch tilt up access
- one power receptacle - 120 volt; 15 amp dual powered USB
- 72" power cord with molded plug
- drop in field installation required
- located in side panel of Encore Lounge or Bench units without arms (indicate right or left side panel as seated in the unit)
- UL listed component
- available in Silver finish

To Order, Specify:

- ① Model Number
- ② Wood Species - Maple (M)
- ③ Wood Finish [See Wood Finish Options](#)
- ④ Fabric Selection - vendor, pattern and color
Visit www.jsifurniture.com/finishes-and-materials/textiles for our textiles program.
See selection of standard and graded in manufacturers and patterns.
- ⑤ Leg Style and Color
- ⑥ Metal Color - Black Sandtex (BSX) or Stardust Silver (STS)
- ⑦ Optional Coordinating Wood Grain Laminate Available on Top Surface - no upcharge. Finishes with an asterisk have a coordinating laminate available

Specifications

- Wood species - Maple.
- Upholstered arms have 4 ½" high density polyurethane foam.
- Table tops are ¾" thick.
- Plywood construction with spiral grooved solid wood dowels, glue and screws.
- Some assembly required.
- Linking bracket included.
- Standard with nylon glides.

Finn Lounge Order Check List:



Specify:

- 1. Model Number
- 2. Wood Species - Cherry (C), Maple (M), White Oak (WO) or Walnut (W)
- 3. Wood Finish
- 4. Fabric Selection - vendor, pattern and color
- 5. Table Tops - Glass (G) or Wood (W)

Example:

FI2311 (model #)	C (wood species)	CLC (finish)	MOMENTUM (fabric vendor)	VOX (pattern name)	MYSTIC (pattern color)
----------------------------	----------------------------	------------------------	------------------------------------	------------------------------	----------------------------------

1. Model Number

2. Wood Species - Cherry (C), Maple (M), White Oak (WO) or Walnut (W)

3. Wood Finish Options:

- CLC Clear on Cherry
- CLM Clear on Maple
- CLK Clear on White Oak
- CLW Clear on Walnut

4. Fabric Selection - Please supply the following:
Fabric vendor/Pattern name/Pattern color

[For a complete list of JSI Standard and Graded-In Textiles click here](#)

When specifying contrasting upholstery, indicate clearly which upholstery is to be applied to the seat and back. Use higher grade pricing.

- Indicate direction of fabric - Railroaded or Up the Roll
- Please provide illustration, if available

All COM orders must include the following:

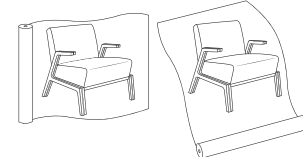
- Vendor's name, pattern name and color
- Sample of the fabric attached to order
- Model numbers of items for fabric application
- Special application instructions (e.g., all stripes will be applied front to back unless specified otherwise)
- Customer and purchase order number

Ship prepaid COM material to:



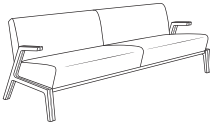
JSI
Attn: COM Department
201 East Martin Street
Receiving B, Dock 71
Orleans, IN 47452

Application of fabric:

Railroaded Up the Roll



All COM orders will ship at standard lead time from receipt of COM except for orders requiring special custom matched finishes.



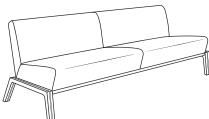
Description	① Model	Specifications				List Price Per Grade			
Single Seat 	FI2311 · cantilever arm	Dimensions				COM \$3,191 A \$3,212 B \$3,253 COL/C \$3,324 D \$3,415 E \$3,493 F \$3,629 G \$3,775 H \$3,900 I \$4,123 J \$4,388 L1 \$3,960 L2 \$4,174			
		Overall	30 ½	28	30 ¾				
		Seat	20 ½	24	16 ¾				
		Arm			22				
		Upholstery		Shipping					
		COM Ydg	2 ½	Ctn Wt	36				
		COL Sq Ft	58	Cu Ft	25				
		Two Seat 	FI2312 · cantilever arm	Dimensions				COM \$4,119 A \$4,152 B \$4,217 COL/C \$4,331 D \$4,478 E \$4,602 F \$4,820 G \$5,053 H \$5,253 I \$5,610 J \$6,034 L1 \$5,349 L2 \$5,692	
				Overall	30 ½		51 ¾		30 ¾
				Seat	20 ½		47 ¾		16 ¾
Arm					22				
Upholstery				Shipping					
COM Ydg	4			Ctn Wt	56				
COL Sq Ft	92			Cu Ft	39				
Three Seat 	FI2313 · cantilever arm			Dimensions					COM \$4,891 A \$4,945 B \$5,050 COL/C \$5,235 D \$5,473 E \$5,676 F \$6,030 G \$6,409 H \$6,734 I \$7,314 J \$8,002 L1 \$6,890 L2 \$7,446
				Overall	30 ½	75 ½	30 ¾		
				Seat	20 ½	71 ½	16 ¾		
		Arm			22				
		Upholstery		Shipping					
		COM Ydg	6 ½	Ctn Wt	64				
		COL Sq Ft	150	Cu Ft	75				



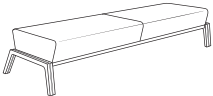
To Order, Specify:

- ① Model Number
 - ② Wood Species - Cherry (C), Maple (M), White Oak (WO) or Walnut (W)
 - ③ Wood Finish [See Wood Finish Options](#)
 - ④ Fabric Selection - vendor, pattern and color
- Visit www.jsifurniture.com/finishes-and-materials/textiles for our textiles program.
 See selection of standard and graded in manufacturers and patterns.

Specifications

- Wood species - Cherry, Maple, White Oak or Walnut in clear finish.
- Seat has 3" high density polyurethane foam and synthetic sheet webbing with cross strap reinforcement.
- Back has 1 ½" high density polyurethane foam.
- Mortise and tenon construction with corner blocks, glue and screws.
- Internal aluminum core throughout the legs and arms.
- Features fixed cushions.
- Standard with rubber cushion metal glides.

Description	Model	Specifications				List Price Per Grade
Single Seat 	FI2321	Dimensions				COM \$2,280
			D	W	H	A \$2,301
		Overall	30 ½	28	30 ¾	B \$2,342
		Seat	20 ½	24	16 ¾	COL/C \$2,413
		Arm				D \$2,504
		Upholstery		Shipping		E \$2,582
		COM Ydg	2 ½	Ctn Wt	29	F \$2,718
		COL Sq Ft	58	Cu Ft	25	G \$2,864
						H \$2,989
						I \$3,212
				J \$3,477		
				L1 \$3,049		
				L2 \$3,263		
Two Seat 	FI2322	Dimensions				COM \$3,207
			D	W	H	A \$3,240
		Overall	30 ½	51 ¾	30 ¾	B \$3,305
		Seat	20 ½	47 ¾	16 ¾	COL/C \$3,419
		Arm				D \$3,566
		Upholstery		Shipping		E \$3,690
		COM Ydg	4	Ctn Wt	49	F \$3,908
		COL Sq Ft	92	Cu Ft	39	G \$4,141
						H \$4,341
						I \$4,698
				J \$5,122		
				L1 \$4,437		
				L2 \$4,780		
Three Seat 	FI2323	Dimensions				COM \$3,975
			D	W	H	A \$4,029
		Overall	30 ½	75 ½	30 ¾	B \$4,134
		Seat	20 ½	71 ½	16 ¾	COL/C \$4,319
		Arm				D \$4,557
		Upholstery		Shipping		E \$4,760
		COM Ydg	6 ½	Ctn Wt	68	F \$5,114
		COL Sq Ft	150	Cu Ft	64	G \$5,493
						H \$5,818
						I \$6,398
				J \$7,086		
				L1 \$5,974		
				L2 \$6,530		

Description	① Model	Specifications				List Price Per Grade	
Single Seat Bench 	FI2331	Dimensions				COM	\$2,013
		Overall	22 ¼	28	16 ¾	A	\$2,026
		Seat	20 ½	24	16 ¾	B	\$2,050
		Arm				COL/C	\$2,093
		Upholstery		Shipping		D	\$2,148
		COM Ydg	1 ½	Ctn Wt	22	E	\$2,194
		COL Sq Ft	35	Cu Ft	13	F	\$2,276
						G	\$2,364
						H	\$2,439
						I	\$2,573
				J	\$2,731		
				L1	\$2,475		
				L2	\$2,603		
Two Seat Bench 	FI2332	Dimensions				COM	\$2,823
		Overall	22 ¼	51 ¾	16 ¾	A	\$2,844
		Seat	20 ½	47 ¾	16 ¾	B	\$2,885
		Arm				COL/C	\$2,956
		Upholstery		Shipping		D	\$3,047
		COM Ydg	2 ½	Ctn Wt	40	E	\$3,125
		COL Sq Ft	58	Cu Ft	20	F	\$3,261
						G	\$3,407
						H	\$3,532
						I	\$3,755
				J	\$4,020		
				L1	\$3,592		
				L2	\$3,806		
Three Seat Bench 	FI2333	Dimensions				COM	\$3,522
		Overall	22 ¼	75 ½	16 ¾	A	\$3,563
		Seat	20 ½	71 ½	16 ¾	B	\$3,645
		Arm				COL/C	\$3,787
		Upholstery		Shipping		D	\$3,970
		COM Ydg	5	Ctn Wt	57	E	\$4,126
		COL Sq Ft	115	Cu Ft	32	F	\$4,398
						G	\$4,690
						H	\$4,940
						I	\$5,386
				J	\$5,915		
				L1	\$5,060		
				L2	\$5,488		

To Order, Specify:

- ① Model Number
 - ② Wood Species - Cherry (C), Maple (M), White Oak (WO) or Walnut (W)
 - ③ Wood Finish [See Wood Finish Options](#)
 - ④ Fabric Selection - vendor, pattern and color
- Visit www.jsifurniture.com/finishes-and-materials/textiles for our textiles program.
See selection of standard and graded in manufacturers and patterns.

Specifications

- Wood species - Cherry, Maple, White Oak or Walnut in clear finish.
- Seat has 3" high density polyurethane foam and synthetic sheet webbing with cross strap reinforcement.
- Back has 1 ½" high density polyurethane foam.
- Mortise and tenon construction with corner blocks, glue and screws.
- Internal aluminum core throughout the legs and arms.
- Features fixed cushions.
- Standard with rubber cushion metal glides.

Description	D	W	H	CTN WT	CU FT	① Model	List Price
End Table	24	24	16	40	7	FI2424G	\$2,418



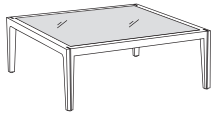
- glass top
- glossy low iron white back painted glass

End Table	28	20	16	39	7	FI2028G	\$2,431
-----------	----	----	----	----	---	---------	---------



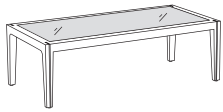
- glass top
- glossy low iron white back painted glass

Coffee Table	42	42	16	111	20	FI4242G	\$4,127
--------------	----	----	----	-----	----	---------	---------



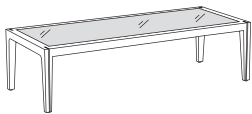
- glass top
- glossy low iron white back painted glass

Coffee Table	24	50	16	77	14	FI2450G	\$3,282
--------------	----	----	----	----	----	---------	---------



- glass top
- glossy low iron white back painted glass

Coffee Table	24	60	16	91	17	FI2460G	\$4,240
--------------	----	----	----	----	----	---------	---------



- glass top
- glossy low iron white back painted glass

FINN

Description	D	W	H	CTN WT	CU FT	① Model	List Price
End Table	24	24	16	24	7	FI2424W	\$2,258



- wood top
- parquet veneer face

End Table	28	20	16	24	7	FI2028W	\$2,286
-----------	----	----	----	----	---	---------	---------



- wood top
- parquet veneer face

Coffee Table	42	42	16	62	20	FI4242W	\$3,218
--------------	----	----	----	----	----	---------	---------



- wood top
- parquet veneer face

Coffee Table	24	50	16	45	14	FI2450W	\$2,816
--------------	----	----	----	----	----	---------	---------



- wood top
- parquet veneer face

Coffee Table	24	60	16	52	17	FI2460W	\$3,574
--------------	----	----	----	----	----	---------	---------



- wood top
- parquet veneer face

To Order, Specify:

- ① Model Number
- ② Wood Finish [See Wood Finish Options](#)

Specifications

- Wood species - Cherry, Maple, White Oak or Walnut in clear finish.
- Internal aluminum core throughout the legs.
- Standard with nylon glides.

Finn Nu Lounge Order Check List:



FINN NU

Specify:

- 1. Model Number
- 2. Wood Species - Maple (M)
- 3. Wood Finish
- 4. Fabric Selection - vendor, pattern and color
- 5. Table Tops - Glass (G) or Wood (W)

Example:

F12351 | **M** | **BAR** | **MOMENTUM** | **VOX** | **MYSTIC**
 (model #) | (wood species) | (finish) | (fabric vendor) | (pattern name) | (pattern color)

1. Model Number

2. Wood Species - Maple (M)

3. Wood Finish Options:

BAR	Barrel	MCH	Mocha
BRK	Brickdust	OBK	Outback
BUFF	Buff	PIL	Pilsner
CSK	Cask	PIN	Pinnacle Walnut
CND	Cinder	RAV	Raven
CLY	Clay	RYE	Rye
EGR	Egret	SAB	Sable
FAW	Fawn	SAD	Saddle
FLX	Flax	SIE	Sienna
FLN	Flint	TRF	Truffle
FLO	Florence Walnut	UMB	Umber
LOF	Loft	VAL	Valley
MES	Mesa	WLH	Walnut Heights
MIN	Mineral		

4. Fabric Selection - Please supply the following:
Fabric vendor/Pattern name/Pattern color

[For a complete list of JSI Standard and Graded-In Textiles click here](#)

When specifying contrasting upholstery, indicate clearly which upholstery is to be applied to the seat and back. Use higher grade pricing.

- Indicate direction of fabric - Railroaded or Up the Roll
- Please provide illustration, if available


All COM orders must include the following:

- Vendor's name, pattern name and color
- Sample of the fabric attached to order
- Model numbers of items for fabric application
- Special application instructions (e.g., all stripes will be applied front to back unless specified otherwise)
- Customer and purchase order number



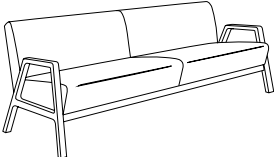
Ship prepaid COM material to:

JSI
 Attn: COM Department
 201 East Martin Street
 Receiving B, Dock 71
 Orleans, IN 47452

Application of fabric:
Railroaded Up the Roll



All COM orders will ship at standard lead time from receipt of COM except for orders requiring special custom matched finishes.

Description	① Model	Specifications				List Price Per Grade
Single Seat 	FI2351 · arm	Dimensions	D	W	H	COM \$1,789
		Overall	30½	27½	30¾	A \$1,810
		Seat	20½	24	16¾	B \$1,851
		Arm			22	COL/C \$1,922
		Upholstery	Shipping			D \$2,013
		COM Ydg	2½	Ctn Wt	36	E \$2,091
		COL Sq Ft	58	Cu Ft	25	F \$2,227
						G \$2,373
						H \$2,498
						I \$2,721
				J \$2,986		
				L1 \$2,558		
				L2 \$2,772		
Two Seat 	FI2352 · arm	Dimensions	D	W	H	COM \$2,463
		Overall	30½	51¼	30¾	A \$2,496
		Seat	20½	47¾	16¾	B \$2,561
		Arm			22	COL/C \$2,675
		Upholstery	Shipping			D \$2,822
		COM Ydg	4	Ctn Wt	56	E \$2,946
		COL Sq Ft	92	Cu Ft	39	F \$3,164
						G \$3,397
						H \$3,597
						I \$3,954
				J \$4,378		
				L1 \$3,693		
				L2 \$4,036		
Three Seat 	FI2353 · arm	Dimensions	D	W	H	COM \$3,139
		Overall	30½	75	30¾	A \$3,193
		Seat	20½	71½	16¾	B \$3,298
		Arm			22	COL/C \$3,483
		Upholstery	Shipping			D \$3,721
		COM Ydg	6½	Ctn Wt	64	E \$3,924
		COL Sq Ft	150	Cu Ft	75	F \$4,278
						G \$4,657
						H \$4,982
						I \$5,562
				J \$6,250		
				L1 \$5,138		
				L2 \$5,694		


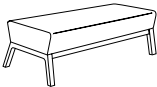
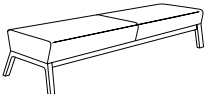
FINN NU

To Order, Specify:

- ① Model Number
 - ② Wood Species - Maple (M)
 - ③ Wood Finish [See Wood Finish Options](#)
 - ④ Fabric Selection - vendor, pattern and color
- Visit www.jsifurniture.com/finishes-and-materials/textiles for our textiles program.
See selection of standard and graded in manufacturers and patterns.

Specifications

- Wood species - Maple.
- Seat has 3" high density polyurethane foam and synthetic sheet webbing with cross strap reinforcement.
- Mortise and tenon construction with corner blocks, glue and screws
- Features fixed cushions.
- Standard with rubber cushion metal glides..

Description	Model	Specifications				List Price Per Grade	
Single Seat Bench 	FI2371	Dimensions		D	W	H	COM \$1,333
		Overall	22 ¼	24	16 ¾	A	\$1,346
		Seat	20 ½	24	16 ¾	B	\$1,370
		Upholstery		Shipping		COL/C	\$1,413
		COM Ydg	1 ½	Ctn Wt	22	D	\$1,468
		COL Sq Ft	35	Cu Ft	13	E	\$1,514
						F	\$1,596
				G	\$1,684		
				H	\$1,759		
				I	\$1,893		
				J	\$2,051		
				L1	\$1,795		
				L2	\$1,923		
Two Seat Bench 	FI2372	Dimensions		D	W	H	COM \$1,772
		Overall	22 ¼	47 ¾	16 ¾	A	\$1,793
		Seat	20 ½	47 ¾	16 ¾	B	\$1,834
		Upholstery		Shipping		COL/C	\$1,905
		COM Ydg	2 ½	Ctn Wt	40	D	\$1,996
		COL Sq Ft	58	Cu Ft	20	E	\$2,074
						F	\$2,210
				G	\$2,356		
				H	\$2,481		
				I	\$2,704		
				J	\$2,969		
				L1	\$2,541		
				L2	\$2,755		
Three Seat Bench 	FI2373	Dimensions		D	W	H	COM \$2,340
		Overall	22 ¼	71 ½	16 ¾	A	\$2,381
		Seat	20 ½	71 ½	16 ¾	B	\$2,463
		Upholstery		Shipping		COL/C	\$2,605
		COM Ydg	5	Ctn Wt	57	D	\$2,788
		COL Sq Ft	115	Cu Ft	32	E	\$2,944
						F	\$3,216
				G	\$3,508		
				H	\$3,758		
				I	\$4,204		
				J	\$4,733		
				L1	\$3,878		
				L2	\$4,306		

Description	D	W	H	CTN WT	CU FT	① Model	List Price
End Table	24	24	16	40	8	FI2424PG	\$1,821



- glass top
- glossy low iron white back painted glass

End Table	28	20	16	39	7	FI2028PG	\$1,819
-----------	----	----	----	----	---	----------	---------



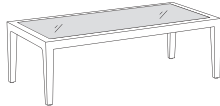
- glass top
- glossy low iron white back painted glass

Coffee Table	42	42	16	111	21	FI4242PG	\$3,350
--------------	----	----	----	-----	----	----------	---------



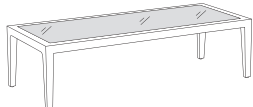
- glass top
- glossy low iron white back painted glass

Coffee Table	24	50	16	77	15	FI2450PG	\$2,602
--------------	----	----	----	----	----	----------	---------



- glass top
- glossy low iron white back painted glass

Coffee Table	24	60	16	91	17	FI2460PG	\$2,855
--------------	----	----	----	----	----	----------	---------



- glass top
- glossy low iron white back painted glass

To Order, Specify:

- ① Model Number
 - ② Wood Finish [See Wood Finish Options](#)
 - ③ Fabric Selection - vendor, pattern and color
- Visit www.jsifurniture.com/finishes-and-materials/textiles for our textiles program.
See selection of standard and graded in manufacturers and patterns.

Specifications

- Wood species - Maple.
- Standard with nylon glides.

Description	D	W	H	CTN WT	CU FT	① Model	List Price
End Table	24	24	16	24	8	FI2424PW	\$1,583



- wood top
- bookmatch maple veneer

End Table	28	20	16	24	7	FI2028PW	\$1,600
-----------	----	----	----	----	---	----------	---------




- wood top
- bookmatch maple veneer

Coffee Table	42	42	16	62	21	FI4242PW	\$2,098
--------------	----	----	----	----	----	----------	---------



- wood top
- bookmatch maple veneer

Coffee Table	24	50	16	45	15	FI2450PW	\$1,885
--------------	----	----	----	----	----	----------	---------



- wood top
- bookmatch maple veneer

Coffee Table	24	60	16	52	17	FI2460PW	\$1,931
--------------	----	----	----	----	----	----------	---------



- wood top
- bookmatch maple veneer

To Order, Specify:

- ① Model Number
- ② Wood Finish [See Wood Finish Options](#)

Specifications

- Wood species - Maple.
- Standard with nylon glides.

Garvey R5 Order Check List:



Specify:

- 1. Model Number
- 2. Fabric Selection - vendor, pattern and color
- 3. Arm Selection:
 - Garvey Back Style
 - A. Polished Aluminum Loop Arms (PAA) - no upcharge
 - B. Polished Aluminum Loop Arms with Arm Cap (PAC) - add \$87 list
 - R5 Back Style
 - A. Adjustable T Arms (ATA) - no upcharge
 - B. Polyurethane C Arms (CPU) - add \$87 list
 - C. Polished Aluminum C Arms with Arm Cap (CAC) - add \$206 list
- 4. Control Selection:
 - A. Swivel Tilt (SWT) - no upcharge
 - B. Synchro (SNC) - add \$163 list
 - C. Synchro with Seat Slide (SCC) - add \$209 list
- 5. 5 Star Base Selection:
 - A. Black Nylon (BL) - no upcharge
 - B. Polished Aluminum (PA) - add \$120 list
- 6. Caster Selection:
 - A. Black Hard Tread Dual Wheel (BLK) - no upcharge
 - B. Premium Polished Trim Gray Dual Wheel Soft Urethane (PPG) - add \$377 list

Example:

GV2105 (model #)	MOMENTUM (fabric vendor)	CANTER EPU (pattern name)	FOLKSTONE GREY (pattern color)	PAA (arm)	SWT (control)	BL (base)	BLK (caster)
----------------------------	------------------------------------	-------------------------------------	------------------------------------------	---------------------	-------------------------	---------------------	------------------------

1. Model Number

All COM orders will ship at standard lead time from receipt of COM except for orders requiring special custom matched finishes.

2. Fabric Selection - Please supply the following:
Fabric vendor/Pattern name/Pattern color

[For a complete list of JSI Standard and Graded-In Textiles click here](#)

When specifying contrasting upholstery, indicate clearly which upholstery is to be applied to the seat, back and arms. Use higher grade pricing.

- Indicate direction of fabric - Railroaded or Up the Roll
- Please provide illustration, if available

All COM orders must include the following:

- Vendor's name, pattern name and color
- Sample of the fabric attached to order
- Model numbers of items for fabric application
- Special application instructions (e.g., all stripes will be applied front to back unless specified otherwise)
- Customer and purchase order number

Ship prepaid COM material to:
JSI

Attn: COM Department
201 East Martin Street
Receiving B, Dock 71
Orleans, IN 47452

Application of fabric:
Railroaded Up the Roll



3. Arm Selection:

Garvey Back Style

- A. Polished Aluminum Loop Arms (PAA) - no upcharge
- B. Polished Aluminum Loop Arms with Arm Cap (PAC) - add \$87 list

R5 Back Style

- A. Adjustable T Arms (ATA) - no upcharge
- B. Polyurethane C Arms (CPU) - add \$87 list
- C. Polished Aluminum C Arms with Cap (CAC) - add \$206

4. Control Selection:


- A. Swivel Tilt (SWT) - no upcharge
- B. Synchro (SNC) - add \$163 list
- C. Synchro with Seat Slide (SSC) - add \$209 list

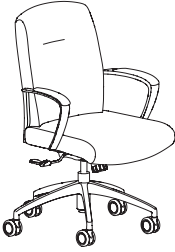
5. 5 Star Base Selection:

- A. Black Nylon (BL) - no upcharge
- B. Polished Aluminum (PA) - add \$120 list

6. Caster Selection:

- A. Black Hard Tread Dual Wheel (BLK) - no upcharge
- B. Premium Polished Trim Gray Dual Wheel Soft Urethane (PPG) - add \$377 list

Description	1 Model	Specifications			List Price Per Grade		
Garvey Back Style - Executive High Back 	GV2105 <ul style="list-style-type: none"> unique curved back detail molds around the loop arm specify arm: polished aluminum loop arms or polished aluminum loop arms with arm cap specify control: swivel tilt or synchro tilt control specify 5 star base: black nylon or polished aluminum base specify caster: black hard tread dual wheel caster or premium polished trim grey dual wheel soft urethane caster 	Dimensions	D	W	H	COM	\$1,520
		Overall	26	25	42-45 1/2	A	\$1,539
		Seat	20	20 1/2	18-21 1/2	B	\$1,576
		Arm			25-30	COL/C	\$1,640
		Upholstery	Shipping			D	\$1,722
		Ydg	2 1/4	Ctn Wt	60	E	\$1,792
		Sq Ft	41 1/2	Cu Ft	20	F	\$1,915
						G	\$2,046
						H	\$2,158
						I	\$2,359
				J	\$2,597		
				L1	\$2,095		
				L2	\$2,259		

Garvey Back Style - Management Mid Back 	GV2100 <ul style="list-style-type: none"> unique curved back detail molds around the loop arm specify arm: polished aluminum loop arms or polished aluminum loop arms with arm cap specify control: swivel tilt or synchro tilt control specify 5 star base: black nylon or polished aluminum base specify caster: black hard tread dual wheel caster or premium polished trim grey dual wheel soft urethane caster 	Dimensions	D	W	H	COM	\$1,482
		Overall	26	25	38-41 1/2	A	\$1,499
		Seat	20	20 1/2	18-21 1/2	B	\$1,531
		Arm			25-30	COL/C	\$1,588
		Upholstery	Shipping			D	\$1,662
		Ydg	2	Ctn Wt	55	E	\$1,724
		Sq Ft	41 1/4	Cu Ft	18	F	\$1,833
						G	\$1,949
						H	\$2,049
						I	\$2,228
				J	\$2,440		
				L1	\$2,051		
				L2	\$2,210		

GARVEY R5

To Order, Specify:

- 1 Model Number
- 2 Fabric Selection - vendor, pattern and color
Visit www.jsifurniture.com/finishes-and-materials/textiles for our textiles program.
See selection of standard and graded in manufacturers and patterns.
- 3 Arms - Polished Aluminum Loop Arms (PAA), no upcharge,
Polished Aluminum Loop Arms with Arm Cap (PAC), or \$87 list
- 4 Control - Swivel Tilt (SWT), no upcharge;
Synchro (SNC), add \$163 list
Synchro Seat Slide (SSC), add \$209 list
- 5 Base - Black Nylon (BL), - no upcharge;
Polished Aluminum (PA), - add \$120 list
- 6 Caster - Black Hard Tread Dual Wheel (BLK), - no upcharge;
Premium Polished Trim Gray Dual Wheel Soft Urethane (PPG), - add \$377 list

Description

① Model

Specifications

List Price Per Grade

R5 Back Style - Executive Fixed High Back



GV1722

- specify arm: adjustable T arms, polyurethane C arms or polished aluminum C arms with arm cap
- specify control: swivel tilt or synchro tilt or synchro w/seat slider control
- specify 5 star base: black nylon or polished aluminum base
- specify caster: black hard tread dual wheel caster or premium polished trim grey dual wheel soft urethane caster

Dimensions	D	W	H
Overall	25	30	43-48 1/2
Seat	18 1/2	21 1/2	21 1/2
Arm			23 1/2-29
Upholstery		Shipping	
Ydg	2 2/3	Ctn Wt	52
Sq Ft	55	Cu Ft	16

COM	\$1,383
A	\$1,405
B	\$1,449
COL/C	\$1,524
D	\$1,622
E	\$1,704
F	\$1,849
G	\$2,005
H	\$2,137
I	\$2,375
J	\$2,656
L1	\$2,146
L2	\$2,360

R5 Back Style - Management Fixed Mid Back




GV1721


- specify arm: adjustable T arms, polyurethane C arms or polished aluminum C arms with arm cap
- specify control: swivel tilt or synchro tilt or synchro w/seat slider control
- specify 5 star base: black nylon or polished aluminum base
- specify caster: black hard tread dual wheel caster or premium polished trim grey dual wheel soft urethane caster

Dimensions	D	W	H
Overall	25	30	38-41 1/2
Seat	18 1/2	21 1/2	21 1/2
Arm			23 1/2-29
Upholstery		Shipping	
Ydg	2 1/3	Ctn Wt	49
Sq Ft	50	Cu Ft	12

COM	\$1,354
A	\$1,374
B	\$1,411
COL/C	\$1,478
D	\$1,563
E	\$1,636
F	\$1,763
G	\$1,899
H	\$2,015
I	\$2,223
J	\$2,469
L1	\$2,051
L2	\$2,246

GARVEY R5

Description	1 Model	Specifications	List Price Per Grade																																																						
R5 Back Style - Executive Adjustable High Back 	GV1724 <ul style="list-style-type: none"> back has five height ratchet positions for 2 1/2" vertical adjustment. specify arm: adjustable T arms, polyurethane C arms or polished aluminum C arms with arm cap specify control: swivel tilt or synchro tilt or synchro w/seat slider control specify 5 star base: black nylon or polished aluminum base specify caster: black hard tread dual wheel caster or premium polished trim grey dual wheel soft urethane caster 	<table border="1"> <thead> <tr> <th>Dimensions</th> <th>D</th> <th>W</th> <th>H</th> </tr> </thead> <tbody> <tr> <td>Overall</td> <td>25</td> <td>30</td> <td>43-48 1/2</td> </tr> <tr> <td>Seat</td> <td>18 1/2</td> <td>21 1/2</td> <td>21 1/2</td> </tr> <tr> <td>Arm</td> <td colspan="3">23 1/2-29</td> </tr> <tr> <th colspan="2">Upholstery</th> <th colspan="2">Shipping</th> </tr> <tr> <td>Ydg</td> <td>2 2/3</td> <td>Ctn Wt</td> <td>52</td> </tr> <tr> <td>Sq Ft</td> <td>55</td> <td>Cu Ft</td> <td>16</td> </tr> </tbody> </table>	Dimensions	D	W	H	Overall	25	30	43-48 1/2	Seat	18 1/2	21 1/2	21 1/2	Arm	23 1/2-29			Upholstery		Shipping		Ydg	2 2/3	Ctn Wt	52	Sq Ft	55	Cu Ft	16	<table> <tbody> <tr><td>COM</td><td>\$1,426</td></tr> <tr><td>A</td><td>\$1,448</td></tr> <tr><td>B</td><td>\$1,492</td></tr> <tr><td>COL/C</td><td>\$1,567</td></tr> <tr><td>D</td><td>\$1,665</td></tr> <tr><td>E</td><td>\$1,747</td></tr> <tr><td>F</td><td>\$1,892</td></tr> <tr><td>G</td><td>\$2,048</td></tr> <tr><td>H</td><td>\$2,180</td></tr> <tr><td>I</td><td>\$2,418</td></tr> <tr><td>J</td><td>\$2,699</td></tr> <tr><td>L1</td><td>\$1,894</td></tr> <tr><td>L2</td><td>\$2,034</td></tr> </tbody> </table>	COM	\$1,426	A	\$1,448	B	\$1,492	COL/C	\$1,567	D	\$1,665	E	\$1,747	F	\$1,892	G	\$2,048	H	\$2,180	I	\$2,418	J	\$2,699	L1	\$1,894	L2	\$2,034
		Dimensions	D	W	H																																																				
Overall	25	30	43-48 1/2																																																						
Seat	18 1/2	21 1/2	21 1/2																																																						
Arm	23 1/2-29																																																								
Upholstery		Shipping																																																							
Ydg	2 2/3	Ctn Wt	52																																																						
Sq Ft	55	Cu Ft	16																																																						
COM	\$1,426																																																								
A	\$1,448																																																								
B	\$1,492																																																								
COL/C	\$1,567																																																								
D	\$1,665																																																								
E	\$1,747																																																								
F	\$1,892																																																								
G	\$2,048																																																								
H	\$2,180																																																								
I	\$2,418																																																								
J	\$2,699																																																								
L1	\$1,894																																																								
L2	\$2,034																																																								

R5 Back Style - Management Adjustable Mid Back 	GV1723 <ul style="list-style-type: none"> back has five height ratchet positions for 2 1/2" vertical adjustment. specify arm: adjustable T arms, polyurethane C arms or polished aluminum C arms with arm cap specify control: swivel tilt or synchro tilt or synchro w/seat slider control specify 5 star base: black nylon or polished aluminum base specify caster: black hard tread dual wheel caster or premium polished trim grey dual wheel soft urethane caster 	<table border="1"> <thead> <tr> <th>Dimensions</th> <th>D</th> <th>W</th> <th>H</th> </tr> </thead> <tbody> <tr> <td>Overall</td> <td>25</td> <td>30</td> <td>38-41 1/2</td> </tr> <tr> <td>Seat</td> <td>18 1/2</td> <td>21 1/2</td> <td>21 1/2</td> </tr> <tr> <td>Arm</td> <td colspan="3">23 1/2-29</td> </tr> <tr> <th colspan="2">Upholstery</th> <th colspan="2">Shipping</th> </tr> <tr> <td>Ydg</td> <td>2 1/3</td> <td>Ctn Wt</td> <td>49</td> </tr> <tr> <td>Sq Ft</td> <td>50</td> <td>Cu Ft</td> <td>12</td> </tr> </tbody> </table>	Dimensions	D	W	H	Overall	25	30	38-41 1/2	Seat	18 1/2	21 1/2	21 1/2	Arm	23 1/2-29			Upholstery		Shipping		Ydg	2 1/3	Ctn Wt	49	Sq Ft	50	Cu Ft	12	<table> <tbody> <tr><td>COM</td><td>\$1,413</td></tr> <tr><td>A</td><td>\$1,433</td></tr> <tr><td>B</td><td>\$1,470</td></tr> <tr><td>COL/C</td><td>\$1,537</td></tr> <tr><td>D</td><td>\$1,622</td></tr> <tr><td>E</td><td>\$1,695</td></tr> <tr><td>F</td><td>\$1,822</td></tr> <tr><td>G</td><td>\$1,958</td></tr> <tr><td>H</td><td>\$2,074</td></tr> <tr><td>I</td><td>\$2,282</td></tr> <tr><td>J</td><td>\$2,528</td></tr> <tr><td>L1</td><td>\$2,110</td></tr> <tr><td>L2</td><td>\$2,305</td></tr> </tbody> </table>	COM	\$1,413	A	\$1,433	B	\$1,470	COL/C	\$1,537	D	\$1,622	E	\$1,695	F	\$1,822	G	\$1,958	H	\$2,074	I	\$2,282	J	\$2,528	L1	\$2,110	L2	\$2,305
		Dimensions	D	W	H																																																				
Overall	25	30	38-41 1/2																																																						
Seat	18 1/2	21 1/2	21 1/2																																																						
Arm	23 1/2-29																																																								
Upholstery		Shipping																																																							
Ydg	2 1/3	Ctn Wt	49																																																						
Sq Ft	50	Cu Ft	12																																																						
COM	\$1,413																																																								
A	\$1,433																																																								
B	\$1,470																																																								
COL/C	\$1,537																																																								
D	\$1,622																																																								
E	\$1,695																																																								
F	\$1,822																																																								
G	\$1,958																																																								
H	\$2,074																																																								
I	\$2,282																																																								
J	\$2,528																																																								
L1	\$2,110																																																								
L2	\$2,305																																																								

To Order, Specify:

- 1 Model Number
- 2 Fabric Selection - vendor, pattern and color
Visit www.jsifurniture.com/finishes-and-materials/textiles for our textiles program.
See selection of standard and graded in manufacturers and patterns.
- 3 Arms - Adjustable T Arms (ATA), no upcharge,
Polyurethane C Arms (CPU), add \$87 list
Polished Aluminum C Arms with Arm Cap (CAC), or \$206 list
- 4 Control - Swivel Tilt (SWT), no upcharge;
Synchro (SNC), add \$163 list
Synchro Seat Slide (SSC), add \$209 list
- 5 Base - Black Nylon (BL), - no upcharge;
Polished Aluminum (PA), - add \$120 list
- 6 Caster - Black Hard Tread Dual Wheel (BLK), - no upcharge;
Premium Polished Trim Gray Dual Wheel Soft Urethane (PPG), - add \$377 list

GARVEY R5

Gatsby Order Check List:



Specify:

- 1. Model Number
- 2. Wood Species - Maple (M)
- 3. Wood Finish
- 4. Fabric Selection - vendor, pattern and color
- 5. Optional Black Anti-Microbial Polyurethane Arm Caps
 - A. Single Seat - add \$126 list
 - B. Two Seat Tandem - add \$188 list
 - C. Three Seat Tandem - add \$249 list
 - D. Four Seat Tandem - add \$311 list
- 6. Optional Rubber Cushion Nylon Glides - no upcharge

Example:

GT4901E | M | BAR | MOMENTUM | VOX | MYSTIC
 (model #) | (wood species) | (finish) | (fabric vendor) | (pattern name) | (pattern color)

1. Model Number

- Model numbers of items for fabric application
- Special application instructions (e.g., all stripes will be applied front to back unless specified otherwise)
- Customer and purchase order number

2. Wood Species - Maple (M)

3. Wood Finish Options:

BAR Barrel	MCH Mocha
BRK Brickdust	OBK Outback
BUF Buff	PIL Pilsner
CSK Cask	PIN Pinnacle Walnut
CND Cinder	RAV Raven
CLY Clay	RYE Rye
EGR Egret	SAB Sable
FAW Fawn	SAD Saddle
FLX Flax	SIE Sienna
FLN Flint	TRF Truffle
FLO Florence Walnut	UMB Umber
LOF Loft	VAL Valley
MES Mesa	WLH Walnut Heights
MIN Mineral	

4. Fabric Selection - Please supply the following:
 Fabric vendor/Pattern name/Pattern color

[For a complete list of JSI Standard and Graded-In Textiles click here](#)

When specifying contrasting upholstery, indicate clearly which upholstery is to be applied to the seat and back. Use higher grade pricing.

- Indicate direction of fabric - Railroaded or Up the Roll
- Please provide illustration, if available

All COM orders must include the following:


- Vendor's name, pattern name and color
- Sample of the fabric attached to order

GT2 Gatsby

Ship prepaid COM material to:

JSI
 Attn: COM Department
 201 East Martin Street
 Receiving B, Dock 71
 Orleans, IN 47452

Application of fabric:
 Railroaded Up the Roll



All COM orders will ship at standard lead time from receipt of COM except for orders requiring special custom matched finishes.




5. Optional Black Anti-Microbial Polyurethane Arm Caps

- A. Single Seat - add \$126 list
- B. Two Seat Tandem - add \$188 list
- C. Three Seat Tandem - add \$249 list
- D. Four Seat Tandem - add \$311 list



6. Optional Rubber Cushion Nylon Glides - no upcharge

7. Product Options - Special Finish: \$384 list upcharge

Description	1 Model	Specifications				List Price Per Grade	
Guest Chair 	GT4903D · upholstered seat · fully upholstered back · armless · solid hardwood back frame with synthetic sheet webbing and ¾" high density polyurethane foam	Dimensions		D	W	H	COM \$1,024
		Overall	24½	22⅞	35⅝	A	\$1,037
		Seat	18½	20	19	B	\$1,061
		Upholstery		Shipping		COL/C	\$1,104
		COM Ydg	1½	Ctn Wt	30	D	\$1,159
		COL Sq Ft	27	Cu Ft	17	E	\$1,205
						F	\$1,287
						G	\$1,375
						H	\$1,450
						I	\$1,584
				J	\$1,742		
				L1	\$1,252		
				L2	\$1,322		
Guest Chair 	GT4903E · upholstered seat · ¾ upholstered back · armless · solid hardwood back frame with synthetic sheet webbing and ¾" high density polyurethane foam	Dimensions		D	W	H	COM \$1,014
		Overall	24½	22⅞	35⅝	A	\$1,027
		Seat	18½	20	19	B	\$1,051
		Upholstery		Shipping		COL/C	\$1,094
		COM Ydg	1½	Ctn Wt	29	D	\$1,149
		COL Sq Ft	27	Cu Ft	17	E	\$1,195
						F	\$1,277
						G	\$1,365
						H	\$1,440
						I	\$1,574
				J	\$1,732		
				L1	\$1,242		
				L2	\$1,312		
Guest Chair 	GT4903F · upholstered seat · veneer plywood back panel · armless	Dimensions		D	W	H	COM \$922
		Overall	24½	22⅞	35⅝	A	\$930
		Seat	18½	20	19	B	\$944
		Upholstery		Shipping		COL/C	\$969
		COM Ydg	⅞	Ctn Wt	26	D	\$1,001
		COL Sq Ft	16	Cu Ft	17	E	\$1,028
						F	\$1,076
						G	\$1,127
						H	\$1,170
						I	\$1,249
				J	\$1,341		
				L1	\$1,063		
				L2	\$1,106		


GATSBY


To Order, Specify:



- 1 Model Number
- 2 Wood Species - Maple (M)
- 3 Wood Finish [See Wood Finish Options](#)
- 4 Fabric Selection - vendor, pattern and color
 Visit www.jsifurniture.com/finishes-and-materials/textiles for our textiles program.
 See selection of standard and graded in manufacturers and patterns.
- 5 Optional Rubber Cushion Nylon Glides - no upcharge




Specifications

- Wood species - Maple.
- Mortise and tenon construction with corner blocks, glue and screws.
- Seat has ½" plywood with synthetic sheet webbing and 2 ½" high density polyurethane foam.
- Wall saver feature.
- Standard with rubber cushion metal glides.

Description	Model	Specifications	List Price Per Grade												
Guest Chair 	GT4903G · upholstered seat · upholstered plywood back panel with 1/2" high density polyurethane foam · armless	<table border="1"> <thead> <tr> <th>Dimensions</th> <th>D</th> <th>W</th> <th>H</th> </tr> </thead> <tbody> <tr> <td>Overall</td> <td>24 1/2</td> <td>22 1/8</td> <td>35 3/8</td> </tr> <tr> <td>Seat</td> <td>18 1/2</td> <td>20</td> <td>19</td> </tr> </tbody> </table>	Dimensions	D	W	H	Overall	24 1/2	22 1/8	35 3/8	Seat	18 1/2	20	19	COM \$943 A \$951 B \$965 COL/C \$990 D \$1,022 E \$1,049 F \$1,097 G \$1,148 H \$1,191 I \$1,270 J \$1,362 L1 \$1,084 L2 \$1,127
		Dimensions	D	W	H										
		Overall	24 1/2	22 1/8	35 3/8										
		Seat	18 1/2	20	19										
		<table border="1"> <thead> <tr> <th>Upholstery</th> <th colspan="3">Shipping</th> </tr> </thead> <tbody> <tr> <td>COM Ydg</td> <td>7/8</td> <td>Ctn Wt</td> <td>27</td> </tr> <tr> <td>COL Sq Ft</td> <td>16</td> <td>Cu Ft</td> <td>17</td> </tr> </tbody> </table>	Upholstery	Shipping			COM Ydg	7/8	Ctn Wt	27	COL Sq Ft	16	Cu Ft	17	
		Upholstery	Shipping												
		COM Ydg	7/8	Ctn Wt	27										
		COL Sq Ft	16	Cu Ft	17										

Guest Chair 	GT4903I · upholstered seat · vertical slat back · steam bent slats · armless	<table border="1"> <thead> <tr> <th>Dimensions</th> <th>D</th> <th>W</th> <th>H</th> </tr> </thead> <tbody> <tr> <td>Overall</td> <td>24 1/2</td> <td>22 1/8</td> <td>35 3/8</td> </tr> <tr> <td>Seat</td> <td>18 1/2</td> <td>20</td> <td>19</td> </tr> </tbody> </table>	Dimensions	D	W	H	Overall	24 1/2	22 1/8	35 3/8	Seat	18 1/2	20	19	COM \$1,027 A \$1,035 B \$1,049 COL/C \$1,074 D \$1,106 E \$1,133 F \$1,181 G \$1,232 H \$1,275 I \$1,354 J \$1,446 L1 \$1,168 L2 \$1,211
		Dimensions	D	W	H										
		Overall	24 1/2	22 1/8	35 3/8										
		Seat	18 1/2	20	19										
		<table border="1"> <thead> <tr> <th>Upholstery</th> <th colspan="3">Shipping</th> </tr> </thead> <tbody> <tr> <td>COM Ydg</td> <td>7/8</td> <td>Ctn Wt</td> <td>26</td> </tr> <tr> <td>COL Sq Ft</td> <td>16</td> <td>Cu Ft</td> <td>17</td> </tr> </tbody> </table>	Upholstery	Shipping			COM Ydg	7/8	Ctn Wt	26	COL Sq Ft	16	Cu Ft	17	
		Upholstery	Shipping												
		COM Ydg	7/8	Ctn Wt	26										
		COL Sq Ft	16	Cu Ft	17										

Guest Chair   upholstered vertical slat back	GT4903J · upholstered seat · upholstered vertical slat back · steam bent slats with 3/4" high density polyurethane foam · armless	<table border="1"> <thead> <tr> <th>Dimensions</th> <th>D</th> <th>W</th> <th>H</th> </tr> </thead> <tbody> <tr> <td>Overall</td> <td>24 1/2</td> <td>22 1/8</td> <td>35 3/8</td> </tr> <tr> <td>Seat</td> <td>18 1/2</td> <td>20</td> <td>19</td> </tr> </tbody> </table>	Dimensions	D	W	H	Overall	24 1/2	22 1/8	35 3/8	Seat	18 1/2	20	19	COM \$1,084 A \$1,097 B \$1,121 COL/C \$1,164 D \$1,219 E \$1,265 F \$1,347 G \$1,435 H \$1,510 I \$1,644 J \$1,802 L1 \$1,312 L2 \$1,382
		Dimensions	D	W	H										
		Overall	24 1/2	22 1/8	35 3/8										
		Seat	18 1/2	20	19										
		<table border="1"> <thead> <tr> <th>Upholstery</th> <th colspan="3">Shipping</th> </tr> </thead> <tbody> <tr> <td>COM Ydg</td> <td>1 1/2</td> <td>Ctn Wt</td> <td>29</td> </tr> <tr> <td>COL Sq Ft</td> <td>27</td> <td>Cu Ft</td> <td>17</td> </tr> </tbody> </table>	Upholstery	Shipping			COM Ydg	1 1/2	Ctn Wt	29	COL Sq Ft	27	Cu Ft	17	
		Upholstery	Shipping												
		COM Ydg	1 1/2	Ctn Wt	29										
		COL Sq Ft	27	Cu Ft	17										

Description	1 Model	Specifications				List Price Per Grade	
Guest Chair 	GT4901D · upholstered seat · fully upholstered back · solid hardwood back frame with synthetic sheet webbing and 3/4" high density polyurethane foam	Dimensions		D	W	H	COM \$1,024
		Overall	24 1/2	22 1/8	35 3/8	A	\$1,037
		Seat	18 1/4	20	19	B	\$1,061
		Arm			25 7/8	COL/C	\$1,104
		Upholstery		Shipping		D	\$1,159
		COM Ydg	1 1/2	Ctn Wt	30	E	\$1,205
		COL Sq Ft	27	Cu Ft	17	F	\$1,287
						G	\$1,375
						H	\$1,450
						I	\$1,584
				J	\$1,742		
				L1	\$1,252		
				L2	\$1,322		
Guest Chair 	GT4901E · upholstered seat · 3/4 upholstered back · solid hardwood back frame with synthetic sheet webbing and 3/4" high density polyurethane foam	Dimensions		D	W	H	COM \$1,014
		Overall	24 1/2	22 1/8	35 3/8	A	\$1,027
		Seat	18 1/4	20	19	B	\$1,051
		Arm			25 7/8	COL/C	\$1,094
		Upholstery		Shipping		D	\$1,149
		COM Ydg	1 1/2	Ctn Wt	29	E	\$1,195
		COL Sq Ft	27	Cu Ft	17	F	\$1,277
						G	\$1,365
						H	\$1,440
						I	\$1,574
				J	\$1,732		
				L1	\$1,242		
				L2	\$1,312		
Guest Chair 	GT4901F · upholstered seat · veneer plywood back panel	Dimensions		D	W	H	COM \$922
		Overall	24 1/2	22 1/8	35 3/8	A	\$930
		Seat	19	20	19	B	\$944
		Arm			25 7/8	COL/C	\$969
		Upholstery		Shipping		D	\$1,001
		COM Ydg	7/8	Ctn Wt	26	E	\$1,028
		COL Sq Ft	16	Cu Ft	17	F	\$1,076
						G	\$1,127
						H	\$1,170
						I	\$1,249
				J	\$1,341		
				L1	\$1,063		
				L2	\$1,106		


GATSBY


To Order, Specify:



- 1 Model Number
- 2 Wood Species - Maple (M)
- 3 Wood Finish [See Wood Finish Options](#)
- 4 Fabric Selection - vendor, pattern and color
 Visit www.jsifurniture.com/finishes-and-materials/textiles for our textiles program.
 See selection of standard and graded in manufacturers and patterns.
- 5 Optional Black Anti-Microbial Polyurethane Arm Caps - add \$126 list
- 6 Optional Rubber Cushion Nylon Glides - no upcharge

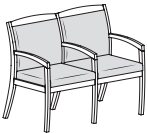

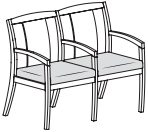
Specifications

- Wood species - Maple.
- Mortise and tenon construction with corner blocks, glue and screws.
- Seat has 1/2" plywood with synthetic sheet webbing and 2 1/2" high density polyurethane foam.
- Wall saver feature.
- Standard with rubber cushion metal glides.

Description	Model	Specifications	List Price Per Grade																							
Guest Chair 	GT4901G · upholstered seat · upholstered plywood back panel with 1/2" high density polyurethane foam	<table border="1"> <thead> <tr> <th>Dimensions</th> <th>D</th> <th>W</th> <th>H</th> </tr> </thead> <tbody> <tr> <td>Overall</td> <td>24 1/2</td> <td>22 1/8</td> <td>35 3/8</td> </tr> <tr> <td>Seat</td> <td>18 1/2</td> <td>20</td> <td>19</td> </tr> <tr> <td>Arm</td> <td></td> <td></td> <td>25 7/8</td> </tr> </tbody> </table>	Dimensions	D	W	H	Overall	24 1/2	22 1/8	35 3/8	Seat	18 1/2	20	19	Arm			25 7/8	<table border="1"> <thead> <tr> <th>Upholstery</th> <th>Shipping</th> </tr> </thead> <tbody> <tr> <td>COM Ydg</td> <td>7/8 Ctn Wt 27</td> </tr> <tr> <td>COL Sq Ft</td> <td>16 Cu Ft 17</td> </tr> </tbody> </table>	Upholstery	Shipping	COM Ydg	7/8 Ctn Wt 27	COL Sq Ft	16 Cu Ft 17	COM \$943 A \$951 B \$965 COL/C \$990 D \$1,022 E \$1,049 F \$1,097 G \$1,148 H \$1,191 I \$1,270 J \$1,362 L1 \$1,084 L2 \$1,127
		Dimensions	D	W	H																					
		Overall	24 1/2	22 1/8	35 3/8																					
		Seat	18 1/2	20	19																					
		Arm			25 7/8																					
		Upholstery	Shipping																							
		COM Ydg	7/8 Ctn Wt 27																							
		COL Sq Ft	16 Cu Ft 17																							

Guest Chair 	GT4901I · upholstered seat · vertical slat back · steam bent slats	<table border="1"> <thead> <tr> <th>Dimensions</th> <th>D</th> <th>W</th> <th>H</th> </tr> </thead> <tbody> <tr> <td>Overall</td> <td>24 1/2</td> <td>22 1/8</td> <td>35 3/8</td> </tr> <tr> <td>Seat</td> <td>19</td> <td>20</td> <td>19</td> </tr> <tr> <td>Arm</td> <td></td> <td></td> <td>25 7/8</td> </tr> </tbody> </table>	Dimensions	D	W	H	Overall	24 1/2	22 1/8	35 3/8	Seat	19	20	19	Arm			25 7/8	<table border="1"> <thead> <tr> <th>Upholstery</th> <th>Shipping</th> </tr> </thead> <tbody> <tr> <td>COM Ydg</td> <td>7/8 Ctn Wt 26</td> </tr> <tr> <td>COL Sq Ft</td> <td>16 Cu Ft 17</td> </tr> </tbody> </table>	Upholstery	Shipping	COM Ydg	7/8 Ctn Wt 26	COL Sq Ft	16 Cu Ft 17	COM \$1,027 A \$1,035 B \$1,049 COL/C \$1,074 D \$1,106 E \$1,133 F \$1,181 G \$1,232 H \$1,275 I \$1,354 J \$1,446 L1 \$1,168 L2 \$1,211
		Dimensions	D	W	H																					
		Overall	24 1/2	22 1/8	35 3/8																					
		Seat	19	20	19																					
		Arm			25 7/8																					
		Upholstery	Shipping																							
		COM Ydg	7/8 Ctn Wt 26																							
		COL Sq Ft	16 Cu Ft 17																							

Guest Chair   upholstered vertical slat back	GT4901J · upholstered seat · upholstered vertical slat back · steam bent slats with 3/4" high density polyurethane foam	<table border="1"> <thead> <tr> <th>Dimensions</th> <th>D</th> <th>W</th> <th>H</th> </tr> </thead> <tbody> <tr> <td>Overall</td> <td>24 1/2</td> <td>22 1/8</td> <td>35 3/8</td> </tr> <tr> <td>Seat</td> <td>18 1/4</td> <td>20</td> <td>19</td> </tr> <tr> <td>Arm</td> <td></td> <td></td> <td>25 7/8</td> </tr> </tbody> </table>	Dimensions	D	W	H	Overall	24 1/2	22 1/8	35 3/8	Seat	18 1/4	20	19	Arm			25 7/8	<table border="1"> <thead> <tr> <th>Upholstery</th> <th>Shipping</th> </tr> </thead> <tbody> <tr> <td>COM Ydg</td> <td>1 1/2 Ctn Wt 29</td> </tr> <tr> <td>COL Sq Ft</td> <td>27 Cu Ft 17</td> </tr> </tbody> </table>	Upholstery	Shipping	COM Ydg	1 1/2 Ctn Wt 29	COL Sq Ft	27 Cu Ft 17	COM \$1,084 A \$1,097 B \$1,121 COL/C \$1,164 D \$1,219 E \$1,265 F \$1,347 G \$1,435 H \$1,510 I \$1,644 J \$1,802 L1 \$1,312 L2 \$1,382
		Dimensions	D	W	H																					
		Overall	24 1/2	22 1/8	35 3/8																					
		Seat	18 1/4	20	19																					
		Arm			25 7/8																					
		Upholstery	Shipping																							
		COM Ydg	1 1/2 Ctn Wt 29																							
		COL Sq Ft	27 Cu Ft 17																							


Description	1 Model	Specifications				List Price Per Grade	
Two Seat Tandem Guest Chair 	GT4992D · upholstered seat · fully upholstered back · solid hardwood back frame with synthetic sheet webbing and 3/4" high density polyurethane foam	Dimensions		D	W	H	COM \$1,834
		Overall	24 1/2	43 1/8	35 3/8	A	\$1,859
		Seat	18 1/4	20	19	B	\$1,908
		Arm			25 7/8	COL/C	\$1,993
		Upholstery		Shipping		D	\$2,103
		COM Ydg	3	Ctn Wt	48	E	\$2,196
		COL Sq Ft	54	Cu Ft	25	F	\$2,360
						G	\$2,535
						H	\$2,685
						I	\$2,953
				J	\$3,270		
				L1	\$2,290		
				L2	\$2,430		
Two Seat Tandem Guest Chair 	GT4992E · upholstered seat · 3/4 upholstered back · solid hardwood back frame with synthetic sheet webbing and 3/4" high density polyurethane foam	Dimensions		D	W	H	COM \$1,821
		Overall	24 1/2	43 1/8	35 3/8	A	\$1,846
		Seat	18 1/4	20	19	B	\$1,895
		Arm			25 7/8	COL/C	\$1,980
		Upholstery		Shipping		D	\$2,090
		COM Ydg	3	Ctn Wt	47	E	\$2,183
		COL Sq Ft	54	Cu Ft	25	F	\$2,347
						G	\$2,522
						H	\$2,672
						I	\$2,940
				J	\$3,257		
				L1	\$2,277		
				L2	\$2,417		
Two Seat Tandem Guest Chair 	GT4992F · upholstered seat · veneer plywood back panel	Dimensions		D	W	H	COM \$1,690
		Overall	24 1/2	43 1/8	35 3/8	A	\$1,705
		Seat	19	20	19	B	\$1,733
		Arm			25 7/8	COL/C	\$1,783
		Upholstery		Shipping		D	\$1,847
		COM Ydg	1 3/4	Ctn Wt	44	E	\$1,902
		COL Sq Ft	32	Cu Ft	25	F	\$1,997
						G	\$2,099
						H	\$2,186
						I	\$2,343
				J	\$2,528		
				L1	\$1,956		
				L2	\$2,038		


To Order, Specify:


- 1 Model Number
- 2 Wood Species - Maple (M)
- 3 Wood Finish [See Wood Finish Options](#)
- 4 Fabric Selection - vendor, pattern and color
 Visit www.jsifurniture.com/finishes-and-materials/textiles for our textiles program.
 See selection of standard and graded in manufacturers and patterns.
- 5 Optional Black Anti-Microbial Polyurethane Arm Caps
 A. Single Seat - add \$126 list
 B. Two Seat Tandem - add \$188 list
- 6 Optional Rubber Cushion Nylon Glides - no upcharge

Specifications

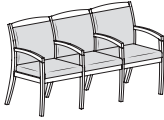
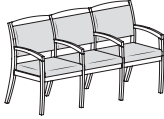

- Wood species - Maple.
- Mortise and tenon construction with corner blocks, glue and screws.
- Seat has 1/2" plywood with synthetic sheet webbing and 2 1/2" high density polyurethane foam.
- Wall saver feature.
- Standard with rubber cushion metal glides.

Description	Model	Specifications	List Price Per Grade																
Two Seat Tandem Guest Chair 	GT4992G · upholstered seat · upholstered plywood back panel with 1/2" high density polyurethane foam	<table border="1"> <thead> <tr> <th>Dimensions</th> <th>D</th> <th>W</th> <th>H</th> </tr> </thead> <tbody> <tr> <td>Overall</td> <td>24 1/2</td> <td>43 1/8</td> <td>35 3/8</td> </tr> <tr> <td>Seat</td> <td>18 1/2</td> <td>20</td> <td>19</td> </tr> <tr> <td>Arm</td> <td></td> <td></td> <td>25 7/8</td> </tr> </tbody> </table>	Dimensions	D	W	H	Overall	24 1/2	43 1/8	35 3/8	Seat	18 1/2	20	19	Arm			25 7/8	COM \$1,809 A \$1,824 B \$1,852 COL/C \$1,902 D \$1,966 E \$2,021 F \$2,116 G \$2,218 H \$2,305 I \$2,462 J \$2,647 L1 \$2,075 L2 \$2,157
		Dimensions	D	W	H														
		Overall	24 1/2	43 1/8	35 3/8														
		Seat	18 1/2	20	19														
		Arm			25 7/8														
		<table border="1"> <thead> <tr> <th>Upholstery</th> <th>Shipping</th> </tr> </thead> <tbody> <tr> <td>COM Ydg</td> <td>1 3/4 Ctn Wt 46</td> </tr> <tr> <td>COL Sq Ft</td> <td>32 Cu Ft 25</td> </tr> </tbody> </table>	Upholstery	Shipping	COM Ydg	1 3/4 Ctn Wt 46	COL Sq Ft	32 Cu Ft 25											
		Upholstery	Shipping																
		COM Ydg	1 3/4 Ctn Wt 46																
		COL Sq Ft	32 Cu Ft 25																

Two Seat Tandem Guest Chair 	GT4992I · upholstered seat · vertical slat back · steam bent slats	<table border="1"> <thead> <tr> <th>Dimensions</th> <th>D</th> <th>W</th> <th>H</th> </tr> </thead> <tbody> <tr> <td>Overall</td> <td>24 1/2</td> <td>43 1/8</td> <td>35 3/8</td> </tr> <tr> <td>Seat</td> <td>19</td> <td>20</td> <td>19</td> </tr> <tr> <td>Arm</td> <td></td> <td></td> <td>25 7/8</td> </tr> </tbody> </table>	Dimensions	D	W	H	Overall	24 1/2	43 1/8	35 3/8	Seat	19	20	19	Arm			25 7/8	COM \$1,918 A \$1,933 B \$1,961 COL/C \$2,011 D \$2,075 E \$2,130 F \$2,225 G \$2,327 H \$2,414 I \$2,571 J \$2,756 L1 \$2,184 L2 \$2,266
		Dimensions	D	W	H														
		Overall	24 1/2	43 1/8	35 3/8														
		Seat	19	20	19														
		Arm			25 7/8														
		<table border="1"> <thead> <tr> <th>Upholstery</th> <th>Shipping</th> </tr> </thead> <tbody> <tr> <td>COM Ydg</td> <td>1 3/4 Ctn Wt 46</td> </tr> <tr> <td>COL Sq Ft</td> <td>32 Cu Ft 25</td> </tr> </tbody> </table>	Upholstery	Shipping	COM Ydg	1 3/4 Ctn Wt 46	COL Sq Ft	32 Cu Ft 25											
		Upholstery	Shipping																
		COM Ydg	1 3/4 Ctn Wt 46																
		COL Sq Ft	32 Cu Ft 25																

Two Seat Tandem Guest Chair 	GT4992J · upholstered seat · upholstered vertical slat back · steam bent slats with 3/4" high density polyurethane foam	<table border="1"> <thead> <tr> <th>Dimensions</th> <th>D</th> <th>W</th> <th>H</th> </tr> </thead> <tbody> <tr> <td>Overall</td> <td>24 1/2</td> <td>43 1/8</td> <td>35 3/8</td> </tr> <tr> <td>Seat</td> <td>18 1/4</td> <td>20</td> <td>19</td> </tr> <tr> <td>Arm</td> <td></td> <td></td> <td>25 7/8</td> </tr> </tbody> </table>	Dimensions	D	W	H	Overall	24 1/2	43 1/8	35 3/8	Seat	18 1/4	20	19	Arm			25 7/8	COM \$1,971 A \$1,996 B \$2,045 COL/C \$2,130 D \$2,240 E \$2,333 F \$2,497 G \$2,672 H \$2,822 I \$3,090 J \$3,407 L1 \$2,427 L2 \$2,567
		Dimensions	D	W	H														
		Overall	24 1/2	43 1/8	35 3/8														
		Seat	18 1/4	20	19														
		Arm			25 7/8														
		<table border="1"> <thead> <tr> <th>Upholstery</th> <th>Shipping</th> </tr> </thead> <tbody> <tr> <td>COM Ydg</td> <td>3 Ctn Wt 48</td> </tr> <tr> <td>COL Sq Ft</td> <td>54 Cu Ft 25</td> </tr> </tbody> </table>	Upholstery	Shipping	COM Ydg	3 Ctn Wt 48	COL Sq Ft	54 Cu Ft 25											
		Upholstery	Shipping																
		COM Ydg	3 Ctn Wt 48																
		COL Sq Ft	54 Cu Ft 25																

GATSBY

Description	Model	Specifications	List Price Per Grade																
Three Seat Tandem Guest Chair 	GT4993D · upholstered seat · fully upholstered back · solid hardwood back frame with synthetic sheet webbing and 3/4" high density polyurethane foam	<table border="1"> <thead> <tr> <th>Dimensions</th> <th>D</th> <th>W</th> <th>H</th> </tr> </thead> <tbody> <tr> <td>Overall</td> <td>24 1/2</td> <td>64 1/8</td> <td>35 3/8</td> </tr> <tr> <td>Seat</td> <td>18 1/4</td> <td>20</td> <td>19</td> </tr> <tr> <td>Arm</td> <td></td> <td></td> <td>25 7/8</td> </tr> </tbody> </table>	Dimensions	D	W	H	Overall	24 1/2	64 1/8	35 3/8	Seat	18 1/4	20	19	Arm			25 7/8	COM \$2,585 A \$2,622 B \$2,696 COL/C \$2,824 D \$2,988 E \$3,128 F \$3,374 G \$3,636 H \$3,861 I \$4,263 J \$4,739 L1 \$3,269 L2 \$3,479
		Dimensions	D	W	H														
Overall	24 1/2	64 1/8	35 3/8																
Seat	18 1/4	20	19																
Arm			25 7/8																
<table border="1"> <thead> <tr> <th>Upholstery</th> <th colspan="2">Shipping</th> </tr> </thead> <tbody> <tr> <td>COM Ydg</td> <td>4 1/2</td> <td>Ctn Wt 68</td> </tr> <tr> <td>COL Sq Ft</td> <td>81</td> <td>Cu Ft 37</td> </tr> </tbody> </table>	Upholstery	Shipping		COM Ydg	4 1/2	Ctn Wt 68	COL Sq Ft	81	Cu Ft 37										
Upholstery	Shipping																		
COM Ydg	4 1/2	Ctn Wt 68																	
COL Sq Ft	81	Cu Ft 37																	
Three Seat Tandem Guest Chair 	GT4993E · upholstered seat · 3/4 upholstered back · solid hardwood back frame with synthetic sheet webbing and 3/4" high density polyurethane foam	<table border="1"> <thead> <tr> <th>Dimensions</th> <th>D</th> <th>W</th> <th>H</th> </tr> </thead> <tbody> <tr> <td>Overall</td> <td>24 1/2</td> <td>64 1/8</td> <td>35 3/8</td> </tr> <tr> <td>Seat</td> <td>18 1/4</td> <td>20</td> <td>19</td> </tr> <tr> <td>Arm</td> <td></td> <td></td> <td>25 7/8</td> </tr> </tbody> </table>	Dimensions	D	W	H	Overall	24 1/2	64 1/8	35 3/8	Seat	18 1/4	20	19	Arm			25 7/8	COM \$2,561 A \$2,598 B \$2,672 COL/C \$2,800 D \$2,964 E \$3,104 F \$3,350 G \$3,612 H \$3,837 I \$4,239 J \$4,715 L1 \$3,245 L2 \$3,455
		Dimensions	D	W	H														
Overall	24 1/2	64 1/8	35 3/8																
Seat	18 1/4	20	19																
Arm			25 7/8																
<table border="1"> <thead> <tr> <th>Upholstery</th> <th colspan="2">Shipping</th> </tr> </thead> <tbody> <tr> <td>COM Ydg</td> <td>4 1/2</td> <td>Ctn Wt 67</td> </tr> <tr> <td>COL Sq Ft</td> <td>81</td> <td>Cu Ft 37</td> </tr> </tbody> </table>	Upholstery	Shipping		COM Ydg	4 1/2	Ctn Wt 67	COL Sq Ft	81	Cu Ft 37										
Upholstery	Shipping																		
COM Ydg	4 1/2	Ctn Wt 67																	
COL Sq Ft	81	Cu Ft 37																	
Three Seat Tandem Guest Chair 	GT4993F · upholstered seat · veneer plywood back panel	<table border="1"> <thead> <tr> <th>Dimensions</th> <th>D</th> <th>W</th> <th>H</th> </tr> </thead> <tbody> <tr> <td>Overall</td> <td>24 1/2</td> <td>64 1/8</td> <td>35 3/8</td> </tr> <tr> <td>Seat</td> <td>19</td> <td>20</td> <td>19</td> </tr> <tr> <td>Arm</td> <td></td> <td></td> <td>25 7/8</td> </tr> </tbody> </table>	Dimensions	D	W	H	Overall	24 1/2	64 1/8	35 3/8	Seat	19	20	19	Arm			25 7/8	COM \$2,329 A \$2,351 B \$2,394 COL/C \$2,468 D \$2,565 E \$2,646 F \$2,789 G \$2,942 H \$3,073 I \$3,308 J \$3,586 L1 \$2,736 L2 \$2,860
		Dimensions	D	W	H														
Overall	24 1/2	64 1/8	35 3/8																
Seat	19	20	19																
Arm			25 7/8																
<table border="1"> <thead> <tr> <th>Upholstery</th> <th colspan="2">Shipping</th> </tr> </thead> <tbody> <tr> <td>COM Ydg</td> <td>2 5/8</td> <td>Ctn Wt 62</td> </tr> <tr> <td>COL Sq Ft</td> <td>48</td> <td>Cu Ft 37</td> </tr> </tbody> </table>	Upholstery	Shipping		COM Ydg	2 5/8	Ctn Wt 62	COL Sq Ft	48	Cu Ft 37										
Upholstery	Shipping																		
COM Ydg	2 5/8	Ctn Wt 62																	
COL Sq Ft	48	Cu Ft 37																	

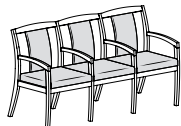
GATSBY

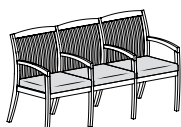
To Order, Specify:

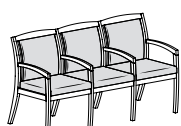
- 1 Model Number
- 2 Wood Species - Maple (M)
- 3 Wood Finish [See Wood Finish Options](#)
- 4 Fabric Selection - vendor, pattern and color
 Visit www.jsifurniture.com/finishes-and-materials/textiles for our textiles program.
 See selection of standard and graded in manufacturers and patterns.
- 5 Optional Black Anti-Microbial Polyurethane Arm Caps
 A. Single Seat - add \$126 list
 B. Two Seat Tandem - add \$188 list
- 6 Optional Rubber Cushion Nylon Glides - no upcharge

Specifications

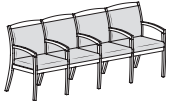
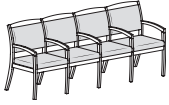

- Wood species - Maple.
- Mortise and tenon construction with corner blocks, glue and screws.
- Seat has 1/2" plywood with synthetic sheet webbing and 2 1/2" high density polyurethane foam.
- Wall saver feature.
- Standard with rubber cushion metal glides.

Description	Model	Specifications	List Price Per Grade																
Three Seat Tandem Guest Chair 	GT4993G · upholstered seat · upholstered plywood back panel with 1/2" high density polyurethane foam	<table border="1"> <thead> <tr> <th>Dimensions</th> <th>D</th> <th>W</th> <th>H</th> </tr> </thead> <tbody> <tr> <td>Overall</td> <td>24 1/2</td> <td>64 1/8</td> <td>35 3/8</td> </tr> <tr> <td>Seat</td> <td>18 1/2</td> <td>20</td> <td>19</td> </tr> <tr> <td>Arm</td> <td></td> <td></td> <td>25 7/8</td> </tr> </tbody> </table>	Dimensions	D	W	H	Overall	24 1/2	64 1/8	35 3/8	Seat	18 1/2	20	19	Arm			25 7/8	COM \$2,538 A \$2,560 B \$2,603 COL/C \$2,677 D \$2,774 E \$2,855 F \$2,998 G \$3,151 H \$3,282 I \$3,517 J \$3,795 L1 \$2,945 L2 \$3,069
		Dimensions	D	W	H														
		Overall	24 1/2	64 1/8	35 3/8														
		Seat	18 1/2	20	19														
		Arm			25 7/8														
		<table border="1"> <thead> <tr> <th>Upholstery</th> <th colspan="3">Shipping</th> </tr> </thead> <tbody> <tr> <td>COM Ydg</td> <td>2 5/8</td> <td>Ctn Wt</td> <td>65</td> </tr> <tr> <td>COL Sq Ft</td> <td>48</td> <td>Cu Ft</td> <td>37</td> </tr> </tbody> </table>	Upholstery	Shipping			COM Ydg	2 5/8	Ctn Wt	65	COL Sq Ft	48	Cu Ft	37					
		Upholstery	Shipping																
		COM Ydg	2 5/8	Ctn Wt	65														
		COL Sq Ft	48	Cu Ft	37														

Three Seat Tandem Guest Chair 	GT4993I · upholstered seat · vertical slat back · steam bent slats	<table border="1"> <thead> <tr> <th>Dimensions</th> <th>D</th> <th>W</th> <th>H</th> </tr> </thead> <tbody> <tr> <td>Overall</td> <td>24 1/2</td> <td>64 1/8</td> <td>35 3/8</td> </tr> <tr> <td>Seat</td> <td>19</td> <td>20</td> <td>19</td> </tr> <tr> <td>Arm</td> <td></td> <td></td> <td>25 7/8</td> </tr> </tbody> </table>	Dimensions	D	W	H	Overall	24 1/2	64 1/8	35 3/8	Seat	19	20	19	Arm			25 7/8	COM \$2,659 A \$2,681 B \$2,724 COL/C \$2,798 D \$2,895 E \$2,976 F \$3,119 G \$3,272 H \$3,403 I \$3,638 J \$3,916 L1 \$3,066 L2 \$3,190
		Dimensions	D	W	H														
		Overall	24 1/2	64 1/8	35 3/8														
		Seat	19	20	19														
		Arm			25 7/8														
		<table border="1"> <thead> <tr> <th>Upholstery</th> <th colspan="3">Shipping</th> </tr> </thead> <tbody> <tr> <td>COM Ydg</td> <td>2 5/8</td> <td>Ctn Wt</td> <td>65</td> </tr> <tr> <td>COL Sq Ft</td> <td>48</td> <td>Cu Ft</td> <td>37</td> </tr> </tbody> </table>	Upholstery	Shipping			COM Ydg	2 5/8	Ctn Wt	65	COL Sq Ft	48	Cu Ft	37					
		Upholstery	Shipping																
		COM Ydg	2 5/8	Ctn Wt	65														
		COL Sq Ft	48	Cu Ft	37														

Three Seat Tandem Guest Chair 	GT4993J · upholstered seat · upholstered vertical slat back · steam bent slats with 3/4" high density polyurethane foam	<table border="1"> <thead> <tr> <th>Dimensions</th> <th>D</th> <th>W</th> <th>H</th> </tr> </thead> <tbody> <tr> <td>Overall</td> <td>24 1/2</td> <td>64 1/8</td> <td>35 3/8</td> </tr> <tr> <td>Seat</td> <td>18 1/4</td> <td>20</td> <td>19</td> </tr> <tr> <td>Arm</td> <td></td> <td></td> <td>25 7/8</td> </tr> </tbody> </table>	Dimensions	D	W	H	Overall	24 1/2	64 1/8	35 3/8	Seat	18 1/4	20	19	Arm			25 7/8	COM \$2,788 A \$2,825 B \$2,899 COL/C \$3,027 D \$3,191 E \$3,331 F \$3,577 G \$3,839 H \$4,064 I \$4,466 J \$4,942 L1 \$3,472 L2 \$3,682
		Dimensions	D	W	H														
		Overall	24 1/2	64 1/8	35 3/8														
		Seat	18 1/4	20	19														
		Arm			25 7/8														
		<table border="1"> <thead> <tr> <th>Upholstery</th> <th colspan="3">Shipping</th> </tr> </thead> <tbody> <tr> <td>COM Ydg</td> <td>4 1/2</td> <td>Ctn Wt</td> <td>68</td> </tr> <tr> <td>COL Sq Ft</td> <td>81</td> <td>Cu Ft</td> <td>37</td> </tr> </tbody> </table>	Upholstery	Shipping			COM Ydg	4 1/2	Ctn Wt	68	COL Sq Ft	81	Cu Ft	37					
		Upholstery	Shipping																
		COM Ydg	4 1/2	Ctn Wt	68														
		COL Sq Ft	81	Cu Ft	37														

GATSBY

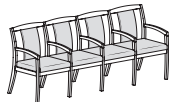
Description	1 Model	Specifications				List Price Per Grade	
Four Seat Tandem Guest Chair 	GT4994D · upholstered seat · fully upholstered back · solid hardwood back frame with synthetic sheet webbing and 3/4" high density polyurethane foam	Dimensions		D	W	H	COM \$3,346
		Overall	24 1/2	85 1/8	35 3/8	A	\$3,396
		Seat	18 1/4	20	19	B	\$3,493
		Arm			25 7/8	COL/C	\$3,664
		Upholstery		Shipping		D	\$3,884
		COM Ydg	6	Ctn Wt	88	E	\$4,070
		COL Sq Ft	108	Cu Ft	49	F	\$4,397
						G	\$4,747
						H	\$5,047
						I	\$5,583
				J	\$6,218		
				L1	\$4,257		
				L2	\$4,537		
Four Seat Tandem Guest Chair 	GT4994E · upholstered seat · 3/4 upholstered back · solid hardwood back frame with synthetic sheet webbing and 3/4" high density polyurethane foam	Dimensions		D	W	H	COM \$3,316
		Overall	24 1/2	85 1/8	35 3/8	A	\$3,366
		Seat	18 1/4	20	19	B	\$3,463
		Arm			25 7/8	COL/C	\$3,634
		Upholstery		Shipping		D	\$3,854
		COM Ydg	6	Ctn Wt	86	E	\$4,040
		COL Sq Ft	108	Cu Ft	49	F	\$4,367
						G	\$4,717
						H	\$5,017
						I	\$5,553
				J	\$6,188		
				L1	\$4,227		
				L2	\$4,507		
Four Seat Tandem Guest Chair 	GT4994F · upholstered seat · veneer plywood back panel	Dimensions		D	W	H	COM \$2,964
		Overall	24 1/2	85 1/8	35 3/8	A	\$2,993
		Seat	19	20	19	B	\$3,050
		Arm			25 7/8	COL/C	\$3,150
		Upholstery		Shipping		D	\$3,278
		COM Ydg	3 1/2	Ctn Wt	79	E	\$3,387
		COL Sq Ft	63	Cu Ft	49	F	\$3,577
						G	\$3,782
						H	\$3,956
						I	\$4,269
				J	\$4,639		
				L1	\$3,496		
				L2	\$3,659		


To Order, Specify:

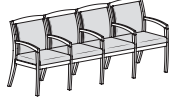
- 1 Model Number
- 2 Wood Species - Maple (M)
- 3 Wood Finish [See Wood Finish Options](#)
- 4 Fabric Selection - vendor, pattern and color
 Visit www.jsifurniture.com/finishes-and-materials/textiles for our textiles program.
 See selection of standard and graded in manufacturers and patterns.
- 5 Optional Black Anti-Microbial Polyurethane Arm Caps
 A. Three Seat Tandem - add \$249 list
 B. Four Seat Tandem - add \$311 list
- 6 Optional Rubber Cushion Nylon Glides - no upcharge


Specifications


- Wood species - Maple.
- Mortise and tenon construction with corner blocks, glue and screws.
- Seat has 1/2" plywood with synthetic sheet webbing and 2 1/2" high density polyurethane foam.
- Wall saver feature.
- Standard with rubber cushion metal glides.

Description	Model	Specifications				List Price Per Grade	
Four Seat Tandem Guest Chair 	GT4994G · upholstered seat · upholstered plywood back panel with 1/2" high density polyurethane foam	Dimensions		D	W	H	COM \$3,259
		Overall	24 1/2	85 1/8	35 3/8	A \$3,288	
		Seat	18 1/2	20	19	B \$3,345	
		Arm			25 7/8	COL/C \$3,445	
		Upholstery		Shipping		D \$3,573	
		COM Ydg	3 1/2	Ctn Wt	85	E \$3,682	
		COL Sq Ft	63	Cu Ft	49	F \$3,872	
						G \$4,077	
						H \$4,251	
						I \$4,564	
				J \$4,934			
				L1 \$3,791			
				L2 \$3,954			

Four Seat Tandem Guest Chair 	GT4994I · upholstered seat · vertical slat back · steam bent slats	Dimensions		D	W	H	COM \$3,394
		Overall	24 1/2	85 1/8	35 3/8	A \$3,423	
		Seat	19	20	19	B \$3,480	
		Arm			25 7/8	COL/C \$3,580	
		Upholstery		Shipping		D \$3,708	
		COM Ydg	3 1/2	Ctn Wt	85	E \$3,817	
		COL Sq Ft	63	Cu Ft	49	F \$4,007	
						G \$4,212	
						H \$4,386	
						I \$4,699	
				J \$5,069			
				L1 \$3,926			
				L2 \$4,089			

Four Seat Tandem Guest Chair 	GT4994J · upholstered seat · upholstered vertical slat back · steam bent slats with 3/4" high density polyurethane foam	Dimensions		D	W	H	COM \$3,605
		Overall	24 1/2	85 1/8	35 3/8	A \$3,655	
		Seat	18 1/4	20	19	B \$3,752	
		Arm			25 7/8	COL/C \$3,923	
		Upholstery		Shipping		D \$4,143	
		COM Ydg	6	Ctn Wt	88	E \$4,329	
		COL Sq Ft	108	Cu Ft	49	F \$4,656	
						G \$5,006	
						H \$5,306	
						I \$5,842	
				J \$6,477			
				L1 \$4,516			
				L2 \$4,796			

Description	1 Model	Specifications			List Price Per Grade			
30" Bariatric Guest Chair 	GT4951D · upholstered seat · fully upholstered back · solid hardwood back frame with synthetic sheet webbing and 3/4" high density polyurethane foam · meets BIFMA x5.11 large occupant standard (253-400 lb individual)	Dimensions			COM	\$1,983		
		Overall	24 1/2	32 1/8		35 3/8	A	\$2,004
		Seat	18 1/4	30		19	B	\$2,045
		Arm				25 7/8	COL/C	\$2,116
		Upholstery		Shipping		D	\$2,207	
		COM Ydg	2 1/2	Ctn Wt	46	E	\$2,285	
		COL Sq Ft	45	Cu Ft	19	F	\$2,421	
						G	\$2,567	
						H	\$2,692	
						I	\$2,915	
				J	\$3,180			
				L1	\$2,363			
				L2	\$2,480			


30" Bariatric Guest Chair 	GT4951E · upholstered seat · 3/4 upholstered back · solid hardwood back frame with synthetic sheet webbing and 3/4" high density polyurethane foam · meets BIFMA x5.11 large occupant standard (253-400 lb individual)	Dimensions			COM	\$1,943		
		Overall	24 1/2	32 1/8		35 3/8	A	\$1,964
		Seat	18 1/4	30		19	B	\$2,005
		Arm				25 7/8	COL/C	\$2,076
		Upholstery		Shipping		D	\$2,167	
		COM Ydg	2 1/2	Ctn Wt	45	E	\$2,245	
		COL Sq Ft	45	Cu Ft	19	F	\$2,381	
						G	\$2,527	
						H	\$2,652	
						I	\$2,875	
				J	\$3,140			
				L1	\$2,323			
				L2	\$2,440			


To Order, Specify:

- 1 Model Number
- 2 Wood Species - Maple (M)
- 3 Wood Finish [See Wood Finish Options](#)
- 4 Fabric Selection - vendor, pattern and color
Visit www.jsifurniture.com/finishes-and-materials/textiles for our textiles program. See selection of standard and graded in manufacturers and patterns.
- 5 Optional Black Anti-Microbial Polyurethane Arm Caps
A. Single Seat - add \$126 list
B. Four Seat Tandem - add \$311 list
- 6 Optional Rubber Cushion Nylon Glides - no upcharge

Specifications

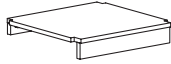
- Wood species - Maple.
- Mortise and tenon construction with corner blocks, glue and screws.
- Seat has 1/2" plywood with synthetic sheet webbing and 2 1/2" high density polyurethane foam.
- Wall saver feature.
- Standard with rubber cushion metal glides.

Description	Model	Specifications				List Price Per Grade		
41" Bariatric Guest Chair 	GT4952D · upholstered seat · fully upholstered back · solid hardwood back frame with synthetic sheet webbing and 3/4" high density polyurethane foam · meets BIFMA x5.11 large occupant standard (253-400 lb individual)	Dimensions		D	W	H	COM \$2,172	
		Overall		24 1/2	43 1/8	35 3/8	A \$2,193	
		Seat		18 1/4	41	19	B \$2,234	
		Arm				25 7/8	COL/C \$2,305	
		Upholstery		Shipping		D \$2,396		
		COM Ydg		2 1/2	Ctn Wt	56	E \$2,474	
		COL Sq Ft		45	Cu Ft	25	F \$2,610	
								G \$2,756
								H \$2,881
								I \$3,104
						J \$3,369		
						L1 \$2,552		
						L2 \$2,669		

41" Bariatric Guest Chair 	GT4952E · upholstered seat · 3/4 upholstered back · solid hardwood back frame with synthetic sheet webbing and 3/4" high density polyurethane foam · meets BIFMA x5.11 large occupant standard (253-400 lb individual)	Dimensions		D	W	H	COM \$2,133	
		Overall		24 1/2	43 1/8	35 3/8	A \$2,154	
		Seat		18 1/4	41	19	B \$2,195	
		Arm				25 7/8	COL/C \$2,266	
		Upholstery		Shipping		D \$2,357		
		COM Ydg		2 1/2	Ctn Wt	55	E \$2,435	
		COL Sq Ft		45	Cu Ft	25	F \$2,571	
								G \$2,717
								H \$2,842
								I \$3,065
						J \$3,330		
						L1 \$2,513		
						L2 \$2,630		

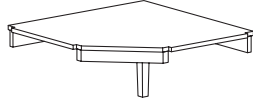
GATSBY

Description	D	W	H	CTN WT	CU FT	① Model	List Price
20" Center Linking Table	20 3/8	21 1/8	3 5/8	19	2	GT2021LT	\$945



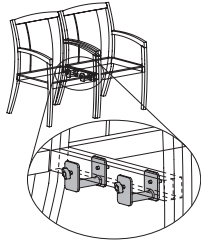
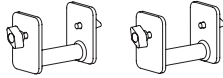
- attaches between single, bariatric or tandem units
- linking hardware included
- no tools required for installation
- ships KD

Comer Linking Table	31	31	16 7/8	35	4	GT3131CT	\$1,156
---------------------	----	----	--------	----	---	----------	---------



- attaches between single, bariatric or tandem units
- linking hardware included
- no tools required for installation
- ships KD

Chair Linking Kit						GT49BRKT	\$160
-------------------	--	--	--	--	--	----------	-------



- kit contains two brackets and four thumb screws
- no tools required
- one kit required for each two guest chairs, bariatric chairs or tandem models that are to be linked together
- three models linked together require two kits, four models linked together require three kits, etc.

To Order, Specify:

- ① Model Number
- ② Wood Species - Maple (M)
- ③ Wood Finish [See Wood Finish Options](#)
- ④ Fabric Selection - vendor, pattern and color
Visit www.jsifurniture.com/finishes-and-materials/textiles for our textiles program. See selection of standard and graded in manufacturers and patterns.
- ⑤ Optional Black Anti-Microbial Polyurethane Arm Caps - add \$126 list
- ⑥ Optional Rubber Cushion Nylon Glides - no upcharge

Specifications

- Wood species - Maple.
- Mortise and tenon construction with corner blocks, glue and screws.
- Seat has 1/2" plywood with synthetic sheet webbing and 2 1/2" high density polyurethane foam.
- Wall saver feature.
- Standard with rubber cushion metal glides.

Harbor Order Check List:



Specify:

- 1. Model Number
- 2. Wood Species - Maple (M)
- 3. Wood Base/Arm Detail Finish
- 4. Fabric Selection - vendor, pattern and color
- 5. Base Selection - wood base standard; specify wood finish
 - A. Black Polyurethane Base - no upcharge
 - B. Black Jury Base - add \$210 list
- 6. Optional Plastic Bumper Guard - add \$26 list

Example:

HB2905 (model #)	M (wood species)	BAR (finish) wood base/arm detail	MOMENTUM (fabric vendor)	VOX (pattern name)	MYSTIC (pattern color)
----------------------------	----------------------------	------------------------------------------------	------------------------------------	------------------------------	----------------------------------

1. Model Number

2. Wood Species - Maple (M)

3. Wood Base/Arm Detail Finish Options:

BAR	Barrel	MCH	Mocha
BRK	Brickdust	OBK	Outback
BUF	Buff	PIL	Pilsner
CSK	Cask	PIN	Pinnacle Walnut
CND	Cinder	RAV	Raven
CLY	Clay	RYE	Rye
EGR	Egret	SAB	Sable
FAW	Fawn	SAD	Saddle
FLX	Flax	SIE	Sienna
FLN	Flint	TRF	Truffle
FLO	Florence Walnut	UMB	Umber
LOF	Loft	VAL	Valley
MES	Mesa	WLH	Walnut Heights
MIN	Mineral		

4. Fabric Selection - Please supply the following:

Fabric vendor/Pattern name/Pattern color

[For a complete list of JSI Standard and Graded-In Textiles click here](#)

When specifying contrasting upholstery, indicate clearly which upholstery is to be applied to the seat, back and arms. Use higher grade pricing.

- Indicate direction of fabric - Railroaded or Up the Roll
- Please provide illustration, if available

All COM orders must include the following:

- Vendor's name, pattern name and color
- Sample of the fabric attached to order
- Model numbers of items for fabric application
- Special application instructions (e.g., all stripes will be applied front to back unless specified otherwise)
- Customer and purchase order number

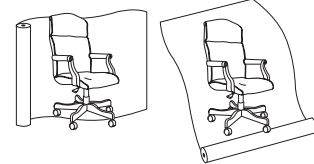
HB2 Harbor

Ship prepaid COM material to:

JSI
Attn: COM Department
201 East Martin Street
Receiving B, Dock 71
Orleans, IN 47452

Application of fabric:

Railroaded Up the Roll



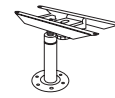
All COM orders will ship at standard lead time from receipt of COM except for orders requiring special custom matched finishes.

5. Base Selection - wood base standard; specify wood finish

- A. Black polyurethane base - no upcharge
- B. Black jury base - add \$210 list





Pneumatic lift-
NOT self-centering -
Standard



Mechanical lift
NOT self-centering -
MUST BE SPECIFIED

6. Optional Plastic Bumper Guard - add \$26 list

Description	1 Model	Specifications				List Price Per Grade	
Executive Swivel 	HB2905 • upholstered open arms • overall height range is 45 1/2 - 50 1/2 • seat height range is 19 - 24 • arm height range is 27 1/2 - 32 1/2	Dimensions		D	W	H	COM \$2,058
		Overall	29	26 1/2	50 1/2	A	\$2,081
		Seat	19 1/2	20 3/4	24	B	\$2,126
		Arm			32 1/2	COL/C	\$2,204
		Upholstery		Shipping		D	\$2,305
		COM Ydg	2 3/4	Ctn Wt	50	E	\$2,390
		COL Sq Ft	50	Cu Ft	19	F	\$2,540
						G	\$2,701
						H	\$2,838
						I	\$3,084
				J	\$3,374		
				L1	\$2,818		
				L2	\$3,032		

Description	1 Model	Specifications				List Price Per Grade	
Management Swivel 	HB2900 • upholstered open arms • overall height range is 39 - 44 • seat height range is 19 - 24 • arm height range is 27 1/2 - 32 1/2	Dimensions		D	W	H	COM \$1,951
		Overall	28 1/2	26 1/2	44	A	\$1,972
		Seat	19 1/2	20 3/4	24	B	\$2,013
		Arm			32 1/2	COL/C	\$2,084
		Upholstery		Shipping		D	\$2,175
		COM Ydg	2 1/2	Ctn Wt	46	E	\$2,253
		COL Sq Ft	45	Cu Ft	14	F	\$2,389
						G	\$2,535
						H	\$2,660
						I	\$2,883
				J	\$3,148		
				L1	\$2,642		
				L2	\$2,837		

To Order, Specify:

- 1 Model Number
- 2 Wood Species - Maple (M)
- 3 Wood Base/Arm Detail Finish [See Wood Base/Arm Detail Finish Options](#)
- 4 Fabric Selection - vendor, pattern and color
Visit www.jsifurniture.com/finishes-and-materials/textiles for our textiles program.
See selection of standard and graded in manufacturers and patterns.
- 5 Base Selection - wood base standard; specify wood finish
 - A. Black Polyurethane Base - no upcharge
 - B. Black Jury Base - add \$210 list
(self-centering manual available - specify when ordering)
- 6 Optional Plastic Bumper Guard - add \$26 list

Specifications

- Wood species - Maple.
- Seat and back are 3" high density polyurethane foam.
- Swivel models revolve, adjusts for height and tension, have swivel tilt, a pneumatic lift with wood base and black dual wheel casters.
- Arms have 1/2" polyurethane foam.
- Frame construction consist of one piece molded plywood shell.

Harbor Order Check List:



Specify:

- 1. Model Number
- 2. Wood Species - Maple (M)
- 3. Wood Finish
- 4. Fabric Selection - vendor, pattern and color
- 5. Optional Casters - add \$127 list; specify color
- 6. Optional Rubber Cushion Nylon Glides - no upcharge

Example:

HB2901 | **M** | **BAR** | **MOMENTUM** | **VOX** | **MYSTIC**
 (model #) | (wood species) | (finish) | (fabric vendor) | (pattern name) | (pattern color)

1. Model Number

2. Wood Species - Maple (M)

3. Wood Finish Options:

BAR	Barrel	MCH	Mocha
BRK	Brickdust	OBK	Outback
BUF	Buff	PIL	Pilsner
CSK	Cask	PIN	Pinnacle Walnut
CND	Cinder	RAV	Raven
CLY	Clay	RYE	Rye
EGR	Egret	SAB	Sable
FAW	Fawn	SAD	Saddle
FLX	Flax	SIE	Sienna
FLN	Flint	TRF	Truffle
FLO	Florence Walnut	UMB	Umber
LOF	Loft	VAL	Valley
MES	Mesa	WLH	Walnut Heights
MIN	Mineral		

4. Fabric Selection - Please supply the following:

Fabric vendor/Pattern name/Pattern color

[For a complete list of JSI Standard and Graded-In Textiles click here](#)

When specifying contrasting upholstery, indicate clearly which upholstery is to be applied to the seat, back and arms. Use higher grade pricing.

- Indicate direction of fabric - Railroaded or Up the Roll
- Please provide illustration, if available

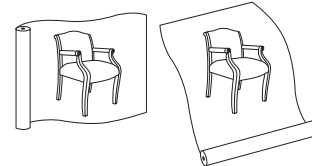
All COM orders must include the following:

- Vendor's name, pattern name and color
- Sample of the fabric attached to order
- Model numbers of items for fabric application
- Special application instructions (e.g., all stripes will be applied front to back unless specified otherwise)
- Customer and purchase order number

Ship prepaid COM material to:

JSI
 Attn: COM Department
 201 East Martin Street
 Receiving B, Dock 71
 Orleans, IN 47452

Application of fabric:
 Railroaded Up the Roll

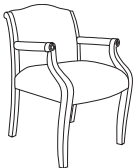


All COM orders will ship at standard lead time from receipt of COM except for orders requiring special custom matched finishes.

5. Optional Casters - add \$127 list; specify color.

- Color:**
- Black
 - Antique Brass

6. Optional Rubber Cushion Nylon Glides - no upcharge

Description	① Model	Specifications				List Price Per Grade	
Guest Chair 	HB2901	Dimensions		D	W	H	COM \$1,462
		Overall	26	24 ¾	34	A \$1,479	
		Seat	18 ½	20	19	B \$1,511	
		Arm			26 ½	COL/C \$1,568	
		Upholstery		Shipping		D \$1,642	
		COM Ydg	2	Ctn Wt	40	E \$1,704	
		COL Sq Ft	36	Cu Ft	16	F \$1,813	
						G \$1,929	
						H \$2,029	
						I \$2,208	
				J \$2,420			
				L1 \$2,015			
				L2 \$2,171			

To Order, Specify:

- ① Model Number
- ② Wood Species - Maple (M)
- ③ Wood Finish [See Wood Finish Options](#)
- ④ Fabric Selection - vendor, pattern and color
 Visit www.jsifurniture.com/finishes-and-materials/textiles for our textiles program.
 See selection of standard and graded in manufacturers and patterns.
- ⑤ Optional Casters - add \$127 list; specify color
- ⑥ Optional Rubber Cushion Nylon Glides - no upcharge

Specifications

- Wood species - Maple.
- Seat has synthetic sheet webbing and 2" polyurethane foam.
- Back has polypropylene webbing and 3 ½" polyurethane foam.
- Spiral grooved hardwood dowels with corner blocks, glue and screws.
- Standard with rubber cushion metal glides.

Harbor Lounge Order Check List:



Specify:

- 1. Model Number
- 2. Wood Species - Maple (M)
- 3. Wood Finish
- 4. Fabric Selection - vendor, pattern and color
- 5. Optional Rubber Cushion Nylon Glides - no upcharge

Example:

HD2911 | M | BAR | MOMENTUM | VOX | MYSTIC
 (model #) | (wood species) | (finish) | (fabric vendor) | (pattern name) | (pattern color)

1. Model Number

2. Wood Species - Maple (M)

3. Wood Finish Options:

BAR	Barrel	MCH	Mocha
BRK	Brickdust	OBK	Outback
BUF	Buff	PIL	Pilsner
CSK	Cask	PIN	Pinnacle Walnut
CND	Cinder	RAV	Raven
CLY	Clay	RYE	Rye
EGR	Egret	SAB	Sable
FAW	Fawn	SAD	Saddle
FLX	Flax	SIE	Sienna
FLN	Flint	TRF	Truffle
FLO	Florence Walnut	UMB	Umber
LOF	Loft	VAL	Valley
MES	Mesa	WLH	Walnut Heights
MIN	Mineral		

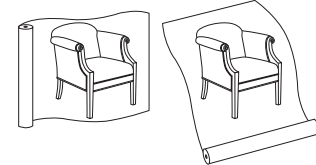
All COM orders must include the following:

- Vendor's name, pattern name and color
- Sample of the fabric attached to order
- Model numbers of items for fabric application
- Special application instructions (e.g., all stripes will be applied front to back unless specified otherwise)
- Customer and purchase order number

Ship prepaid COM material to:

JSI
 Attn: COM Department
 201 East Martin Street
 Receiving B, Dock 71
 Orleans, IN 47452

Application of fabric:
 Railroaded Up the Roll



All COM orders will ship at standard lead time from receipt of COM except for orders requiring special custom matched finishes.


4. Fabric Selection - Please supply the following:
 Fabric vendor/Pattern name/Pattern color


[For a complete list of JSI Standard and Graded-In Textiles click here](#)


When specifying contrasting upholstery, indicate clearly which upholstery is to be applied to the seat and back. Use higher grade pricing.

- Indicate direction of fabric - Railroaded or Up the Roll
- Please provide illustration, if available

5. Optional Rubber Cushion Nylon Glides - no upcharge

Description	① Model	Specifications				List Price Per Grade
Club Chair 	HB2911	Dimensions				COM \$2,330
			D	W	H	A \$2,380
		Overall	30 ½	28 ½	34 ½	B \$2,477
		Seat	19 ¼	18 ½	17 ½	COL/C \$2,648
		Arm			29	D \$2,868
		Upholstery		Shipping		E \$3,054
		COM Ydg	6	Ctn Wt	70	F \$3,381
		COL Sq Ft	120	Cu Ft	31	G \$3,731
						H \$4,031
						I \$4,567
				J \$5,202		
				L1 \$4,175		
				L2 \$4,689		

Description	① Model	Specifications				List Price Per Grade
Loveseat 	HB2912	Dimensions				COM \$2,993
			D	W	H	A \$3,063
		Overall	30 ½	52 ½	34 ½	B \$3,201
		Seat	19 ¼	42 ½	17 ½	COL/C \$3,443
		Arm			29	D \$3,754
		Upholstery		Shipping		E \$4,019
		COM Ydg	8 ½	Ctn Wt	95	F \$4,482
		COL Sq Ft	170	Cu Ft	51	G \$4,978
						H \$5,403
						I \$6,162
				J \$7,061		
				L1 \$5,606		
				L2 \$6,334		

Description	① Model	Specifications				List Price Per Grade
Sofa 	HB2913	Dimensions				COM \$3,817
			D	W	H	A \$3,907
		Overall	30 ½	76 ½	34 ½	B \$4,086
		Seat	19 ¼	66 ½	17 ½	COL/C \$4,400
		Arm			29	D \$4,802
		Upholstery		Shipping		E \$5,145
		COM Ydg	11	Ctn Wt	125	F \$5,744
		COL Sq Ft	220	Cu Ft	74	G \$6,386
						H \$6,935
						I \$7,918
				J \$9,081		
				L1 \$7,199		
				L2 \$8,141		

To Order, Specify:

- ① Model Number
- ② Wood Species - Maple (M)
- ③ Wood Finish [See Wood Finish Options](#)
- ④ Fabric Selection - vendor, pattern and color
Visit www.jsifurniture.com/finishes-and-materials/textiles for our textiles program. See selection of standard and graded in manufacturers and patterns.
- ⑤ Optional Rubber Cushion Nylon Glides - no upcharge

Specifications

- Wood species - Maple.
- Seat has synthetic sheet webbing with cross strap reinforcement and 3 ½" polyurethane high density foam.
- Back has synthetic sheet webbing and 3 ½" polyurethane high density foam.
- Arms have ½" polyurethane foam.
- Spiral grooved hardwood dowels with corner blocks, glue and screws.
- Standard with rubber cushion metal glides.

Hoopz Order Check List:



Specify:

- 1. Model Number
- 2. Seat and Back Plastic Color
- 3. Fabric Selections - vendor, pattern and color
- 4. Metal Frame Color
 - A. Tier 1 - no upcharge
 - B. Tier 2 - add \$155 list
 - C. Tier 3 - add \$176 list

Example:

HZ143PA | **DGM** | **CHR**
 (model #) | (seat & back color) | (metal frame color)

1. Model Number

All COM orders will ship at standard lead time from receipt of COM except for orders requiring special custom matched finishes.

2. Seat and Back Plastic Color Options:

(seat and back will be the same color)

- BBM Balanced Beige
- DGM Dancing Green
- EWM Extra White
- HSM Heartstone Gray
- SRM Stop Red
- TBM Tricorn Black

3. Fabric Selection - Please supply the following:

Fabric vendor/Pattern name/Pattern color

[For a complete list of JSI Standard and Graded-In Textiles click here](#)

When specifying contrasting upholstery, indicate clearly which upholstery is to be applied to the seat and back. Use higher grade pricing.

- Indicate direction of fabric - Railroaded or Up the Roll
- Please provide illustration, if available

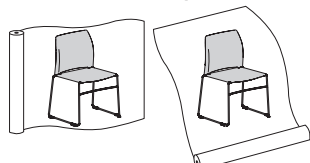
All COM orders must include the following:

- Vendor's name, pattern name and color
- Sample of the fabric attached to order
- Model numbers of items for fabric application
- Special application instructions (e.g., all stripes will be applied front to back unless specified otherwise)
- Customer and purchase order number

Ship prepaid COM material to:

JSI
 Attn: COM Dept
 201 East Martin Street
 Receiving B, Dock 71
 Orleans, IN 47452

Application of fabric:
 Railroaded Up the Roll



4. Metal Frame Color

Tier 1:

MBK Matte Black CHR Chrome

Tier 2: add \$155 list

ABZ Aged Bronze PEW Pewter
 ASL Arctic Silver SBZ Soft Bronze
 BWH Bright White SNK Soft Nickel
 GLD Gold


Tier 3: add \$176 list


BRD Beige Red (RAL3012) SAL Salmon Orange (RAL2012)
 CAR Carmine Red (RAL3002) SPB Sapphire Blue (RAL4007)
 COP Copper Brown (RAL8004) SGR Signal Green (RAL6032)
 HYL Honey Yellow (RAL1005) SIG Signal Orange (RAL2010)
 LGR Leaf Green (RAL6002) SGY Silk Grey (RAL7044)
 MHB Mahogany Brown (RAL8016) SKY Sky Blue (RAL5015)
 MTQ Mint Turquoise (RAL6033) TBL Traffic Blue (RAL5017)
 OGR Olive Green (RAL6003) TRD Traffic Red (RAL3020)
 PPV Purple Violet (RAL4007) TQP Turquoise Pastel (RAL6034)
 QZG Quartz Grey (RAL7039) ZYL Zinc Yellow (RAL1018)

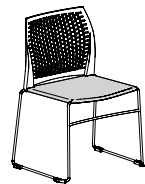
Matte Black, Pewter or Aged Bronze metal frame dictates black glide sleeve.

All other metal frame finishes dictate clear glide sleeve.

HOOPZ

Description	1 Model	Specifications			List Price Per Grade	
Guest Chair, Plastic Perforated Back - Plastic Seat 	HZ143PA · plastic seat · plastic, perforated back · metal frame · load capacity meets or exceeds BIFMA requirements · integrated passive linking glide · stacks 10 high on the floor or 45 on the cart	Dimensions	D	W	H	\$367
		Overall	22	21 ¾	33	
		Seat	16 ¾	17 ½	18	
		Upholstery	Shipping			
			Ctn Wt	13		
			Cu Ft	12		

Description	1 Model	Specifications			List Price Per Grade	
Guest Chair, Plastic Back with Holes - Plastic Seat 	HZ143HA · plastic seat · plastic, holes back · metal frame · load capacity meets or exceeds BIFMA requirements · integrated passive linking glide · stacks 10 high on the floor or 45 on the cart	Dimensions	D	W	H	\$367
		Overall	22	21 ¾	33	
		Seat	16 ¾	17 ½	18	
		Upholstery	Shipping			
			Ctn Wt	13		
			Cu Ft	12		

Description	1 Model	Specifications			List Price Per Grade	
Guest Chair, Plastic Perforated Back - Upholstered Seat 	HZ143PC · upholstered seat · plastic, perforated back · metal frame · load capacity meets or exceeds BIFMA requirements · integrated passive linking glide · stacks 10 high on the floor or 10 on the cart	Dimensions	D	W	H	COM \$558
		Overall	22	21 ¾	33	A \$568
		Seat	16 ¾	17 ½	18	B \$589
		Upholstery	Shipping			COL/C \$623
		COM Ydg	¾	Ctn Wt	13	D \$668
		COL Sq Ft	15	Cu Ft	12	E \$713
						F \$785
						G \$857
						H \$940
						I \$1,065
						J \$1,214
						L1 \$876
						L2 \$963


To Order, Specify:

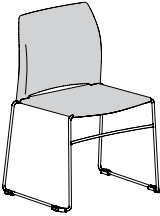
- 1 Model Number
- 2 Seat and Back Plastic Color [See Seat and Back Plastic Color Options](#)
- 3 Fabric Selection - vendor, pattern and color
Visit www.jsifurniture.com/finishes-and-materials/textiles for our textiles program.
See selection of standard and graded in manufacturers and patterns.
- 4 Metal Frame Color [See Metal Frame Tier/Color Options](#)


Specifications


- Metal frame.
- Load capacity meets or exceeds BIFMA requirements.
- Integrated passive linking glide.

HOOPZ


Description	① Model	Specifications			List Price Per Grade	
Guest Chair, Plastic Back with Holes - Upholstered Seat 	HZ143HC · upholstered seat · plastic, holes back · metal frame · load capacity meets or exceeds BIFMA requirements · integrated passive linking glide · stacks 10 high on the floor or 10 on the cart	Dimensions	D	W	H	COM \$558
		Overall	22	21 ¾	33	A \$568
		Seat	16 ¾	17 ½	18	B \$589
		Upholstery	Shipping			COL/C \$623
		COM Ydg	¾	Ctn Wt	13	D \$668
		COL Sq Ft	15	Cu Ft	12	E \$713
						F \$785
						G \$857
						H \$940
						I \$1,065
						J \$1,214
						L1 \$876
						L2 \$963


Guest Chair, Fully Upholstered 	HZ143D · upholstered seat · fully upholstered back · metal frame · load capacity meets or exceeds BIFMA requirements · integrated passive linking glide · stacks 6 high on the floor or 10 on the cart	Dimensions	D	W	H	COM \$669
		Overall	22	21 ¾	33	A \$687
		Seat	16 ¾	17 ½	18	B \$720
		Upholstery	Shipping			COL/C \$778
		COM Ydg	1 ¼	Ctn Wt	15	D \$853
		COL Sq Ft	23	Cu Ft	12	E \$930
						F \$1,047
						G \$1,172
						H \$1,303
						I \$1,513
						J \$1,764
						L1 \$1,196
						L2 \$1,346

39¾" Counter Height Stool, Plastic Perforated Back - Plastic Seat 	HZ144PA · plastic seat · plastic, perforated back · metal frame · load capacity meets or exceeds BIFMA requirements · integrated passive linking glide	Dimensions	D	W	H	\$721
		Overall	23	21 ¾	39 ¾	
		Seat	16 ¾	17 ½	24 ¾	
		Upholstery	Shipping			
				Ctn Wt	19	
				Cu Ft	14	

39¾" Counter Height Stool, Plastic Back with Holes - Plastic Seat 	HZ144HA · plastic seat · plastic, holes back · metal frame · load capacity meets or exceeds BIFMA requirements · integrated passive linking glide	Dimensions	D	W	H	\$721
		Overall	23	21 ¾	39 ¾	
		Seat	16 ¾	17 ½	24 ¾	
		Upholstery	Shipping			
				Ctn Wt	19	
				Cu Ft	14	

HOOPZ

Description	1 Model	Specifications				List Price Per Grade	
39¾" h Counter Height Stool, Plastic Perforated Back - Upholstered Seat 	HZ144PC · upholstered seat · plastic, perforated back · metal frame · load capacity meets or exceeds BIFMA requirements · integrated passive linking glide	Dimensions		D	W	H	COM \$942
		Overall	23	21 ¾	39 ¾	A \$953	
		Seat	16 ¾	17 ½	24 ¾	B \$972	COL/C \$1,008
		Upholstery		Shipping		D \$1,053	E \$1,098
		COM Ydg	¾	Ctn Wt	19	F \$1,166	G \$1,243
		COL Sq Ft	15	Cu Ft	14	H \$1,323	I \$1,447
						J \$1,598	L1 \$1,257
						L2 \$1,348	


Description	1 Model	Specifications				List Price Per Grade	
39¾" h Counter Height Stool, Plastic Back with Holes - Upholstered Seat 	HZ144HC · upholstered seat · plastic, holes back · metal frame · load capacity meets or exceeds BIFMA requirements · integrated passive linking glide	Dimensions		D	W	H	COM \$942
		Overall	23	21 ¾	39 ¾	A \$953	
		Seat	16 ¾	17 ½	24 ¾	B \$972	COL/C \$1,008
		Upholstery		Shipping		D \$1,053	E \$1,098
		COM Ydg	¾	Ctn Wt	19	F \$1,166	G \$1,243
		COL Sq Ft	15	Cu Ft	14	H \$1,323	I \$1,447
						J \$1,598	L1 \$1,257
						L2 \$1,348	


To Order, Specify:


- 1 Model Number
- 2 Seat and Back Plastic Color [See Seat and Back Plastic Color Options](#)
- 3 Fabric Selection - vendor, pattern and color
Visit www.jsifurniture.com/finishes-and-materials/textiles for our textiles program.
See selection of standard and graded in manufacturers and patterns.
- 4 Metal Frame Color [See Metal Frame Tier/Color Options](#)


Specifications

- Metal frame.
- Load capacity meets or exceeds BIFMA requirements.
- Integrated passive linking glide.


Description	① Model	Specifications				List Price Per Grade
39¾" Counter Height Stool, Fully Upholstered	HZ144D <ul style="list-style-type: none"> · upholstered seat · fully upholstered back · metal frame · load capacity meets or exceeds BIFMA requirements · integrated passive linking glide 	Dimensions				COM \$1,033 A \$1,052 B \$1,082 COL/C \$1,142 D \$1,217 E \$1,293 F \$1,411 G \$1,537 H \$1,667 I \$1,877 J \$2,128 L1 \$1,560 L2 \$1,710
		Overall	23	21 ¾	39 ¾	
		Upholstery		Shipping		
		Seat	16 ¾	17 ½	24 ¾	
		COM Ydg	1 ¼	Ctn Wt	21	
		COL Sq Ft	23	Cu Ft	14	

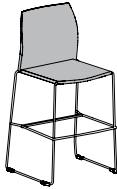
Description	① Model	Specifications				List Price Per Grade
43" Bar Stool, Plastic Perforated Back - Plastic Seat	HZ148PA <ul style="list-style-type: none"> · plastic seat · plastic, perforated back · metal frame · load capacity meets or exceeds BIFMA requirements · integrated passive linking glide 	Dimensions				\$721
		Overall	23	21 ¾	43	
		Upholstery		Shipping		
		Seat	16 ¾	17 ½	28	
				Ctn Wt	25	
				Cu Ft	15	

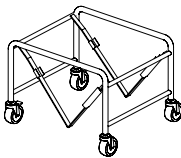
Description	① Model	Specifications				List Price Per Grade
43" Bar Stool, Plastic Back with Holes - Plastic Seat	HZ148HA <ul style="list-style-type: none"> · plastic seat · plastic, holes back · metal frame · load capacity meets or exceeds BIFMA requirements · integrated passive linking glide 	Dimensions				\$721
		Overall	23	21 ¾	43	
		Upholstery		Shipping		
		Seat	16 ¾	17 ½	28	
				Ctn Wt	25	
				Cu Ft	15	

Description	① Model	Specifications				List Price Per Grade
43" Bar Stool, Plastic Perforated Back - Upholstered Seat	HZ148PC <ul style="list-style-type: none"> · upholstered seat · plastic, perforated back · metal frame · load capacity meets or exceeds BIFMA requirements · integrated passive linking glide 	Dimensions				COM \$942 A \$953 B \$972 COL/C \$1,008 D \$1,053 E \$1,098 F \$1,166 G \$1,243 H \$1,323 I \$1,447 J \$1,598 L1 \$1,257 L2 \$1,348
		Overall	23	21 ¾	43	
		Upholstery		Shipping		
		Seat	16 ¾	17 ½	28	
		COM Ydg	¾	Ctn Wt	25	
		COL Sq Ft	15	Cu Ft	15	

HOOPZ

Description	Model	Specifications	List Price Per Grade																																																		
43" h Bar Stool, Plastic Back with Holes - Upholstered Seat 	HZ148HC <ul style="list-style-type: none"> · upholstered seat · plastic, holes back · metal frame · load capacity meets or exceeds BIFMA requirements · integrated passive linking glide 	<table border="1"> <thead> <tr> <th>Dimensions</th> <th>D</th> <th>W</th> <th>H</th> </tr> </thead> <tbody> <tr> <td>Overall</td> <td>23</td> <td>21 ¾</td> <td>43</td> </tr> <tr> <td>Seat</td> <td>16 ¾</td> <td>17 ½</td> <td>28</td> </tr> <tr> <th colspan="2">Upholstery</th> <th colspan="2">Shipping</th> </tr> <tr> <td>COM Ydg</td> <td>¾</td> <td>Ctn Wt</td> <td>25</td> </tr> <tr> <td>COL Sq Ft</td> <td>15</td> <td>Cu Ft</td> <td>15</td> </tr> </tbody> </table>	Dimensions	D	W	H	Overall	23	21 ¾	43	Seat	16 ¾	17 ½	28	Upholstery		Shipping		COM Ydg	¾	Ctn Wt	25	COL Sq Ft	15	Cu Ft	15	<table> <tr><td>COM</td><td>\$942</td></tr> <tr><td>A</td><td>\$953</td></tr> <tr><td>B</td><td>\$972</td></tr> <tr><td>COL/C</td><td>\$1,008</td></tr> <tr><td>D</td><td>\$1,053</td></tr> <tr><td>E</td><td>\$1,098</td></tr> <tr><td>F</td><td>\$1,166</td></tr> <tr><td>G</td><td>\$1,243</td></tr> <tr><td>H</td><td>\$1,323</td></tr> <tr><td>I</td><td>\$1,447</td></tr> <tr><td>J</td><td>\$1,598</td></tr> <tr><td>L1</td><td>\$1,257</td></tr> <tr><td>L2</td><td>\$1,348</td></tr> </table>	COM	\$942	A	\$953	B	\$972	COL/C	\$1,008	D	\$1,053	E	\$1,098	F	\$1,166	G	\$1,243	H	\$1,323	I	\$1,447	J	\$1,598	L1	\$1,257	L2	\$1,348
		Dimensions	D	W	H																																																
Overall	23	21 ¾	43																																																		
Seat	16 ¾	17 ½	28																																																		
Upholstery		Shipping																																																			
COM Ydg	¾	Ctn Wt	25																																																		
COL Sq Ft	15	Cu Ft	15																																																		
COM	\$942																																																				
A	\$953																																																				
B	\$972																																																				
COL/C	\$1,008																																																				
D	\$1,053																																																				
E	\$1,098																																																				
F	\$1,166																																																				
G	\$1,243																																																				
H	\$1,323																																																				
I	\$1,447																																																				
J	\$1,598																																																				
L1	\$1,257																																																				
L2	\$1,348																																																				

43" h Bar Stool, Fully Upholstered 	HZ148D <ul style="list-style-type: none"> · upholstered seat · fully upholstered back · metal frame · load capacity meets or exceeds BIFMA requirements · integrated passive linking glide 	<table border="1"> <thead> <tr> <th>Dimensions</th> <th>D</th> <th>W</th> <th>H</th> </tr> </thead> <tbody> <tr> <td>Overall</td> <td>23</td> <td>21 ¾</td> <td>43</td> </tr> <tr> <td>Seat</td> <td>16 ¾</td> <td>17 ½</td> <td>28</td> </tr> <tr> <th colspan="2">Upholstery</th> <th colspan="2">Shipping</th> </tr> <tr> <td>COM Ydg</td> <td>1 ¼</td> <td>Ctn Wt</td> <td>27</td> </tr> <tr> <td>COL Sq Ft</td> <td>23</td> <td>Cu Ft</td> <td>15</td> </tr> </tbody> </table>	Dimensions	D	W	H	Overall	23	21 ¾	43	Seat	16 ¾	17 ½	28	Upholstery		Shipping		COM Ydg	1 ¼	Ctn Wt	27	COL Sq Ft	23	Cu Ft	15	<table> <tr><td>COM</td><td>\$1,033</td></tr> <tr><td>A</td><td>\$1,052</td></tr> <tr><td>B</td><td>\$1,082</td></tr> <tr><td>COL/C</td><td>\$1,142</td></tr> <tr><td>D</td><td>\$1,217</td></tr> <tr><td>E</td><td>\$1,293</td></tr> <tr><td>F</td><td>\$1,411</td></tr> <tr><td>G</td><td>\$1,537</td></tr> <tr><td>H</td><td>\$1,667</td></tr> <tr><td>I</td><td>\$1,877</td></tr> <tr><td>J</td><td>\$2,128</td></tr> <tr><td>L1</td><td>\$1,560</td></tr> <tr><td>L2</td><td>\$1,710</td></tr> </table>	COM	\$1,033	A	\$1,052	B	\$1,082	COL/C	\$1,142	D	\$1,217	E	\$1,293	F	\$1,411	G	\$1,537	H	\$1,667	I	\$1,877	J	\$2,128	L1	\$1,560	L2	\$1,710
		Dimensions	D	W	H																																																
Overall	23	21 ¾	43																																																		
Seat	16 ¾	17 ½	28																																																		
Upholstery		Shipping																																																			
COM Ydg	1 ¼	Ctn Wt	27																																																		
COL Sq Ft	23	Cu Ft	15																																																		
COM	\$1,033																																																				
A	\$1,052																																																				
B	\$1,082																																																				
COL/C	\$1,142																																																				
D	\$1,217																																																				
E	\$1,293																																																				
F	\$1,411																																																				
G	\$1,537																																																				
H	\$1,667																																																				
I	\$1,877																																																				
J	\$2,128																																																				
L1	\$1,560																																																				
L2	\$1,710																																																				

Description	Model	Specifications	List Price Per Grade																				
Transportation Cart 	HZ140 <ul style="list-style-type: none"> · welded steel frame · two locking casters · only available in black · plastic seat - stack 45 high on the cart · upholstered seat - stack 10 high on the cart · fully upholstered chair - stack 10 high on the cart 	<table border="1"> <thead> <tr> <th>Dimensions</th> <th>D</th> <th>W</th> <th>H</th> </tr> </thead> <tbody> <tr> <td></td> <td>30</td> <td>26</td> <td>19</td> </tr> <tr> <th colspan="2"></th> <th colspan="2">Shipping</th> </tr> <tr> <td></td> <td></td> <td>Ctn Wt</td> <td>40</td> </tr> <tr> <td></td> <td></td> <td>Cu Ft</td> <td>9</td> </tr> </tbody> </table>	Dimensions	D	W	H		30	26	19			Shipping				Ctn Wt	40			Cu Ft	9	\$1,444
		Dimensions	D	W	H																		
	30	26	19																				
		Shipping																					
		Ctn Wt	40																				
		Cu Ft	9																				

To Order, Specify:

- Model Number
- Seat and Back Plastic Color [See Seat and Back Plastic Color Options](#)
- Fabric Selection - vendor, pattern and color
Visit www.jsifurniture.com/finishes-and-materials/textiles for our textiles program.
See selection of standard and graded in manufacturers and patterns.
- Metal Frame Color [See Metal Frame Tier/Color Options](#)

Specifications

- Metal frame.
- Load capacity meets or exceeds BIFMA requirements.
- Integrated passive linking glide.

Indie Seating Order Check List:



Specify:

- 1. Model Number
- 2. Wood Species - STANDARD Maple (M) - no upcharge, PREMIUM Walnut (W) or White Oak (WK1) - upcharge applies
- 3. Wood Finish
- 4. Fabric Selection - vendor, pattern and color
- 5. Optional Power Center
 - Under Mount (EC30) - Black (B) or White (W); add \$382 list each and indicate left or right arm, optional Graphite (G) cord available, specify and add \$197 list
 - Flush Mount (EC31) - Black (B) or White (W); add \$441 list each and indicate left or right arm, optional Graphite (G) cord available, specify and add \$197 list
 - Arm Mounted Power Block (EC32) - add \$541 list each and indicate left or right arm and cord color; Graphite, Indigo or Yellow
- 6. Optional Arm Mounted Knob - add \$130 list each and indicate left or right arm
- 7. Optional Arm Mounted Pouch - add \$322 list each and indicate left or right arm
- 8. Optional Rubber Cushion Nylon Glides - no upcharge

Example:

INS3262-29 | M | BAR | MOMENTUM | VOX | MYSTIC
 (model #) | (wood species) | (finish) | (fabric vendor) | (pattern name) | (pattern color)

1. Model Number

2. Wood Species - STANDARD Maple (M), PREMIUM Walnut (W) or White Oak (WK1); upcharge applies

3. Wood Finish/Color Options:

Maple Frame (or Birch Plywood Base)

BAR Barrel	MCH Mocha
BRK Brickdust	OBK Outback
BUF Buff	PIL Pilsner
CSK Cask	PIN Pinnacle Walnut
CND Cinder	RAV Raven
CLY Clay	RYE Rye
EGR Egret	SAB Sable
FAW Fawn	SAD Saddle
FLX Flax	SIE Sienna
FLN Flint	TRF Truffle
FLO Florence Walnut	UMB Umber
LOF Loft	VAL Valley
MES Mesa	WLH Walnut Heights
MIN Mineral	

***Note:** Walnut and White Oak Solid Hardwoods are PREMIUM materials and an upcharge applies. Associated upcharges are located in the bullet points under units where applicable.

Paint Color - Add \$47 list per item

BKD Backdrop	NVL Novel Lilac
BFX Black Fox	PPL Patchwork Plum
BRV Bravado Red	PGR Pewter Green
BWH Bright White	QAL Queen Anne Lilac
BRF Broccoflower	RPT Redend Point
BTT Butternut	ROS Rose Tan
CCY Canyon Clay	SAU Saucy Gold
CHT Chatroom	SVP Silverplate
DEN Denim	SKS Skyline Steel
GAL Gale Force	STM Storm
GRV Greek Villa	TRC Tricorn Black
KGR Kendal Green	UKH Universal Khaki
NWH Nonchalant White	WBL Windy Blue

***Walnut Frame - upcharge applies**

BRK Brickdust	PIN Pinnacle Walnut
CSK Cask	SIE Sienna
MES Mesa	TRF Truffle
MCH Mocha	UMB Umber

***White Oak Frame - upcharge applies**

BAR Barrel	LOF Loft
BUF Buff	MIN Mineral
CSK Cask	RAV Raven
CND Cinder	RYE Rye
EGR Egret	SAB Sable
FAW Fawn	SAD Saddle
FLN Flint	UMB Umber

4. Fabric Selection - Please supply the following:
 Fabric vendor/Pattern name/Pattern color

[For a complete list of JSI Standard and Graded-In Textiles click here](#)

- Indicate direction of fabric - Railroaded or Up the Roll
- Please provide illustration, if available

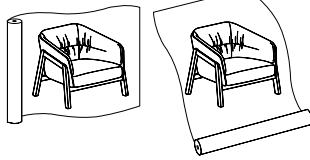
INDIE

All COM orders must include the following:

- Vendor's name, pattern name and color
- Sample of the fabric attached to the order
- Model numbers of items for fabric application
- Special application instructions
- Customer and purchase order number

Ship prepaid COM material to:
 JSI
 Attn: COM Department
 201 East Martin Street
 Receiving B, Dock 71
 Orleans, IN 47452

Application of fabric:
 Railroaded Up the Roll



All COM orders will ship at standard lead time from receipt of COM except for orders requiring special custom matched finishes.

5. Power Centers

EC30 - Under Mount

- Frame mounted simplex receptacle and two USB/10' - three prong power cord/factory installed.
- Specify Black (B) or White (W) and add \$382 list each. Indicate left or right arm (as seated). Cord color will match unit unless optional Graphite cord is specified. Add \$197 list for optional



EC31 - Flush Mount

- Integrated simplex receptacle and two USB/10' - three prong power cord/factory installed
- Specify Black (B) or White (W) and add \$441 list each. Indicate left or right arm (as seated). Cord color will match unit unless optional Graphite cord is specified. Add \$197 list for optional



EC32 - Arm Mounted Power Block

- Indicate left or right arm (as seated) and add \$541 list each. Specify cord color; Graphite (G), Indigo (I) or Yellow (Y). Power same as the frame of the chair.



- 6. Arm Mounted Knob** - A factory installed arm mounted knob can be specified. Indicate left or right arm (as seated) and add \$130 list each. Knob will be finished the same as the frame of the chair.



- 7. Arm Mounted Pouch** - A factory installed arm mounted pouch can be specified. Indicate left or right arm (as seated) and add \$322 list each. Pouch is aniline dye leather



8. Optional Rubber Cushion Nylon Glides - no upcharge

Note: Consider when selecting options.




Pouch and EC32 power cannot be specified on the same arm.



INDIE

Upholstery Selection

When selecting the upholstery materials, consider the affect the upholstery structure has on the appearance of the comfort wrinkles.



High wool content upholstery, soft pliable vinyl, non-backed upholstery materials may limit the appearance of comfort wrinkles.





Highly structured, thick vinyl, backed non-stretch upholstery materials and leather can increase the appearance of comfort wrinkles.

Note: Large scale and geometric patterns applied over Indie soft contours with false welt details will impact the pattern visual.


Upholstery Detail - False Welt

False Welt - Double fold upholstery seam detail is present on Indie Lounge, Low Lounge and Pouf units.

An integral part of the upholstery application, the false welt creates a defined line while maintaining flexibility for ultimate casual comfort.



Indie Configurations



INDIE

Indie Tables Order Check List:



Specify:

- 1. Model Number
- 2. Top Material
 - a.) Veneer
 - 1.) Essentials or Artisan Veneer
 - 2.) Wood Finish
 - b.) Laminate
 - 1.) Laminate Color
- 3. Leg Wood Finish
 - a.) Solid Wood Finish
 - b.) Paint Color
- 4. Lamp Shade - Maharam - Mode - Color
- 5. Optional Rubber Cushion Nylon Glides - no upcharge

Examples:

INT1919-14TT | BAR | NWH
 (model #) | (top material/finish) | (leg finish)

1. Model Number

2. Top Material Selection:

a.) Veneer

ESS Essentials Veneer Collection

BRK	Brickdust	MIN	Mineral
CSK	Cask	MCH	Mocha
CLY	Clay	OBK	Outback
FAW	Fawn	PIL	Pilsner
FLX	Flax	SIE	Sienna
FLN	Flint	TRF	Truffle
LOF	Loft	UMB	Umber
MES	Mesa	VAL	Valley

ART Artisan Veneer Collection

BAR	Barrel	RAV	Raven
BUF	Buff	RYE	Rye
CND	Cinder	SAB	Sable
EGR	Egret	SAD	Saddle

b.) Laminates

ALB	Alabaster	SHD	Shadow
BLK	Black	SLG	Slate Grey
BBL	Bridal Blanco	ZEN	Zen Grey
DWH	Designer White		

3. Leg Selection:

Solid Wood Finishes:

BAR	Barrel [‡]	MCH	Mocha [‡]
BRK	Brickdust [‡]	OBK	Outback
BUF	Buff [‡]	PIL	Pilsner
CSK	Cask [‡]	PIN	Pinnacle Walnut [‡]
CND	Cinder [‡]	RAV	Raven [‡]
CLY	Clay	RYE	Rye [‡]
EGR	Egret [‡]	SAB	Sable [‡]
FAW	Fawn [‡]	SAD	Saddle [‡]
FLX	Flax	SIE	Sienna [‡]
FLN	Flint [‡]	TRF	Truffle [‡]
FLO	Florence Walnut	UMB	Umber [‡]
LOF	Loft [‡]	VAL	Valley
MES	Mesa [‡]	WLH	Walnut Heights
MIN	Mineral [‡]		

Finishes may be specified to have Maple, Walnut or White Oak Leg.

[‡]Walnut will have an upcharge.

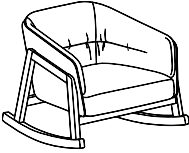
[‡]White Oak will have an upcharge.


Paint Color - Add \$47 list per item

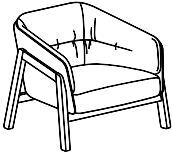
BKD	Backdrop	NVL	Novel Lilac
BFX	Black Fox	PPL	Patchwork Plum
BRV	Bravado Red	PGR	Pewter Green
BWH	Bright White	QAL	Queen Anne Lilac
BRF	Broccoflower	RPT	Redend Point
BTT	Butternut	ROS	Rose Tan
CCY	Canyon Clay	SAU	Saucy Gold
CHT	Chatroom	SVP	Silverplate
DEN	Denim	SKS	Skyline Steel
GAL	Gale Force	STM	Storm
GRV	Greek Villa	TRC	Tricorn Black
KGR	Kendal Green	UKH	Universal Khaki
NWH	Nonchalant White	WBL	Windy Blue

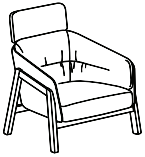
4. Lamp Shade: Maharam/Mode - Color

See www.maharam.com/products for color selection

Description	① Model	Specifications				List Price Per Grade
Single Seat Rocker 	INS3536-29 · maple frame standard · walnut or white oak frame available, specify and add \$850 list	Dimensions				COM \$3,499
			D	W	H	A \$3,549
		Overall	34 ½	36	29 ¼	B \$3,646
		Seat	22 ½	25	17 ¼	COL/C \$3,817
		Arm			27	D \$4,037
		Upholstery		Shipping		E \$4,223
		COM Ydg	6	Ctn Wt	70	F \$4,550
		COL Sq Ft	120	Cu Ft	23	G \$4,900
						H \$5,200
						I \$5,736
						J \$6,371
						L1 \$5,157
						L2 \$5,624

Description	① Model	Specifications				List Price Per Grade
Single Seat Rocker with Headrest 	INS3536-38 · maple frame standard · walnut or white oak legs available, specify and add \$850 list	Dimensions				COM \$3,883
			D	W	H	A \$3,937
		Overall	34 ½	36	38	B \$4,042
		Seat	22 ½	25	17 ¼	COL/C \$4,227
		Arm			27	D \$4,465
		Upholstery		Shipping		E \$4,668
		COM Ydg	6 ½	Ctn Wt	80	F \$5,022
		COL Sq Ft	130	Cu Ft	32	G \$5,401
						H \$5,726
						I \$6,306
						J \$6,994
						L1 \$5,679
						L2 \$6,185

Description	Model	Specifications				List Price Per Grade		
Single Seat 	INS3236-29 · maple frame standard · walnut or white oak frame available, specify and add \$426 list	Dimensions		D	W	H	COM	\$3,246
		Overall	31 ½	36	29 ¼	A	\$3,296	
		Seat	22 ½	25	17 ¼	B	\$3,393	
		Arm			27	COL/C	\$3,564	
		Upholstery		Shipping		D	\$3,784	
		COM Ydg	6	Ctn Wt	68	E	\$3,970	
		COL Sq Ft	120	Cu Ft	24	F	\$4,297	
						G	\$4,647	
						H	\$4,947	
						I	\$5,483	
				J	\$6,118			
				L1	\$4,904			
				L2	\$5,371			

Description	Model	Specifications				List Price Per Grade		
Single Seat with Headrest 	INS3236-38 · maple frame standard · walnut or white oak frame available, specify and add \$426 list	Dimensions		D	W	H	COM	\$3,638
		Overall	32 ½	36	38	A	\$3,692	
		Seat	22 ½	25	17 ¼	B	\$3,797	
		Arm			27	COL/C	\$3,982	
		Upholstery		Shipping		D	\$4,220	
		COM Ydg	6 ½	Ctn Wt	78	E	\$4,423	
		COL Sq Ft	130	Cu Ft	31	F	\$4,777	
						G	\$5,156	
						H	\$5,481	
						I	\$6,061	
				J	\$6,749			
				L1	\$5,434			
				L2	\$5,940			

To Order, Specify:

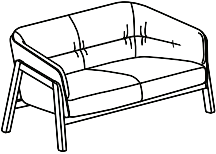
- 1 Model Number
- 2 Wood Species:
 - a.) STANDARD Maple (M)
 - b.) PREMIUM Walnut (W) - upcharge applies
 - c.) PREMIUM White Oak (WK1) - upcharge applies
- 3 Finish [See Wood Finish/Color Options](#)
 - a.) Maple Finish
 - b.) Walnut Finish
 - c.) White Oak Finish
- 4 Fabric Selection - vendor, pattern and color
 Visit www.jsifurniture.com/finishes-and-materials/textiles for our textiles program.
 See selection of standard and graded in manufacturers and patterns.
- 5 Optional Power Centers, see page IN3
- 6 Optional Arm Mounted Knob, add \$130 list each and indicate left or right arm (as seated), see page IN3
- 7 Optional Arm Mounted Pouch, add \$322 list each and indicate left or right arm (as seated), see page IN3
- 6 Optional Rubber Cushion Nylon Glides - no upcharge

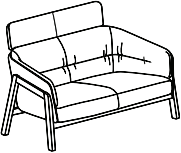
Specifications

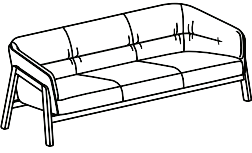
- Inner and outer back frame molded plywood.
- Back has 4 ¼" tapered high density high resilience polyurethane foam.
- Arm has 1 ½" multi-density high resilience polyurethane foam.
- Seat frame is puzzle jointed plywood construction.
- Seat has synthetic sheet webbing and 5" multi-density high resilience polyurethane foam.
- Seat has ½" dacron over wrap for upholstery detailing.
- Solid hardwood frame.
- Mortise and tenon construction with corner blocks, glue and screws.
- Standard with rubber cushion metal glides on leg models.

Note: EC32 power and pouch cannot be specified on the same arm

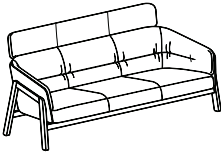
Note: Walnut and White Oak Solid hardwoods are PREMIUM materials and upcharges apply. Associated upcharges are located in bullet points under units where applicable.

Description	① Model	Specifications				List Price Per Grade
Two Seat 	INS3262-29 · maple frame standard · walnut or white oak frame available, specify and add \$590 list	Dimensions				COM \$4,521
			D	W	H	A \$4,587
		Overall	31 ½	62	29 ¼	B \$4,717
		Seat	22 ½	51	17 ¼	COL/C \$4,945
		Arm			27	D \$5,238
		Upholstery		Shipping		E \$5,487
		COM Ydg	8	Ctn Wt	107	F \$5,922
		COL Sq Ft	160	Cu Ft	39	G \$6,389
						H \$6,789
						I \$7,503
						J \$8,350
						L1 \$6,732
						L2 \$7,354

Two Seat with Headrest 	INS3262-38 · maple frame standard · walnut or white oak frame available, specify and add \$590 list	Dimensions				COM \$5,136
			D	W	H	A \$5,214
		Overall	32 ½	62	38	B \$5,369
		Seat	22 ½	51	17 ¼	COL/C \$5,639
		Arm			27	D \$5,987
		Upholstery		Shipping		E \$6,283
		COM Ydg	9 ½	Ctn Wt	127	F \$6,800
		COL Sq Ft	190	Cu Ft	50	G \$7,355
						H \$7,829
						I \$8,678
						J \$9,682
						L1 \$7,761
						L2 \$8,500

Three Seat 	INS3288-29 · maple frame standard · walnut or white oak frame available, specify and add \$721 list	Dimensions				COM \$5,480
			D	W	H	A \$5,568
		Overall	31 ½	88	29 ¼	B \$5,743
		Seat	22 ½	77	17 ¼	COL/C \$6,049
		Arm			27	D \$6,443
		Upholstery		Shipping		E \$6,778
		COM Ydg	10 ¾	Ctn Wt	145	F \$7,363
		COL Sq Ft	215	Cu Ft	55	G \$7,990
						H \$8,527
						I \$9,488
						J \$10,625
						L1 \$8,451
						L2 \$9,287

INDIE

Description	1 Model	Specifications			List Price Per Grade	
Three Seat with Headrest 	INS3288-38 · maple frame standard · walnut or white oak frame available, specify and add \$721 list	Dimensions	D	W	H	COM \$6,260
		Overall	32 ½	88	38	A \$6,367
		Seat	22 ½	77	17 ¼	B \$6,578
		Arm			27	COL/C \$6,948
		Upholstery	Shipping			D \$7,424
		COM Ydg	13	Ctn Wt	175	E \$7,829
		COL Sq Ft	260	Cu Ft	71	F \$8,537
				G \$9,296		
				H \$9,945		
				I \$11,106		
				J \$12,481		
				L1 \$9,852		
				L2 \$10,864		

To Order, Specify:



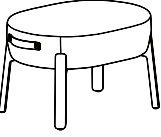
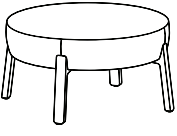
- 1 Model Number
- 2 Wood Species:
 - a.) STANDARD Maple (M)
 - b.) PREMIUM Walnut (W) - upcharge applies
 - c.) PREMIUM White Oak (WK1) - upcharge applies
- 3 Finish [See Wood Finish/Color Options](#)
 - a.) Maple Finish
 - b.) Walnut Finish
 - c.) White Oak Finish
- 4 Fabric Selection - vendor, pattern and color
 Visit www.jsifurniture.com/finishes-and-materials/textiles for our textiles program.
 See selection of standard and graded in manufacturers and patterns.
- 5 Optional Power Centers, see page IN3
- 6 Optional Arm Mounted Knob, add \$130 list each and indicate left or right arm (as seated), see page IN3
- 7 Optional Arm Mounted Pouch, add \$322 list each and indicate left or right arm (as seated), see page IN3
- 8 Optional Rubber Cushion Nylon Glides - no upcharge

Specifications

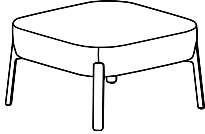
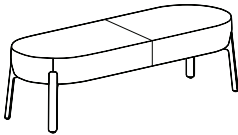
- Inner and outer back frame molded plywood.
- Back has 4 ¼" tapered high density high resilience polyurethane foam.
- Arm has 1 ½" multi-density high resilience polyurethane foam.
- Seat frame is puzzle jointed plywood construction.
- Seat has synthetic sheet webbing and 5" multi-density high resilience polyurethane foam.
- Seat has ½" dacron over wrap for upholstery detailing.
- Solid hardwood frame.
- Mortise and tenon construction with corner blocks, glue and screws.
- Standard with rubber cushion metal glides on leg models.

Note: EC32 power and pouch cannot be specified on the same arm

Note: Walnut and White Oak Solid hardwoods are PREMIUM materials and upcharges apply. Associated upcharges are located in bullet points under units where applicable.

Description	① Model	Specifications	List Price Per Grade																																		
Round Ottoman 	INO1717-17RDO · two leather handles · maple legs standard · walnut or white oak legs available, specify and add \$100 list	<table border="1"> <thead> <tr> <th>Dimensions</th> <th>D</th> <th>W</th> <th>H</th> </tr> </thead> <tbody> <tr> <td>Overall</td> <td>17</td> <td>17</td> <td>16½</td> </tr> </tbody> </table>	Dimensions	D	W	H	Overall	17	17	16½	<table border="1"> <tbody> <tr><td>COM</td><td>\$1,339</td></tr> <tr><td>A</td><td>\$1,346</td></tr> <tr><td>B</td><td>\$1,358</td></tr> <tr><td>COL/C</td><td>\$1,379</td></tr> <tr><td>D</td><td>\$1,407</td></tr> <tr><td>E</td><td>\$1,430</td></tr> <tr><td>F</td><td>\$1,471</td></tr> <tr><td>G</td><td>\$1,515</td></tr> <tr><td>H</td><td>\$1,552</td></tr> <tr><td>I</td><td>\$1,619</td></tr> <tr><td>J</td><td>\$1,698</td></tr> <tr><td>L1</td><td>\$1,531</td></tr> <tr><td>L2</td><td>\$1,586</td></tr> </tbody> </table>	COM	\$1,339	A	\$1,346	B	\$1,358	COL/C	\$1,379	D	\$1,407	E	\$1,430	F	\$1,471	G	\$1,515	H	\$1,552	I	\$1,619	J	\$1,698	L1	\$1,531	L2	\$1,586
		Dimensions	D	W	H																																
Overall	17	17	16½																																		
COM	\$1,339																																				
A	\$1,346																																				
B	\$1,358																																				
COL/C	\$1,379																																				
D	\$1,407																																				
E	\$1,430																																				
F	\$1,471																																				
G	\$1,515																																				
H	\$1,552																																				
I	\$1,619																																				
J	\$1,698																																				
L1	\$1,531																																				
L2	\$1,586																																				
<table border="1"> <thead> <tr> <th>Upholstery</th> <th colspan="3">Shipping</th> </tr> </thead> <tbody> <tr> <td>COM Ydg</td> <td>¾</td> <td>Ctn Wt</td> <td>17</td> </tr> <tr> <td>COL Sq Ft</td> <td>14</td> <td>Cu Ft</td> <td>4</td> </tr> </tbody> </table>	Upholstery	Shipping			COM Ydg	¾	Ctn Wt	17	COL Sq Ft	14	Cu Ft	4																									
Upholstery	Shipping																																				
COM Ydg	¾	Ctn Wt	17																																		
COL Sq Ft	14	Cu Ft	4																																		
Oval Ottoman 	INO1319-17OVO · two leather handles · maple legs standard · walnut or white oak legs available, specify and add \$100 list	<table border="1"> <thead> <tr> <th>Dimensions</th> <th>D</th> <th>W</th> <th>H</th> </tr> </thead> <tbody> <tr> <td>Overall</td> <td>13</td> <td>19</td> <td>16½</td> </tr> </tbody> </table>	Dimensions	D	W	H	Overall	13	19	16½	<table border="1"> <tbody> <tr><td>COM</td><td>\$1,340</td></tr> <tr><td>A</td><td>\$1,347</td></tr> <tr><td>B</td><td>\$1,359</td></tr> <tr><td>COL/C</td><td>\$1,380</td></tr> <tr><td>D</td><td>\$1,408</td></tr> <tr><td>E</td><td>\$1,431</td></tr> <tr><td>F</td><td>\$1,472</td></tr> <tr><td>G</td><td>\$1,516</td></tr> <tr><td>H</td><td>\$1,553</td></tr> <tr><td>I</td><td>\$1,620</td></tr> <tr><td>J</td><td>\$1,699</td></tr> <tr><td>L1</td><td>\$1,532</td></tr> <tr><td>L2</td><td>\$1,587</td></tr> </tbody> </table>	COM	\$1,340	A	\$1,347	B	\$1,359	COL/C	\$1,380	D	\$1,408	E	\$1,431	F	\$1,472	G	\$1,516	H	\$1,553	I	\$1,620	J	\$1,699	L1	\$1,532	L2	\$1,587
		Dimensions	D	W	H																																
Overall	13	19	16½																																		
COM	\$1,340																																				
A	\$1,347																																				
B	\$1,359																																				
COL/C	\$1,380																																				
D	\$1,408																																				
E	\$1,431																																				
F	\$1,472																																				
G	\$1,516																																				
H	\$1,553																																				
I	\$1,620																																				
J	\$1,699																																				
L1	\$1,532																																				
L2	\$1,587																																				
<table border="1"> <thead> <tr> <th>Upholstery</th> <th colspan="3">Shipping</th> </tr> </thead> <tbody> <tr> <td>COM Ydg</td> <td>¾</td> <td>Ctn Wt</td> <td>16</td> </tr> <tr> <td>COL Sq Ft</td> <td>14</td> <td>Cu Ft</td> <td>4</td> </tr> </tbody> </table>	Upholstery	Shipping			COM Ydg	¾	Ctn Wt	16	COL Sq Ft	14	Cu Ft	4																									
Upholstery	Shipping																																				
COM Ydg	¾	Ctn Wt	16																																		
COL Sq Ft	14	Cu Ft	4																																		
Oval Ottoman 	INO1925-17OVO · two leather handles · maple legs standard · walnut or white oak legs available, specify and add \$100 list	<table border="1"> <thead> <tr> <th>Dimensions</th> <th>D</th> <th>W</th> <th>H</th> </tr> </thead> <tbody> <tr> <td>Overall</td> <td>19</td> <td>25</td> <td>16½</td> </tr> </tbody> </table>	Dimensions	D	W	H	Overall	19	25	16½	<table border="1"> <tbody> <tr><td>COM</td><td>\$1,456</td></tr> <tr><td>A</td><td>\$1,465</td></tr> <tr><td>B</td><td>\$1,481</td></tr> <tr><td>COL/C</td><td>\$1,509</td></tr> <tr><td>D</td><td>\$1,546</td></tr> <tr><td>E</td><td>\$1,577</td></tr> <tr><td>F</td><td>\$1,632</td></tr> <tr><td>G</td><td>\$1,690</td></tr> <tr><td>H</td><td>\$1,740</td></tr> <tr><td>I</td><td>\$1,829</td></tr> <tr><td>J</td><td>\$1,935</td></tr> <tr><td>L1</td><td>\$1,702</td></tr> <tr><td>L2</td><td>\$1,772</td></tr> </tbody> </table>	COM	\$1,456	A	\$1,465	B	\$1,481	COL/C	\$1,509	D	\$1,546	E	\$1,577	F	\$1,632	G	\$1,690	H	\$1,740	I	\$1,829	J	\$1,935	L1	\$1,702	L2	\$1,772
		Dimensions	D	W	H																																
Overall	19	25	16½																																		
COM	\$1,456																																				
A	\$1,465																																				
B	\$1,481																																				
COL/C	\$1,509																																				
D	\$1,546																																				
E	\$1,577																																				
F	\$1,632																																				
G	\$1,690																																				
H	\$1,740																																				
I	\$1,829																																				
J	\$1,935																																				
L1	\$1,702																																				
L2	\$1,772																																				
<table border="1"> <thead> <tr> <th>Upholstery</th> <th colspan="3">Shipping</th> </tr> </thead> <tbody> <tr> <td>COM Ydg</td> <td>1</td> <td>Ctn Wt</td> <td>25</td> </tr> <tr> <td>COL Sq Ft</td> <td>18</td> <td>Cu Ft</td> <td>6</td> </tr> </tbody> </table>	Upholstery	Shipping			COM Ydg	1	Ctn Wt	25	COL Sq Ft	18	Cu Ft	6																									
Upholstery	Shipping																																				
COM Ydg	1	Ctn Wt	25																																		
COL Sq Ft	18	Cu Ft	6																																		
Round Ottoman 	INO2727-17RDO · maple legs standard · walnut or white oak legs available, specify and add \$100 list	<table border="1"> <thead> <tr> <th>Dimensions</th> <th>D</th> <th>W</th> <th>H</th> </tr> </thead> <tbody> <tr> <td>Overall</td> <td>27</td> <td>27</td> <td>16½</td> </tr> </tbody> </table>	Dimensions	D	W	H	Overall	27	27	16½	<table border="1"> <tbody> <tr><td>COM</td><td>\$1,650</td></tr> <tr><td>A</td><td>\$1,661</td></tr> <tr><td>B</td><td>\$1,681</td></tr> <tr><td>COL/C</td><td>\$1,717</td></tr> <tr><td>D</td><td>\$1,762</td></tr> <tr><td>E</td><td>\$1,801</td></tr> <tr><td>F</td><td>\$1,869</td></tr> <tr><td>G</td><td>\$1,942</td></tr> <tr><td>H</td><td>\$2,005</td></tr> <tr><td>I</td><td>\$2,116</td></tr> <tr><td>J</td><td>\$2,249</td></tr> <tr><td>L1</td><td>\$1,965</td></tr> <tr><td>L2</td><td>\$2,054</td></tr> </tbody> </table>	COM	\$1,650	A	\$1,661	B	\$1,681	COL/C	\$1,717	D	\$1,762	E	\$1,801	F	\$1,869	G	\$1,942	H	\$2,005	I	\$2,116	J	\$2,249	L1	\$1,965	L2	\$2,054
		Dimensions	D	W	H																																
Overall	27	27	16½																																		
COM	\$1,650																																				
A	\$1,661																																				
B	\$1,681																																				
COL/C	\$1,717																																				
D	\$1,762																																				
E	\$1,801																																				
F	\$1,869																																				
G	\$1,942																																				
H	\$2,005																																				
I	\$2,116																																				
J	\$2,249																																				
L1	\$1,965																																				
L2	\$2,054																																				
<table border="1"> <thead> <tr> <th>Upholstery</th> <th colspan="3">Shipping</th> </tr> </thead> <tbody> <tr> <td>COM Ydg</td> <td>1¼</td> <td>Ctn Wt</td> <td>38</td> </tr> <tr> <td>COL Sq Ft</td> <td>23</td> <td>Cu Ft</td> <td>10</td> </tr> </tbody> </table>	Upholstery	Shipping			COM Ydg	1¼	Ctn Wt	38	COL Sq Ft	23	Cu Ft	10																									
Upholstery	Shipping																																				
COM Ydg	1¼	Ctn Wt	38																																		
COL Sq Ft	23	Cu Ft	10																																		

INDIE

Description	Model	Specifications				List Price Per Grade	
Square Ottoman 	IN02727-17SQ0 · maple legs standard · walnut or white oak legs available, specify and add \$100 list	Dimensions	D	W	H	COM	\$1,673
		Overall	27	27	16½	A	\$1,686
		Upholstery	Shipping		B	\$1,710	
		COM Ydg	1½	Ctn Wt	38	COL/C	\$1,753
		COL Sq Ft	27	Cu Ft	10	D	\$1,808
						E	\$1,854
						F	\$1,936
						G	\$2,024
						H	\$2,099
						I	\$2,233
						J	\$2,391
						L1	\$2,041
						L2	\$2,146
Oval Ottoman 	IN01955-17OVO · maple legs standard · walnut or white oak legs available, specify and add \$100 list	Dimensions	D	W	H	COM	\$2,019
		Overall	19	55	16½	A	\$2,036
		Upholstery	Shipping		B	\$2,068	
		COM Ydg	2	Ctn Wt	53	COL/C	\$2,125
		COL Sq Ft	36	Cu Ft	13	D	\$2,199
						E	\$2,261
						F	\$2,370
						G	\$2,486
						H	\$2,586
						I	\$2,765
						J	\$2,977
						L1	\$2,510
						L2	\$2,650

To Order, Specify:




- 1 Model Number
- 2 Wood Species:
 - a.) STANDARD Maple (M)
 - b.) PREMIUM Walnut (W) - upcharge applies
 - c.) PREMIUM White Oak (WK1) - upcharge applies
- 3 Finish [See Wood Finish/Color Options](#)
 - a.) Maple Finish
 - b.) Walnut Finish
 - c.) White Oak Finish
- 4 Fabric Selection - vendor, pattern and color
 Visit www.jsifurniture.com/finishes-and-materials/textiles for our textiles program.
 See selection of standard and graded in manufacturers and patterns.
- 5 Optional Power Centers, see page IN3
- 6 Optional Arm Mounted Knob, add \$130 list each and indicate left or right arm (as seated), see page IN3
- 7 Optional Arm Mounted Pouch, add \$322 list each and indicate left or right arm (as seated), see page IN3
- 8 Optional Rubber Cushion Nylon Glides - no upcharge

Specifications


- Inner and outer back frame molded plywood.
- Back has 4 ¼" tapered high density high resilience polyurethane foam.
- Arm has 1 ½" multi-density high resilience polyurethane foam.
- Seat frame is puzzle jointed plywood construction.
- Seat has synthetic sheet webbing and 5" multi-density high resilience polyurethane foam.
- Seat has ½" dacron over wrap for upholstery detailing.
- Solid hardwood frame.
- Mortise and tenon construction with corner blocks, glue and screws.
- Standard with rubber cushion metal glides on leg models.

Note: EC32 power and pouch cannot be specified on the same arm

Note: Walnut and White Oak Solid hardwoods are PREMIUM materials and upcharges apply. Associated upcharges are located in bullet points under units where applicable.

Description	① Model	Specifications				List Price Per Grade
Single Seat Mini Low Lounge 	INS3119-25 · maple legs standard · walnut or white oak frame available, specify and add \$349 list	Dimensions				COM \$1,619
		Overall	31	19	25	A \$1,636
		Seat	18	19	14 ½	B \$1,668
		Upholstery		Shipping		COL/C \$1,725
		COM Ydg	2	Ctn Wt	39	D \$1,799
		COL Sq Ft	42	Cu Ft	18	E \$1,861
						F \$1,970
						G \$2,086
						H \$2,186
						I \$2,365
						J \$2,577
						L1 \$2,172
						L2 \$2,328
Single Seat Low Lounge 	INS3627-27 · maple frame standard · walnut or white oak frame available, specify and add \$349 list	Dimensions				COM \$2,069
		Overall	36	27	27	A \$2,100
		Seat	23	27	14 ½	B \$2,161
		Upholstery		Shipping		COL/C \$2,268
		COM Ydg	3 ¾	Ctn Wt	52	D \$2,405
		COL Sq Ft	90	Cu Ft	19	E \$2,522
						F \$2,726
						G \$2,945
						H \$3,132
						I \$3,467
						J \$3,864
						L1 \$3,339
						L2 \$3,689
Two Seat Low Lounge 	INS3653-27 · maple frame standard · walnut or white oak frame available, specify and add \$459 list	Dimensions				COM \$3,333
		Overall	36	53	27	A \$3,391
		Seat	23	53	14 ½	B \$3,505
		Upholstery		Shipping		COL/C \$3,704
		COM Ydg	7	Ctn Wt	107	D \$3,960
		COL Sq Ft	168	Cu Ft	35	E \$4,178
						F \$4,559
						G \$4,968
						H \$5,317
						I \$5,943
						J \$6,683
						L1 \$5,703
						L2 \$6,357

INDIE

Description	Model	Specifications			List Price Per Grade		
		Dimensions	D	W	H	COM	COL/C
Two Seat Elbow Low Lounge 	INS4458-27 · maple frame standard · walnut or white oak frame available, specify and add \$590 list	Overall	44 1/2	58 1/2	27	\$4,249	\$4,307
		Seat	23	53	14 1/2	\$4,421	\$4,620
		Upholstery		Shipping		\$4,876	\$5,094
		COM Ydg	7	Ctn Wt	118	\$5,475	\$5,884
		COL Sq Ft	168	Cu Ft	47	\$6,233	\$6,859
						\$7,599	\$6,619
						\$7,273	

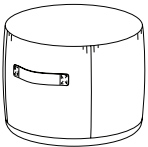
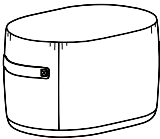

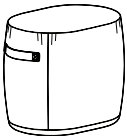
To Order, Specify:

- 1 Model Number
- 2 Wood Species:
 - a.) STANDARD Maple (M)
 - b.) PREMIUM Walnut (W) - upcharge applies
 - c.) PREMIUM White Oak (WK1) - upcharge applies
- 3 Finish [See Finish/Color Options](#)
 - a.) Maple Finish
 - b.) Walnut Finish
 - c.) White Oak Finish
- 4 Fabric Selection - vendor, pattern and color
 Visit www.jsifurniture.com/finishes-and-materials/textiles for our textiles program.
 See selection of standard and graded in manufacturers and patterns.
- 5 Optional Power Centers, see page IN3
- 6 Optional Rubber Cushion Nylon Glides - no upcharge

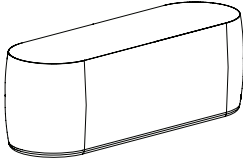
Note: Walnut and White Oak Solid hardwoods are PREMIUM materials and upcharges apply. Associated upcharges are located in bullet points under units where applicable.

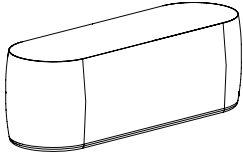
Specifications

- Frame is puzzle jointed plywood construction.
- Back has synthetic sheet webbing and 5" high density high resilience polyurethane foam.
- Seat has synthetic sheet webbing and 7" multi-density high resilience polyurethane foam.
- Seat and back have 2" dacron over wrap for upholstery detailing.
- Solid hardwood frame.
- Mortise and tenon construction with corner blocks, glue and screws.
- Standard with rubber cushion metal glides.

Description	① Model	Specifications				List Price Per Grade	
Round Pouf 	INP1818-12RDP · two leather handles	Dimensions		D	W	H	COM \$867
		Overall	18	18	12		A \$876
		Upholstery		Shipping			B \$892
		COM Ydg	1	Ctn Wt	22		COL/C \$920
		COL Sq Ft	18	Cu Ft	3		D \$957
							E \$988
							F \$1,043
							G \$1,101
							H \$1,151
							I \$1,240
							J \$1,346
							L1 \$1,113
							L2 \$1,183
Oval Pouf 	INP1319-120VP · two leather handles	Dimensions		D	W	H	COM \$851
		Overall	13	19	12		A \$860
		Upholstery		Shipping			B \$876
		COM Ydg	1	Ctn Wt	19		COL/C \$904
		COL Sq Ft	18	Cu Ft	3		D \$941
							E \$972
							F \$1,027
							G \$1,085
							H \$1,135
							I \$1,224
							J \$1,330
							L1 \$1,097
							L2 \$1,167
Round Pouf 	INP1818-17RDP · two leather handles	Dimensions		D	W	H	COM \$917
		Overall	18	18	16½		A \$928
		Upholstery		Shipping			B \$948
		COM Ydg	1¼	Ctn Wt	26		COL/C \$984
		COL Sq Ft	23	Cu Ft	4		D \$1,029
							E \$1,068
							F \$1,136
							G \$1,209
							H \$1,272
							I \$1,383
							J \$1,516
							L1 \$1,232
							L2 \$1,321
Oval Pouf 	INP1319-170VP · two leather handles	Dimensions		D	W	H	COM \$884
		Overall	13	19	16½		A \$895
		Upholstery		Shipping			B \$915
		COM Ydg	1¼	Ctn Wt	23		COL/C \$951
		COL Sq Ft	23	Cu Ft	4		D \$996
							E \$1,035
							F \$1,103
							G \$1,176
							H \$1,239
							I \$1,350
							J \$1,483
							L1 \$1,199
							L2 \$1,288

INDIE

Description	① Model	Specifications				List Price Per Grade	
Oval Bench 	INB1855-190VB	Dimensions		D	W	H	COM \$2,001
		Overall		18	55	19	A \$2,026
		Upholstery		Shipping		B \$2,075	
		COM Ydg	3	Ctn Wt	109	COL/C \$2,160	
		COL Sq Ft	66	Cu Ft	13	D \$2,270	
						E \$2,363	
				F \$2,527			
				G \$2,702			
				H \$2,852			
				I \$3,120			
				J \$3,437			
				L1 \$2,737			
				L2 \$2,947			

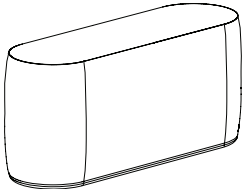
Oval Bench 	INB1860-190VB	Dimensions		D	W	H	COM \$2,076
		Overall		18	60	19	A \$2,105
		Upholstery		Shipping		B \$2,162	
		COM Ydg	3 1/2	Ctn Wt	113	COL/C \$2,262	
		COL Sq Ft	77	Cu Ft	15	D \$2,390	
						E \$2,499	
				F \$2,689			
				G \$2,894			
				H \$3,068			
				I \$3,381			
				J \$3,751			
				L1 \$2,935			
				L2 \$3,180			

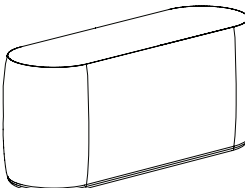
To Order, Specify:

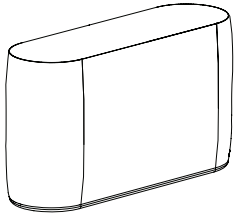
- ① Model Number
- ② Wood Species - Birch (B)
- ③ Finish [See Finish/Color Options](#)
- ④ Fabric Selection - vendor, pattern and color
Visit www.jsifurniture.com/finishes-and-materials/textiles for our textiles program.
See selection of standard and graded in manufacturers and patterns.
- ⑤ Optional Rubber Cushion Nylon Glides - no upcharge

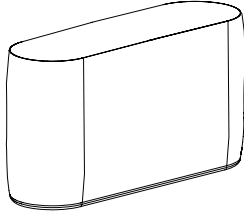
Specifications

- Frame is puzzle jointed plywood construction.
- Seat has 5" high density high resilience polyurethane foam.
- Seat has 2" dacron over wrap for upholstery detailing.
- Solid birch plywood base.
- Standard with rubber cushion metal glides.
- Aniline dye leather handles with sewn reinforced gussets.

Description	① Model	Specifications				List Price Per Grade			
Oval Bench 	INB1855-250VB	Dimensions		D	W	H	COM \$2,159		
		Overall		20	60	25	A \$2,188		
		Upholstery		Shipping		B \$2,245	COL/C \$2,345		
		COM Ydg	3 1/2	Ctn Wt	124	D \$2,473	E \$2,582		
		COL Sq Ft	77	Cu Ft	17	F \$2,772	G \$2,977		
					H \$3,151	I \$3,464	J \$3,834	L1 \$3,018	L2 \$3,263

Oval Bench 	INB1860-250VB	Dimensions		D	W	H	COM \$2,237			
		Overall		20	66	25	A \$2,270			
		Upholstery		Shipping		B \$2,335	COL/C \$2,449			
		COM Ydg	4	Ctn Wt	129	D \$2,596	E \$2,720			
		COL Sq Ft	92	Cu Ft	19	F \$2,938	G \$3,171	H \$3,371	I \$3,728	J \$4,152

Description	① Model	Specifications				List Price Per Grade	
Oval Bench 	INB1855-310VB	Dimensions		D	W	H	COM \$2,508
		Overall		20	60	31	A \$2,551
		Upholstery		Shipping		B \$2,637	COL/C \$2,786
		COM Ydg	5 ¼	Ctn Wt	143	D \$2,979	
		COL Sq Ft	132	Cu Ft	21	E \$3,142	
						F \$3,428	
						G \$3,734	
				H \$3,996			
				I \$4,465			
				J \$5,021			
				L1 \$3,445			
				L2 \$3,726			

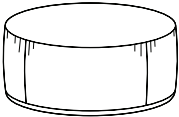
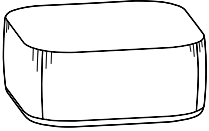
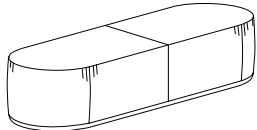
Oval Bench 	INB1860-310VB	Dimensions		D	W	H	COM \$2,535
		Overall		20	66	31	A \$2,583
		Upholstery		Shipping		B \$2,676	COL/C \$2,840
		COM Ydg	5 ¾	Ctn Wt	148	D \$3,050	
		COL Sq Ft	144	Cu Ft	23	E \$3,229	
						F \$3,542	
						G \$3,878	
				H \$4,165			
				I \$4,679			
				J \$5,287			
				L1 \$3,953			
				L2 \$4,358			

To Order, Specify:

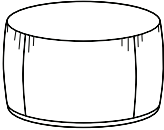
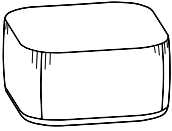
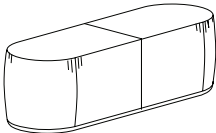
- ① Model Number
- ② Wood Species - Birch (B)
- ③ Finish [See Finish/Color Options](#)
- ④ Fabric Selection - vendor, pattern and color
Visit www.jsifurniture.com/finishes-and-materials/textiles for our textiles program.
See selection of standard and graded in manufacturers and patterns.
- ⑤ Optional Rubber Cushion Nylon Glides - no upcharge

Specifications

- Frame is puzzle jointed plywood construction.
- Seat has 5" high density high resilience polyurethane foam.
- Seat has 2" dacron over wrap for upholstery detailing.
- Solid birch plywood base.
- Standard with rubber cushion metal glides.
- Aniline dye leather handles with sewn reinforced gussets.

Description	① Model	Specifications				List Price Per Grade	
Round Pouf 	INP2727-12RDP	Dimensions		D	W	H	COM \$1,294
		Overall	27	27	12	A \$1,307	
		Upholstery		Shipping		B \$1,331	
		COM Ydg	1 1/2	Ctn Wt	52	COL/C \$1,374	
		COL Sq Ft	27	Cu Ft	7	D \$1,429	
				E \$1,475			
				F \$1,557			
				G \$1,645			
				H \$1,720			
				I \$1,854			
				J \$2,012			
				L1 \$1,662			
				L2 \$1,767			
Square Pouf 	INP2727-12SQP	Dimensions		D	W	H	COM \$1,295
		Overall	27	27	12	A \$1,308	
		Upholstery		Shipping		B \$1,332	
		COM Ydg	1 1/2	Ctn Wt	61	COL/C \$1,375	
		COL Sq Ft	27	Cu Ft	7	D \$1,430	
				E \$1,476			
				F \$1,558			
				G \$1,646			
				H \$1,721			
				I \$1,855			
				J \$2,013			
				L1 \$1,663			
				L2 \$1,768			
Oval Pouf 	INP1855-120VP	Dimensions		D	W	H	COM \$1,860
		Overall	18	55	12	A \$1,877	
		Upholstery		Shipping		B \$1,909	
		COM Ydg	2	Ctn Wt	88	COL/C \$1,966	
		COL Sq Ft	36	Cu Ft	9	D \$2,040	
				E \$2,102			
				F \$2,211			
				G \$2,327			
				H \$2,427			
				I \$2,606			
				J \$2,818			
				L1 \$2,351			
				L2 \$2,491			

INDIE

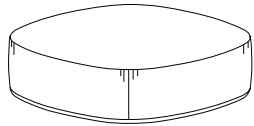
Description	① Model	Specifications				List Price Per Grade	
Round Pouf 	INP2727-17RDP	Dimensions		D	W	H	COM \$1,342
		Overall		27	27	16½	A \$1,357
		Upholstery		Shipping			B \$1,385
		COM Ydg	1¾	Ctn Wt	60	COL/C \$1,435	
		COL Sq Ft	32	Cu Ft	9	D \$1,499	
						E \$1,554	
						F \$1,649	
				G \$1,751			
				H \$1,838			
				I \$1,995			
				J \$2,180			
				L1 \$1,779			
				L2 \$1,904			
Square Pouf 	INP2727-17SQP	Dimensions		D	W	H	COM \$1,343
		Overall		27	27	16½	A \$1,358
		Upholstery		Shipping			B \$1,386
		COM Ydg	1¾	Ctn Wt	72	COL/C \$1,436	
		COL Sq Ft	32	Cu Ft	9	D \$1,500	
						E \$1,555	
						F \$1,650	
				G \$1,752			
				H \$1,839			
				I \$1,996			
				J \$2,181			
				L1 \$1,780			
				L2 \$1,905			
Oval Pouf 	INP1855-170VP	Dimensions		D	W	H	COM \$1,926
		Overall		18	55	16½	A \$1,945
		Upholstery		Shipping			B \$1,982
		COM Ydg	2¼	Ctn Wt	97	COL/C \$2,046	
		COL Sq Ft	41	Cu Ft	12	D \$2,128	
						E \$2,198	
						F \$2,321	
				G \$2,452			
				H \$2,564			
				I \$2,765			
				J \$3,003			
				L1 \$2,486			
				L2 \$2,645			

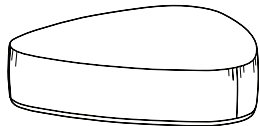
To Order, Specify:

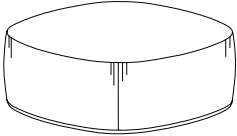

- ① Model Number
- ② Wood Species - Birch (B)
- ③ Finish [See Finish Options](#)
- ④ Fabric Selection - vendor, pattern and color
Visit www.jsifurniture.com/finishes-and-materials/textiles for our textiles program.
See selection of standard and graded in manufacturers and patterns.
- ⑤ Optional Rubber Cushion Nylon Glides - no upcharge

Specifications

- Frame is puzzle jointed plywood construction.
- Seat has 5" high density high resilience polyurethane foam.
- Seat has 2" dacron over wrap for upholstery detailing.
- Solid birch plywood base.
- Standard with rubber cushion metal glides.

Description	① Model	Specifications				List Price Per Grade	
Square Pouf 	INP4444-12SQP	Dimensions		D	W	H	COM \$2,490
		Overall		44	44	12	A \$2,515
		Upholstery		Shipping		B \$2,564	
		COM Ydg	3	Ctn Wt	101	COL/C \$2,649	
		COL Sq Ft	90	Cu Ft	17	D \$2,759	
					E \$2,852		
					F \$3,016		
					G \$3,191		
					H \$3,341		
					I \$3,609		
					J \$3,926		
					L1 \$3,506		
					L2 \$3,786		

Description	① Model	Specifications				List Price Per Grade	
Triangular Pouf 	INP4848-12TRP	Dimensions		D	W	H	COM \$2,603
		Overall		48	48	12	A \$2,630
		Upholstery		Shipping		B \$2,683	
		COM Ydg	3	Ctn Wt	109	COL/C \$2,775	
		COL Sq Ft	90	Cu Ft	20	D \$2,894	
					E \$2,996		
					F \$3,173		
					G \$3,362		
					H \$3,525		
					I \$3,815		
					J \$4,159		
					L1 \$3,548		
					L2 \$3,813		

Description	① Model	Specifications				List Price Per Grade	
Square Pouf 	INP4444-17SQP	Dimensions	D	W	H	COM	\$2,597
		Overall	44	44	16½	A	\$2,626
		Upholstery	Shipping		B	\$2,683	
		COM Ydg	3½	Ctn Wt	114	COL/C	\$2,783
		COL Sq Ft	90	Cu Ft	22	D	\$2,911
						E	\$3,020
						F	\$3,210
				G	\$3,415		
				H	\$3,589		
				I	\$3,902		
				J	\$4,272		
				L1	\$3,782		
				L2	\$4,109		
Triangular Pouf 	INP4848-17TRP	Dimensions	D	W	H	COM	\$2,762
		Overall	48	48	16½	A	\$2,787
		Upholstery	Shipping		B	\$2,836	
		COM Ydg	4¼	Ctn Wt	125	COL/C	\$2,921
		COL Sq Ft	90	Cu Ft	26	D	\$3,031
						E	\$3,124
						F	\$3,288
				G	\$3,463		
				H	\$3,613		
				I	\$3,881		
				J	\$4,198		
				L1	\$3,778		
				L2	\$4,058		

To Order, Specify:

- ① Model Number
- ② Wood Species - Birch (B)
- ③ Finish [See Finish Options](#)
- ④ Fabric Selection - vendor, pattern and color
 Visit www.jsifurniture.com/finishes-and-materials/textiles for our textiles program.
 See selection of standard and graded in manufacturers and patterns.
- ⑤ Optional Rubber Cushion Nylon Glides - no upcharge

Specifications

- Frame is puzzle jointed plywood construction.
- Seat has 5" high density high resilience polyurethane foam.
- Seat has 2" dacron over wrap for upholstery detailing.
- Solid birch plywood base.
- Standard with rubber cushion metal glides.

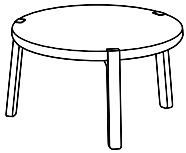
INDIE

Description	D	W	H	CTN WT	CU FT	① Model	Essentials Veneer List Price	Artisan Veneer List Price
Round Lounge Table	19	19	13 ¾	16	5	INT1919-14RD	\$1,212	\$1,333



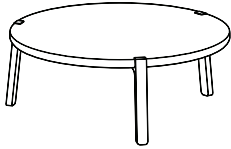
- ships factory assembled
- maple legs standard
- walnut or white oak legs available, specify and add \$108 list

Round Lounge Table	25	25	13 ¾	24	7	INT2525-14RD	\$1,257	\$1,384
--------------------	----	----	------	----	---	--------------	---------	---------



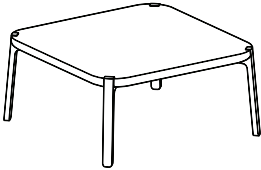


- ships factory assembled
- maple legs standard
- walnut or white oak legs available, specify and add \$108 list

Round Lounge Table	35	35	13 ¾	45	13	INT3535-14RD	\$1,451	\$1,596
--------------------	----	----	------	----	----	--------------	---------	---------



- ships factory assembled
- maple legs standard
- walnut or white oak legs available, specify and add \$108 list

Description	D	W	H	CTN WT	CU FT	① Model	Essentials Veneer List Price	Artisan Veneer List Price
Square Lounge Table  <ul style="list-style-type: none"> · ships factory assembled · maple legs standard · walnut or white oak legs available, specify and add \$121 list 	19	19	13 ¾	19	5	INT1919-14TT	\$1,273	\$1,402
Square Lounge Table  <ul style="list-style-type: none"> · ships factory assembled · maple legs standard · walnut or white oak legs available, specify and add \$121 list 	25	25	13 ¾	30	7	INT2525-14TT	\$1,353	\$1,486
Square Lounge Table  <ul style="list-style-type: none"> · ships factory assembled · maple legs standard · walnut or white oak legs available, specify and add \$121 list 	35	35	13 ¾	56	13	INT3535-14TT	\$1,520	\$1,673

To Order, Specify:

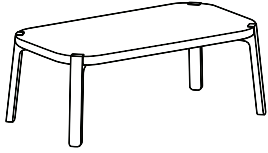
- ① Model Number
- ② Top Material:
 - a.) Veneer [See Veneer Top Material Selection](#)
 - 1.) Wood Finish Color
 - b.) Laminate [See Laminate Top Material Selection](#)
- ③ Leg Wood Species:
 - a.) STANDARD Maple (M)
 - [See Maple Leg Species/Finish Options](#)
 - 1.) Finish Color or Paint Color on maple legs
 - b.) PREMIUM Walnut (W) - upcharge applies
 - [See Walnut Leg Species/Finish Options](#)
 - 1.) Finish Color - Walnut finishes only on Walnut legs
 - c.) PREMIUM White Oak (WK1) - upcharge applies
 - [See White Oak Leg Species/Finish Options](#)
 - 1.) Finish Color - White Oak finishes only on White Oak legs
- ④ Optional Rubber Cushion Nylon Glides - no upcharge

Specifications

- Solid hardwood wood legs with steel plate reinforced mounting.
- 5 ply balanced top construction 1 ½" thick with profile shaped solid hardwood lumber rims
- Surfaces available in wood veneer or high pressure laminate.
- Standard with rubber cushion metal glides.

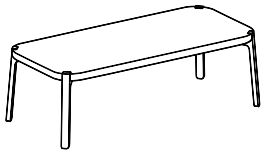
Note: Walnut and White Oak Solid hardwoods are PREMIUM materials and upcharges apply. Associated upcharges can be located within bullet points under units where applicable.

Description	D	W	H	CTN WT	CU FT	① Model	Essentials Veneer List Price	Artisan Veneer List Price
Rectangular Lounge Table	25	35	13 ¾	41	10	INT2535-14TT	\$1,438	\$1,582



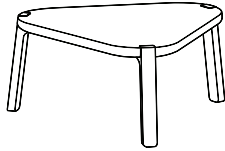
- ships factory assembled
- maple legs standard
- walnut or white oak legs available, specify and add \$121 list

Rectangular Lounge Table	25	55	13 ¾	62	15	INT2555-14TT	\$1,596	\$1,755
--------------------------	----	----	------	----	----	--------------	---------	---------



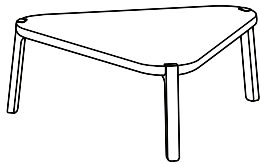
- ships factory assembled
- maple legs standard
- walnut or white oak legs available, specify and add \$121 list

Description	D	W	H	CTN WT	CU FT	① Model	Essentials Veneer List Price	Artisan Veneer List Price
Triangular Lounge Table	25	25	13 ¾	22	6	INT2525-14TR	\$1,200	\$1,322



- ships factory assembled
- maple legs standard
- walnut or white oak legs available, specify and add \$108 list

Triangular Lounge Table	35	35	13 ¾	34	11	INT3535-14TR	\$1,364	\$1,501
-------------------------	----	----	------	----	----	--------------	---------	---------



- ships factory assembled
- maple legs standard
- walnut or white oak legs available, specify and add \$108 list

To Order, Specify:

- ① Model Number
- ② Top Material:
 - a.) Veneer [See Veneer Top Material Selection](#)
 - 1.) Wood Finish Color
 - b.) Laminate [See Laminate Top Material Selection](#)
- ③ Leg Wood Species:
 - a.) STANDARD Maple (M)
 - [See Maple Leg Species/Finish Options](#)
 - 1.) Finish Color or Paint Color on maple legs
 - b.) PREMIUM Walnut (W) - upcharge applies
 - [See Walnut Leg Species/Finish Options](#)
 - 1.) Finish Color - Walnut finishes only on Walnut legs
 - c.) PREMIUM White Oak (WK1) - upcharge applies
 - [See White Oak Leg Species/Finish Options](#)
 - 1.) Finish Color - White Oak finishes only on White Oak legs
- ④ Optional Rubber Cushion Nylon Glides - no upcharge

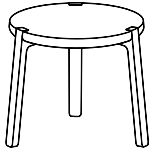
Specifications

- Solid hardwood wood legs with steel plate reinforced mounting.
- 5 ply balanced top construction 1 ½" thick with profile shaped solid hardwood lumber rims
- Surfaces available in wood veneer or high pressure laminate.
- Standard with rubber cushion metal glides.

Note: Walnut and White Oak Solid hardwoods are PREMIUM materials and upcharges apply. Associated upcharges can be located within bullet points under units where applicable.

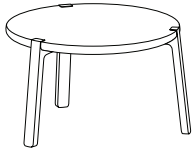
INDIE

Description	D	W	H	CTN WT	CU FT	① Model	Essentials Veneer List Price	Artisan Veneer List Price
Round Lounge Table	19	19	16½	17	5	INT1919-17RD	\$1,212	\$1,333



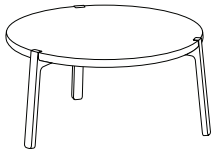
- ships factory assembled
- maple legs standard
- walnut or white oak legs available, specify and add \$108 list

Round Lounge Table	25	25	16½	25	8	INT2525-17RD	\$1,257	\$1,384
--------------------	----	----	-----	----	---	--------------	---------	---------

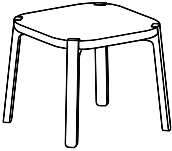

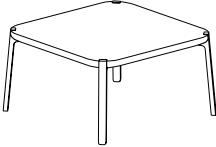


- ships factory assembled
- maple legs standard
- walnut or white oak legs available, specify and add \$108 list

Round Lounge Table	35	35	16½	46	15	INT3535-17RD	\$1,451	\$1,596
--------------------	----	----	-----	----	----	--------------	---------	---------



- ships factory assembled
- maple legs standard
- walnut or white oak legs available, specify and add \$108 list

Description	D	W	H	CTN WT	CU FT	① Model	Essentials Veneer List Price	Artisan Veneer List Price
 <p>Square Lounge Table</p> <ul style="list-style-type: none"> ships factory assembled maple legs standard walnut or white oak legs available, specify and add \$121 list 	19	19	16½	20	5	INT1919-17TT	\$1,273	\$1,402
 <p>Square Lounge Table</p> <ul style="list-style-type: none"> ships factory assembled maple legs standard walnut or white oak legs available, specify and add \$121 list 	25	25	16½	31	8	INT2525-17TT	\$1,353	\$1,486
 <p>Square Lounge Table</p> <ul style="list-style-type: none"> ships factory assembled maple legs standard walnut or white oak legs available, specify and add \$121 list 	35	35	16½	57	15	INT3535-17TT	\$1,520	\$1,673

To Order, Specify:

- ① Model Number
- ② Top Material:
 - a.) Veneer [See Veneer Top Material Selection](#)
 - 1.) Wood Finish Color
 - b.) Laminate [See Laminate Top Material Selection](#)
- ③ Leg Wood Species:
 - a.) STANDARD Maple (M)
 - [See Maple Leg Species/Finish Options](#)
 - 1.) Finish Color or Paint Color on maple legs
 - b.) PREMIUM Walnut (W) - upcharge applies
 - [See Walnut Leg Species/Finish Options](#)
 - 1.) Finish Color - Walnut finishes only on Walnut legs
 - c.) PREMIUM White Oak (WK1) - upcharge applies
 - [See White Oak Leg Species/Finish Options](#)
 - 1.) Finish Color - White Oak finishes only on White Oak legs
- ④ Optional Rubber Cushion Nylon Glides - no upcharge

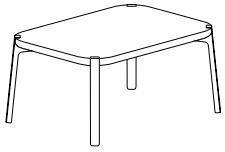
Specifications

- Solid hardwood wood legs with steel plate reinforced mounting.
- 5 ply balanced top construction 1½" thick with profile shaped solid hardwood lumber rims
- Surfaces available in wood veneer or high pressure laminate.
- Standard with rubber cushion metal glides.

Note: Walnut and White Oak Solid hardwoods are PREMIUM materials and upcharges apply. Associated upcharges can be located within bullet points under units where applicable.

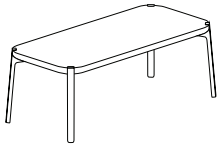
INDIE

Description	D	W	H	CTN WT	CU FT	① Model	Essentials Veneer List Price	Artisan Veneer List Price
Rectangular Lounge Table	25	35	16½	42	11	INT2535-17TT	\$1,438	\$1,582



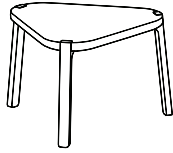
- ships factory assembled
- maple legs standard
- walnut or white oak legs available, specify and add \$121 list

Rectangular Lounge Table	25	55	16½	63	17	INT2555-17TT	\$1,596	\$1,755
--------------------------	----	----	-----	----	----	--------------	---------	---------



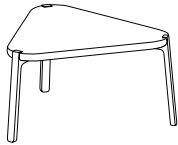
- ships factory assembled
- maple legs standard
- walnut or white oak legs available, specify and add \$121 list

Description	D	W	H	CTN WT	CU FT	① Model	Essentials Veneer List Price	Artisan Veneer List Price
Triangular Lounge Table	25	25	16½	23	7	INT2525-17TR	\$1,200	\$1,322



- ships factory assembled
- maple legs standard
- walnut or white oak legs available, specify and add \$108 list

Triangular Lounge Table	35	35	16½	35	13	INT3535-17TR	\$1,364	\$1,501
-------------------------	----	----	-----	----	----	--------------	---------	---------



- ships factory assembled
- maple legs standard
- walnut or white oak legs available, specify and add \$108 list

To Order, Specify:

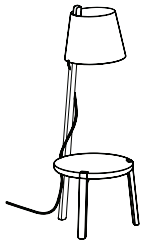
- ① Model Number
- ② Top Material:
 - a.) Veneer [See Veneer Top Material Selection](#)
 - 1.) Wood Finish Color
 - b.) Laminate [See Laminate Top Material Selection](#)
- ③ Leg Wood Species:
 - a.) STANDARD Maple (M)
 - [See Maple Leg Species/Finish Options](#)
 - 1.) Finish Color or Paint Color on maple legs
 - b.) PREMIUM Walnut (W) - upcharge applies
 - [See Walnut Leg Species/Finish Options](#)
 - 1.) Finish Color - Walnut finishes only on Walnut legs
 - c.) PREMIUM White Oak (WK1) - upcharge applies
 - [See White Oak Leg Species/Finish Options](#)
 - 1.) Finish Color - White Oak finishes only on White Oak legs
- ④ Optional Rubber Cushion Nylon Glides - no upcharge

Specifications

- Solid hardwood wood legs with steel plate reinforced mounting.
- 5 ply balanced top construction 1½" thick with profile shaped solid hardwood lumber rims
- Surfaces available in wood veneer or high pressure laminate.
- Standard with rubber cushion metal glides.


Note: Walnut and White Oak Solid hardwoods are PREMIUM materials and upcharges apply. Associated upcharges can be located within bullet points under units where applicable.

Description	D	W	H	CTN WT	CU FT	① Model	Essentials Veneer List Price	Artisan Veneer List Price
Floor Lamp with 17" Table	19	19	55 1/2	38	15	INT1919-56RDT	\$1,628	\$1,749



- 15' cord
- cord mounted rocker on/off switch - three prong plug fabric power cord
- specify graphite, yellow or indigo fabric cord color
- maximum 60 watt light bulb, NOT included/LED bulb recommended
- light fixture with 15' cord with on/off switch on cord 32" from light - field assembly
- SELECT Maharam Mode SHADE FABRIC COLOR
- maple legs standard
- walnut or white oak legs available, specify and add \$199 list

Floor Lamp with 14" Table	19	19	52 3/4	35	14	INT1919-53RDT	\$1,627	\$1,746
---------------------------	----	----	--------	----	----	---------------	---------	---------



- 15' cord
- cord mounted rocker on/off switch - three prong plug fabric power cord
- specify graphite, yellow or indigo fabric cord color
- maximum 60 watt light bulb, NOT included/LED bulb recommended
- light fixture with 15' cord with on/off switch on cord 32" from light - field assembly
- SELECT Maharam Mode SHADE FABRIC COLOR
- maple legs standard
- walnut or white oak legs available, specify and add \$199 list

To Order, Specify:

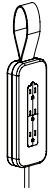
- ① Model Number
- ② Top Material:
 - a.) Veneer [See Veneer Top Material Selection](#)
 - 1.) Wood Finish Color
 - b.) Laminate [See Laminate Top Material Selection](#)
- ③ Leg Wood Species:
 - a.) STANDARD Maple (M)
 - [See Maple Leg Species/Finish Options](#)
 - 1.) Finish Color or Paint Color on maple legs
 - b.) PREMIUM Walnut (W) - upcharge applies
 - [See Walnut Leg Species/Finish Options](#)
 - 1.) Finish Color - Walnut finishes only on Walnut legs
 - c.) PREMIUM White Oak (WK1) - upcharge applies
 - [See White Oak Leg Species/Finish Options](#)
 - 1.) Finish Color - Whitewash finish only on White Oak legs
- ④ Lamp Shade - Maharam - Mode
 - www.maharam.com/products for color selection
- ⑤ Optional Rubber Cushion Nylon Glides - no upcharge

Specifications

- Solid hardwood wood legs with steel plate reinforced mounting.
- 5 ply balanced top construction 1 1/2" thick with profile shaped solid hardwood lumber rims
- Surfaces available in wood veneer or high pressure laminate.
- Standard with rubber cushion metal glides.


Note: Walnut and White Oak Solid hardwoods are PREMIUM materials and upcharges apply. Associated upcharges are located in bullet points under units where applicable.

Description	D	W	H	CTN WT	CU FT	① Model	List Price
Free Placement - Power Block	3	10	3			INA0310-POWER	\$541



- 9' cord
- triplex receptacle - three prong plug fabric power cord
- specify graphite, yellow or indigo fabric cord color
- maple block standard
- walnut or white oak block available, specify and add \$21 list

Power Center - Under Mount	2 ¾	4	2 ⅝			EC30	\$382
----------------------------	-----	---	-----	--	--	------	-------



- 10' cord
- frame mounted simplex receptacle and two USB/10' - three prong plug power cord
- specify black or white - cord color will match unit
- optional graphite fabric cord available, specify and add \$197 list
- overall mounting bracket tabs: 5"w

To Order, Specify:

① Model Number

INDIE

Indie Tiles, Screens and Accessories Order Check List:



Specify:

- 1. Model Number
- 2. Wood Species - STANDARD Maple (M) - no upcharge, PREMIUM Walnut (W) or White Oak (WK1) - upcharge applies (accessory: knob, shelves, planter shelves, sconce, tray, cubby shelf and freestanding screen foot support)
- 3. Wood Finish or Paint Color (accessory: knob, shelves, planter shelves, sconce, tray, cubby shelf and freestanding screen foot support)
- 4. Fabric Selection - vendor, pattern and color (poufy, tackboard tiles, cubby units, accessory tackboard and freestanding screens)
- 5. Metal Color - accessories and freestanding screen foot supports

Example:

INF3060-1SUP | M | BAR | MOMENTUM | VOX | MYSTIC | PEW
 (model #) | (wood species) | (finish) | (fabric vendor) | (pattern name) | (pattern color) | (metal color)

1. Model Number

2. Wood Species - STANDARD Maple (M), PREMIUM Walnut (W) or White Oak (WK1); upcharge applies

3. Wood Finish/Color Options:

Maple Frame/Cubby Shelf

BAR	Barrel	MCH	Mocha
BRK	Brickdust	OBK	Outback
BUF	Buff	PIL	Pilsner
CSK	Cask	PIN	Pinnacle Walnut
CND	Cinder	RAV	Raven
CLY	Clay	RYE	Rye
EGR	Egret	SAB	Sable
FAW	Fawn	SAD	Saddle
FLX	Flax	SIE	Sienna
FLN	Flint	TRF	Truffle
FLO	Florence Walnut	UMB	Umber
LOF	Loft	VAL	Valley
MES	Mesa	WLH	Walnut Heights
MIN	Mineral		

***Walnut Frame (upcharge applies)/Cubby Shelf**

BRK	Brickdust	PIN	Pinnacle Walnut
CSK	Cask	SIE	Sienna
MES	Mesa	TRF	Truffle
MCH	Mocha	UMB	Umber

***White Oak Frame (upcharge applies)/Cubby Shelf**

BAR	Barrel	LOF	Loft
BUF	Buff	MIN	Mineral
CSK	Cask	RAV	Raven
CND	Cinder	RYE	Rye
EGR	Egret	SAB	Sable
FAW	Fawn	SAD	Saddle
FLN	Flint	UMB	Umber

Solid Laminate

ALB	Alabaster	SHD	Shadow
BLK	Black	SLG	Slate Grey
BBL	Bridal Blanco	ZEN	Zen Grey
DWH	Designer White		

Paint Color - Add \$47 list per item - (accessories only)

BKD	Backdrop	NVL	Novel Lilac
BFX	Black Fox	PPL	Patchwork Plum
BRV	Bravado Red	PGR	Pewter Green
BWH	Bright White	QAL	Queen Anne Lilac
BRF	Broccoflower	RPT	Redend Point
BTT	Butternut	ROS	Rose Tan
CCY	Canyon Clay	SAU	Saucy Gold
CHT	Chatroom	SVP	Silverplate
DEN	Denim	SKS	Skyline Steel
GAL	Gale Force	STM	Storm
GRV	Greek Villa	TRC	Tricorn Black
KGR	Kendal Green	UKH	Universal Khaki
NWH	Nonchalant White	WBL	Windy Blue

***Note:** Walnut and White Oak Solid Hardwoods are PREMIUM materials and an upcharge applies. Associated upcharges are located in the bullet points under units where applicable.

4. Fabric Selection - Please supply the following:
 Fabric vendor/Pattern name/Pattern color

[For a complete list of JSI Standard and Graded-In Textiles click here](#)

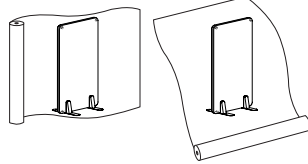
- Indicate direction of fabric - Railroaded or Up the Roll
- Please provide illustration, if available

All COM orders must include the following:

- Vendor's name, pattern name and color
- Sample of the fabric attached to order
- Model numbers of items for fabric application
- Special application instructions
- Customer and purchase order number

Ship prepaid COM material to:
 JSI
 Attn: COM Department
 201 East Martin Street
 Receiving B, Dock 71
 Orleans, IN 47452

Application of fabric:
 Railroaded *Up the Roll



STC (Sound Transmission Class) - represents a material or product's ability to block sound from traveling through a wall, ceiling, floor or other building assembly.



All COM orders will ship at standard lead time from receipt of COM except for orders requiring special custom matched finishes.

*Upholstery can only be cut Up the Roll for 60" h freestanding screen


5. Metal Color:

ABZ	Aged Bronze**	SBZ	Soft Bronze**
GLD	Gold **	SNK	Soft Nickel
MBK	Matte Black	STS	Stardust Silver
PEW	Pewter		

** Select metal finishes - Add \$158 list per item

JSI's extended powdercoat program of bright colors is available, upon request, on Indie. Contact Customer Service for a specific quote based on qty of units.

NRC (Noise Reduction Coefficient) - measure the amount of energy absorbed when it strikes a particular surface.



6. Power Center

EC30 - Under Mount


- Cubby shelf mounted simplex receptacle and two USB/10' - three prong power cord/field installed.
- Specify Black (B) or White (W) add \$382 list each. Can be left or right mounted under the cubby shelf. Cord color will match unit unless optional Graphite cord is specified. Add \$197 list for optional Graphite cord.




Note: In any application, determining the overall acoustic value of a space can only be determined by testing space with all surface elements present. STC test was performed on a single 60" h x 48" w freestanding screen and NRC test was performed on a double 60" h x 78" w freestanding screen.


Note: Indie offers three different sets of hung accessories, to accommodate different thickness and profiles of screens. Please reference notes on accessory product pages to ensure correct models are specified per application.


Poufy - Upholstered Wall Mount Tile

Description	D	W	H	CTN WT	CU FT	① Model	List Price Per Grade
Rectangular - Poufy Upholstered Wall Mount Tile 	1 3/8	36	48	28	3	INW3648RTUP	COM \$698
	<ul style="list-style-type: none"> vertical wall mount tile supported by aluminum Z clips wall fastener hardware provided by installer heavy cushioned surface not recommended for tacking com ydg: 1 1/2 						A \$711
	accommodates accessories with "IN_____WR-_____"; Example INA0307WR-KNOB						B \$735
							C \$778
							D \$833
							E \$879
							F \$961
							G \$1,049
							H \$1,124
							I \$1,258
						J \$1,416	

Rectangular - Poufy Upholstered Wall Mount Tile 	1 3/8	30	48	23	2	INW3048RTUP	COM \$695
	<ul style="list-style-type: none"> vertical wall mount tile supported by aluminum Z clips wall fastener hardware provided by installer heavy cushioned surface not recommended for tacking com ydg: 1 1/2 						A \$708
	accommodates accessories with "IN_____WR-_____"; Example INA0307WR-KNOB						B \$732
							C \$775
							D \$830
							E \$876
							F \$958
							G \$1,046
							H \$1,121
							I \$1,255
						J \$1,413	

Poufy - Upholstered Wall Mount Tile

Description	D	W	H	CTN WT	CU FT	① Model	List Price Per Grade	
Rectangular Poufy Upholstered Wall Mount Tile 	1 3/8	24	48	19	2	INW2448RTUP	COM \$578	
	<ul style="list-style-type: none"> vertical wall mount tile supported by aluminum Z clips wall fastener hardware provided by installer heavy cushioned surface not recommended for tacking com ydg: 1 1/2 							A \$591
	accommodates accessories with "IN_____WR-_____"; Example INA0307WR-KNOB							B \$615
								C \$658
								D \$713
								E \$759
								F \$841
								G \$929
								H \$1,004
								I \$1,138
								J \$1,296

Rectangular Poufy Upholstered Wall Mount Tile 	1 3/8	18	48	15	2	INW1848RTUP	COM \$512	
	<ul style="list-style-type: none"> vertical wall mount tile supported by aluminum Z clips wall fastener hardware provided by installer heavy cushioned surface not recommended for tacking com ydg: 1 1/2 							A \$525
	accommodates accessories with "IN_____WR-_____"; Example INA0307WR-KNOB							B \$549
								C \$592
								D \$647
								E \$693
								F \$775
								G \$863
								H \$938
								I \$1,072
								J \$1,230

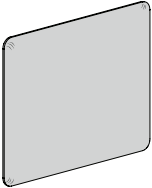
To Order, Specify:


- ① Model Number
- ② Fabric Selection - vendor, pattern and color
 Visit www.jsifurniture.com/finishes-and-materials/textiles for our textiles program.
 See selection of standard and graded in manufacturers and patterns.

Specifications


- 12mm birch plywood panel frame
- 1/2" polyurethane foam surface cushioning
- extruded aluminum mounting Z clips


Poufy - Upholstered Wall Mount Tile

Description	D	W	H	CTN WT	CU FT	① Model	List Price Per Grade
Rectangular - Poufy Upholstered Wall Mount Tile  <ul style="list-style-type: none"> horizontal wall mount tile supported by aluminum Z clips wall fastener hardware provided by installer heavy cushioned surface not recommended for tacking com ydg: 1 ¼ <p>accommodates accessories with "IN_____WR-_____"; Example INA0307WR-KNOB</p>	1 ¾	48	36	28	3	INW4836RTUP	COM \$683
	A	\$694					
	B	\$714					
	C	\$750					
	D	\$795					
	E	\$834					
	F	\$902					
	G	\$975					
	H	\$1,038					
	I	\$1,149					
	J	\$1,282					

Rectangular - Poufy Upholstered Wall Mount Tile  <ul style="list-style-type: none"> vertical wall mount tile supported by aluminum Z clips wall fastener hardware provided by installer heavy cushioned surface not recommended for tacking com ydg: 1 ¼ <p>accommodates accessories with "IN_____WR-_____"; Example INA0307WR-KNOB</p>	1 ¾	30	36	18	2	INW3036RTUP	COM \$657
	A	\$668					
	B	\$688					
	C	\$724					
	D	\$769					
	E	\$808					
	F	\$876					
	G	\$949					
	H	\$1,012					
	I	\$1,123					
	J	\$1,256					

Poufy - Upholstered Wall Mount Tile

Description	D	W	H	CTN WT	CU FT	① Model	List Price Per Grade
Rectangular - Poufy Upholstered Wall Mount Tile  <ul style="list-style-type: none"> vertical wall mount tile supported by aluminum Z clips wall fastener hardware provided by installer heavy cushioned surface not recommended for tacking com ydg: 1 ¼ <p>accommodates accessories with "IN_____WR-_____"; Example INA0307WR-KNOB</p>	1 ¾	24	36	15	2	INW2436RTUP	COM \$545 A \$556 B \$576 C \$612 D \$657 E \$696 F \$764 G \$837 H \$900 I \$1,011 J \$1,144

Rectangular - Poufy Upholstered Wall Mount Tile  <ul style="list-style-type: none"> vertical wall mount tile supported by aluminum Z clips wall fastener hardware provided by installer heavy cushioned surface not recommended for tacking com ydg: 1 ¼ <p>accommodates accessories with "IN_____WR-_____"; Example INA0307WR-KNOB</p>	1 ¾	18	36	11	1	INW1836RTUP	COM \$451 A \$462 B \$482 C \$518 D \$563 E \$602 F \$670 G \$743 H \$806 I \$917 J \$1,050
---------------------------------------------------------------------------------------------------------------------------------------------------------------------------------------------------------------------------------------------------------------------------------------------------------------------------------------------------------------------------------------------------------------------------------------------------------------------------------------	-----	----	----	----	---	--------------------	----------------------------------------------------------------------------------------------------------------------------------

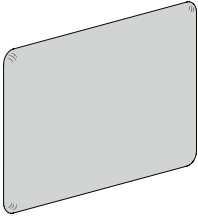
To Order, Specify:


- ① Model Number
- ② Fabric Selection - vendor, pattern and color
 Visit www.jsifurniture.com/finishes-and-materials/textiles for our textiles program.
 See selection of standard and graded in manufacturers and patterns.

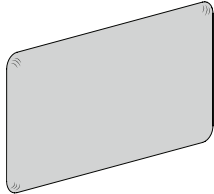
Specifications

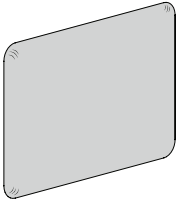
- 12mm birch plywood panel frame
- ½" polyurethane foam surface cushioning
- extruded aluminum mounting Z clips

Poufy - Upholstered Wall Mount Tile

Description	D	W	H	CTN WT	CU FT	① Model	List Price Per Grade
Rectangular - Poufy Upholstered Wall Mount Tile  <ul style="list-style-type: none"> horizontal wall mount tile supported by aluminum Z clips wall fastener hardware provided by installer heavy cushioned surface not recommended for tacking com ydg: 1 accommodates accessories with "IN_____WR-_____"; Example INA0307WR-KNOB	1 3/8	48	30	23	2	INW4830RTUP	COM \$675
	A \$684						
	B \$700						
	C \$728						
	D \$765						
	E \$796						
	F \$851						
	G \$909						
	H \$959						
	I \$1,048						
	J \$1,154						

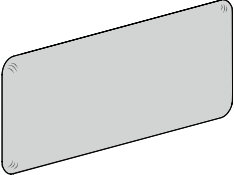
Rectangular - Poufy Upholstered Wall Mount Tile  <ul style="list-style-type: none"> horizontal wall mount tile supported by aluminum Z clips wall fastener hardware provided by installer heavy cushioned surface not recommended for tacking com ydg: 1 accommodates accessories with "IN_____WR-_____"; Example INA0307WR-KNOB	1 3/8	36	30	18	2	INW3630RTUP	COM \$638
	A \$647						
	B \$663						
	C \$691						
	D \$728						
	E \$759						
	F \$814						
	G \$872						
	H \$922						
	I \$1,011						
	J \$1,117						

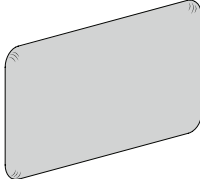
Rectangular - Poufy Upholstered Wall Mount Tile  <ul style="list-style-type: none"> horizontal wall mount tile supported by aluminum Z clips wall fastener hardware provided by installer heavy cushioned surface not recommended for tacking com ydg: 1 accommodates accessories with "IN_____WR-_____"; Example INA0307WR-KNOB	1 3/8	48	24	19	2	INW4824RTUP	COM \$578
	A \$587						
	B \$603						
	C \$631						
	D \$668						
	E \$699						
	F \$754						
	G \$812						
	H \$862						
	I \$951						
	J \$1,057						

Rectangular - Poufy Upholstered Wall Mount Tile  <ul style="list-style-type: none"> horizontal wall mount tile supported by aluminum Z clips wall fastener hardware provided by installer heavy cushioned surface not recommended for tacking com ydg: 1 accommodates accessories with "IN_____WR-_____"; Example INA0307WR-KNOB	1 3/8	36	24	15	2	INW3624RTUP	COM \$529
	A \$538						
	B \$554						
	C \$582						
	D \$619						
	E \$650						
	F \$705						
	G \$763						
	H \$813						
	I \$902						
	J \$1,008						

INDIE

Poufy - Upholstered Wall Mount Tile

Description	D	W	H	CTN WT	CU FT	① Model	List Price Per Grade
Rectangular - Poufy Upholstered Wall Mount Tile  <ul style="list-style-type: none"> horizontal wall mount tile supported by aluminum Z clips wall fastener hardware provided by installer heavy cushioned surface not recommended for tacking com ydg: ¾ <p>accommodates accessories with "IN_____WR-_____"; Example INA0307WR-KNOB</p>	1 ¾	48	18	15	2	INW4818RTUP	COM \$494
	A	\$501					
	B	\$513					
	C	\$534					
	D	\$562					
	E	\$585					
	F	\$626					
	G	\$670					
	H	\$707					
	I	\$774					
	J	\$853					

Rectangular - Poufy Upholstered Wall Mount Tile  <ul style="list-style-type: none"> horizontal wall mount tile supported by aluminum Z clips wall fastener hardware provided by installer heavy cushioned surface not recommended for tacking com ydg: ¾ <p>accommodates accessories with "IN_____WR-_____"; Example INA0307WR-KNOB</p>	1 ¾	36	18	11	1	INW3618RTUP	COM \$453
	A	\$460					
	B	\$472					
	C	\$493					
	D	\$521					
	E	\$544					
	F	\$585					
	G	\$629					
	H	\$666					
	I	\$733					
	J	\$812					

To Order, Specify:

① Model Number

② Fabric Selection - vendor, pattern and color


Visit www.jsifurniture.com/finishes-and-materials/textiles for our textiles program.


See selection of standard and graded in manufacturers and patterns.

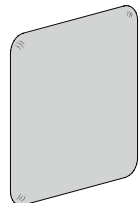
Specifications


- 12mm birch plywood panel frame
- ½" polyurethane foam surface cushioning
- extruded aluminum mounting Z clips

Poufy - Upholstered Wall Mount Tile

Description	D	W	H	CTN WT	CU FT	① Model	List Price Per Grade
Square - Poufy Upholstered Wall Mount Tile  <ul style="list-style-type: none"> supported by aluminum Z clips wall fastener hardware provided by installer heavy cushioned surface not recommended for tacking com ydg: 1 1/2 <p>accommodates accessories with "IN_____WR-_____"; Example INA0307WR-KNOB</p>	1 3/8	48	48	38	3	INW4848SQUP	COM \$721
	A \$734						
	B \$758						
	C \$801						
	D \$856						
	E \$902						
	F \$984						
	G \$1,072						
	H \$1,147						
	I \$1,281						
	J \$1,439						


Square - Poufy Upholstered Wall Mount Tile  <ul style="list-style-type: none"> supported by aluminum Z clips wall fastener hardware provided by installer heavy cushioned surface not recommended for tacking com ydg: 1 1/4 <p>accommodates accessories with "IN_____WR-_____"; Example INA0307WR-KNOB</p>	1 3/8	36	36	21	2	INW3636SQUP	COM \$674
	A \$685						
	B \$705						
	C \$741						
	D \$786						
	E \$825						
	F \$893						
	G \$966						
	H \$1,029						
	I \$1,140						
	J \$1,273						


Square - Poufy Upholstered Wall Mount Tile  <ul style="list-style-type: none"> supported by aluminum Z clips wall fastener hardware provided by installer heavy cushioned surface not recommended for tacking com ydg: 1 <p>accommodates accessories with "IN_____WR-_____"; Example INA0307WR-KNOB</p>	1 3/8	24	24	10	1	INW2424SQUP	COM \$458
	A \$467						
	B \$483						
	C \$511						
	D \$548						
	E \$579						
	F \$634						
	G \$692						
	H \$742						
	I \$831						
	J \$937						

Square - Poufy Upholstered Wall Mount Tile  <ul style="list-style-type: none"> supported by aluminum Z clips wall fastener hardware provided by installer heavy cushioned surface not recommended for tacking com ydg: 3/4 <p>accommodates accessories with "IN_____WR-_____"; Example INA0307WR-KNOB</p>	1 3/8	18	18	7	1	INW1818SQUP	COM \$414
	A \$421						
	B \$433						
	C \$454						
	D \$482						
	E \$505						
	F \$546						
	G \$590						
	H \$627						
	I \$694						
	J \$773						

INDIE

Poufy - Upholstered Wall Mount Tile

Description	D	W	H	CTN WT	CU FT	① Model	List Price Per Grade
Round - Poufy Upholstered Wall Mount Tile 	1 3/8	24	24	10	1	INW24RDUP	COM \$458 A \$467 B \$483 C \$511 D \$548 E \$579 F \$634 G \$692 H \$742 I \$831 J \$937
<ul style="list-style-type: none"> · supported by aluminum Z clips · wall fastener hardware provided by installer · heavy cushioned surface not recommended for tacking · com ydg: 1 <p>accommodates accessories with "IN_____WR_____"; Example INA0307WR-KNOB</p>							

Round - Poufy Upholstered Wall Mount Tile 	1 3/8	18	18	7	1	INW18RDUP	COM \$414 A \$421 B \$433 C \$454 D \$482 E \$505 F \$546 G \$590 H \$627 I \$694 J \$773
<ul style="list-style-type: none"> · supported by aluminum Z clips · wall fastener hardware provided by installer · heavy cushioned surface not recommended for tacking · com ydg: 3/4 <p>accommodates accessories with "IN_____WR_____"; Example INA0307WR-KNOB</p>							

To Order, Specify:

- ① Model Number
- ② Fabric Selection - vendor, pattern and color
 Visit www.jsifurniture.com/finishes-and-materials/textiles for our textiles program.
 See selection of standard and graded in manufacturers and patterns.

Specifications


- 12mm birch plywood panel frame
- 1/2" polyurethane foam surface cushioning
- extruded aluminum mounting Z clips

Tackboard - Upholstered Wall Mount Tile

Description	D	W	H	CTN WT	CU FT	① Model	List Price Per Grade
Rectangular - Tackboard Upholstered Wall Mount Tile	1	36	48	28	3	INW3648RTUT	COM \$724
<ul style="list-style-type: none"> · vertical wall mount tile · supported by aluminum Z clips · wall fastener hardware provided by installer · com ydg: 1 ½ <p>accommodates accessories with "IN_____WS-_____"; Example INA0307WS-KNOB</p>							A \$737 B \$761 C \$804 D \$859 E \$905 F \$987 G \$1,075 H \$1,150 I \$1,284 J \$1,442




Rectangular - Tackboard Upholstered Wall Mount Tile	1	30	48	23	2	INW3048RTUT	COM \$711
<ul style="list-style-type: none"> · vertical wall mount tile · supported by aluminum Z clips · wall fastener hardware provided by installer · com ydg: 1 ½ <p>accommodates accessories with "IN_____WS-_____"; Example INA0307WS-KNOB</p>							A \$724 B \$748 C \$791 D \$846 E \$892 F \$974 G \$1,062 H \$1,137 I \$1,271 J \$1,429




Tackboard - Upholstered Wall Mount Tile

Description	D	W	H	CTN WT	CU FT	① Model	List Price Per Grade
Rectangular - Tackboard Upholstered Wall Mount Tile	1	24	48	19	2	INW2448RTUT	COM \$617
<ul style="list-style-type: none"> vertical wall mount tile supported by aluminum Z clips wall fastener hardware provided by installer com ydg: 1 ½ <p>accommodates accessories with "IN_____WS-_____"; Example INA0307WS-KNOB</p>							A \$630 B \$654 C \$697 D \$752 E \$798 F \$880 G \$968 H \$1,043 I \$1,177 J \$1,335



Rectangular - Tackboard Upholstered Wall Mount Tile	1	18	48	15	2	INW1848RTUT	COM \$544
<ul style="list-style-type: none"> vertical wall mount tile supported by aluminum Z clips wall fastener hardware provided by installer com ydg: 1 ½ <p>accommodates accessories with "IN_____WS-_____"; Example INA0307WS-KNOB</p>							A \$557 B \$581 C \$624 D \$679 E \$725 F \$807 G \$895 H \$970 I \$1,104 J \$1,262



To Order, Specify:

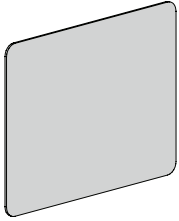
- ① Model Number
- ② Fabric Selection - vendor, pattern and color
Visit www.jsifurniture.com/finishes-and-materials/textiles for our textiles program.
See selection of standard and graded in manufacturers and patterns.

Specifications


- ½" soft tack core face
- ¼" hard board backer panel
- covered with surface glued and stapled upholstery
- extruded aluminum mounting Z clips

Tackboard - Upholstered Wall Mount Tile


Description	D	W	H	CTN WT	CU FT	① Model	List Price Per Grade
Rectangular - Tackboard Upholstered Wall Mount Tile	1	48	36	28	3	INW4836RTUT	COM \$707
<ul style="list-style-type: none"> horizontal wall mount tile supported by aluminum Z clips wall fastener hardware provided by installer com ydg: 1 ¼ <p>accommodates accessories with "IN_____WS-_____"; Example INA0307WS-KNOB</p>							A \$718 B \$738 C \$774 D \$819 E \$858 F \$926 G \$999 H \$1,062 I \$1,173 J \$1,306




Rectangular - Tackboard Upholstered Wall Mount Tile	1	30	36	18	2	INW3036RTUT	COM \$672
<ul style="list-style-type: none"> vertical wall mount tile supported by aluminum Z clips wall fastener hardware provided by installer com ydg: 1 ¼ <p>accommodates accessories with "IN_____WS-_____"; Example INA0307WS-KNOB</p>							A \$683 B \$703 C \$739 D \$784 E \$823 F \$891 G \$964 H \$1,027 I \$1,138 J \$1,271



Tackboard - Upholstered Wall Mount Tile

Description	D	W	H	CTN WT	CU FT	① Model	List Price Per Grade
Rectangular - Tackboard Upholstered Wall Mount Tile	1	24	36	15	2	INW2436RTUT	COM \$551
 <ul style="list-style-type: none"> vertical wall mount tile supported by aluminum Z clips wall fastener hardware provided by installer com ydg: 1 ¼ <p>accommodates accessories with "IN_____WS-_____"; Example INA0307WS-KNOB</p>							A \$562
							B \$582
							C \$618
							D \$663
							E \$702
							F \$770
							G \$843
							H \$906
							I \$1,017
							J \$1,150

Rectangular - Tackboard Upholstered Wall Mount Tile	1	18	36	11	1	INW1836RTUT	COM \$460
 <ul style="list-style-type: none"> vertical wall mount tile supported by aluminum Z clips wall fastener hardware provided by installer com ydg: 1 ¼ <p>accommodates accessories with "IN_____WS-_____"; Example INA0307WS-KNOB</p>							A \$471
							B \$491
							C \$527
							D \$572
							E \$611
							F \$679
							G \$752
							H \$815
							I \$926
							J \$1,059

To Order, Specify:

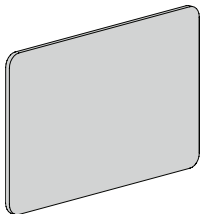
- ① Model Number
 - ② Fabric Selection - vendor, pattern and color
- Visit www.jsifurniture.com/finishes-and-materials/textiles for our textiles program.
See selection of standard and graded in manufacturers and patterns.

Specifications

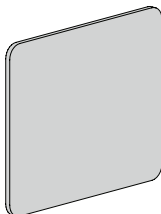
- ½" soft tack core face
- ¼" hard board backer panel
- covered with surface glued and stapled upholstery
- extruded aluminum mounting Z clips

Tackboard - Upholstered Wall Mount Tile

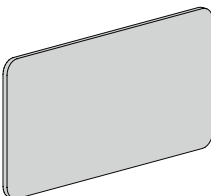
Description	D	W	H	CTN WT	CU FT	① Model	List Price Per Grade
Rectangular - Tackboard Upholstered Wall Mount Tile	1	48	30	23	2	INW4830RTUT	COM \$689
<ul style="list-style-type: none"> horizontal wall mount tile supported by aluminum Z clips wall fastener hardware provided by installer com ydg: 1 <p>accommodates accessories with "IN_____WS-_____"; Example INA0307WS-KNOB</p>							A \$698 B \$714 C \$742 D \$779 E \$810 F \$865 G \$923 H \$973 I \$1,062 J \$1,168



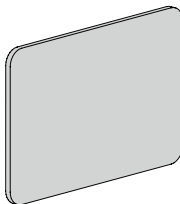
Rectangular - Tackboard Upholstered Wall Mount Tile	1	36	30	18	2	INW3630RTUT	COM \$658
<ul style="list-style-type: none"> horizontal wall mount tile supported by aluminum Z clips wall fastener hardware provided by installer com ydg: 1 <p>accommodates accessories with "IN_____WS-_____"; Example INA0307WS-KNOB</p>							A \$667 B \$683 C \$711 D \$748 E \$779 F \$834 G \$892 H \$942 I \$1,031 J \$1,137



Rectangular - Tackboard Upholstered Wall Mount Tile	1	48	24	19	2	INW4824RTUT	COM \$617
<ul style="list-style-type: none"> horizontal wall mount tile supported by aluminum Z clips wall fastener hardware provided by installer com ydg: 1 <p>accommodates accessories with "IN_____WS-_____"; Example INA0307WS-KNOB</p>							A \$626 B \$642 C \$670 D \$707 E \$738 F \$793 G \$851 H \$901 I \$990 J \$1,096

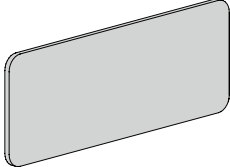


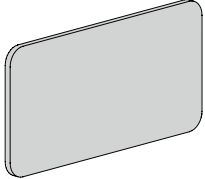
Rectangular - Tackboard Upholstered Wall Mount Tile	1	36	24	15	2	INW3624RTUT	COM \$533
<ul style="list-style-type: none"> horizontal wall mount tile supported by aluminum Z clips wall fastener hardware provided by installer com ydg: 1 <p>accommodates accessories with "IN_____WS-_____"; Example INA0307WS-KNOB</p>							A \$542 B \$558 C \$586 D \$623 E \$654 F \$709 G \$767 H \$817 I \$906 J \$1,012



INDIE

Tackboard - Upholstered Wall Mount Tile

Description	D	W	H	CTN WT	CU FT	① Model	List Price Per Grade	
Rectangular - Tackboard Upholstered Wall Mount Tile 	1	48	18	15	2	INW4818RTUT	COM \$528	
	<ul style="list-style-type: none"> horizontal wall mount tile supported by aluminum Z clips wall fastener hardware provided by installer com ydg: ¾ 							A \$535
	accommodates accessories with "IN_____WS-_____"; Example INA0307WS-KNOB							B \$547
								C \$568
								D \$596
								E \$619
								F \$660
								G \$704
								H \$741
								I \$808
								J \$887

Rectangular - Tackboard Upholstered Wall Mount Tile 	1	36	18	11	1	INW3618RTUT	COM \$483	
	<ul style="list-style-type: none"> horizontal wall mount tile supported by aluminum Z clips wall fastener hardware provided by installer com ydg: ¾ 							A \$490
	accommodates accessories with "IN_____WS-_____"; Example INA0307WS-KNOB							B \$502
								C \$523
								D \$551
								E \$574
								F \$615
								G \$659
								H \$696
								I \$763
								J \$842


To Order, Specify:


- ① Model Number
- ② Fabric Selection - vendor, pattern and color
 Visit www.jsifurniture.com/finishes-and-materials/textiles for our textiles program.
 See selection of standard and graded in manufacturers and patterns.


Specifications


- ½" soft tack core face
- ¼" hard board backer panel
- covered with surface glued and stapled upholstery
- extruded aluminum mounting Z clips

Tackboard - Upholstered Wall Mount Tile

Description	D	W	H	CTN WT	CU FT	① Model	List Price Per Grade
Square - Tackboard Upholstered Wall Mount Tile  <ul style="list-style-type: none"> · supported by aluminum Z clips · wall fastener hardware provided by installer · com ydg: 1 ½ accommodates accessories with "IN_____WS-_____"; Example INA0307WS-KNOB	1	48	48	38	3	INW4848SQT	COM \$774
	A \$787						
	B \$811						
	C \$854						
	D \$909						
	E \$955						
	F \$1,037						
	G \$1,125						
	H \$1,200						
	I \$1,334						
	J \$1,492						

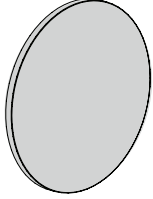
Square - Tackboard Upholstered Wall Mount Tile  <ul style="list-style-type: none"> · supported by aluminum Z clips · wall fastener hardware provided by installer · com ydg: 1 ¼ accommodates accessories with "IN_____WS-_____"; Example INA0307WS-KNOB	1	36	36	21	2	INW3636SQT	COM \$721
	A \$732						
	B \$752						
	C \$788						
	D \$833						
	E \$872						
	F \$940						
	G \$1,013						
	H \$1,076						
	I \$1,187						
	J \$1,320						

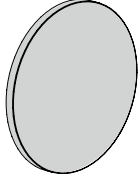
Square - Tackboard Upholstered Wall Mount Tile  <ul style="list-style-type: none"> · supported by aluminum Z clips · wall fastener hardware provided by installer · com ydg: 1 accommodates accessories with "IN_____WS-_____"; Example INA0307WS-KNOB	1	24	24	10	1	INW2424SQT	COM \$489
	A \$498						
	B \$514						
	C \$542						
	D \$579						
	E \$610						
	F \$665						
	G \$723						
	H \$773						
	I \$862						
	J \$968						

Square - Tackboard Upholstered Wall Mount Tile  <ul style="list-style-type: none"> · supported by aluminum Z clips · wall fastener hardware provided by installer · com ydg: ¾ accommodates accessories with "IN_____WS-_____"; Example INA0307WS-KNOB	1	18	18	7	1	INW1818SQT	COM \$437
	A \$444						
	B \$456						
	C \$477						
	D \$505						
	E \$528						
	F \$569						
	G \$613						
	H \$650						
	I \$717						
	J \$796						

INDIE

Tackboard - Upholstered Wall Mount Tile

Description	D	W	H	CTN WT	CU FT	① Model	List Price Per Grade
Round - Tackboard Upholstered Wall Mount Tile	1	24	24	10	1	INW24RDUT	COM \$489
 <ul style="list-style-type: none"> · supported by aluminum Z clips · wall fastener hardware provided by installer · com ydg: 1 <p>accommodates accessories with "IN_____WS-_____"; Example INA0307WS-KNOB</p>							A \$498 B \$514 C \$542 D \$579 E \$610 F \$665 G \$723 H \$773 I \$862 J \$968

Round - Tackboard Upholstered Wall Mount Tile	1	18	18	7	1	INW18RDUT	COM \$437
 <ul style="list-style-type: none"> · supported by aluminum Z clips · wall fastener hardware provided by installer · com ydg: ¾ <p>accommodates accessories with "IN_____WS-_____"; Example INA0307WS-KNOB</p>							A \$444 B \$456 C \$477 D \$505 E \$528 F \$569 G \$613 H \$650 I \$717 J \$796

To Order, Specify:


- ① Model Number
 - ② Fabric Selection - vendor, pattern and color
- Visit www.jsifurniture.com/finishes-and-materials/textiles for our textiles program.
See selection of standard and graded in manufacturers and patterns.

Specifications

- ½" soft tack core face
- ¼" hard board backer panel
- covered with surface glued and stapled upholstery
- extruded aluminum mounting Z clips


Glass Magnetic Marker - Wall Mount Tile

Description	D	W	H	CTN WT	CU FT	Model	List Price
Rectangular - Glass Magnetic Wall Mounted Marker Tile	5/8	36	48	39	4	INW3648RTMBG	\$3,478



- vertical wall mount tile
- supported by aluminum Z clips
- wall fastener hardware provided by installer
- 4mm white back painted tempered glass
- hidden aluminum 1/2" thin profile frame
- metal backer sheet for use with magnets

Rectangular - Glass Magnetic Wall Mounted Marker Tile	5/8	30	48	32	4	INW3048RTMBG	\$2,776
-------------------------------------------------------	-----	----	----	----	---	--------------	---------



- vertical wall mount tile
- supported by aluminum Z clips
- wall fastener hardware provided by installer
- 4mm white back painted tempered glass
- hidden aluminum 1/2" thin profile frame
- metal backer sheet for use with magnets

Rectangular - Glass Magnetic Wall Mounted Marker Tile	5/8	24	48	26	3	INW2448RTMBG	\$2,493
-------------------------------------------------------	-----	----	----	----	---	--------------	---------



- vertical wall mount tile
- supported by aluminum Z clips
- wall fastener hardware provided by installer
- 4mm white back painted tempered glass
- hidden aluminum 1/2" thin profile frame
- metal backer sheet for use with magnets

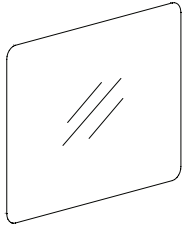
Rectangular - Glass Magnetic Wall Mounted Marker Tile	5/8	18	48	20	2	INW1848RTMBG	\$1,779
-------------------------------------------------------	-----	----	----	----	---	--------------	---------



- vertical wall mount tile
- supported by aluminum Z clips
- wall fastener hardware provided by installer
- 4mm white back painted tempered glass
- hidden aluminum 1/2" thin profile frame
- metal backer sheet for use with magnets


INDIE

Description	D	W	H	CTN WT	CU FT	① Model	List Price
Rectangular - Glass Magnetic Wall Mounted Marker Tile	5/8	48	36	39	4	INW4836RTMBG	\$3,537



- horizontal wall mount tile
- supported by aluminum Z clips
- wall fastener hardware provided by installer
- 4mm white back painted tempered glass
- hidden aluminum 1/2" thin profile frame
- metal backer sheet for use with magnets

Rectangular - Glass Magnetic Wall Mounted Marker Tile	5/8	30	36	25	3	INW3036RTMBG	\$2,144
-------------------------------------------------------	-----	----	----	----	---	--------------	---------



- vertical wall mount tile
- supported by aluminum Z clips
- wall fastener hardware provided by installer
- 4mm white back painted tempered glass
- hidden aluminum 1/2" thin profile frame
- metal backer sheet for use with magnets

Rectangular - Glass Magnetic Wall Mounted Marker Tile	5/8	24	36	20	2	INW2436RTMBG	\$2,029
-------------------------------------------------------	-----	----	----	----	---	--------------	---------



- vertical wall mount tile
- supported by aluminum Z clips
- wall fastener hardware provided by installer
- 4mm white back painted tempered glass
- hidden aluminum 1/2" thin profile frame
- metal backer sheet for use with magnets

Rectangular - Glass Magnetic Wall Mounted Marker Tile	5/8	18	36	15	2	INW1836RTMBG	\$1,479
-------------------------------------------------------	-----	----	----	----	---	--------------	---------



- vertical wall mount tile
- supported by aluminum Z clips
- wall fastener hardware provided by installer
- 4mm white back painted tempered glass
- hidden aluminum 1/2" thin profile frame
- metal backer sheet for use with magnets

To Order, Specify:

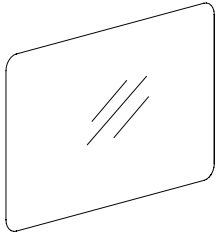
- ① Model Number

Specifications

- 4mm white back painted tempered glass marker surface
- 20 gauge metal backer sheet for magnet application
- 1/2" thin profile hidden extruded aluminum frame
- extruded aluminum mounting Z clips

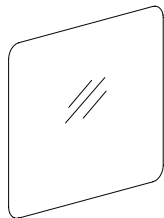
Glass Magnetic Marker - Wall Mount Tile

Description	D	W	H	CTN WT	CU FT	Model	List Price
Rectangular - Glass Magnetic Wall Mounted Marker Tile	5/8	48	30	32	4	INW4830RTMBG	\$2,862



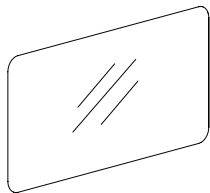
- horizontal wall mount tile
- supported by aluminum Z clips
- wall fastener hardware provided by installer
- 4mm white back painted tempered glass
- hidden aluminum 1/2" thin profile frame
- metal backer sheet for use with magnets

Rectangular - Glass Magnetic Wall Mounted Marker Tile	5/8	36	30	25	3	INW3630RTMBG	\$2,173
-------------------------------------------------------	-----	----	----	----	---	--------------	---------



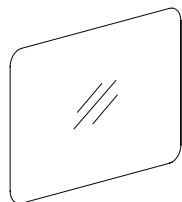
- horizontal wall mount tile
- supported by aluminum Z clips
- wall fastener hardware provided by installer
- 4mm white back painted tempered glass
- hidden aluminum 1/2" thin profile frame
- metal backer sheet for use with magnets

Rectangular - Glass Magnetic Wall Mounted Marker Tile	5/8	48	24	26	3	INW4824RTMBG	\$2,610
-------------------------------------------------------	-----	----	----	----	---	--------------	---------



- horizontal wall mount tile
- supported by aluminum Z clips
- wall fastener hardware provided by installer
- 4mm white back painted tempered glass
- hidden aluminum 1/2" thin profile frame
- metal backer sheet for use with magnets

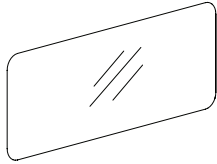
Rectangular - Glass Magnetic Wall Mounted Marker Tile	5/8	36	24	20	2	INW3624RTMBG	\$2,085
-------------------------------------------------------	-----	----	----	----	---	--------------	---------



- horizontal wall mount tile
- supported by aluminum Z clips
- wall fastener hardware provided by installer
- 4mm white back painted tempered glass
- hidden aluminum 1/2" thin profile frame
- metal backer sheet for use with magnets

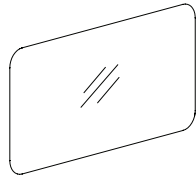
INDIE

Description	D	W	H	CTN WT	CU FT	① Model	List Price
Rectangular - Glass Magnetic Wall Mounted Marker Tile	5/8	48	18	20	2	INW4818RTMBG	\$1,924



- horizontal wall mount tile
- supported by aluminum Z clips
- wall fastener hardware provided by installer
- 4mm white back painted tempered glass
- hidden aluminum 1/2" thin profile frame
- metal backer sheet for use with magnets

Rectangular - Glass Magnetic Wall Mounted Marker Tile	5/8	36	18	15	2	INW3618RTMBG	\$1,565
-------------------------------------------------------	-----	----	----	----	---	--------------	---------



- horizontal wall mount tile
- supported by aluminum Z clips
- wall fastener hardware provided by installer
- 4mm white back painted tempered glass
- hidden aluminum 1/2" thin profile frame
- metal backer sheet for use with magnets

To Order, Specify:


- ① Model Number

Specifications

- 4mm white back painted tempered glass marker surface
- 20 gauge metal backer sheet for magnet application
- 1/2" thin profile hidden extruded aluminum frame
- extruded aluminum mounting Z clips


Glass Magnetic Marker - Wall Mount Tile

Description	D	W	H	CTN WT	CU FT	Model	List Price
Square - Glass Magnetic Wall Mounted Marker Tile	5/8	48	48	50	6	INW4848SQMBG	\$4,124



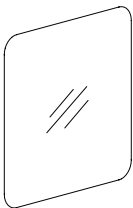
- supported by aluminum Z clips
- wall fastener hardware provided by installer
- 4mm white back painted tempered glass
- hidden aluminum 1/2" thin profile frame
- metal backer sheet for use with magnets

Square - Glass Magnetic Wall Mounted Marker Tile	5/8	36	36	30	3	INW3636SQMBG	\$2,576
--------------------------------------------------	-----	----	----	----	---	--------------	---------



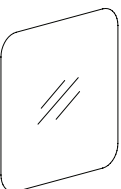
- supported by aluminum Z clips
- wall fastener hardware provided by installer
- 4mm white back painted tempered glass
- hidden aluminum 1/2" thin profile frame
- metal backer sheet for use with magnets

Square - Glass Magnetic Wall Mounted Marker Tile	5/8	24	24	14	2	INW2424SQMBG	\$1,426
--------------------------------------------------	-----	----	----	----	---	--------------	---------



- supported by aluminum Z clips
- wall fastener hardware provided by installer
- 4mm white back painted tempered glass
- hidden aluminum 1/2" thin profile frame
- metal backer sheet for use with magnets

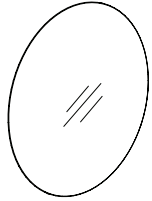
Square - Glass Magnetic Wall Mounted Marker Tile	5/8	18	18	9	1	INW1818SQMBG	\$1,032
--------------------------------------------------	-----	----	----	---	---	--------------	---------



- supported by aluminum Z clips
- wall fastener hardware provided by installer
- 4mm white back painted tempered glass
- hidden aluminum 1/2" thin profile frame
- metal backer sheet for use with magnets

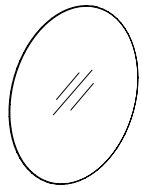
INDIE

Description	D	W	H	CTN WT	CU FT	① Model	List Price
Round - Glass Magnetic Wall Mounted Marker Tile	5/8	24	24	12	2	INW24RDMBG	\$2,376



- supported by aluminum Z clips
- wall fastener hardware provided by installer
- 4mm white back painted tempered glass
- hidden aluminum 1/2" thin profile frame
- metal backer sheet for use with magnets

Round - Glass Magnetic Wall Mounted Marker Tile	5/8	18	18	9	1	INW18RDMBG	\$1,924
-------------------------------------------------	-----	----	----	---	---	------------	---------



- supported by aluminum Z clips
- wall fastener hardware provided by installer
- 4mm white back painted tempered glass
- hidden aluminum 1/2" thin profile frame
- metal backer sheet for use with magnets

To Order, Specify:

① Model Number

Specifications

- 4mm white back painted tempered glass marker surface
- 20 gauge metal backer sheet for magnet application
- 1/2" thin profile hidden extruded aluminum frame
- extruded aluminum mounting Z clips

Laminate - Marker Wall Mount Tile

Description	D	W	H	CTN WT	CU FT	Model	List Price
Rectangular - Laminate Wall Mount Marker Tile	1	36	48	43	3	INW3648RTMBL	\$1,033



- vertical wall mount tile
- supported by aluminum Z clips
- wall fastener hardware provided by installer
- white markerboard high pressure laminate
- white edge band

Rectangular - Laminate Wall Mount Marker Tile	1	30	48	37	2	INW3048RTMBL	\$911
-----------------------------------------------	---	----	----	----	---	--------------	-------



- vertical wall mount tile
- supported by aluminum Z clips
- wall fastener hardware provided by installer
- white markerboard high pressure laminate
- white edge band

Rectangular - Laminate Wall Mount Marker Tile	1	24	48	30	2	INW2448RTMBL	\$787
-----------------------------------------------	---	----	----	----	---	--------------	-------



- vertical wall mount tile
- supported by aluminum Z clips
- wall fastener hardware provided by installer
- white markerboard high pressure laminate
- white edge band

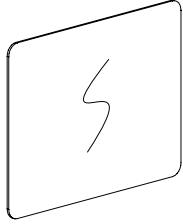
Rectangular - Laminate Wall Mount Marker Tile	1	18	48	22	2	INW1848RTMBL	\$626
-----------------------------------------------	---	----	----	----	---	--------------	-------



- vertical wall mount tile
- supported by aluminum Z clips
- wall fastener hardware provided by installer
- white markerboard high pressure laminate
- white edge band


INDIE

Description	D	W	H	CTN WT	CU FT	① Model	List Price
Rectangular - Laminate Wall Mount Marker Tile	1	48	36	43	3	INW4836RTMBL	\$1,033



- horizontal wall mount tile
- supported by aluminum Z clips
- wall fastener hardware provided by installer
- white markerboard high pressure laminate
- white edge band

Rectangular - Laminate Wall Mount Marker Tile	1	30	36	28	2	INW3036RTMBL	\$759
-----------------------------------------------	---	----	----	----	---	--------------	-------



- horizontal wall mount tile
- supported by aluminum Z clips
- wall fastener hardware provided by installer
- white markerboard high pressure laminate
- white edge band

Rectangular - Laminate Wall Mount Marker Tile	1	24	36	22	2	INW2436RTMBL	\$573
-----------------------------------------------	---	----	----	----	---	--------------	-------



- vertical wall mount tile
- supported by aluminum Z clips
- wall fastener hardware provided by installer
- white markerboard high pressure laminate
- white edge band

Rectangular - Laminate Wall Mount Marker Tile	1	18	36	18	1	INW1836RTMBL	\$538
-----------------------------------------------	---	----	----	----	---	--------------	-------



- vertical wall mount tile
- supported by aluminum Z clips
- wall fastener hardware provided by installer
- white markerboard high pressure laminate
- white edge band

To Order, Specify:

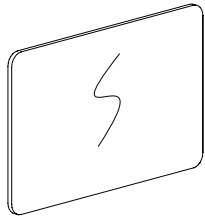
① Model Number

Specifications

- 3/4" thickness, 3 ply balanced construction
- 1mm PVC edge
- white high pressure marker laminate face
- phenolic balancing backer panel
- extruded aluminum mounting Z clips

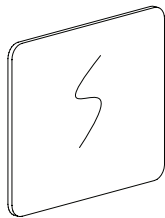
Laminate - Marker Wall Mount Tile

Description	D	W	H	CTN WT	CU FT	Model	List Price
Rectangular - Laminate Wall Mount Marker Tile	1	48	30	37	2	INW4830RTMBL	\$911



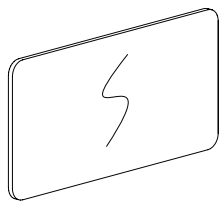
- horizontal wall mount tile
- supported by aluminum Z clips
- wall fastener hardware provided by installer
- white markerboard high pressure laminate
- white edge band

Rectangular - Laminate Wall Mount Marker Tile	1	36	30	28	2	INW3630RTMBL	\$759
-----------------------------------------------	---	----	----	----	---	--------------	-------



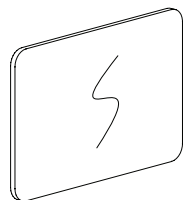
- horizontal wall mount tile
- supported by aluminum Z clips
- wall fastener hardware provided by installer
- white markerboard high pressure laminate
- white edge band

Rectangular - Laminate Wall Mount Marker Tile	1	48	24	30	2	INW4824RTMBL	\$787
-----------------------------------------------	---	----	----	----	---	--------------	-------



- horizontal wall mount tile
- supported by aluminum Z clips
- wall fastener hardware provided by installer
- white markerboard high pressure laminate
- white edge band

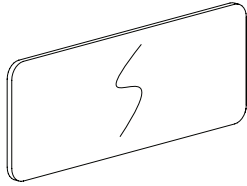
Rectangular - Laminate Wall Mount Marker Tile	1	36	24	22	2	INW3624RTMBL	\$573
-----------------------------------------------	---	----	----	----	---	--------------	-------



- horizontal wall mount tile
- supported by aluminum Z clips
- wall fastener hardware provided by installer
- white markerboard high pressure laminate
- white edge band

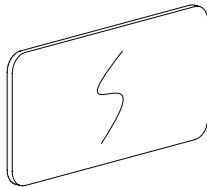
INDIE

Description	D	W	H	CTN WT	CU FT	① Model	List Price
Rectangular - Laminate Wall Mount Marker Tile	1	48	18	22	2	INW4818RTMBL	\$626



- horizontal wall mount tile
- supported by aluminum Z clips
- wall fastener hardware provided by installer
- white markerboard high pressure laminate
- white edge band

Rectangular - Laminate Wall Mount Marker Tile	1	36	18	18	1	INW3618RTMBL	\$538
-----------------------------------------------	---	----	----	----	---	--------------	-------



- horizontal wall mount tile
- supported by aluminum Z clips
- wall fastener hardware provided by installer
- white markerboard high pressure laminate
- white edge band

To Order, Specify:

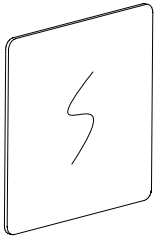
① Model Number

Specifications

- 3/4" thickness, 3 ply balanced construction
- 1mm PVC edge
- white high pressure marker laminate face
- phenolic balancing backer panel
- extruded aluminum mounting Z clips


Laminate - Marker Wall Mount Tile

Description	D	W	H	CTN WT	CU FT	Model	List Price
Square - Laminate Wall Mount Marker Tile	1	48	48	57	3	INW4848SQMBL	\$1,279



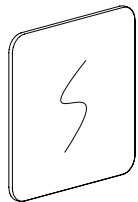
- supported by aluminum Z clips
- wall fastener hardware provided by installer
- white markerboard high pressure laminate
- white edge band

Square - Laminate Wall Mount Marker Tile	1	36	36	33	2	INW3636SQMBL	\$847
---------------------------------------------	---	----	----	----	---	--------------	-------



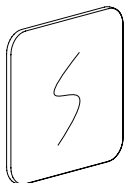
- supported by aluminum Z clips
- wall fastener hardware provided by installer
- white markerboard high pressure laminate
- white edge band

Square - Laminate Wall Mount Marker Tile	1	24	24	16	1	INW2424SQMBL	\$544
---------------------------------------------	---	----	----	----	---	--------------	-------



- supported by aluminum Z clips
- wall fastener hardware provided by installer
- white markerboard high pressure laminate
- white edge band


Square - Laminate Wall Mount Marker Tile	1	18	18	11	1	INW1818SQMBL	\$399
---------------------------------------------	---	----	----	----	---	--------------	-------



- supported by aluminum Z clips
- wall fastener hardware provided by installer
- white markerboard high pressure laminate
- white edge band

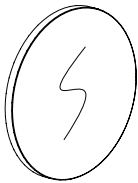
INDIE

Description	D	W	H	CTN WT	CU FT	① Model	List Price
Round - Laminate Wall Mount Marker Tile	1	24	24	16	1	INW24RDMBL	\$538



- supported by aluminum Z clips
- wall fastener hardware provided by installer
- white markerboard high pressure laminate
- white edge band

Round - Laminate Wall Mount Marker Tile	1	18	18	11	1	INW18RDMBL	\$417
--------------------------------------------	---	----	----	----	---	------------	-------



- supported by aluminum Z clips
- wall fastener hardware provided by installer
- white markerboard high pressure laminate
- white edge band


To Order, Specify:

① Model Number

Specifications

- 3/4" thickness, 3 ply balanced construction
- 1mm PVC edge
- white high pressure marker laminate face
- phenolic balancing backer panel
- extruded aluminum mounting Z clips


Description	D	W	H	CTN WT	CU FT	① Model	Essentials Veneer List Price	Artisan Veneer List Price
Rectangular - Veneer Wall Mounted Tile	1	36	48	43	3	INW3648RTV	\$1,131	\$1,268



- vertical wall mount tile
- supported by aluminum Z clips
- wall fastener hardware provided by installer
- veneer grain direction runs vertical on tile face

accommodates accessories with "IN_____WS-_____"; Example INA0307WS-KNOB


Rectangular - Veneer Wall Mounted Tile	1	30	48	37	2	INW3048RTV	\$1,074	\$1,202
----------------------------------------	---	----	----	----	---	------------	---------	---------



- vertical wall mount tile
- supported by aluminum Z clips
- wall fastener hardware provided by installer
- veneer grain direction runs vertical on tile face

accommodates accessories with "IN_____WS-_____"; Example INA0307WS-KNOB

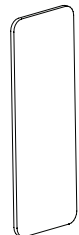
Rectangular - Veneer Wall Mounted Tile	1	24	48	30	2	INW2448RTV	\$1,016	\$1,140
----------------------------------------	---	----	----	----	---	------------	---------	---------



- vertical wall mount tile
- supported by aluminum Z clips
- wall fastener hardware provided by installer
- veneer grain direction runs vertical on tile face

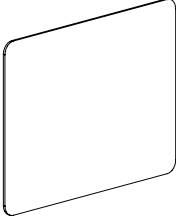



accommodates accessories with "IN_____WS-_____"; Example INA0307WS-KNOB

Rectangular - Veneer Wall Mounted Tile	1	18	48	22	2	INW1848RTV	\$921	\$1,034
----------------------------------------	---	----	----	----	---	------------	-------	---------



- vertical wall mount tile
- supported by aluminum Z clips
- wall fastener hardware provided by installer
- veneer grain direction runs vertical on tile face

accommodates accessories with "IN_____WS-_____"; Example INA0307WS-KNOB

Description	D	W	H	CTN WT	CU FT	① Model	Essentials Veneer List Price	Artisan Veneer List Price
Rectangular - Veneer Wall Mounted Tile  <ul style="list-style-type: none"> horizontal wall mount tile supported by aluminum Z clips wall fastener hardware provided by installer veneer grain direction runs vertical on tile face <p>accommodates accessories with "IN_____WS-_____"; Example INA0307WS-KNOB</p>	1	48	36	43	3	INW4836RTV	\$1,131	\$1,268
Rectangular - Veneer Wall Mounted Tile  <ul style="list-style-type: none"> horizontal wall mount tile supported by aluminum Z clips wall fastener hardware provided by installer veneer grain direction runs vertical on tile face <p>accommodates accessories with "IN_____WS-_____"; Example INA0307WS-KNOB</p>	1	30	36	28	2	INW3036RTV	\$1,004	\$1,125
Rectangular - Veneer Wall Mounted Tile  <ul style="list-style-type: none"> vertical wall mount tile supported by aluminum Z clips wall fastener hardware provided by installer veneer grain direction runs vertical on tile face <p>accommodates accessories with "IN_____WS-_____"; Example INA0307WS-KNOB</p>	1	24	36	22	2	INW2436RTV	\$957	\$1,073
Rectangular - Veneer Wall Mounted Tile  <ul style="list-style-type: none"> vertical wall mount tile supported by aluminum Z clips wall fastener hardware provided by installer veneer grain direction runs vertical on tile face <p>accommodates accessories with "IN_____WS-_____"; Example INA0307WS-KNOB</p>	1	18	36	18	1	INW1836RTV	\$876	\$980

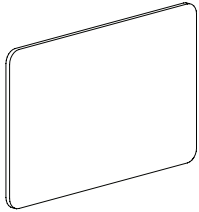
To Order, Specify:

- ① Model Number
- ② Finish

Specifications

- 3/4" thickness, 3 ply balanced construction
- veneer edge band
- balancing backer panel
- extruded aluminum mounting Z clips

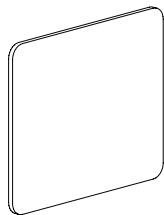
Description	D	W	H	CTN WT	CU FT	① Model	Essentials Veneer List Price	Artisan Veneer List Price
Rectangular - Veneer Wall Mounted Tile	1	48	30	37	2	INW4830RTV	\$1,074	\$1,202



- horizontal wall mount tile
- supported by aluminum Z clips
- wall fastener hardware provided by installer
- veneer grain direction runs vertical on tile face

accommodates accessories with "IN_____WS-_____"; Example INA0307WS-KNOB


Rectangular - Veneer Wall Mounted Tile	1	36	30	28	2	INW3630RTV	\$1,004	\$1,125
----------------------------------------	---	----	----	----	---	------------	---------	---------



- horizontal wall mount tile
- supported by aluminum Z clips
- wall fastener hardware provided by installer
- veneer grain direction runs vertical on tile face

accommodates accessories with "IN_____WS-_____"; Example INA0307WS-KNOB

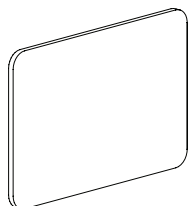
Rectangular - Veneer Wall Mounted Tile	1	48	24	30	2	INW4824RTV	\$1,016	\$1,140
----------------------------------------	---	----	----	----	---	------------	---------	---------



- horizontal wall mount tile
- supported by aluminum Z clips
- wall fastener hardware provided by installer
- veneer grain direction runs vertical on tile face

accommodates accessories with "IN_____WS-_____"; Example INA0307WS-KNOB

Rectangular - Veneer Wall Mounted Tile	1	36	24	22	2	INW3624RTV	\$957	\$1,073
----------------------------------------	---	----	----	----	---	------------	-------	---------

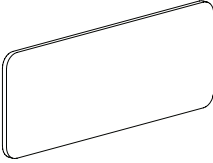


- horizontal wall mount tile
- supported by aluminum Z clips
- wall fastener hardware provided by installer
- veneer grain direction runs vertical on tile face

accommodates accessories with "IN_____WS-_____"; Example INA0307WS-KNOB

INDIE

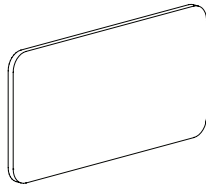
Description	D	W	H	CTN WT	CU FT	① Model	Essentials Veneer List Price	Artisan Veneer List Price
Rectangular - Veneer Wall Mounted Tile	1	48	18	22	2	INW4818RTV	\$921	\$1,034



- horizontal wall mount tile
- supported by aluminum Z clips
- wall fastener hardware provided by installer
- veneer grain direction runs vertical on tile face

accommodates accessories with "IN_____WS-_____"; Example INA0307WS-KNOB

Rectangular - Veneer Wall Mounted Tile	1	36	18	18	1	INW3618RTV	\$876	\$980
----------------------------------------	---	----	----	----	---	------------	-------	-------



- horizontal wall mount tile
- supported by aluminum Z clips
- wall fastener hardware provided by installer
- veneer grain direction runs vertical on tile face

accommodates accessories with "IN_____WS-_____"; Example INA0307WS-KNOB

To Order, Specify:

- ① Model Number
- ② Finish


Specifications

- 3/4" thickness, 3 ply balanced construction
- veneer edge band
- balancing backer panel
- extruded aluminum mounting Z clips

Description	D	W	H	CTN WT	CU FT	① Model	Essentials Veneer List Price	Artisan Veneer List Price
Square - Veneer Wall Mounted Tile	1	48	48	57	3	INW4848SQV	\$1,255	\$1,405

- supported by aluminum Z clips
- wall fastener hardware provided by installer
- veneer grain direction runs vertical on tile face

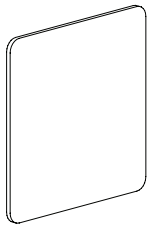
accommodates accessories with "IN_____WS-_____"; Example INA0307WS-KNOB



Square - Veneer Wall Mounted Tile	1	36	36	33	2	INW3636SQV	\$1,045	\$1,170
-----------------------------------	---	----	----	----	---	------------	---------	---------

- supported by aluminum Z clips
- wall fastener hardware provided by installer
- veneer grain direction runs vertical on tile face

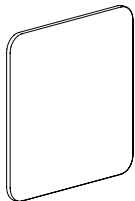
accommodates accessories with "IN_____WS-_____"; Example INA0307WS-KNOB



Square - Veneer Wall Mounted Tile	1	24	24	16	1	INW2424SQV	\$896	\$1,004
-----------------------------------	---	----	----	----	---	------------	-------	---------

- supported by aluminum Z clips
- wall fastener hardware provided by installer
- veneer grain direction runs vertical on tile face

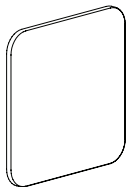
accommodates accessories with "IN_____WS-_____"; Example INA0307WS-KNOB



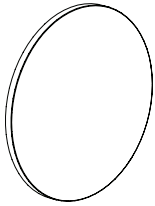
Square - Veneer Wall Mounted Tile	1	18	18	11	1	INW1818SQV	\$813	\$912
-----------------------------------	---	----	----	----	---	------------	-------	-------

- supported by aluminum Z clips
- wall fastener hardware provided by installer
- veneer grain direction runs vertical on tile face

accommodates accessories with "IN_____WS-_____"; Example INA0307WS-KNOB



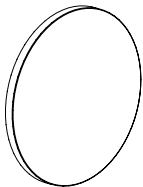
Description	D	W	H	CTN WT	CU FT	① Model	Essentials Veneer List Price	Artisan Veneer List Price
Round - Veneer Wall Mounted Tile	1	24	24	16	1	INW24RDV	\$859	\$963



- supported by aluminum Z clips
- wall fastener hardware provided by installer
- veneer grain direction runs vertical on tile face

accommodates accessories with "IN_____WS-_____"; Example INA0307WS-KNOB

Round - Veneer Wall Mounted Tile	1	18	18	11	1	INW18RDV	\$813	\$912
----------------------------------	---	----	----	----	---	----------	-------	-------



- supported by aluminum Z clips
- wall fastener hardware provided by installer
- veneer grain direction runs vertical on tile face

accommodates accessories with "IN_____WS-_____"; Example INA0307WS-KNOB

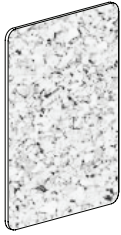
To Order, Specify:

- ① Model Number
- ② Finish

Specifications

- 3/4" thickness, 3 ply balanced construction
- veneer edge band
- balancing backer panel
- extruded aluminum mounting Z clips


Description	D	W	H	CTN WT	CU FT	① Model	List Price
Rectangular - Cork Wall Mounted Tile	1	36	48	21	3	INW3648RTC	\$1,322



- vertical wall mount tile
- supported by aluminum Z clips
- wall fastener hardware provided by installer
- natural cork tackable face

accommodates accessories with "IN_____WS-_____"; Example INA0307WS-KNOB

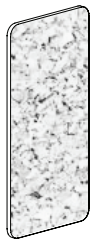
Rectangular - Cork Wall Mounted Tile	1	30	48	17	3	INW3048RTC	\$918
--------------------------------------	---	----	----	----	---	------------	-------



- vertical wall mount tile
- supported by aluminum Z clips
- wall fastener hardware provided by installer
- natural cork tackable face

accommodates accessories with "IN_____WS-_____"; Example INA0307WS-KNOB

Rectangular - Cork Wall Mounted Tile	1	24	48	14	2	INW2448RTC	\$818
--------------------------------------	---	----	----	----	---	------------	-------



- vertical wall mount tile
- supported by aluminum Z clips
- wall fastener hardware provided by installer
- natural cork tackable face

accommodates accessories with "IN_____WS-_____"; Example INA0307WS-KNOB




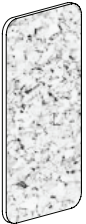
Rectangular - Cork Wall Mounted Tile	1	18	48	11	2	INW1848RTC	\$646
--------------------------------------	---	----	----	----	---	------------	-------



- vertical wall mount tile
- supported by aluminum Z clips
- wall fastener hardware provided by installer
- natural cork tackable face

accommodates accessories with "IN_____WS-_____"; Example INA0307WS-KNOB

INDIE

Description	D	W	H	CTN WT	CU FT	① Model	List Price
Rectangular - Cork Wall Mounted Tile  <ul style="list-style-type: none"> horizontal wall mount tile supported by aluminum Z clips wall fastener hardware provided by installer natural cork tackable face <p>accommodates accessories with "IN_____WS-_____"; Example INA0307WS-KNOB</p>	1	48	36	21	3	INW4836RTC	\$1,322
Rectangular - Cork Wall Mounted Tile  <ul style="list-style-type: none"> vertical wall mount tile supported by aluminum Z clips wall fastener hardware provided by installer natural cork tackable face <p>accommodates accessories with "IN_____WS-_____"; Example INA0307WS-KNOB</p>	1	30	36	13	2	INW3036RTC	\$738
Rectangular - Cork Wall Mounted Tile  <ul style="list-style-type: none"> vertical wall mount tile supported by aluminum Z clips wall fastener hardware provided by installer natural cork tackable face <p>accommodates accessories with "IN_____WS-_____"; Example INA0307WS-KNOB</p>	1	24	36	11	2	INW2436RTC	\$636
Rectangular - Cork Wall Mounted Tile  <ul style="list-style-type: none"> vertical wall mount tile supported by aluminum Z clips wall fastener hardware provided by installer natural cork tackable face <p>accommodates accessories with "IN_____WS-_____"; Example INA0307WS-KNOB</p>	1	18	36	8	1	INW1836RTC	\$532

To Order, Specify:

① Model Number

Specifications

- extruded PVC 1/2" thick panel
- natural cork 1/4" thick tackable face
- extruded aluminum mounting Z clips


Indie

Cork - Wall Mount Tile

GSA Contract SIN #33721




Description	D	W	H	CTN WT	CU FT	① Model	List Price
Rectangular - Cork Wall Mounted Tile	1	48	30	17	2	INW4830RTC	\$918



- horizontal wall mount tile
- supported by aluminum Z clips
- wall fastener hardware provided by installer
- natural cork tackable face

accommodates accessories with "IN_ _ _ _ _WS- _ _ _ _"; Example INA0307WS-KNOB


Rectangular - Cork Wall Mounted Tile	1	36	30	13	2	INW3630RTC	\$738
--------------------------------------	---	----	----	----	---	------------	-------



- horizontal wall mount tile
- supported by aluminum Z clips
- wall fastener hardware provided by installer
- natural cork tackable face

accommodates accessories with "IN_ _ _ _ _WS- _ _ _ _"; Example INA0307WS-KNOB


Rectangular - Cork Wall Mounted Tile	1	48	24	14	2	INW4824RTC	\$818
--------------------------------------	---	----	----	----	---	------------	-------



- horizontal wall mount tile
- supported by aluminum Z clips
- wall fastener hardware provided by installer
- natural cork tackable face

accommodates accessories with "IN_ _ _ _ _WS- _ _ _ _"; Example INA0307WS-KNOB

Rectangular - Cork Wall Mounted Tile	1	36	24	11	2	INW3624RTC	\$636
--------------------------------------	---	----	----	----	---	------------	-------




- horizontal wall mount tile
- supported by aluminum Z clips
- wall fastener hardware provided by installer
- natural cork tackable face

accommodates accessories with "IN_ _ _ _ _WS- _ _ _ _"; Example INA0307WS-KNOB

INDIE


Description	D	W	H	CTN WT	CU FT	① Model	List Price
Rectangular - Cork Wall Mounted Tile	1	48	18	11	2	INW4818RTC	\$646



- horizontal wall mount tile
- supported by aluminum Z clips
- wall fastener hardware provided by installer
- natural cork tackable face

accommodates accessories with "IN____WS-____"; Example INA0307WS-KNOB

Rectangular - Cork Wall Mounted Tile	1	36	18	8	1	INW3618RTC	\$532
--------------------------------------	---	----	----	---	---	------------	-------



- horizontal wall mount tile
- supported by aluminum Z clips
- wall fastener hardware provided by installer
- natural cork tackable face

accommodates accessories with "IN____WS-____"; Example INA0307WS-KNOB

To Order, Specify:

① Model Number

Specifications

- extruded PVC 1/2" thick panel
- natural cork 1/4" thick tackable face
- extruded aluminum mounting Z clips

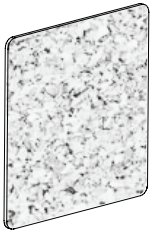
Indie

Cork - Wall Mount Tile

GSA Contract SIN #33721




Description	D	W	H	CTN WT	CU FT	① Model	List Price
Square - Cork Wall Mounted Tile	1	48	48	28	3	INW4848SQC	\$1,339



- supported by aluminum Z clips
- wall fastener hardware provided by installer
- natural cork tackable face

accommodates accessories with "IN_____WS-_____"; Example INA0307WS-KNOB


Square - Cork Wall Mounted Tile	1	36	36	16	2	INW3636SQC	\$850
---------------------------------	---	----	----	----	---	------------	-------



- supported by aluminum Z clips
- wall fastener hardware provided by installer
- natural cork tackable face

accommodates accessories with "IN_____WS-_____"; Example INA0307WS-KNOB

Square - Cork Wall Mounted Tile	1	24	24	7	1	INW2424SQC	\$494
---------------------------------	---	----	----	---	---	------------	-------



- supported by aluminum Z clips
- wall fastener hardware provided by installer
- natural cork tackable face

accommodates accessories with "IN_____WS-_____"; Example INA0307WS-KNOB

Square - Cork Wall Mounted Tile	1	18	18	4	1	INW1818SQC	\$376
---------------------------------	---	----	----	---	---	------------	-------



- supported by aluminum Z clips
- wall fastener hardware provided by installer
- natural cork tackable face

accommodates accessories with "IN_____WS-_____"; Example INA0307WS-KNOB

INDIE

Description	D	W	H	CTN WT	CU FT	① Model	List Price
Round - Cork Wall Mounted Tile	1	24	24	7	1	INW24RDC	\$494



- supported by aluminum Z clips
- wall fastener hardware provided by installer
- natural cork tackable face

accommodates accessories with "IN_____WS-_____"; Example INA0307WS-KNOB

Round - Cork Wall Mounted Tile	1	18	18	7	1	INW18RDC	\$376
--------------------------------	---	----	----	---	---	----------	-------



- supported by aluminum Z clips
- wall fastener hardware provided by installer
- natural cork tackable face

accommodates accessories with "IN_____WS-_____"; Example INA0307WS-KNOB

To Order, Specify:

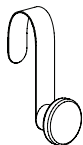
① Model Number

Specifications

- extruded PVC 1/2" thick panel
- natural cork 1/4" thick tackable face
- extruded aluminum mounting Z clips

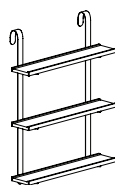
Wall Mount Tile Accessories - Poufy Upholstered Tiles and Conversation Cubby Back Panel

Description	D	W	H	CTN WT	CU FT	① Model	List Price
Knob - Poufy Upholstered Wall Mount Tile Accessory	3 1/8	2 1/2	7	2	1	INA0307WR-KNOB	\$252



- supported by a radius metal hook
- solid maple knob standard
- solid walnut or white oak knob available, specify and add \$23 list
- maximum weight rating 10 lbs. (evenly distributed load)

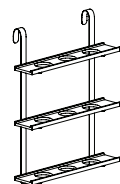
Shelves - Poufy Upholstered Wall Mount Tile Accessories	5 7/8	24	32	9	4	INA2432WR-3SHELF	\$859
	5 7/8	24	20	7	3	INA2420WR-2SHELF	\$674
	5 7/8	24	8	5	2	INA2408WR-1SHELF	\$479



- supported by two radius metal hooks
- shelf depth 4 3/4"
- solid maple shelves standard
- walnut or white oak shelves available, -3SHELF specify and add \$121 list, -2SHELF specify and add \$82 list or -1SHELF specify and add \$44 list
- maximum weight rating 10 lbs. per shelf (evenly distributed load)

-3SHELF shown

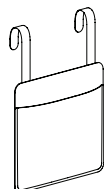
Planter Shelves - Poufy Upholstered Wall Mount Tile Accessories	5 7/8	24	32	9	4	INA2432WR-3PLANTER	\$903
	5 7/8	24	20	7	3	INA2420WR-2PLANTER	\$704
	5 7/8	24	8	5	2	INA2408WR-1PLANTER	\$493



- supported by two radius metal hooks
- solid maple planter shelves standard
- planter shelf with nine 3 1/2" holes for plant containers
- walnut or white oak shelves available, -3PLANTER specify and add \$121 list, -2PLANTER specify and add \$82 list or -1PLANTER specify and add \$44 list
- maximum weight rating 10 lbs. per shelf (evenly distributed load)

-3PLANTER shown

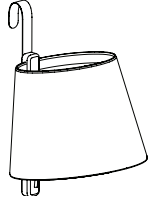
Pouch - Poufy Upholstered Wall Mount Tile Accessory	2 5/8	14	20	2	1	INA1111WR-POUCH	\$566
-----------------------------------------------------	-------	----	----	---	---	-----------------	-------



- supported by two radius metal hooks
- aniline dye leather
- maximum weight rating 10 lbs. (evenly distributed load)

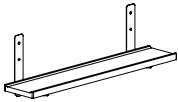
Wall Mount Tile Accessories - Poufy Upholstered Tiles and Conversation Cubby Back Panel

Description	D	W	H	CTN WT	CU FT	① Model	List Price
Sconce Lamp - Poufy Upholstered Wall Mount Tile Accessory	17 1/8	15	22	9	4	INA1522WR-SCONCE	\$836



- supported by a radius metal hook
- 15' cord
- cord mounted rocker on/off switch - three prong plug fabric power cord
- specify graphite, yellow or indigo fabric cord color
- on/off switch on cord 32" from light - field assembly required
- maximum 60 watt light bulb, NOT included/LED bulb recommended
- SELECT Maharam Mode SHADE FABRIC COLOR
- maple sconce support standard
- walnut or white oak sconce support available, specify and add \$29 list

Tray - Poufy and Square Upholstered Wall Mount Tile Accessory	4 3/4	24	1	5	2	INA0524T	\$412
---------------------------------------------------------------	-------	----	---	---	---	----------	-------



- for use with square laminate marker, cork and tackable screen accessories
- supported by two metal brackets
- tray can be field installed on any 24" or wider tile except glass marker tiles
- tray can not be installed on intermediate positioned tiles (space is required below tile for clearance)
- maximum weight rating 10 lbs. (evenly distributed load)
- walnut or white oak tray available, specify and add \$44 list

To Order, Specify:

- ① Model Number
- ② Wood Species:
 - a.) Standard Maple (M)
 - b.) Premium Walnut (W) - upcharge applies
 - c.) Premium White Oak (WK1) - upcharge applies
- ③ Finish - Accessory Knob, Shelf, Planter, Lamp or Tray
 - a.) Maple Finish (M)
 - b.) Walnut Finish (W)
 - c.) White Oak Finish (WK1)
 - d.) Paint Color
- ④ Lamp Shade - Maharam - Mode
- ⑤ Metal Color - see pg [IN35](#), upcharges may apply

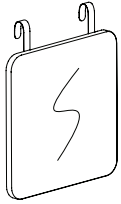
Specifications

- 16 gauge stamped metal mounting hooks

Wall Mount Tile Accessories - Poufy Upholstered Tiles and Conversation Cubby Back Panel


Description	D	W	H	CTN WT	CU FT	Model	List Price
Square Laminate Marker Tile - Poufy Upholstered Wall Mount Tile Accessory	2 1/8	24	24	17	2	INA2424WR-SQM	\$574

- supported by two radius metal hooks
- white markerboard high pressure laminate
- white edge band




Round Laminate Marker Tile - Poufy Upholstered Wall Mount Tile Accessory	2 1/8	24	24	17	2	INA24WR-RDM	\$566
--------------------------------------------------------------------------------	-------	----	----	----	---	-------------	-------

- supported by two radius metal hooks
- white markerboard high pressure laminate
- white edge band



Square Cork Tile - Poufy Uphol- stered Wall Mount Tile Accessory	2 1/8	24	24	8	2	INA2424WR-SQC	\$538
---------------------------------------------------------------------	-------	----	----	---	---	---------------	-------

- supported by two radius metal hooks
- extruded PVC 1/2" thick panel
- natural cork 1/4" thick tackable face



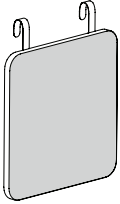
Round Cork Tile - Poufy Uphol- stered Wall Mount Tile Accessory	2 1/8	24	24	7	2	INA24WR-RDC	\$538
--------------------------------------------------------------------	-------	----	----	---	---	-------------	-------

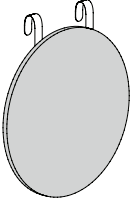
- supported by two radius metal hooks
- extruded PVC 1/2" thick panel
- natural cork 1/4" thick tackable face



INDIE

Wall Mount Tile Accessories - Poufy Upholstered Tiles and Conversation Cubby Back Panel

Description	D	W	H	CTN WT	CU FT	① Model	List Price Per Grade
Square Tackboard Tile - Poufy Upholstered Wall Mount Tile Accessory  <ul style="list-style-type: none"> · supported by two radius metal hooks · 1/2" soft tack core face · 1/4" hardwood backer panel · covered with surface glue and stapled upholstery · com ydg: 1 	2 1/8	48	48	11	2	INA2424WR-SQUT	COM \$531
	A	\$540					
	B	\$556					
	C	\$584					
	D	\$621					
	E	\$652					
	F	\$707					
	G	\$765					
	H	\$815					
	I	\$904					
	J	\$1,010					

Round Tackboard Tile - Poufy Upholstered Wall Mount Tile Accessory  <ul style="list-style-type: none"> · supported by two radius metal hooks · 1/2" soft tack core face · 1/4" hardwood backer panel · covered with surface glue and stapled upholstery · com ydg: 1 1/2 	2 1/8	24	24	11	2	INA24WR-RDUT	COM \$532
	A	\$545					
	B	\$569					
	C	\$612					
	D	\$667					
	E	\$713					
	F	\$795					
	G	\$883					
	H	\$958					
	I	\$1,092					
	J	\$1,250					

To Order, Specify:

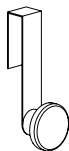
- ① Model Number
- ② Fabric Selection - vendor, pattern and color
Visit www.jsifurniture.com/finishes-and-materials/textiles for our textiles program.
See selection of standard and graded in manufacturers and patterns.
- ③ Metal Color -see pg [IN35](#), upcharges may apply

Specifications

- 16 gauge stamped metal mounting hooks

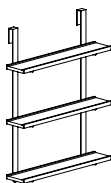
Wall Mount Tile Accessories - Square Profile Tiles (Tackboard, Cork, Veneer and Laminate Marker)

Description	D	W	H	CTN WT	CU FT	Model	List Price
Knob - Square Profile Wall Mount Tile Accessory	3 1/8	2 1/2	7	2	1	INA0307WS-KNOB	\$252



- supported by a metal hook
- solid maple knob standard
- solid walnut or white oak knob available, specify and add \$23 list
- maximum weight rating 10 lbs. (evenly distributed load)

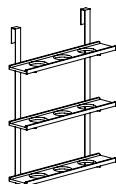
Shelves - Square Profile Wall Mount Tile Accessories	5 7/8	24	32	9	4	INA2432WS-3SHELF	\$859
	5 7/8	24	20	7	3	INA2420WS-2SHELF	\$674
	5 7/8	24	8	5	2	INA2408WS-1SHELF	\$479



-3SHELF shown

- supported by two metal hooks
- shelf depth 4 3/4"
- solid maple shelves standard
- walnut or white oak shelves available, -3SHELF specify and add \$121 list, -2SHELF specify and add \$82 list or -1SHELF specify and add \$44 list
- maximum weight rating 10 lbs. per shelf (evenly distributed)

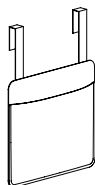
Planter Shelves - Square Profile Wall Mount Tile Accessories	5 7/8	24	32	9	4	INA2432WS-3PLANTER	\$903
	5 7/8	24	20	7	3	INA2420WS-2PLANTER	\$704
	5 7/8	24	8	5	2	INA2408WS-1PLANTER	\$493



-3PLANTER shown

- supported by two metal hooks
- planter shelf with nine 3 1/2" holes for plant containers
- maple planter shelves standard
- walnut or white oak shelves available, -3PLANTER specify and add \$121 list, -2PLANTER specify and add \$82 list or -1PLANTER specify and add \$44 list
- maximum weight rating 10 lbs. per shelf (evenly distributed load)

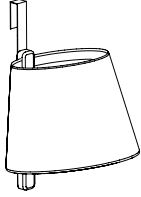
Pouch - Square Profile Wall Mount Tile Accessory	2 5/8	14	20	2	1	INA1111WS-POUCH	\$566
--------------------------------------------------	-------	----	----	---	---	-----------------	-------



- supported by two metal hooks
- aniline dye leather
- maximum weight rating 10 lbs. (evenly distributed load)

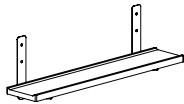
Wall Mount Tile Accessories - Square Profile Tiles (Tackboard, Cork, Veneer and Laminate Marker)

Description	D	W	H	CTN WT	CU FT	① Model	List Price
Sconce Lamp - Square Profile Wall Mount Tile Accessory	17 1/8	15	22	9	4	INA1522WS-SCONCE	\$836



- supported by a radius metal hook
- 15' cord
- cord mounted rocker on/off switch - three prong plug fabric power cord
- specify graphite, yellow or indigo fabric cord color
- on/off switch on cord 32" from light - field assembly required
- maximum 60 watt light bulb, NOT included/LED bulb recommended
- SELECT Maharam Mode SHADE FABRIC COLOR
- maple sconce support standard
- walnut or white oak sconce support available, specify and add \$29 list

Tray - Poufy and Square Upholstered Wall Mount Tile Accessory	4 3/4	24	1	5	2	INA0524T	\$412
---------------------------------------------------------------	-------	----	---	---	---	----------	-------



- for use with square laminate marker, cork and tackable screen accessories
- supported by two metal brackets
- tray can be field installed on any 24" or wider tile except glass marker tiles
- tray can not be installed on intermediate positioned tiles (space is required below tile for clearance)
- maximum weight rating 10 lbs. (evenly distributed load)
- walnut or white oak tray available, specify and add \$44 list

To Order, Specify:

- ① Model Number
- ② Wood Species:
 - a.) Standard Maple (M)
 - b.) Premium Walnut (W) - upcharge applies
 - c.) Premium White Oak (WK1) - upcharge applies
- ③ Finish - Accessory Knob, Shelf, Planter, Lamp or Tray
 - a.) Maple Finish (M)
 - b.) Walnut Finish (W)
 - c.) White Oak Finish (WK1)
 - d.) Paint Color
- ④ Lamp Shade - Maharam - Mode
- ⑤ Metal Color - see pg [IN35](#), upcharges may apply

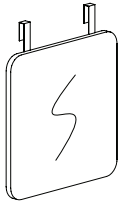
Specifications

- 16 gauge stamped metal mounting hooks

Wall Mount Tile Accessories - Square Profile Tiles (Tackboard, Cork, Veneer and Laminate Marker)

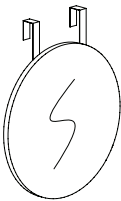
Description	D	W	H	CTN WT	CU FT	Model	List Price
Square - Laminate Marker Tile Square Profile Wall Mount Tile Accessory	2 1/8	24	24	17	2	INA2424WS-SQM	\$574

- supported by two metal hooks
- white markboard high pressure laminate
- white edge band



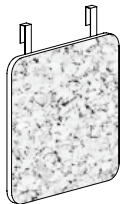
Round - Laminate Marker Tile Square Profile Wall Mount Tile Accessory	2 1/8	24	24	17	2	INA24WS-RDM	\$566
-----------------------------------------------------------------------------	-------	----	----	----	---	-------------	-------

- supported by two metal hooks
- white markboard high pressure laminate
- white edge band



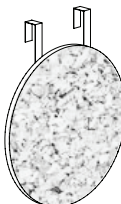
Square - Cork Tile Square Profile Wall Mount Tile Accessory	2 1/8	24	24	8	2	INA2424WS-SQC	\$538
----------------------------------------------------------------	-------	----	----	---	---	---------------	-------

- supported by two radius metal hooks
- extruded PVC 1/2" thick panel
- natural cork 1/4" thick tackable face



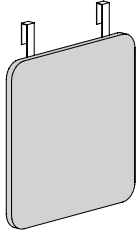
Round - Cork Tile Square Profile Wall Mount Tile Accessory	2 1/8	24	24	7	2	INA24WS-RDC	\$538
---------------------------------------------------------------	-------	----	----	---	---	-------------	-------

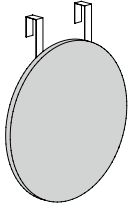
- supported by two radius metal hooks
- extruded PVC 1/2" thick panel
- natural cork 1/4" thick tackable face



INDIE

Wall Mount Tile Accessories - Square Profile Tiles

Description	D	W	H	CTN WT	CU FT	① Model	List Price Per Grade
Square - Tackboard Tile Square Profile Wall Mount Tile Accessory	2 1/8	48	48	11	2	INA2424WS-SQUT	COM \$531
 <ul style="list-style-type: none"> · supported by two radius metal hooks · 1/2" soft tack core face · 1/4" hardwood backer panel · covered with surface glue and stapled upholstery · com ydg: 1 							A \$540
							B \$556
							C \$584
							D \$621
							E \$652
							F \$707
							G \$765
							H \$815
							I \$904
							J \$1,010

Round - Tackboard Tile Square Profile Wall Mount Tile Accessory	2 1/8	24	24	11	2	INA24WS-RDUT	COM \$532
 <ul style="list-style-type: none"> · supported by two radius metal hooks · 1/2" soft tack core face · 1/4" hardwood backer panel · covered with surface glue and stapled upholstery · com ydg: 1 1/2 							A \$545
							B \$569
							C \$612
							D \$667
							E \$713
							F \$795
							G \$883
							H \$958
							I \$1,092
							J \$1,250

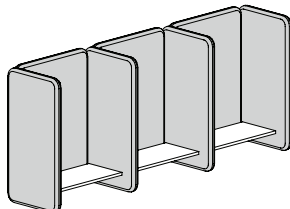
To Order, Specify:

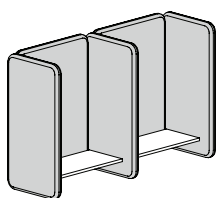
- ① Model Number
- ② Fabric Selection - vendor, pattern and color
Visit www.jsifurniture.com/finishes-and-materials/textiles for our textiles program.
See selection of standard and graded in manufacturers and patterns.
- ③ Metal Color -see pg [IN35](#), upcharges may apply

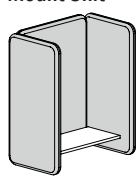
Specifications

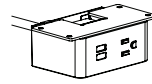
- 16 gauge stamped metal mounting hooks

Conversation Cubby - Upholstered Wall Mount Unit

Description	D	W	H	CTN WT	CU FT	① Model	List Price Per Grade
Triple Conversation Cubby with Laminate Shelf - Upholstered Wall Mount Unit  <ul style="list-style-type: none"> · triple section · supported by two wall cleats · wall fastener hardware provided by installer · under mount power center available under the cubby shelf; EC30 unit must be ordered separately, see page IN84 · com ydg: 8 <p>accommodates accessories with "IN_____WR-_____"; Example INA0307WR-KNOB</p>	18 ¼	86	36	140	39	INW8636CUPL	COM \$4,271 A \$4,337 B \$4,467 C \$4,695 D \$4,988 E \$5,237 F \$5,672 G \$6,139 H \$6,539 I \$7,253 J \$8,100

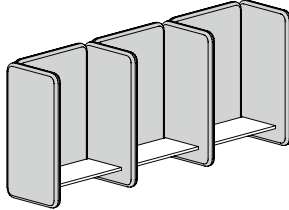
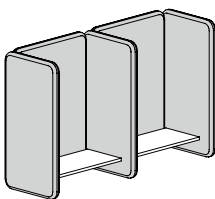
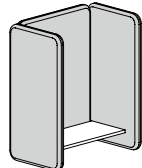
Double Conversation Cubby with Laminate Shelf - Upholstered Wall Mount Unit  <ul style="list-style-type: none"> · double section · supported by two wall cleats · wall fastener hardware provided by installer · under mount power center available under the cubby shelf; EC30 unit must be ordered separately, see page IN84 · com ydg: 6 ¼ <p>accommodates accessories with "IN_____WR-_____"; Example INA0307WR-KNOB</p>	18 ¼	58	36	97	27	INW5836CUPL	COM \$3,281 A \$3,333 B \$3,434 C \$3,612 D \$3,841 E \$4,036 F \$4,376 G \$4,741 H \$5,053 I \$5,611 J \$6,272
-------------------------------------------------------------------------------------------------------------------------------------------------------------------------------------------------------------------------------------------------------------------------------------------------------------------------------------------------------------------------------------------------------------------------------------------------------------------------------------------------------------------------------------------------------------------------------------------	------	----	----	----	----	-------------	-----------------------------------------------------------------------------------------------------------------------------------------------

Conversation Cubby with Laminate Shelf - Upholstered Wall Mount Unit  <ul style="list-style-type: none"> · single section · supported by two wall cleats · wall fastener hardware provided by installer · under mount power center available under the cubby shelf; EC30 unit must be ordered separately, see page IN84 · com ydg: 3 ½ <p>accommodates accessories with "IN_____WR-_____"; Example INA0307WR-KNOB</p>	18 ¼	30	36	52	14	INW3036CUPL	COM \$1,867 A \$1,896 B \$1,953 C \$2,053 D \$2,181 E \$2,290 F \$2,480 G \$2,685 H \$2,859 I \$3,172 J \$3,542
--------------------------------------------------------------------------------------------------------------------------------------------------------------------------------------------------------------------------------------------------------------------------------------------------------------------------------------------------------------------------------------------------------------------------------------------------------------------------------------------------------------------------------------------------------------------------------------	------	----	----	----	----	-------------	-----------------------------------------------------------------------------------------------------------------------------------------------

Description	D	W	H	CTN WT	CU FT	① Model	List Price
Power Center - Under Mount  <ul style="list-style-type: none"> · 10' - three prong plug power cord · shelf mounted simplex receptacle and two USB overall mounting bracket tabs: 5"w · field installed under cubby shelf in desired location · specify black or white - cord will match unit · optional graphite fabric cord available, specify and add \$197 list 	2 ¾	4	2 ⅞			EC30	\$382

INDIE

Conversation Cubby - Upholstered Wall Mount Unit

Description	D	W	H	CTN WT	CU FT	① Model	List Price Per Grade
Triple Conversation Cubby with Veneer Shelf - Upholstered Wall Mount Unit  <ul style="list-style-type: none"> • triple section • supported by two wall cleats • wall fastener hardware provided by installer • under mount power center available under the cubby shelf: EC30 unit must be ordered separately, see page IN84 com ydg: 8 <p>accommodates accessories with "IN_____WR-_____"; Example INA0307WR-KNOB</p>	18 ¼	86	36	140	39	INW8636CUPV	COM \$4,438 A \$4,504 B \$4,634 C \$4,862 D \$5,155 E \$5,404 F \$5,839 G \$6,306 H \$6,706 I \$7,420 J \$8,267
Double Conversation Cubby with Veneer Shelf - Upholstered Wall Mount Unit  <ul style="list-style-type: none"> • double section • supported by two wall cleats • wall fastener hardware provided by installer • under mount power center available under the cubby shelf: EC30 unit must be ordered separately, see page IN84 com ydg: 6 ¼ <p>accommodates accessories with "IN_____WR-_____"; Example INA0307WR-KNOB</p>	18 ¼	58	36	97	27	INW5836CUPV	COM \$3,116 A \$3,168 B \$3,269 C \$3,447 D \$3,676 E \$3,871 F \$4,211 G \$4,576 H \$4,888 I \$5,446 J \$6,107
Conversation Cubby with Veneer Shelf - Upholstered Wall Mount Unit  <ul style="list-style-type: none"> • single section • supported by two wall cleats • wall fastener hardware provided by installer • under mount power center available under the cubby shelf: EC30 unit must be ordered separately, see page IN84 com ydg: 3 ½ <p>accommodates accessories with "IN_____WR-_____"; Example INA0307WR-KNOB</p>	18 ¼	30	36	52	14	INW3036CUPV	COM \$1,989 A \$2,018 B \$2,075 C \$2,175 D \$2,303 E \$2,412 F \$2,602 G \$2,807 H \$2,981 I \$3,294 J \$3,664

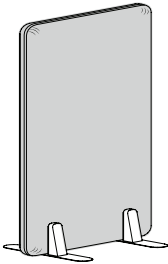
To Order, Specify:


- ① Model Number
- ② Shelf Material:
 - a.) Veneer [See Conversation Cubby with Veneer Shelf Options](#)
 - 1.) Wood Finish Color
 - b.) Solid Laminates [See Conversation Cubby with Solid Laminate Shelf Options](#)
- ④ Fabric Selection - vendor, pattern and color
 Visit www.jsifurniture.com/finishes-and-materials/textiles for our textiles program.
 See selection of standard and graded in manufacturers and patterns.


Specifications

- 12mm birch plywood back panel frame
- two 12 mm sandwiched birch plywood wing panels
- ½" polyurethane foam surface cushioning on back panel and each face of wing panels
- two solid hardwood wall mounting cleats per section
- ¾" thickness 3 ply balanced shelf construction
- veneer edge band on veneer shelf
- 1mm PVC edge band on laminate shelf

Poufy - Freestanding Upholstered Screens

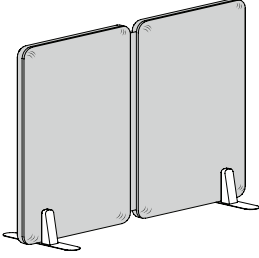
Description	D	W	H	CTN WT	CU FT	① Model	List Price Per Grade
60"h Single - Poufy Freestanding Upholstered Screen	2 1/8	48	60	73	9	INF4860-1SUP	COM \$1,910 A \$1,966 B \$2,076 C \$2,268 D \$2,515 E \$2,725 F \$3,093 G \$3,487 H \$3,824 I \$4,427 J \$5,141
 <ul style="list-style-type: none"> · two metal bases with solid wood supports · maple solid wood supports standard · walnut or white oak solid wood supports available, specify and add \$199 list · heavy cushioned surface not recommended for tacking · upholstery can only be cut up the roll for 60"h freestanding screens · com ydg: 6 3/4 <p>accommodates accessories with "IN_____F-_____"; Example INA0307F-KNOB</p>							


60"h Single - Poufy Freestanding Upholstered Screen	2 1/8	36	60	60	7	INF3660-1SUP	COM \$1,771 A \$1,816 B \$1,906 C \$2,063 D \$2,264 E \$2,435 F \$2,735 G \$3,056 H \$3,330 I \$3,822 J \$4,403
 <ul style="list-style-type: none"> · two metal bases with solid wood supports · maple solid wood supports standard · walnut or white oak solid wood supports available, specify and add \$199 list · heavy cushioned surface not recommended for tacking · upholstery can only be cut up the roll for 60"h freestanding screens · com ydg: 5 1/2 <p>accommodates accessories with "IN_____F-_____"; Example INA0307F-KNOB</p>							


60"h Single - Poufy Freestanding Upholstered Screen	2 1/8	30	60	50	6	INF3060-1SUP	COM \$1,562 A \$1,603 B \$1,685 C \$1,827 D \$2,010 E \$2,166 F \$2,438 G \$2,730 H \$2,980 I \$3,426 J \$3,955
 <ul style="list-style-type: none"> · two metal bases with solid wood supports · maple solid wood supports standard · walnut or white oak solid wood supports available, specify and add \$199 list · heavy cushioned surface not recommended for tacking · upholstery can only be cut up the roll for 60"h freestanding screens · com ydg: 5 <p>accommodates accessories with "IN_____F-_____"; Example INA0307F-KNOB</p>							

INDIE

Poufy - Freestanding Upholstered Screens

Description	D	W	H	CTN WT	CU FT	① Model	List Price Per Grade
60" Double - Poufy Freestanding Upholstered Screen  <ul style="list-style-type: none"> two metal bases with solid wood supports maple solid wood supports standard walnut or white oak solid wood supports available, specify and add \$199 list heavy cushioned surface not recommended for tacking upholstery can only be cut up the roll for 60" freestanding screens com ydg: 10 ¼ <p>accommodates accessories with "IN____F____"; Example INA0307F-KNOB</p>	2 ½	98	60	134	12	INF4860-2SUP	COM \$2,985 A \$3,069 B \$3,236 C \$3,528 D \$3,903 E \$4,222 F \$4,781 G \$5,379 H \$5,891 I \$6,806 J \$7,890

60" Double - Poufy Freestanding Upholstered Screen  <ul style="list-style-type: none"> two metal bases with solid wood supports maple solid wood supports standard walnut or white oak solid wood supports available, specify and add \$199 list heavy cushioned surface not recommended for tacking upholstery can only be cut up the roll for 60" freestanding screens com ydg: 8 ½ <p>accommodates accessories with "IN____F____"; Example INA0307F-KNOB</p>	2 ½	74	60	107	10	INF3660-2SUP	COM \$2,782 A \$2,852 B \$2,990 C \$3,232 D \$3,543 E \$3,808 F \$4,271 G \$4,767 H \$5,192 I \$5,951 J \$6,850
-------------------------------------------------------------------------------------------------------------------------------------------------------------------------------------------------------------------------------------------------------------------------------------------------------------------------------------------------------------------------------------------------------------------------------------------------------------------------------------------------------------------------------------------------------------------------------------------------------------------------------	-----	----	----	-----	----	---------------------	------------------------------------------------------------------------------------------------------------------------------------------------------

60" Double - Poufy Freestanding Upholstered Screen  <ul style="list-style-type: none"> two metal bases with solid wood supports maple solid wood supports standard walnut or white oak solid wood supports available, specify and add \$199 list heavy cushioned surface not recommended for tacking upholstery can only be cut up the roll for 60" freestanding screens com ydg: 7 ¼ <p>accommodates accessories with "IN____F____"; Example INA0307F-KNOB</p>	2 ½	62	60	89	9	INF3060-2SUP	COM \$2,352 A \$2,412 B \$2,530 C \$2,736 D \$3,002 E \$3,227 F \$3,622 G \$4,045 H \$4,407 I \$5,055 J \$5,822
---------------------------------------------------------------------------------------------------------------------------------------------------------------------------------------------------------------------------------------------------------------------------------------------------------------------------------------------------------------------------------------------------------------------------------------------------------------------------------------------------------------------------------------------------------------------------------------------------------------------------------	-----	----	----	----	---	---------------------	------------------------------------------------------------------------------------------------------------------------------------------------------

To Order, Specify:

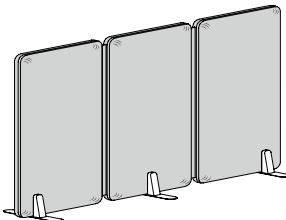
- ① Model Number
- ② Wood Species:
 - a.) STANDARD Maple (M)
 - b.) PREMIUM Walnut (W) - upcharge applies
 - c.) PREMIUM White Oak (WK1) - upcharge applies
- ③ Finish
 - a.) Maple Finish
 - b.) Walnut Finish
 - c.) White Oak Finish
- ④ Fabric Selection - vendor, pattern and color
 Visit www.jsifurniture.com/finishes-and-materials/textiles for our textiles program. See selection of standard and graded in manufacturers and patterns.
- ⑤ Metal Color - see pg [IN35](#), upcharges may apply

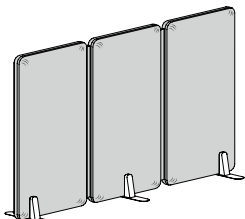
Specifications

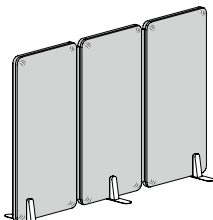
- two 12mm sandwiched birch plywood panel frames
- ½" polyurethane foam surface cushions on both faces
- living hinge is high density polyethylene with sewn upholstery
- solid hardwood supports
- 12 gauge metal base feet

Note: Walnut and White Oak Solid hardwoods are PREMIUM materials and upcharges apply. Associated upcharges are located in bullet points under units where applicable.

Poufy - Freestanding Upholstered Screens

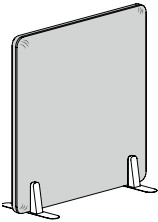
Description	D	W	H	CTN WT	CU FT	① Model	List Price Per Grade
60" h Triple - Poufy Freestanding Upholstered Screen	2 1/8	148	60	199	16	INF4860-3SUP	COM \$4,303
 <ul style="list-style-type: none"> · three metal bases with solid wood supports · maple solid wood supports standard · walnut or white oak solid wood supports available, specify and add \$296 list · heavy cushioned surface not recommended for tacking · upholstery can only be cut up the roll for 60" h freestanding screens · com ydg: 14 <p>accommodates accessories with "IN____F____"; Example INA0307F-KNOB</p>							A \$4,418
							B \$4,646
							C \$5,044
							D \$5,557
							E \$5,993
							F \$6,755
							G \$7,572
							H \$8,271
							I \$9,522
							J \$11,003

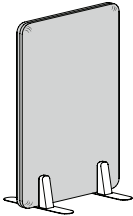
60" h Triple - Poufy Freestanding Upholstered Screen	2 1/8	112	60	158	13	INF3660-3SUP	COM \$3,528
 <ul style="list-style-type: none"> · three metal bases with solid wood supports · maple solid wood supports standard · walnut or white oak solid wood supports available, specify and add \$296 list · heavy cushioned surface not recommended for tacking · upholstery can only be cut up the roll for 60" h freestanding screens · com ydg: 11 3/4 <p>accommodates accessories with "IN____F____"; Example INA0307F-KNOB</p>							A \$3,625
							B \$3,816
							C \$4,150
							D \$4,580
							E \$4,946
							F \$5,586
							G \$6,272
							H \$6,859
							I \$7,908
							J \$9,151

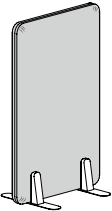
60" h Triple - Poufy Freestanding Upholstered Screen	2 1/8	94	60	132	11	INF3060-3SUP	COM \$3,457
 <ul style="list-style-type: none"> · three metal bases with solid wood supports · maple solid wood supports standard · walnut or white oak solid wood supports available, specify and add \$296 list · heavy cushioned surface not recommended for tacking · upholstery can only be cut up the roll for 60" h freestanding screens · com ydg: 10 3/4 <p>accommodates accessories with "IN____F____"; Example INA0307F-KNOB</p>							A \$3,545
							B \$3,720
							C \$4,026
							D \$4,420
							E \$4,755
							F \$5,340
							G \$5,967
							H \$6,504
							I \$7,465
							J \$8,602

INDIE

Poufy - Freestanding Upholstered Screens

Description	D	W	H	CTN WT	CU FT	① Model	List Price Per Grade	
48" Single - Poufy Freestanding Upholstered Screen 	2 1/8	48	48	62	7	INF4848-1SUP	COM \$1,799	
	<ul style="list-style-type: none"> two metal bases with solid wood supports maple solid wood supports standard walnut or white oak solid wood supports available, specify and add \$199 list heavy cushioned surface not recommended for tacking com ydg: 5 3/4 							A \$1,847
	accommodates accessories with "IN____F____"; Example INA0307F-KNOB							B \$1,940
								C \$2,104
								D \$2,314
								E \$2,493
								F \$2,806
								G \$3,142
								H \$3,429
								I \$3,943
							J \$4,551	

48" Single - Poufy Freestanding Upholstered Screen 	2 1/8	36	48	51	6	INF3648-1SUP	COM \$1,686	
	<ul style="list-style-type: none"> two metal bases with solid wood supports maple solid wood supports standard walnut or white oak solid wood supports available, specify and add \$199 list heavy cushioned surface not recommended for tacking com ydg: 4 3/4 							A \$1,725
	accommodates accessories with "IN____F____"; Example INA0307F-KNOB							B \$1,803
								C \$1,938
								D \$2,112
								E \$2,260
								F \$2,518
								G \$2,796
								H \$3,033
								I \$3,457
							J \$3,959	

48" Single - Poufy Freestanding Upholstered Screen 	2 1/8	30	48	44	5	INF3048-1SUP	COM \$1,548	
	<ul style="list-style-type: none"> two metal bases with solid wood supports maple solid wood supports standard walnut or white oak solid wood supports available, specify and add \$199 list heavy cushioned surface not recommended for tacking com ydg: 4 1/2 							A \$1,585
	accommodates accessories with "IN____F____"; Example INA0307F-KNOB							B \$1,659
								C \$1,787
								D \$1,951
								E \$2,091
								F \$2,337
								G \$2,599
								H \$2,824
								I \$3,226
							J \$3,702	

To Order, Specify:


- ① Model Number
- ② Wood Species:
 - a.) STANDARD Maple (M)
 - b.) PREMIUM Walnut (W) - upcharge applies
 - c.) PREMIUM White Oak (WK1) - upcharge applies
- ③ Finish
 - a.) Maple Finish
 - b.) Walnut Finish
 - c.) White Oak Finish
- ④ Fabric Selection - vendor, pattern and color
 Visit www.jsifurniture.com/finishes-and-materials/textiles for our textiles program. See selection of standard and graded in manufacturers and patterns.
- ⑤ Metal Color - see pg [IN35](#), upcharges may apply


Specifications


- two 12mm sandwiched birch plywood panel frames
- 1/2" polyurethane foam surface cushions on both faces
- living hinge is high density polyethylene with sewn upholstery
- solid hardwood supports
- 12 gauge metal base feet

Note: Walnut and White Oak Solid hardwoods are PREMIUM materials and upcharges apply. Associated upcharges are located in bullet points under units where applicable.

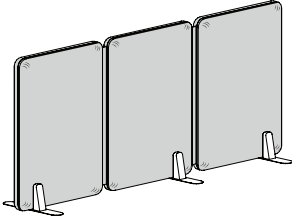
Poufy - Freestanding Upholstered Screens

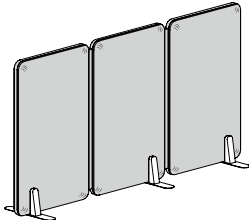
Description	D	W	H	CTN WT	CU FT	① Model	List Price Per Grade
48" h Double - Poufy Freestanding Upholstered Screen	2 1/8	98	48	112	10	INF4848-2SUP	COM \$2,776 A \$2,846 B \$2,984 C \$3,226 D \$3,537 E \$3,802 F \$4,265 G \$4,761 H \$5,186 I \$5,945 J \$6,844
 <ul style="list-style-type: none"> · two metal bases with solid wood supports · maple solid wood supports standard · walnut or white oak solid wood supports available, specify and add \$199 list · heavy cushioned surface not recommended for tacking · com ydg: 8 1/2 <p>accommodates accessories with "IN_____F-_____"; Example INA0307F-KNOB</p>							

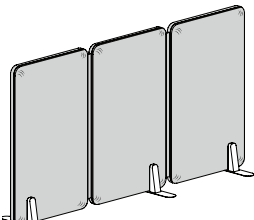
48" h Double - Poufy Freestanding Upholstered Screen	2 1/8	74	48	89	8	INF3648-2SUP	COM \$2,624 A \$2,684 B \$2,802 C \$3,008 D \$3,274 E \$3,499 F \$3,894 G \$4,317 H \$4,679 I \$5,327 J \$6,094
 <ul style="list-style-type: none"> · two metal bases with solid wood supports · maple solid wood supports standard · walnut or white oak solid wood supports available, specify and add \$199 list · heavy cushioned surface not recommended for tacking · com ydg: 7 1/4 <p>accommodates accessories with "IN_____F-_____"; Example INA0307F-KNOB</p>							

48" h Double - Poufy Freestanding Upholstered Screen	2 1/8	62	48	76	7	INF3048-2SUP	COM \$2,305 A \$2,355 B \$2,452 C \$2,623 D \$2,843 E \$3,029 F \$3,356 G \$3,706 H \$4,006 I \$4,542 J \$5,177
 <ul style="list-style-type: none"> · two metal bases with solid wood supports · maple solid wood supports standard · walnut or white oak solid wood supports available, specify and add \$199 list · heavy cushioned surface not recommended for tacking · com ydg: 6 <p>accommodates accessories with "IN_____F-_____"; Example INA0307F-KNOB</p>							

INDIE

Description	D	W	H	CTN WT	CU FT	① Model	List Price Per Grade
48" Triple - Poufy Freestanding Upholstered Screen  <ul style="list-style-type: none"> three metal bases with solid wood supports maple solid wood supports standard walnut or white oak solid wood supports available, specify and add \$296 list heavy cushioned surface not recommended for tacking com ydg: 11 1/2 accommodates accessories with "IN____F____"; Example INA0307F-KNOB	2 1/8	148	48	166	13	INF4848-3SUP	COM \$3,996 A \$4,091 B \$4,278 C \$4,605 D \$5,026 E \$5,384 F \$6,010 G \$6,682 H \$7,256 I \$8,283 J \$9,500

48" Triple - Poufy Freestanding Upholstered Screen  <ul style="list-style-type: none"> three metal bases with solid wood supports maple solid wood supports standard walnut or white oak solid wood supports available, specify and add \$296 list heavy cushioned surface not recommended for tacking com ydg: 9 3/4 accommodates accessories with "IN____F____"; Example INA0307F-KNOB	2 1/8	112	48	131	11	INF3648-3SUP	COM \$3,788 A \$3,868 B \$4,027 C \$4,304 D \$4,661 E \$4,965 F \$5,496 G \$6,065 H \$6,552 I \$7,423 J \$8,454
----------------------------------------------------------------------------------------------------------------------------------------------------------------------------------------------------------------------------------------------------------------------------------------------------------------------------------------------------------------------------------------------------------------------------------------------------------------------------------------------------------------------------------------	-------	-----	----	-----	----	---------------------	-----------------------------------------------------------------------------------------------------------------------------------------------

48" Triple - Poufy Freestanding Upholstered Screen  <ul style="list-style-type: none"> three metal bases with solid wood supports maple solid wood supports standard walnut or white oak solid wood supports available, specify and add \$296 list heavy cushioned surface not recommended for tacking com ydg: 8 3/4 accommodates accessories with "IN____F____"; Example INA0307F-KNOB	2 1/8	94	48	112	9	INF3048-3SUP	COM \$3,372 A \$3,444 B \$3,586 C \$3,836 D \$4,156 E \$4,428 F \$4,905 G \$5,416 H \$5,852 I \$6,634 J \$7,560
------------------------------------------------------------------------------------------------------------------------------------------------------------------------------------------------------------------------------------------------------------------------------------------------------------------------------------------------------------------------------------------------------------------------------------------------------------------------------------------------------------------------------------------	-------	----	----	-----	---	---------------------	-----------------------------------------------------------------------------------------------------------------------------------------------

To Order, Specify:

- ① Model Number
- ② Wood Species:
 - a.) STANDARD Maple (M)
 - b.) PREMIUM Walnut (W) - upcharge applies
 - c.) PREMIUM White Oak (WK1) - upcharge applies
- ③ Finish
 - a.) Maple Finish
 - b.) Walnut Finish
 - c.) White Oak Finish
- ④ Fabric Selection - vendor, pattern and color
 Visit www.jsifurniture.com/finishes-and-materials/textiles for our textiles program. See selection of standard and graded in manufacturers and patterns.
- ⑤ Metal Color - see pg [IN35](#), upcharges may apply

Specifications

- two 12mm sandwiched birch plywood panel frames
- 1/2" polyurethane foam surface cushions on both faces
- living hinge is high density polyethylene with sewn upholstery
- solid hardwood supports
- 12 gauge metal base feet

Note: Walnut and White Oak Solid hardwoods are PREMIUM materials and upcharges apply. Associated upcharges are located in bullet points under units where applicable.

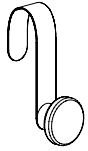
Indie

Freestanding Screen Accessories

GSA Contract SIN #33721

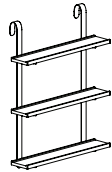


Description	D	W	H	CTN WT	CU FT	① Model	List Price
Knob - Freestanding Screen Accessory	3 7/8	2 1/2	7	2	1	INA0307F-KNOB	\$252



- supported by a metal hook
- solid maple knob standard
- solid walnut or white oak knob available, specify and add \$23 list
- maximum weight rating 10 lbs. (evenly distributed load)

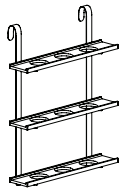
Shelves - Freestanding Screen Accessories	6 5/8	24	32	9	4	INA2432F-3SHELF	\$859
	6 5/8	24	20	7	3	INA2420F-2SHELF	\$674
	6 5/8	24	8	5	2	INA2408F-1SHELF	\$479



-3SHELF shown

- supported by two metal hooks
- shelf depth 4 3/4"
- solid maple shelves standard
- walnut or white oak shelves available, -3SHELF specify and add \$121 list, -2SHELF specify and add \$82 list or -1SHELF specify and add \$44 list
- maximum weight rating 10 lbs. per shelf (evenly distributed load)

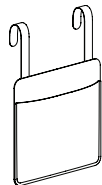
Planter Shelves - Freestanding Screen Accessories	6 5/8	24	32	9	4	INA2432F-3PLANTER	\$903
	6 5/8	24	20	7	3	INA2420F-2PLANTER	\$704
	6 5/8	24	8	5	2	INA2408F-1PLANTER	\$493



-3PLANTER shown

- supported by two metal hooks
- planter shelf with nine 3 1/2" holes for plant containers
- solid maple planter shelves standard
- walnut or white oak shelves available, -3PLANTER specify and add \$121 list, -2PLANTER specify and add \$82 list or -1PLANTER specify and add \$44 list
- maximum weight rating 10 lbs. per shelf (evenly distributed load)


Pouch - Freestanding Screen Accessory	3 3/8	14	20	2	1	INA1111F-POUCH	\$566
---------------------------------------	-------	----	----	---	---	----------------	-------



- supported by two metal hooks
- aniline dye leather
- maximum weight rating 10 lbs. (evenly distributed load)

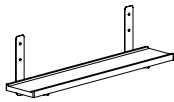
INDIE

Description	D	W	H	CTN WT	CU FT	① Model	List Price
Scone Lamp - Freestanding Screen Accessory	17 7/8	15	22	9	4	INA1522F-SCONCE	\$836



- supported by a metal hook
- 15' cord
- cord mounted rocker on/off switch - three prong plug fabric power cord
- specify graphite, yellow or indigo fabric cord color
- on/off switch on 32" from light - field assembly required
- maximum 60 watt light bulb, NOT included/LED bulb recommended
- select Maharam Mode SHADE FABRIC COLOR
- maple sconce support stand
- walnut or white oak sconce support available, specify and add \$27 list

Tray - Poufy and Square Upholstered Wall Mount Tile Accessory	4 3/4	24	1	5	2	INA0524T	\$412
---------------------------------------------------------------	-------	----	---	---	---	----------	-------



- for use with square laminate marker, cork and tackable screen accessories
- supported by two metal brackets
- tray can be field installed on any 24" or wider tile except glass marker tiles
- tray can not be installed on intermediate positioned tiles (space is required below tile for clearance)
- maximum weight rating 10 lbs. (evenly distributed load)
- walnut or white oak tray available, specify and add \$44 list

To Order, Specify:

- ① Model Number

Specifications

- extruded PVC 1/2" thick panel
- natural cork 1/4" thick tackable face
- extruded aluminum mounting Z clips

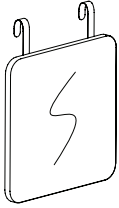
Indie

Freestanding Screen Accessories

GSA Contract SIN #33721

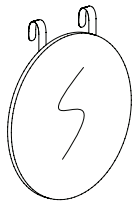


Description	D	W	H	CTN WT	CU FT	Model	List Price
Square - Laminate Marker Tile Freestanding Screen Accessory	27 $\frac{3}{8}$	24	24	17	2	INA2424F-SQM	\$574



- supported by two metal hooks
- white markerboard high pressure laminate
- white edge band

Round - Laminate Marker Tile Freestanding Screen Accessory	27 $\frac{3}{8}$	24	24	17	2	INA24F-RDM	\$566
---------------------------------------------------------------	------------------	----	----	----	---	------------	-------



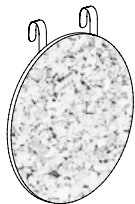
- supported by two metal hooks
- white markerboard high pressure laminate
- white edge band

Square - Cork Tile Freestanding Screen Accessory	27 $\frac{3}{8}$	24	24	8	2	INA2424F-SQC	\$538
-----------------------------------------------------	------------------	----	----	---	---	--------------	-------



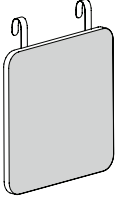
- supported by two metal hooks
- extruded PVC 1/2" thick panel
- natural cork 1/4" thick tackable face

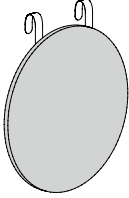
Round - Cork Tile Freestanding Screen Accessory	27 $\frac{3}{8}$	24	24	7	2	INA24F-RDC	\$538
----------------------------------------------------	------------------	----	----	---	---	------------	-------



- supported by two metal hooks
- extruded PVC 1/2" thick panel
- natural cork 1/4" thick tackable face

INDIE

Description	D	W	H	CTN WT	CU FT	① Model	List Price Per Grade
Square - Tackboard Tile Freestanding Screen Accessory	27½	48	48	11	2	INA2424F-SQUT	COM \$531
 <ul style="list-style-type: none"> · supported by two metal hooks · ½" soft tack core face · ¼" hardwood backer panel · covered with surface glued and stapled upholstery · com ydg: 1 ½ 							A \$540
							B \$556
							C \$584
							D \$621
							E \$652
							F \$707
							G \$765
							H \$815
							I \$904
							J \$1,010

Description	D	W	H	CTN WT	CU FT	① Model	List Price Per Grade
Round - Tackboard Tile Freestanding Screen Accessory	27½	24	24	11	2	INA24F-RDUT	COM \$532
 <ul style="list-style-type: none"> · supported by two metal hooks · ½" soft tack core face · ¼" hardwood backer panel · covered with surface glued and stapled upholstery · com ydg: 1 ½ 							A \$545
							B \$569
							C \$612
							D \$667
							E \$713
							F \$795
							G \$883
							H \$958
							I \$1,092
							J \$1,250

To Order, Specify:

- ① Model Number
- ② Fabric Selection - vendor, pattern and color
Visit www.jsifurniture.com/finishes-and-materials/textiles for our textiles program.
See selection of standard and graded in manufacturers and patterns.
- ③ Metal Color -see pg [IN35](#), upcharges may apply

Specifications

- 16 gauge stamped metal mounting hooks

Jude Order Check List:



Specify:

- 1. Model Number
- 2. Wood Species - Beech (B)
- 3. Wood Finish/Paint Color
- 4. Plastic Color
- 5. Fabric Selection - vendor, pattern and color
- 6. Optional Rubber Cushion Nylon Glides - no upcharge; chairs only

Example:

JU413C (model #)	B (wood species)	BAR (finish)	EWM (plastic color)	MOMENTUM (fabric vendor)	VOX (pattern name)	MYSTIC (pattern color)
----------------------------	----------------------------	------------------------	-------------------------------	------------------------------------	------------------------------	----------------------------------

1. Model Number

2. Wood Species - Beech

3. Wood Finish/Paint Color Options:

BAR Barrel	MCH Mocha
BRK Brickdust	OBK Outback
BUF Buff	PIL Pilsner
CSK Cask	PIN Pinnacle Walnut
CND Cinder	RAV Raven
CLY Clay	RYE Rye
EGR Egret	SAB Sable
FAW Fawn	SAD Saddle
FLX Flax	SIE Sienna
FLN Flint	TRF Truffle
FLO Florence Walnut	UMB Umber
LOF Loft	VAL Valley
MES Mesa	WLH Walnut Heights
MIN Mineral	

Paint Color - Add \$47 list per item

BKD Backdrop	NVL Novel Lilac
BFX Black Fox	PPL Patchwork Plum
BRV Bravado Red	PGR Pewter Green
BWH Bright White	QAL Queen Anne Lilac
BRF Broccoflower	RPT Redend Point
BTT Butternut	ROS Rose Tan
CCY Canyon Clay	SAU Saucy Gold
CHT Chatroom	SVP Silverplate
DEN Denim	SKS Skyline Steel
GAL Gale Force	STM Storm
GRV Greek Villa	TRC Tricorn Black
KGR Kendal Green	UKH Universal Khaki
NWH Nonchalant White	WBL Windy Blue

4. Plastic Color:

EWM Extra White	SRM Stop Red
MGM Morning Fog	TRC Tricorn Black

5. Fabric Selection - Please supply the following:
Fabric vendor/Pattern name/Pattern color

[For a complete list of JSI Standard and Graded-In Textiles click here](#)

When specifying contrasting upholstery, indicate clearly which upholstery is to be applied to the seat, back and arms. Use higher grade pricing.

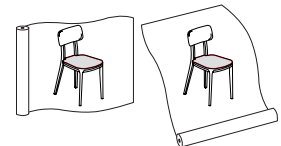
- Indicate direction of fabric - Railroaded or Up the Roll
- Please provide illustration, if available

All COM orders must include the following:

- Fabric vendor's name, pattern name and color
- Sample of the fabric attached to order
- Model numbers of items for fabric application
- Special application instructions (e.g., all stripes will be applied front to back unless specified otherwise)
- Customer and purchase order number


Ship prepaid COM material to:
JSI
 Attn: COM Dept
 201 East Martin Street
 Receiving B, Dock 71
 Orleans, IN 47452


Application of fabric:
 Railroaded Up the Roll





All COM orders will ship at standard lead time from receipt of COM except for orders requiring special custom matched finishes.


JUDE


Description	① Model	Specifications				List Price	
Armless Guest Chair with Plastic Seat and Back 	JU413A · plastic seat and back	Dimensions		D	W	H	\$703
		Overall	19 ½	16	31 ½		
		Seat	16	15 ¾	18 ½		
		Upholstery		Shipping			
			Ctn Wt	13			
	Cu Ft	8					

Description	① Model	Specifications				List Price Per Grade	
Armless Guest Chair with Upholstered Seat and Plastic Back 	JU413C · upholstered seat · plastic back	Dimensions		D	W	H	COM \$901
		Overall	19 ½	16	31 ½	A \$908	
		Seat	16	15 ¾	18 ½	B \$920	
		Upholstery		Shipping		COL/C \$941	
		COM Ydg	¾	Ctn Wt	13	D \$969	
		COL Sq Ft	9	Cu Ft	8	E \$992	
						F \$1,033	
						G \$1,077	
						H \$1,114	
						I \$1,181	
				J \$1,260			
				L1 \$1,015			
				L2 \$1,050			

Description	① Model	Specifications				List Price Per Grade	
Armless Guest Chair with Upholstered Seat and Back 	JU413D · upholstered seat and back	Dimensions		D	W	H	COM \$984
		Overall	19 ½	16	31 ½	A \$991	
		Seat	16	15 ¾	18 ½	B \$1,003	
		Upholstery		Shipping		COL/C \$1,024	
		COM Ydg	¾	Ctn Wt	13	D \$1,052	
		COL Sq Ft	18	Cu Ft	8	E \$1,075	
						F \$1,116	
						G \$1,160	
						H \$1,197	
						I \$1,264	
				J \$1,343			
				L1 \$1,238			
				L2 \$1,308			

Description	① Model	Specifications	List Price																								
37³/₈"h Counter Height Stool with Plastic Seat and Back 	JU414A · plastic seat and back · optional matte black, polished aluminum or brass scuff plate available; specify color and add \$26 list each	<table border="1"> <thead> <tr> <th>Dimensions</th> <th>D</th> <th>W</th> <th>H</th> </tr> </thead> <tbody> <tr> <td>Overall</td> <td>20³/₄</td> <td>17</td> <td>37³/₈</td> </tr> <tr> <td>Seat</td> <td>16</td> <td>15³/₄</td> <td>26¹/₄</td> </tr> <tr> <th colspan="2">Upholstery</th> <th colspan="2">Shipping</th> </tr> <tr> <td></td> <td>Ctn Wt</td> <td colspan="2">14</td> </tr> <tr> <td></td> <td>Cu Ft</td> <td colspan="2">10</td> </tr> </tbody> </table>	Dimensions	D	W	H	Overall	20 ³ / ₄	17	37 ³ / ₈	Seat	16	15 ³ / ₄	26 ¹ / ₄	Upholstery		Shipping			Ctn Wt	14			Cu Ft	10		\$1,029
		Dimensions	D	W	H																						
Overall	20 ³ / ₄	17	37 ³ / ₈																								
Seat	16	15 ³ / ₄	26 ¹ / ₄																								
Upholstery		Shipping																									
	Ctn Wt	14																									
	Cu Ft	10																									

Description	① Model	Specifications	List Price Per Grade																																																		
37³/₈"h Counter Height Stool with Upholstered Seat and Plastic Back 	JU414C · upholstered seat · plastic back · optional matte black, polished aluminum or brass scuff plate available; specify color and add \$26 list each	<table border="1"> <thead> <tr> <th>Dimensions</th> <th>D</th> <th>W</th> <th>H</th> </tr> </thead> <tbody> <tr> <td>Overall</td> <td>20³/₄</td> <td>17</td> <td>37³/₈</td> </tr> <tr> <td>Seat</td> <td>16</td> <td>15³/₄</td> <td>26¹/₄</td> </tr> <tr> <th colspan="2">Upholstery</th> <th colspan="2">Shipping</th> </tr> <tr> <td>COM Ydg</td> <td>³/₄</td> <td>Ctn Wt</td> <td>14</td> </tr> <tr> <td>COL Sq Ft</td> <td>9</td> <td>Cu Ft</td> <td>10</td> </tr> </tbody> </table>	Dimensions	D	W	H	Overall	20 ³ / ₄	17	37 ³ / ₈	Seat	16	15 ³ / ₄	26 ¹ / ₄	Upholstery		Shipping		COM Ydg	³ / ₄	Ctn Wt	14	COL Sq Ft	9	Cu Ft	10	<table border="0"> <tr><td>COM</td><td>\$1,225</td></tr> <tr><td>A</td><td>\$1,232</td></tr> <tr><td>B</td><td>\$1,244</td></tr> <tr><td>COL/C</td><td>\$1,265</td></tr> <tr><td>D</td><td>\$1,293</td></tr> <tr><td>E</td><td>\$1,316</td></tr> <tr><td>F</td><td>\$1,357</td></tr> <tr><td>G</td><td>\$1,401</td></tr> <tr><td>H</td><td>\$1,438</td></tr> <tr><td>I</td><td>\$1,505</td></tr> <tr><td>J</td><td>\$1,584</td></tr> <tr><td>L1</td><td>\$1,339</td></tr> <tr><td>L2</td><td>\$1,374</td></tr> </table>	COM	\$1,225	A	\$1,232	B	\$1,244	COL/C	\$1,265	D	\$1,293	E	\$1,316	F	\$1,357	G	\$1,401	H	\$1,438	I	\$1,505	J	\$1,584	L1	\$1,339	L2	\$1,374
		Dimensions	D	W	H																																																
Overall	20 ³ / ₄	17	37 ³ / ₈																																																		
Seat	16	15 ³ / ₄	26 ¹ / ₄																																																		
Upholstery		Shipping																																																			
COM Ydg	³ / ₄	Ctn Wt	14																																																		
COL Sq Ft	9	Cu Ft	10																																																		
COM	\$1,225																																																				
A	\$1,232																																																				
B	\$1,244																																																				
COL/C	\$1,265																																																				
D	\$1,293																																																				
E	\$1,316																																																				
F	\$1,357																																																				
G	\$1,401																																																				
H	\$1,438																																																				
I	\$1,505																																																				
J	\$1,584																																																				
L1	\$1,339																																																				
L2	\$1,374																																																				


Description	① Model	Specifications	List Price Per Grade																																																		
37³/₈"h Counter Height Stool with Upholstered Seat and Back 	JU414D · upholstered seat and back · optional matte black, polished aluminum or brass scuff plate available; specify color and add \$26 list each	<table border="1"> <thead> <tr> <th>Dimensions</th> <th>D</th> <th>W</th> <th>H</th> </tr> </thead> <tbody> <tr> <td>Overall</td> <td>20³/₄</td> <td>17</td> <td>37³/₈</td> </tr> <tr> <td>Seat</td> <td>16</td> <td>15³/₄</td> <td>26¹/₄</td> </tr> <tr> <th colspan="2">Upholstery</th> <th colspan="2">Shipping</th> </tr> <tr> <td>COM Ydg</td> <td>³/₄</td> <td>Ctn Wt</td> <td>14</td> </tr> <tr> <td>COL Sq Ft</td> <td>18</td> <td>Cu Ft</td> <td>10</td> </tr> </tbody> </table>	Dimensions	D	W	H	Overall	20 ³ / ₄	17	37 ³ / ₈	Seat	16	15 ³ / ₄	26 ¹ / ₄	Upholstery		Shipping		COM Ydg	³ / ₄	Ctn Wt	14	COL Sq Ft	18	Cu Ft	10	<table border="0"> <tr><td>COM</td><td>\$1,319</td></tr> <tr><td>A</td><td>\$1,326</td></tr> <tr><td>B</td><td>\$1,338</td></tr> <tr><td>COL/C</td><td>\$1,359</td></tr> <tr><td>D</td><td>\$1,387</td></tr> <tr><td>E</td><td>\$1,410</td></tr> <tr><td>F</td><td>\$1,451</td></tr> <tr><td>G</td><td>\$1,495</td></tr> <tr><td>H</td><td>\$1,532</td></tr> <tr><td>I</td><td>\$1,599</td></tr> <tr><td>J</td><td>\$1,678</td></tr> <tr><td>L1</td><td>\$1,573</td></tr> <tr><td>L2</td><td>\$1,643</td></tr> </table>	COM	\$1,319	A	\$1,326	B	\$1,338	COL/C	\$1,359	D	\$1,387	E	\$1,410	F	\$1,451	G	\$1,495	H	\$1,532	I	\$1,599	J	\$1,678	L1	\$1,573	L2	\$1,643
		Dimensions	D	W	H																																																
Overall	20 ³ / ₄	17	37 ³ / ₈																																																		
Seat	16	15 ³ / ₄	26 ¹ / ₄																																																		
Upholstery		Shipping																																																			
COM Ydg	³ / ₄	Ctn Wt	14																																																		
COL Sq Ft	18	Cu Ft	10																																																		
COM	\$1,319																																																				
A	\$1,326																																																				
B	\$1,338																																																				
COL/C	\$1,359																																																				
D	\$1,387																																																				
E	\$1,410																																																				
F	\$1,451																																																				
G	\$1,495																																																				
H	\$1,532																																																				
I	\$1,599																																																				
J	\$1,678																																																				
L1	\$1,573																																																				
L2	\$1,643																																																				


To Order, Specify:


- ① Model Number
- ② Wood Species - Beech
- ③ Wood Finish/Paint Color [See Wood Finish/Paint Color Options](#)
- ④ Plastic Color [See Plastic Color Options](#)
- ⑤ Fabric Selection - vendor, pattern and color
 Visit www.jsifurniture.com/finishes-and-materials/textiles for our textiles program. See selection of standard and graded in manufacturers and patterns.
- ⑥ Optional Rubber Cushion Nylon Glides - no upcharge


Specifications

- Wood species - Beech.
- Plastic is polypropylene.
- Upholstered seats and backs use polyurethane foam.
- Standard with rubber cushion metal glides.

Description	① Model	Specifications			List Price	
42" h Barstool with Plastic Seat and Back 	JU418A · plastic seat and back · optional matte black, polished aluminum or brass scuff plate available; specify color and add \$26 list each	Dimensions	D	W	H	\$1,066
		Overall	22	17 ½	42	
		Seat	16	15 ¾	30 ½	
		Upholstery	Shipping			
		Ctn Wt	15			
		Cu Ft	12			

Description	① Model	Specifications			List Price Per Grade	
42" h Barstool with Upholstered Seat and Plastic Back 	JU418C · upholstered seat · plastic back · optional matte black, polished aluminum or brass scuff plate available; specify color and add \$26 list each	Dimensions	D	W	H	COM \$1,267
		Overall	22	17 ½	42	A \$1,274
		Seat	16	15 ¾	30 ½	B \$1,286
		Upholstery	Shipping			COL/C \$1,307
		Ctn Wt	15		D \$1,335	
		Cu Ft	12		E \$1,358	
					F \$1,399	
					G \$1,443	
					H \$1,480	
					I \$1,547	
					J \$1,626	
					L1 \$1,381	
					L2 \$1,416	

Description	① Model	Specifications			List Price Per Grade	
42" h Barstool with Upholstered Seat and Back 	JU418D · upholstered seat and back · optional matte black, polished aluminum or brass scuff plate available; specify color and add \$26 list each	Dimensions	D	W	H	COM \$1,329
		Overall	22	17 ½	42	A \$1,336
		Seat	16	15 ¾	30 ½	B \$1,348
		Upholstery	Shipping			COL/C \$1,369
		Ctn Wt	15		D \$1,397	
		Cu Ft	12		E \$1,420	
					F \$1,461	
					G \$1,505	
					H \$1,542	
					I \$1,609	
					J \$1,688	
					L1 \$1,583	
					L2 \$1,653	

Description	① Model	Specifications			List Price Per Grade			
Lounge Chair 	JU420D · upholstered seat and back	Dimensions			COM	\$2,038		
		Overall	24 1/2	28 3/4		27	A	\$2,053
		Seat	20	28		17	B	\$2,081
		Upholstery		Shipping		COL/C	\$2,131	
		COM Ydg	1 3/4	Ctn Wt	28		D	\$2,195
		COL Sq Ft	35	Cu Ft	14		E	\$2,250
						F	\$2,345	
				G	\$2,447			
				H	\$2,534			
				I	\$2,691			
				J	\$2,876			
				L1	\$2,522			
				L2	\$2,658			

JUDE

To Order, Specify:

- ① Model Number
- ② Wood Species - Beech
- ③ Wood Finish/Paint Color [See Wood Finish/Paint Color Options](#)
- ④ Plastic Color [See Plastic Color Options](#)
- ⑤ Fabric Selection - vendor, pattern and color
 Visit www.jsifurniture.com/finishes-and-materials/textiles for our textiles program. See selection of standard and graded in manufacturers and patterns.
- ⑥ Optional Rubber Cushion Nylon Glides - no upcharge

Specifications

- Wood species - Beech.
- Plastic is polypropylene.
- Upholstered seats and backs use polyurethane foam.
- Standard with rubber cushion metal glides.

Knox Order Check List:



Specify:

- 1. Model Number
- 2. Fabric Selection - vendor, pattern and color
- 3. Plastic Color or Wood Finish
- 4. Handle Cut Out - upcharge applies
- 5. Arm Option - Arctic Silver Nylon (ASP) or Matte Black Nylon (MBK) - no upcharge
- 6. Optional Wood Cap - add \$101 list per arm
- 7. Metal Frame - upcharge applies for chrome
- 8. Swivel Base - Black Nylon (BL) - no upcharge or Polished Aluminum (PA) - add \$107 list
- 9. Table Top Material - Laminate, Maple or Walnut

Example:

KN3001WUF | **MA1** | **BAR** | **HC** | **MAHARAM** | **MESSENGER** | **NY** | **ASL**
 (model #) | (wood species) | (finish) | (handle cut out) | (fabric vendor) | (pattern name) | (arm) | (metal color)

1. Model Number

2. Fabric Selection - Please supply the following:
Fabric vendor/Pattern name/Pattern color

[For a complete list of JSI Standard and Graded-In Textiles click here](#)

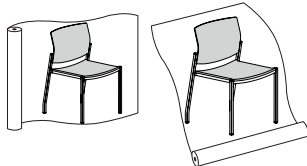
- Indicate direction of fabric - Railroaded or Up the Roll
- Please provide illustration, if available

All COM orders must include the following:

- Vendor's name, pattern name and color
- Sample of the fabric attached to order
- Model numbers of items for fabric application
- Special application instructions (e.g., all stripes will be applied front to back unless specified otherwise)
- Customer and purchase order number

Ship prepaid COM material to:
 JSI
 Attn: COM Dept
 201 East Martin Street
 Receiving B, Dock 71
 Orleans, IN 47452

Application of fabric:
 Railroaded Up the Roll



All COM orders will ship at standard lead time from receipt of COM except for orders requiring special custom matched finishes

3. Plastic Color or Wood Finish Options

Plastic Colors:

BWH	Bright White	SDB	Salty Blue
CYP	Cyberspace	SEB	Secure Blue
GRM	Grey Matters	TBM	Tricorn Black
PON	Poinsettia Red	WGR	Worldly Grey

Maple Wood Species (MA1):

BAR	Barrel	MCH	Mocha
BRK	Brickdust	OBK	Outback
BUF	Buff	PIL	Pilsner
CSK	Cask	PIN	Pinnacle Walnut
CND	Cinder	RAV	Raven
CLY	Clay	RYE	Rye
EGR	Egret	SAB	Sable
FAW	Fawn	SAD	Saddle
FLX	Flax	SIE	Sienna
FLN	Flint	TRF	Truffle
FLO	Florence Walnut	UMB	Umber
LOF	Loft	VAL	Valley
MES	Mesa	WLH	Walnut Heights
MIN	Mineral		

Walnut Wood Species (WA1) - upcharge applies

BRK	Brickdust	PIN	Pinnacle Walnut
CSK	Cask	SIE	Sienna
MES	Mesa	TRF	Truffle
MCH	Mocha	UMB	Umber

Essentials Veneer - Horizontal - upcharge applies

LOF	Loft
-----	------

4. Handle Cut Out Option -

Standard on Plastic Backs
 Optional on Wood Backs, add \$23 list per back
 MBK Matte Black

5. Arm

Structural Nylon - no upcharge
 ASP Arctic Silver
 MBK Matte Black

6. Optional Wood Cap - add \$101 list per arm

7. Metal Frame

Guest/Swivel Chairs & Tables

ABZ Aged Bronze - add \$155 list
 ASL Arctic Silver
 CHR Chrome - add \$103 list
 GLD Gold - add \$155 list
 MBK Matte Black
 PEW Pewter
 SBZ Soft Bronze - add \$155 list

Stools

ABZ Aged Bronze - add \$155 list
 ASL Arctic Silver
 CHR Chrome - add \$127 list
 GLD Gold - add \$155 list
 MBK Matte Black
 PEW Pewter
 SBZ Soft Bronze - add \$155 list

Bariatric & Multiple Seating

ABZ Aged Bronze - add \$155 list
 ASL Arctic Silver
 GLD Gold - add \$155 list
 MBK Matte Black
 PEW Pewter
 SBZ Soft Bronze - add \$155 list

Inline Table Bracket

ASL Arctic Silver
 MBK Matte Black

8. Swivel Base

BL Black Nylon
 PA Polished Aluminum - add \$107 list

9. Top Material Selection on Tables

Laminate:

ALB Alabaster	MES Mesa
BEL Belair	Min Mineral
BLK Black	MCH Mocha
BRK Brickdust	OBK Outback
BBL Bridal Blanco	PIL Pilsner
CSK Cask	PIN Pinnacle Walnut
CLY Clay	SHD Shadow
DWH Designer White	SLG Slate Grey
EGR Egret	UMB Umber
FAW Fawn	VAL Valley
FLN Flint	WLH Walnut Heights
FLO Florence Walnut	WEA Weathered Ash
LOF Loft	ZEN Zen Grey

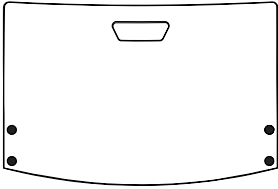
Maple Wood Species:

BAR Barrel	MCH Mocha
BRK Brickdust	OBK Outback
BUF Buff	PIL Pilsner
CSK Cask	PIN Pinnacle Walnut
CND Cinder	RAV Raven
CLY Clay	RYE Rye
EGR Egret	SAB Sable
FAW Fawn	SAD Saddle
FLX Flax	SIE Sienna
FLN Flint	TRF Truffle
FLO Florence Walnut	UMB Umber
LOF Loft	VAL Valley
MES Mesa	WLH Walnut Heights
MIN Mineral	

Walnut Wood Species:

BRK Brickdust	PIN Pinnacle Walnut
CSK Cask	SIE Sienna
MES Mesa	TFL Truffle
MCH Mocha	UMB Umber

Back Materials

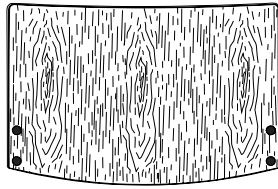


Plastic Back

Available Colors - [see Pg KN2](#)

Handle cut is standard

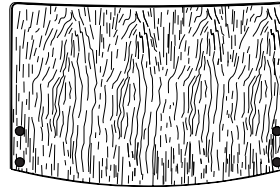
Front fasteners match frame back
Screw caps match plastic color



Maple Veneer Back

Maple Finishes Available - [see Pg KN2](#)

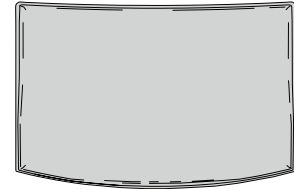
Front fasteners and screw cap covers co-ordinate with frame on armless models;
Front fasteners match frame and arms on arm models



Walnut Veneer

Walnut Finishes Available - [see Pg KN2](#)

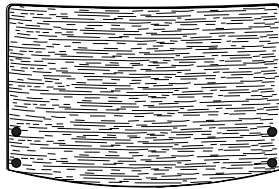
Add \$31 list per back



Upholstered Flex Back

Handle cut is NOT available

All fasteners are hidden on single chairs, stools and bariatric

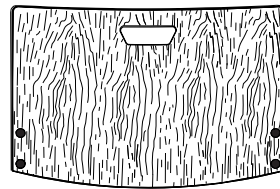


Essentials Veneer - Horizontal

Available Finishes

LOF Loft

Add \$33 list per back



Handle Cut Out

Veneer back only

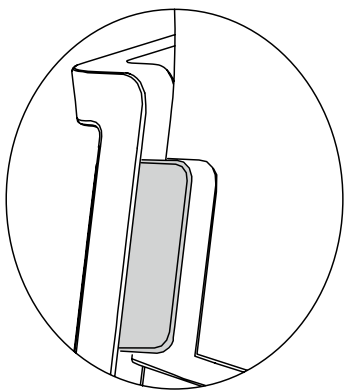
Add \$23 list per back

KNOX

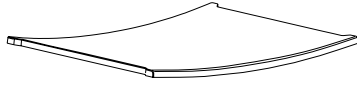
Back Screw Cap Cover

All chairs with plastic on wood backs have screw cap covers on the back side.

Upholstered multiply seating chairs have screw cap covers on the back side. All other upholstered chairs cover the hardware with the upholstery.

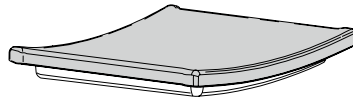


Seat Materials



Plastic Seat

Available Colors - [see Pg KN2](#)




Upholstered Seat

Seat pan offers a recess to add additional comfort
 Seat foam is molded with a high resilient foam

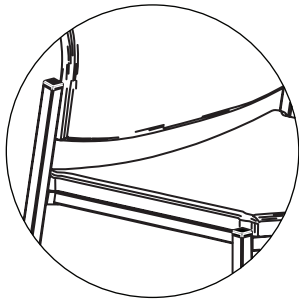
Multiple Fabrics

Units can be specified with a contrasting upholstery. When this feature is determined the unit **will be priced based on the highest grade fabric.** At the time of ordering identify the location of each textile according to the following code.



A = Seat
 B = Back

Arms

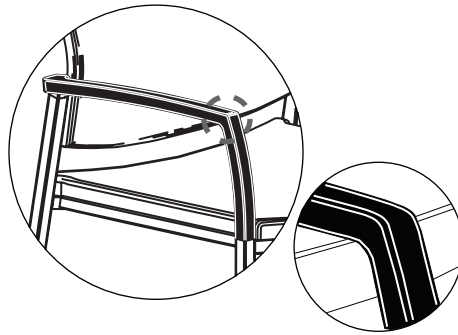


Armless

Available on guest, stools, bariatric and multiple seating

Armless style allows for linking

Tube cap matches the frame color



Flared Arms

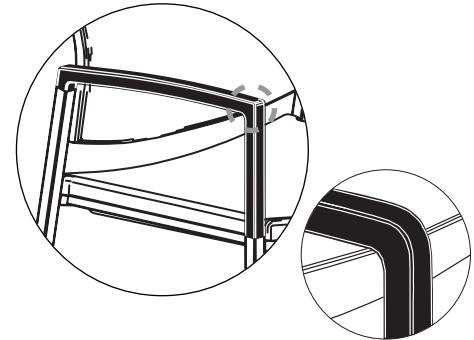
Available on guest, stools, swivels or bariatric

Linking NOT available

Allows for stacking

Structural nylon - no upcharge
arctic silver (ASP)
matte black (MBK)

Wood cap - add \$101 list per arm



Straight Arm

Available on guest, stools, swivels, bariatric and multiple seating

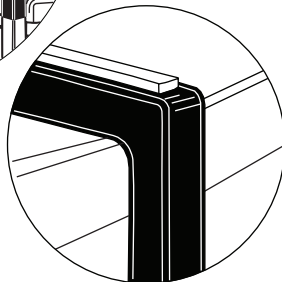
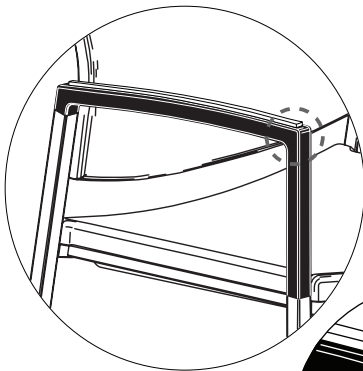
Stacking NOT allowed

Structural nylon - no upcharge
arctic silver (ASP)
matte black (MBK)

Wood cap - add \$101 list per arm

KNOX

Optional Wood Cap



Available on straight and flared arms

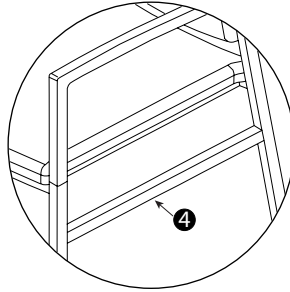
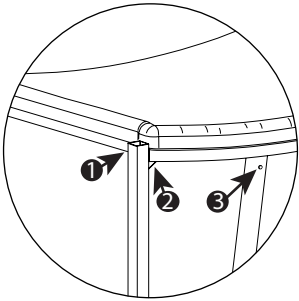
Shaped solid maple
All standard maple finishes and coordinate finishes available

Add \$101 list per arm

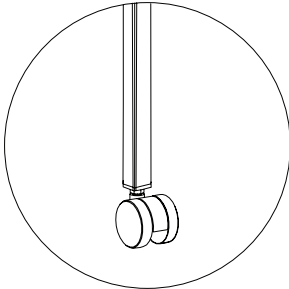
Specifications

Frame Construction

1. Tubular steel frame, 1 7/8", 12 gauge fabricated welded frame.
2. Caster and Bariatric chair frames have a gusset for additional strength.
3. All guest frames have a clear neoprene bumper on the inside of the leg to protect finish when stacking.
4. Multiple seating frames have front to back stretcher on each side section.
5. Multiple seating starter, adders and ender sections bolt together for assembly, instructions are included.

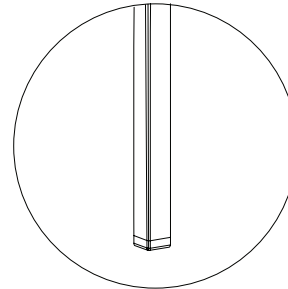


Casters



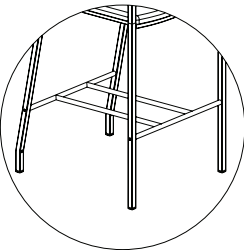
Guest chairs ending in a **C** are standard with a 50mm black nylon dual wheel caster.

Glides



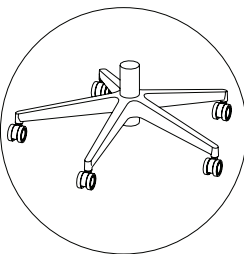
All other guest chairs, multiple seating, bariatric and stools are standard with nylon glides, color matched to frame

Foot Rail On Counter Stools

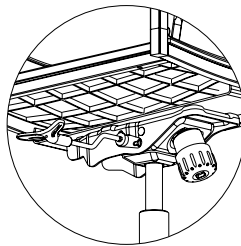


foot rail matches the frame color

Swivel Seating



black polyurethane base (standard)
polished aluminum base (optional)



limited tilt mechanism with tension adjustment and tilt lock -
pneumatic height adjustment

optional conference height mechanism

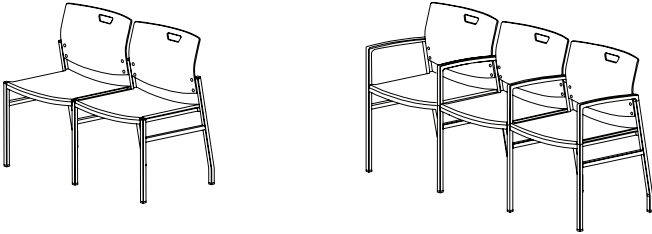
KNOX

Creating Configurations with Chairs and Tables

Knox provides multiple seating, linking brackets and connecting brackets to build an array of solutions for public seating needs, see examples on the next page and learn the building blocks below.

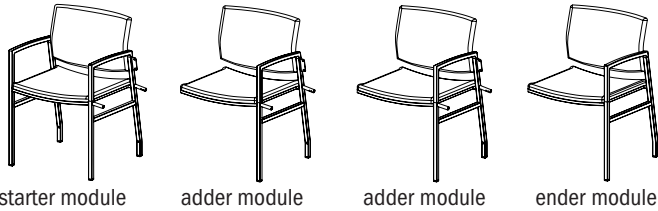
Multiple Seating

Unique model numbers have been created for two and three seat units.



Modular Multiple Seating

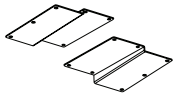
Multiple seating can also be ordered using modular components and assembled in the field. This allows for a row of chairs greater than three seats and only using one starter module. Adder and ender modules are shipped KD, instructions included.



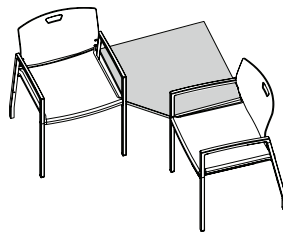
starter module adder module adder module ender module

Connecting Tables

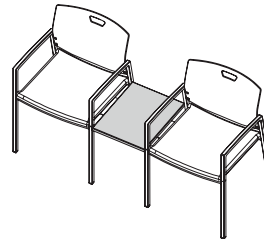
Tables can be added to any guest, bariatric or freestanding multiple seating model. Connecting brackets are installed on the underneath side of the table and require field installation.



connecting brackets included with table



corner table



in-line table



Linked Seating

Guest, bariatric and freestanding multiple seating models can be linked together with linking brackets.

Brackets attach under seat rail and are installed in the field.



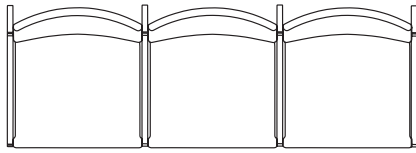
linking brackets sold separately KN30BRKT



Linking, connecting and modular multiple seating available on armless and straight arm models with glides.

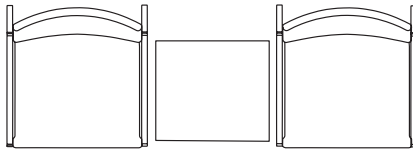
Configuration Typicals

KN001



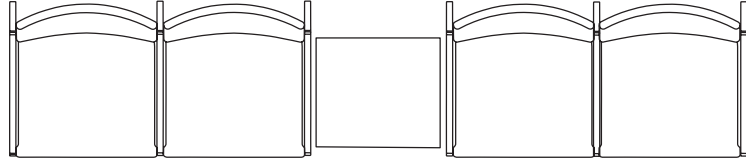
three
seat unit

KN002



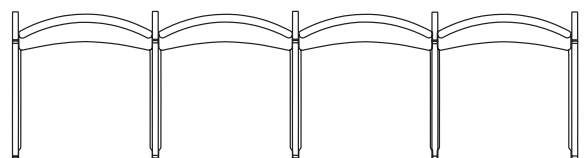
single
seat unit in-line
table single
seat unit

KN003



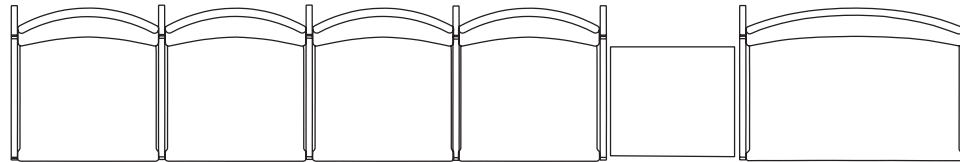
two
seat unit in-line
table two
seat unit

KN004



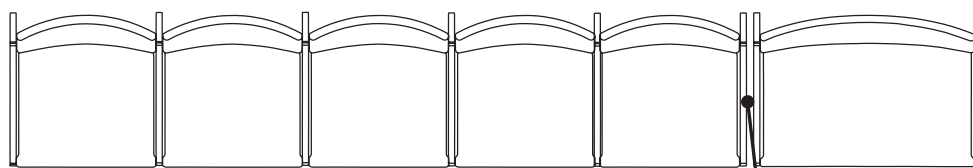
starter
module adder
module adder
module ender
module

KN005



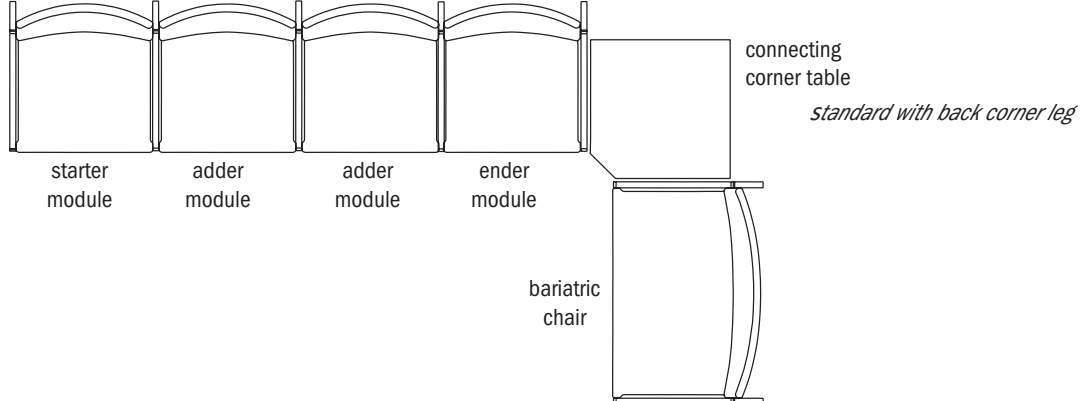
starter
module adder
module adder
module ender
module in-line
table bariatric
chair

KN006



starter
module adder
module adder
module adder
module ender
module linking
brackets bariatric
chair



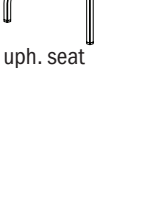

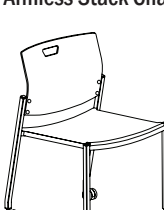

KN007



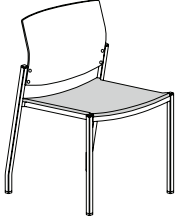
starter
module adder
module adder
module ender
module

connecting
corner table
standard with back corner leg

bariatric
chair

Description	① Model	Specifications	List Price Per Grade																								
<p>Armless Stack Chair</p>  <p>plastic seat</p>  <p>uph. seat</p>	<p>KN3003PP - All Plastic KN3003PU - Seat Uph.</p> <ul style="list-style-type: none"> · stacks six high · linking bracket available, order separately, see page KN33 · passes a 500 lb load rating test · wall saver 	<table border="1"> <thead> <tr> <th>Dimensions</th> <th>D</th> <th>W</th> <th>H</th> </tr> </thead> <tbody> <tr> <td>Overall</td> <td>21 ¼</td> <td>21 ¼</td> <td>32</td> </tr> <tr> <td>Seat</td> <td>17 ¾</td> <td>19</td> <td>18 ½</td> </tr> <tr> <th colspan="2">Upholstery</th> <th colspan="2">Shipping</th> </tr> <tr> <td>COM Ydg</td> <td>¾</td> <td>Ctn Wt</td> <td>15</td> </tr> <tr> <td>COL Sq Ft</td> <td>14</td> <td>Cu Ft</td> <td>11</td> </tr> </tbody> </table>	Dimensions	D	W	H	Overall	21 ¼	21 ¼	32	Seat	17 ¾	19	18 ½	Upholstery		Shipping		COM Ydg	¾	Ctn Wt	15	COL Sq Ft	14	Cu Ft	11	<p>All Plastic \$512 COM \$668 A \$675 B \$687 COL/C \$708 D \$736 E \$759 F \$800 G \$844 H \$881 I \$948 J \$1,027 L1 \$852 L2 \$905</p>
Dimensions	D	W	H																								
Overall	21 ¼	21 ¼	32																								
Seat	17 ¾	19	18 ½																								
Upholstery		Shipping																									
COM Ydg	¾	Ctn Wt	15																								
COL Sq Ft	14	Cu Ft	11																								
<p>Armless Stack Chair with Casters</p>  <p>plastic seat</p>  <p>uph. seat</p>	<p>KN3003PPC - All Plastic KN3003PUC - Seat Uph.</p> <ul style="list-style-type: none"> · stacks six high · wall saver 	<table border="1"> <thead> <tr> <th>Dimensions</th> <th>D</th> <th>W</th> <th>H</th> </tr> </thead> <tbody> <tr> <td>Overall</td> <td>21 ¼</td> <td>21 ¼</td> <td>32</td> </tr> <tr> <td>Seat</td> <td>17 ¾</td> <td>19</td> <td>18 ½</td> </tr> <tr> <th colspan="2">Upholstery</th> <th colspan="2">Shipping</th> </tr> <tr> <td>COM Ydg</td> <td>¾</td> <td>Ctn Wt</td> <td>15</td> </tr> <tr> <td>COL Sq Ft</td> <td>14</td> <td>Cu Ft</td> <td>11</td> </tr> </tbody> </table>	Dimensions	D	W	H	Overall	21 ¼	21 ¼	32	Seat	17 ¾	19	18 ½	Upholstery		Shipping		COM Ydg	¾	Ctn Wt	15	COL Sq Ft	14	Cu Ft	11	<p>All Plastic \$539 COM \$699 A \$706 B \$718 COL/C \$739 D \$767 E \$790 F \$831 G \$875 H \$912 I \$979 J \$1,058 L1 \$883 L2 \$936</p>
Dimensions	D	W	H																								
Overall	21 ¼	21 ¼	32																								
Seat	17 ¾	19	18 ½																								
Upholstery		Shipping																									
COM Ydg	¾	Ctn Wt	15																								
COL Sq Ft	14	Cu Ft	11																								
<p>Armless Stack Chair with Casters</p>  <p>plastic seat</p>  <p>uph. seat</p>	<p>KN3003PPC-3 - All Plastic KN3003PUC-3 - Seat Uph.</p> <ul style="list-style-type: none"> · sets of 3 packaged together - must have all same options · stacks six high · wall saver 	<table border="1"> <thead> <tr> <th>Dimensions</th> <th>D</th> <th>W</th> <th>H</th> </tr> </thead> <tbody> <tr> <td>Overall</td> <td>21 ¼</td> <td>21 ¼</td> <td>32</td> </tr> <tr> <td>Seat</td> <td>17 ¾</td> <td>19</td> <td>18 ½</td> </tr> <tr> <th colspan="2">Upholstery</th> <th colspan="2">Shipping</th> </tr> <tr> <td>COM Ydg</td> <td>1 ½</td> <td>Ctn Wt</td> <td>41</td> </tr> <tr> <td>COL Sq Ft</td> <td>27</td> <td>Cu Ft</td> <td>15</td> </tr> </tbody> </table>	Dimensions	D	W	H	Overall	21 ¼	21 ¼	32	Seat	17 ¾	19	18 ½	Upholstery		Shipping		COM Ydg	1 ½	Ctn Wt	41	COL Sq Ft	27	Cu Ft	15	<p>All Plastic \$1,318 COM \$1,700 A \$1,713 B \$1,737 COL/C \$1,780 D \$1,835 E \$1,881 F \$1,963 G \$2,051 H \$2,126 I \$2,260 J \$2,418 L1 \$2,068 L2 \$2,173</p>
Dimensions	D	W	H																								
Overall	21 ¼	21 ¼	32																								
Seat	17 ¾	19	18 ½																								
Upholstery		Shipping																									
COM Ydg	1 ½	Ctn Wt	41																								
COL Sq Ft	27	Cu Ft	15																								

KNOX

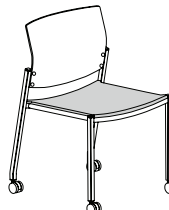

Description	① Model	Specifications				List Price Per Grade	
Armless Stack Chair - Wood Back/Upholstered Seat 	KN3003WU <ul style="list-style-type: none"> stacks six high standard maple veneer back available in maple finishes optional walnut veneer back available in walnut finishes; add \$31 list optional essentials veneer - horizontal; add \$33 list optional handle cut out; add \$23 list linking bracket available, order separately, see page KN33 passes a 500 lb load rating test wall saver 	Dimensions		D	W	H	COM \$884
		Overall	21 ¼	21 ¼	32	A \$891	
		Seat	17 ¾	19	18 ½	B \$903	
		Upholstery		Shipping		COL/C \$924	
		COM Ydg	¾	Ctn Wt	16	D \$952	
		COL Sq Ft	14	Cu Ft	11	E \$975	
						F \$1,016	
						G \$1,060	
						H \$1,097	
						I \$1,164	
						J \$1,243	
						L1 \$1,068	
						L2 \$1,121	

KN3003WU-3 <ul style="list-style-type: none"> sets of 3 packaged together - must have all same options stacks six high standard maple veneer back available in maple finishes optional walnut veneer back available in walnut finishes; add \$93 list optional essentials veneer - horizontal; add \$99 list optional handle cut out; add \$67 list linking bracket available, order separately, see page KN33 passes a 500 lb load rating test wall saver 	Dimensions		D	W	H	COM \$2,236
	Overall	21 ¼	21 ¼	32	A \$2,249	
	Seat	17 ¾	19	18 ½	B \$2,273	
	Upholstery		Shipping		COL/C \$2,316	
	COM Ydg	1 ½	Ctn Wt	44	D \$2,371	
	COL Sq Ft	27	Cu Ft	15	E \$2,417	
					F \$2,499	
					G \$2,587	
					H \$2,662	
					I \$2,796	
					J \$2,954	
					L1 \$2,604	
					L2 \$2,709	

To Order, Specify:

- ① Model Number
- ② Fabric Selection - vendor, pattern and color
Visit www.jsifurniture.com/finishes-and-materials/textiles for our textiles program. See selection of standard and graded in manufacturers and patterns.
- ③ Plastic Color or Wood Finish - [See Plastic Color or Wood Finish Options](#)
 - a. Plastic Back - standard
 - b. Maple Back - standard
 - c. Walnut Back - add \$31 list per back
 - d. Essentials Veneer - Horizontal - add \$33 list per back
- ④ Handle Cut Out - add \$23 list per veneer back
- ⑦ Metal Frame Finish - [See Metal Frame Options](#)

KNOX

Description	① Model	Specifications				List Price Per Grade	
Armless Stack Chair with Casters - Wood Back/Upholstered Seat 	KN3003WUC · stacks six high · standard maple veneer back available in maple finishes · optional walnut veneer back available in walnut finishes; add \$31 list · optional essentials veneer - horizontal; add \$33 list · optional handle cut out; add \$23 list · wall saver	Dimensions				COM \$908	
		Overall	D	W	H	A \$915	
		Seat	D	W	H	B \$927	
		Upholstery		Shipping		COL/C \$948	
		COM Ydg	3/4	Ctn Wt	16	D \$976	
		COL Sq Ft	14	Cu Ft	11	E \$999	
						F \$1,040	
						G \$1,084	
						H \$1,121	
						I \$1,188	
						J \$1,267	
						L1 \$1,092	
						L2 \$1,145	
		KN3003WUC-3 · sets of 3 packaged together - must have all same options · stacks six high · standard maple veneer back available in maple finishes · optional walnut veneer back available in walnut finishes; add \$93 list · optional essentials veneer - horizontal; add \$99 list · optional handle cut out; add \$67 list · wall saver	Dimensions				COM \$2,295
			Overall	D	W	H	A \$2,308
		Seat	D	W	H	B \$2,332	
		Upholstery		Shipping		COL/C \$2,375	
		COM Ydg	1 1/2	Ctn Wt	44	D \$2,430	
		COL Sq Ft	27	Cu Ft	15	E \$2,476	
						F \$2,558	
						G \$2,646	
						H \$2,721	
						I \$2,855	
						J \$3,013	
						L1 \$2,663	
						L2 \$2,768	
Armless Stack Chair - All Upholstered 	KN3003UU · stacks six high · multiple fabrics, see page KN5 · linking bracket available, order separately, see page KN33 · passes a 500 lb load rating test · wall saver	Dimensions				COM \$808	
		Overall	D	W	H	A \$819	
		Seat	D	W	H	B \$839	
		Upholstery		Shipping		COL/C \$875	
		COM Ydg	1 1/4	Ctn Wt	17	D \$920	
		COL Sq Ft	23	Cu Ft	11	E \$959	
						F \$1,027	
						G \$1,100	
						H \$1,163	
						I \$1,274	
						J \$1,407	
						L1 \$1,115	
						L2 \$1,202	
		KN3003UU-3 · sets of 3 packaged together - must have all same options · stacks six high · multiple fabrics, see page KN5 · linking bracket available, order separately, see page KN33 · passes a 500 lb load rating test · wall saver	Dimensions				COM \$2,059
			Overall	D	W	H	A \$2,082
		Seat	D	W	H	B \$2,127	
		Upholstery		Shipping		COL/C \$2,205	
		COM Ydg	2 3/4	Ctn Wt	47	D \$2,306	
		COL Sq Ft	50	Cu Ft	15	E \$2,391	
						F \$2,541	
						G \$2,702	
						H \$2,839	
						I \$3,085	
						J \$3,375	
						L1 \$2,734	
						L2 \$2,926	

KNOX

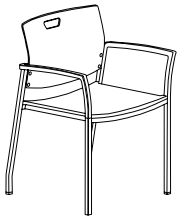
Description

① Model


Specifications

List Price Per Grade

Flared Arm Stack Chair



plastic seat



uph. seat

- KN3001PPF - All Plastic**
KN3001PUF - Seat Uph.
- stacks six high
 - maple wood trim arm caps available on standard nylon arms; add \$201
 - passes a 500 lb load rating test
 - wall saver

Dimensions	D	W	H
Overall	21 ¼	24 ⅞	32
Seat	17 ¾	21 ½	18 ½
Arm			26 ⅝
Upholstery		Shipping	
COM Ydg	¾	Ctn Wt	16
COL Sq Ft	14	Cu Ft	12

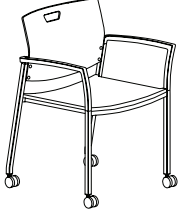

- All Plastic \$610
 COM \$757
 A \$764
 B \$776
 COL/C \$797
 D \$825
 E \$848
 F \$889
 G \$933
 H \$970
 I \$1,037
 J \$1,116
 L1 \$941
 L2 \$994

- KN3001PPF-3 - All Plastic**
KN3001PUF-3 - Seat Uph.
- sets of 3 packaged together - must have all same options
 - stacks six high
 - maple wood trim arm caps available on standard nylon arms; add \$301
 - passes a 500 lb load rating test
 - wall saver

Dimensions	D	W	H
Overall	21 ¼	24 ⅞	32
Seat	17 ¾	21 ½	18 ½
Arm			26 ⅝
Upholstery		Shipping	
COM Ydg	1 ½	Ctn Wt	44
COL Sq Ft	27	Cu Ft	16

- All Plastic \$1,586
 COM \$1,968
 A \$1,981
 B \$2,005
 COL/C \$2,048
 D \$2,103
 E \$2,149
 F \$2,231
 G \$2,319
 H \$2,394
 I \$2,528
 J \$2,686
 L1 \$2,336
 L2 \$2,441

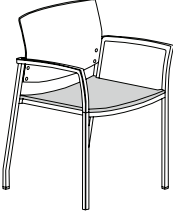
KNOX

Description	Model	Specifications	List Price Per Grade																												
Flared Arm Stack Chair with Casters  plastic seat	KN3001PPFC - All Plastic KN3001PUFC - Seat Uph. · stacks six high · maple wood trim arm caps available on standard nylon arms; add \$201 list · wall saver	<table border="1"> <thead> <tr> <th>Dimensions</th> <th>D</th> <th>W</th> <th>H</th> </tr> </thead> <tbody> <tr> <td>Overall</td> <td>21 ¼</td> <td>24 ⅛</td> <td>32</td> </tr> <tr> <td>Seat</td> <td>17 ¾</td> <td>21 ½</td> <td>18 ½</td> </tr> <tr> <td>Arm</td> <td colspan="3">26 ⅝</td> </tr> <tr> <th colspan="2">Upholstery</th> <th colspan="2">Shipping</th> </tr> <tr> <td>COM Ydg</td> <td>¾</td> <td>Ctn Wt</td> <td>16</td> </tr> <tr> <td>COL Sq Ft</td> <td>14</td> <td>Cu Ft</td> <td>12</td> </tr> </tbody> </table>	Dimensions	D	W	H	Overall	21 ¼	24 ⅛	32	Seat	17 ¾	21 ½	18 ½	Arm	26 ⅝			Upholstery		Shipping		COM Ydg	¾	Ctn Wt	16	COL Sq Ft	14	Cu Ft	12	All Plastic \$633 COM \$778 A \$785 B \$797 COL/C \$818 D \$846 E \$869 F \$910 G \$954 H \$991 I \$1,058 J \$1,137 L1 \$962 L2 \$1,015
		Dimensions	D	W	H																										
Overall	21 ¼	24 ⅛	32																												
Seat	17 ¾	21 ½	18 ½																												
Arm	26 ⅝																														
Upholstery		Shipping																													
COM Ydg	¾	Ctn Wt	16																												
COL Sq Ft	14	Cu Ft	12																												
 uph. seat	KN3001PPFC-3 - All Plastic KN3001PUFC-3 - Seat Uph. · sets of 3 packaged together - must have all same options · stacks six high · maple wood trim arm caps available on standard nylon arms; add \$301 list · wall saver	<table border="1"> <thead> <tr> <th>Dimensions</th> <th>D</th> <th>W</th> <th>H</th> </tr> </thead> <tbody> <tr> <td>Overall</td> <td>21 ¼</td> <td>24 ⅛</td> <td>32</td> </tr> <tr> <td>Seat</td> <td>17 ¾</td> <td>21 ½</td> <td>18 ½</td> </tr> <tr> <td>Arm</td> <td colspan="3">26 ⅝</td> </tr> <tr> <th colspan="2">Upholstery</th> <th colspan="2">Shipping</th> </tr> <tr> <td>COM Ydg</td> <td>1 ½</td> <td>Ctn Wt</td> <td>44</td> </tr> <tr> <td>COL Sq Ft</td> <td>27</td> <td>Cu Ft</td> <td>16</td> </tr> </tbody> </table>	Dimensions	D	W	H	Overall	21 ¼	24 ⅛	32	Seat	17 ¾	21 ½	18 ½	Arm	26 ⅝			Upholstery		Shipping		COM Ydg	1 ½	Ctn Wt	44	COL Sq Ft	27	Cu Ft	16	All Plastic \$1,640 COM \$2,022 A \$2,035 B \$2,059 COL/C \$2,102 D \$2,157 E \$2,203 F \$2,285 G \$2,373 H \$2,448 I \$2,582 J \$2,740 L1 \$2,390 L2 \$2,495
Dimensions	D	W	H																												
Overall	21 ¼	24 ⅛	32																												
Seat	17 ¾	21 ½	18 ½																												
Arm	26 ⅝																														
Upholstery		Shipping																													
COM Ydg	1 ½	Ctn Wt	44																												
COL Sq Ft	27	Cu Ft	16																												

KNOX


To Order, Specify:

- ① Model Number
- ② Fabric Selection - vendor, pattern and color
 Visit www.jsifurniture.com/finishes-and-materials/textiles for our textiles program.
 See selection of standard and graded in manufacturers and patterns.
- ③ Plastic Color or Wood Finish - [See Plastic Color or Wood Finish Options](#)
 - a. Plastic Back - standard
 - b. Maple Back - standard
 - c. Walnut Back - add \$31 list per back
 - d. Essentials Veneer - Horizontal - add \$33 list per back
- ④ Handle Cut Out - add \$23 list per veneer back
- ⑦ Metal Frame Finish - [See Metal Frame Options](#)

Description	① Model	Specifications	List Price Per Grade																										
Flared Arm Stack Chair - Wood Back/Upholstered Seat 	KN3001WUF <ul style="list-style-type: none"> · stacks six high · standard maple veneer back available in maple finishes · optional walnut veneer back available in walnut finishes; add \$31 list · optional essentials veneer - horizontal; add \$33 list · optional handle cut out; add \$23 list · nylon arms available in matte black or arctic silver · maple wood trim arm caps available on standard nylon arms; add \$201 list · passes a 500 lb load rating test · wall saver 	<table border="1"> <thead> <tr> <th>Dimensions</th> <th>D</th> <th>W</th> <th>H</th> </tr> </thead> <tbody> <tr> <td>Overall</td> <td>21 ¼</td> <td>24 ⅛</td> <td>32</td> </tr> <tr> <td>Seat</td> <td>17 ¾</td> <td>21 ½</td> <td>18 ½</td> </tr> <tr> <td>Arm</td> <td></td> <td></td> <td>26 ⅝</td> </tr> </tbody> </table>	Dimensions	D	W	H	Overall	21 ¼	24 ⅛	32	Seat	17 ¾	21 ½	18 ½	Arm			26 ⅝	<table border="1"> <thead> <tr> <th>Upholstery</th> <th>Shipping</th> </tr> </thead> <tbody> <tr> <td>COM Ydg</td> <td>¾ Ctn Wt 16</td> </tr> <tr> <td>COL Sq Ft</td> <td>14 Cu Ft 12</td> </tr> </tbody> </table>	Upholstery	Shipping	COM Ydg	¾ Ctn Wt 16	COL Sq Ft	14 Cu Ft 12				
		Dimensions	D	W	H																								
Overall	21 ¼	24 ⅛	32																										
Seat	17 ¾	21 ½	18 ½																										
Arm			26 ⅝																										
Upholstery	Shipping																												
COM Ydg	¾ Ctn Wt 16																												
COL Sq Ft	14 Cu Ft 12																												
			<table border="1"> <tbody> <tr><td>COM</td><td>\$980</td></tr> <tr><td>A</td><td>\$987</td></tr> <tr><td>B</td><td>\$999</td></tr> <tr><td>COL/C</td><td>\$1,020</td></tr> <tr><td>D</td><td>\$1,048</td></tr> <tr><td>E</td><td>\$1,071</td></tr> <tr><td>F</td><td>\$1,112</td></tr> <tr><td>G</td><td>\$1,156</td></tr> <tr><td>H</td><td>\$1,193</td></tr> <tr><td>I</td><td>\$1,260</td></tr> <tr><td>J</td><td>\$1,339</td></tr> <tr><td>L1</td><td>\$1,164</td></tr> <tr><td>L2</td><td>\$1,217</td></tr> </tbody> </table>	COM	\$980	A	\$987	B	\$999	COL/C	\$1,020	D	\$1,048	E	\$1,071	F	\$1,112	G	\$1,156	H	\$1,193	I	\$1,260	J	\$1,339	L1	\$1,164	L2	\$1,217
COM	\$980																												
A	\$987																												
B	\$999																												
COL/C	\$1,020																												
D	\$1,048																												
E	\$1,071																												
F	\$1,112																												
G	\$1,156																												
H	\$1,193																												
I	\$1,260																												
J	\$1,339																												
L1	\$1,164																												
L2	\$1,217																												

KNOX

KN3001WUF-3 <ul style="list-style-type: none"> · sets of 3 packaged together - must have all same options · stacks six high · standard maple veneer back available in maple finishes · optional walnut veneer back available in walnut finishes; add \$93 list · optional essentials veneer - horizontal; add \$99 list · optional handle cut out; add \$67 list · nylon arms available in matte black or arctic silver · maple wood trim arm caps available on standard nylon arms; add \$301 list · passes a 500 lb load rating test · wall saver 	<table border="1"> <thead> <tr> <th>Dimensions</th> <th>D</th> <th>W</th> <th>H</th> </tr> </thead> <tbody> <tr> <td>Overall</td> <td>21 ¼</td> <td>24 ⅛</td> <td>32</td> </tr> <tr> <td>Seat</td> <td>17 ¾</td> <td>21 ½</td> <td>18 ½</td> </tr> <tr> <td>Arm</td> <td></td> <td></td> <td>26 ⅝</td> </tr> </tbody> </table>	Dimensions	D	W	H	Overall	21 ¼	24 ⅛	32	Seat	17 ¾	21 ½	18 ½	Arm			26 ⅝	<table border="1"> <thead> <tr> <th>Upholstery</th> <th>Shipping</th> </tr> </thead> <tbody> <tr> <td>COM Ydg</td> <td>1 ½ Ctn Wt 44</td> </tr> <tr> <td>COL Sq Ft</td> <td>27 Cu Ft 16</td> </tr> </tbody> </table>	Upholstery	Shipping	COM Ydg	1 ½ Ctn Wt 44	COL Sq Ft	27 Cu Ft 16				
	Dimensions	D	W	H																								
Overall	21 ¼	24 ⅛	32																									
Seat	17 ¾	21 ½	18 ½																									
Arm			26 ⅝																									
Upholstery	Shipping																											
COM Ydg	1 ½ Ctn Wt 44																											
COL Sq Ft	27 Cu Ft 16																											
		<table border="1"> <tbody> <tr><td>COM</td><td>\$2,481</td></tr> <tr><td>A</td><td>\$2,494</td></tr> <tr><td>B</td><td>\$2,518</td></tr> <tr><td>COL/C</td><td>\$2,561</td></tr> <tr><td>D</td><td>\$2,616</td></tr> <tr><td>E</td><td>\$2,662</td></tr> <tr><td>F</td><td>\$2,744</td></tr> <tr><td>G</td><td>\$2,832</td></tr> <tr><td>H</td><td>\$2,907</td></tr> <tr><td>I</td><td>\$3,041</td></tr> <tr><td>J</td><td>\$3,199</td></tr> <tr><td>L1</td><td>\$2,849</td></tr> <tr><td>L2</td><td>\$2,954</td></tr> </tbody> </table>	COM	\$2,481	A	\$2,494	B	\$2,518	COL/C	\$2,561	D	\$2,616	E	\$2,662	F	\$2,744	G	\$2,832	H	\$2,907	I	\$3,041	J	\$3,199	L1	\$2,849	L2	\$2,954
COM	\$2,481																											
A	\$2,494																											
B	\$2,518																											
COL/C	\$2,561																											
D	\$2,616																											
E	\$2,662																											
F	\$2,744																											
G	\$2,832																											
H	\$2,907																											
I	\$3,041																											
J	\$3,199																											
L1	\$2,849																											
L2	\$2,954																											


Description	1 Model	Specifications	List Price Per Grade																																										
Flared Arm Chair with Casters - Wood Back/Upholstered Seat 	KN3001WUFC · stacks six high · standard maple veneer back available in maple finishes · optional walnut veneer back available in walnut finishes; add \$31 list · optional essentials veneer - horizontal; add \$33 list · optional handle cut out; add \$23 list · maple wood trim arm caps available on standard nylon arms; add \$201 list · wall saver	<table border="1"> <thead> <tr> <th>Dimensions</th> <th>D</th> <th>W</th> <th>H</th> </tr> </thead> <tbody> <tr> <td>Overall</td> <td>21 ¼</td> <td>24 ½</td> <td>32</td> </tr> <tr> <td>Seat</td> <td>17 ¾</td> <td>21 ½</td> <td>18 ½</td> </tr> <tr> <td>Arm</td> <td></td> <td></td> <td>26 ½</td> </tr> </tbody> </table>	Dimensions	D	W	H	Overall	21 ¼	24 ½	32	Seat	17 ¾	21 ½	18 ½	Arm			26 ½	<table border="1"> <tbody> <tr> <td>COM</td> <td>\$1,001</td> </tr> <tr> <td>A</td> <td>\$1,008</td> </tr> <tr> <td>B</td> <td>\$1,020</td> </tr> <tr> <td>COL/C</td> <td>\$1,041</td> </tr> <tr> <td>D</td> <td>\$1,069</td> </tr> <tr> <td>E</td> <td>\$1,092</td> </tr> <tr> <td>F</td> <td>\$1,133</td> </tr> <tr> <td>G</td> <td>\$1,177</td> </tr> <tr> <td>H</td> <td>\$1,214</td> </tr> <tr> <td>I</td> <td>\$1,281</td> </tr> <tr> <td>J</td> <td>\$1,360</td> </tr> <tr> <td>L1</td> <td>\$1,185</td> </tr> <tr> <td>L2</td> <td>\$1,238</td> </tr> </tbody> </table>	COM	\$1,001	A	\$1,008	B	\$1,020	COL/C	\$1,041	D	\$1,069	E	\$1,092	F	\$1,133	G	\$1,177	H	\$1,214	I	\$1,281	J	\$1,360	L1	\$1,185	L2	\$1,238
		Dimensions	D	W	H																																								
Overall	21 ¼	24 ½	32																																										
Seat	17 ¾	21 ½	18 ½																																										
Arm			26 ½																																										
COM	\$1,001																																												
A	\$1,008																																												
B	\$1,020																																												
COL/C	\$1,041																																												
D	\$1,069																																												
E	\$1,092																																												
F	\$1,133																																												
G	\$1,177																																												
H	\$1,214																																												
I	\$1,281																																												
J	\$1,360																																												
L1	\$1,185																																												
L2	\$1,238																																												
		<table border="1"> <thead> <tr> <th>Upholstery</th> <th colspan="2">Shipping</th> </tr> </thead> <tbody> <tr> <td>COM Ydg</td> <td>¾</td> <td>Ctn Wt 16</td> </tr> <tr> <td>COL Sq Ft</td> <td>14</td> <td>Cu Ft 12</td> </tr> </tbody> </table>	Upholstery	Shipping		COM Ydg	¾	Ctn Wt 16	COL Sq Ft	14	Cu Ft 12																																		
Upholstery	Shipping																																												
COM Ydg	¾	Ctn Wt 16																																											
COL Sq Ft	14	Cu Ft 12																																											

	KN3001WUFC-3 · sets of 3 packaged together - must have all same options · stacks six high · standard maple veneer back available in maple finishes · optional walnut veneer back available in walnut finishes; add \$93 list · optional essentials veneer - horizontal; add \$99 list · optional handle cut out; add \$67 list · nylon arms available in matte black or arctic silver · maple wood trim arm caps available on standard nylon arms; add \$301 list · wall saver	<table border="1"> <thead> <tr> <th>Dimensions</th> <th>D</th> <th>W</th> <th>H</th> </tr> </thead> <tbody> <tr> <td>Overall</td> <td>21 ¼</td> <td>24 ½</td> <td>32</td> </tr> <tr> <td>Seat</td> <td>17 ¾</td> <td>21 ½</td> <td>18 ½</td> </tr> <tr> <td>Arm</td> <td></td> <td></td> <td>26 ½</td> </tr> </tbody> </table>	Dimensions	D	W	H	Overall	21 ¼	24 ½	32	Seat	17 ¾	21 ½	18 ½	Arm			26 ½	<table border="1"> <tbody> <tr> <td>COM</td> <td>\$2,537</td> </tr> <tr> <td>A</td> <td>\$2,550</td> </tr> <tr> <td>B</td> <td>\$2,574</td> </tr> <tr> <td>COL/C</td> <td>\$2,617</td> </tr> <tr> <td>D</td> <td>\$2,672</td> </tr> <tr> <td>E</td> <td>\$2,718</td> </tr> <tr> <td>F</td> <td>\$2,800</td> </tr> <tr> <td>G</td> <td>\$2,888</td> </tr> <tr> <td>H</td> <td>\$2,963</td> </tr> <tr> <td>I</td> <td>\$3,097</td> </tr> <tr> <td>J</td> <td>\$3,255</td> </tr> <tr> <td>L1</td> <td>\$2,905</td> </tr> <tr> <td>L2</td> <td>\$3,010</td> </tr> </tbody> </table>	COM	\$2,537	A	\$2,550	B	\$2,574	COL/C	\$2,617	D	\$2,672	E	\$2,718	F	\$2,800	G	\$2,888	H	\$2,963	I	\$3,097	J	\$3,255	L1	\$2,905	L2	\$3,010
Dimensions	D	W	H																																										
Overall	21 ¼	24 ½	32																																										
Seat	17 ¾	21 ½	18 ½																																										
Arm			26 ½																																										
COM	\$2,537																																												
A	\$2,550																																												
B	\$2,574																																												
COL/C	\$2,617																																												
D	\$2,672																																												
E	\$2,718																																												
F	\$2,800																																												
G	\$2,888																																												
H	\$2,963																																												
I	\$3,097																																												
J	\$3,255																																												
L1	\$2,905																																												
L2	\$3,010																																												
		<table border="1"> <thead> <tr> <th>Upholstery</th> <th colspan="2">Shipping</th> </tr> </thead> <tbody> <tr> <td>COM Ydg</td> <td>1 ½</td> <td>Ctn Wt 44</td> </tr> <tr> <td>COL Sq Ft</td> <td>27</td> <td>Cu Ft 16</td> </tr> </tbody> </table>	Upholstery	Shipping		COM Ydg	1 ½	Ctn Wt 44	COL Sq Ft	27	Cu Ft 16																																		
Upholstery	Shipping																																												
COM Ydg	1 ½	Ctn Wt 44																																											
COL Sq Ft	27	Cu Ft 16																																											


To Order, Specify:

- 1 Model Number
- 2 Fabric Selection - vendor, pattern and color
 Visit www.jsifurniture.com/finishes-and-materials/textiles for our textiles program.
 See selection of standard and graded in manufacturers and patterns.
- 3 Plastic Color or Wood Finish - [See Plastic Color or Wood Finish Options](#)
 - a. Plastic Back - standard
 - b. Maple Back - standard
 - c. Walnut Back - add \$31 list per back
 - d. Essentials Veneer - Horizontal - add \$33 list per back
- 4 Handle Cut Out - add \$23 list per veneer back
- 7 Metal Frame Finish - [See Metal Frame Options](#)

KNOX

Description	① Model	Specifications				List Price Per Grade
<p>Flared Arm Stack Chair - All Upholstered</p> 	<p>KN3001UUF</p> <ul style="list-style-type: none"> · stacks six high · nylon arms available in matte black or arctic silver · maple wood trim arm caps available on standard nylon arms; add \$201 list · multiple fabrics, see page KN5 · passes a 500 lb load rating test · wall saver 	Dimensions				COM \$905
		Overall	21 ¼	24 ⅛	32	A \$916
		Seat	17 ¾	21 ½	18 ½	B \$936
		Arm				COL/C \$972
		Upholstery		Shipping		D \$1,017
		COM Ydg	1 ¼	Ctn Wt	18	E \$1,056
		COL Sq Ft	23	Cu Ft	12	F \$1,124
						G \$1,197
						H \$1,260
						I \$1,371
						J \$1,504
						L1 \$1,212
						L2 \$1,299
						COM \$2,333
						A \$2,356
						B \$2,401
						COL/C \$2,479
						D \$2,580
		Upholstery		Shipping		E \$2,665
		COM Ydg	2 ¾	Ctn Wt	50	F \$2,815
		COL Sq Ft	50	Cu Ft	16	G \$2,976
						H \$3,113
						I \$3,359
						J \$3,649
						L1 \$3,008
						L2 \$3,200

KNOX

Description	Model	Specifications				List Price Per Grade	
Flared Arm Stack Chair with Casters - All Upholstered 	KN3001UUFC • stacks six high • nylon arms available in matte black or arctic silver • maple wood trim arm caps available on standard nylon arms; add \$201 list • multiple fabrics, see page KN5 • wall saver	Dimensions		D	W	H	COM \$922
		Overall	21 ¼	24 ⅛	32	A \$933	
		Seat	17 ¾	21 ½	18 ½	B \$953	
		Arm			26 ⅝	COL/C \$989	
		Upholstery		Shipping		D \$1,034	
		COM Ydg	1 ¼	Ctn Wt	18	E \$1,073	
		COL Sq Ft	23	Cu Ft	12	F \$1,141	
						G \$1,214	
						H \$1,277	
						I \$1,388	
						J \$1,521	
						L1 \$1,229	
						L2 \$1,316	
		Dimensions		D	W	H	COM \$2,389
	KN3001UUFC-3 • sets of 3 packaged together - must have all same options • stacks six high • nylon arms available in matte black or arctic silver • maple wood trim arm caps available on standard nylon arms; add \$301 list • multiple fabrics, see page KN5 • wall saver	Overall	21 ¼	24 ⅛	32	A \$2,412	
		Seat	17 ¾	21 ½	18 ½	B \$2,457	
		Arm			26 ⅝	COL/C \$2,535	
		Upholstery		Shipping		D \$2,636	
		COM Ydg	2 ¾	Ctn Wt	50	E \$2,721	
		COL Sq Ft	50	Cu Ft	16	F \$2,871	
						G \$3,032	
						H \$3,169	
						I \$3,415	
						J \$3,705	
						L1 \$3,064	
						L2 \$3,256	

KNOX

To Order, Specify:

- ① Model Number
- ② Fabric Selection - vendor, pattern and color
 Visit www.jsifurniture.com/finishes-and-materials/textiles for our textiles program.
 See selection of standard and graded in manufacturers and patterns.
- ③ Plastic Color or Wood Finish - [See Plastic Color or Wood Finish Options](#)
 - a. Plastic Back - standard
 - b. Maple Back - standard
 - c. Walnut Back - add \$31 list per back
 - d. Essentials Veneer - Horizontal - add \$33 list per back
- ④ Handle Cut Out - add \$23 list per veneer back
- ⑦ Metal Frame Finish - [See Metal Frame Options](#)


Description

① Model


Specifications

List Price Per Grade

Straight Arm Chair



KN3001PPS
plastic seat



KN3001PUS
uph. seat

- KN3001PPS - All Plastic**
KN3001PUS - Seat Uph.
- non-stacking
 - maple wood trim arm caps available on standard nylon arms; add \$201 list
 - linking bracket available, order separately, see page [KN33](#)
 - passes a 500 lb load rating test
 - wall saver

Dimensions	D	W	H
Overall	21 ¼	21 ¼	32
Seat	17 ¾	19 ¾	18 ½
Arm			26 ¾
Upholstery		Shipping	
COM Ydg	¾	Ctn Wt	16
COL Sq Ft	14	Cu Ft	11

All Plastic	\$608
COM	\$753
A	\$760
B	\$772
COL/C	\$793
D	\$821
E	\$844
F	\$885
G	\$929
H	\$966
I	\$1,033
J	\$1,112
L1	\$937
L2	\$990

Straight Arm Chair with Casters



KN3001PPFC
plastic seat




KN3003PUC
uph. seat

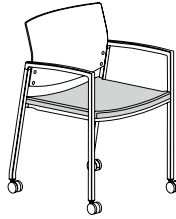
- KN3001PPSC - All Plastic**
KN3001PUSC - Seat Uph.
- non-stacking
 - maple wood trim arm caps available on standard nylon arms; add \$201 list
 - wall saver

Dimensions	D	W	H
Overall	21 ¼	21 ¼	32
Seat	17 ¾	19 ¾	18 ½
Arm			26 ¾
Upholstery		Shipping	
COM Ydg	¾	Ctn Wt	16
COL Sq Ft	14	Cu Ft	11

All Plastic	\$631
COM	\$777
A	\$784
B	\$796
COL/C	\$817
D	\$845
E	\$868
F	\$909
G	\$953
H	\$990
I	\$1,057
J	\$1,136
L1	\$961
L2	\$1,014

KNOX


Description	1 Model	Specifications	List Price Per Grade																												
Straight Arm Chair - Wood Back/Upholstered Seat 	KN3001WUS · non-stacking · standard maple veneer back available in maple finishes · optional walnut veneer back available in walnut finishes; add \$31 list · optional essentials veneer - horizontal; add \$33 list · optional handle cut out; add \$23 list · maple wood trim arm caps available on standard nylon arms; add \$201 list · linking bracket available, order separately, see page KN33 · passes a 500 lb load rating test · wall saver	<table border="1"> <thead> <tr> <th>Dimensions</th> <th>D</th> <th>W</th> <th>H</th> </tr> </thead> <tbody> <tr> <td>Overall</td> <td>21 ¼</td> <td>21 ¼</td> <td>32</td> </tr> <tr> <td>Seat</td> <td>17 ¾</td> <td>19 ¾</td> <td>18 ½</td> </tr> <tr> <td>Arm</td> <td></td> <td></td> <td>26 ⅝</td> </tr> </tbody> </table>	Dimensions	D	W	H	Overall	21 ¼	21 ¼	32	Seat	17 ¾	19 ¾	18 ½	Arm			26 ⅝	<table border="1"> <thead> <tr> <th colspan="2">Upholstery</th> <th colspan="2">Shipping</th> </tr> </thead> <tbody> <tr> <td>COM Ydg</td> <td>¾</td> <td>Ctn Wt</td> <td>17</td> </tr> <tr> <td>COL Sq Ft</td> <td>14</td> <td>Cu Ft</td> <td>11</td> </tr> </tbody> </table>	Upholstery		Shipping		COM Ydg	¾	Ctn Wt	17	COL Sq Ft	14	Cu Ft	11
		Dimensions	D	W	H																										
Overall	21 ¼	21 ¼	32																												
Seat	17 ¾	19 ¾	18 ½																												
Arm			26 ⅝																												
Upholstery		Shipping																													
COM Ydg	¾	Ctn Wt	17																												
COL Sq Ft	14	Cu Ft	11																												
			<table border="1"> <tbody> <tr><td>COM</td><td>\$979</td></tr> <tr><td>A</td><td>\$986</td></tr> <tr><td>B</td><td>\$998</td></tr> <tr><td>COL/C</td><td>\$1,019</td></tr> <tr><td>D</td><td>\$1,047</td></tr> <tr><td>E</td><td>\$1,070</td></tr> <tr><td>F</td><td>\$1,111</td></tr> <tr><td>G</td><td>\$1,155</td></tr> <tr><td>H</td><td>\$1,192</td></tr> <tr><td>I</td><td>\$1,259</td></tr> <tr><td>J</td><td>\$1,338</td></tr> <tr><td>L1</td><td>\$1,163</td></tr> <tr><td>L2</td><td>\$1,216</td></tr> </tbody> </table>	COM	\$979	A	\$986	B	\$998	COL/C	\$1,019	D	\$1,047	E	\$1,070	F	\$1,111	G	\$1,155	H	\$1,192	I	\$1,259	J	\$1,338	L1	\$1,163	L2	\$1,216		
COM	\$979																														
A	\$986																														
B	\$998																														
COL/C	\$1,019																														
D	\$1,047																														
E	\$1,070																														
F	\$1,111																														
G	\$1,155																														
H	\$1,192																														
I	\$1,259																														
J	\$1,338																														
L1	\$1,163																														
L2	\$1,216																														

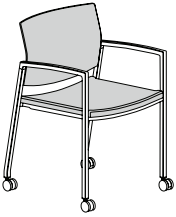
Straight Arm Chair with Casters - Wood Back/Upholstered Seat 	KN3001WUSC · non-stacking · standard maple veneer back available in maple finishes · optional walnut veneer back available in walnut finishes; add \$31 list · optional essentials veneer - horizontal; add \$33 list · optional handle cut out; add \$23 list · maple wood trim arm caps available on standard nylon arms; add \$201 list · wall saver	<table border="1"> <thead> <tr> <th>Dimensions</th> <th>D</th> <th>W</th> <th>H</th> </tr> </thead> <tbody> <tr> <td>Overall</td> <td>21 ¼</td> <td>21 ¼</td> <td>32</td> </tr> <tr> <td>Seat</td> <td>17 ¾</td> <td>19 ¾</td> <td>18 ½</td> </tr> <tr> <td>Arm</td> <td></td> <td></td> <td>26 ⅝</td> </tr> </tbody> </table>	Dimensions	D	W	H	Overall	21 ¼	21 ¼	32	Seat	17 ¾	19 ¾	18 ½	Arm			26 ⅝	<table border="1"> <thead> <tr> <th colspan="2">Upholstery</th> <th colspan="2">Shipping</th> </tr> </thead> <tbody> <tr> <td>COM Ydg</td> <td>¾</td> <td>Ctn Wt</td> <td>17</td> </tr> <tr> <td>COL Sq Ft</td> <td>14</td> <td>Cu Ft</td> <td>11</td> </tr> </tbody> </table>	Upholstery		Shipping		COM Ydg	¾	Ctn Wt	17	COL Sq Ft	14	Cu Ft	11
		Dimensions	D	W	H																										
Overall	21 ¼	21 ¼	32																												
Seat	17 ¾	19 ¾	18 ½																												
Arm			26 ⅝																												
Upholstery		Shipping																													
COM Ydg	¾	Ctn Wt	17																												
COL Sq Ft	14	Cu Ft	11																												
			<table border="1"> <tbody> <tr><td>COM</td><td>\$1,013</td></tr> <tr><td>A</td><td>\$1,020</td></tr> <tr><td>B</td><td>\$1,032</td></tr> <tr><td>COL/C</td><td>\$1,053</td></tr> <tr><td>D</td><td>\$1,081</td></tr> <tr><td>E</td><td>\$1,104</td></tr> <tr><td>F</td><td>\$1,145</td></tr> <tr><td>G</td><td>\$1,189</td></tr> <tr><td>H</td><td>\$1,226</td></tr> <tr><td>I</td><td>\$1,293</td></tr> <tr><td>J</td><td>\$1,372</td></tr> <tr><td>L1</td><td>\$1,197</td></tr> <tr><td>L2</td><td>\$1,250</td></tr> </tbody> </table>	COM	\$1,013	A	\$1,020	B	\$1,032	COL/C	\$1,053	D	\$1,081	E	\$1,104	F	\$1,145	G	\$1,189	H	\$1,226	I	\$1,293	J	\$1,372	L1	\$1,197	L2	\$1,250		
COM	\$1,013																														
A	\$1,020																														
B	\$1,032																														
COL/C	\$1,053																														
D	\$1,081																														
E	\$1,104																														
F	\$1,145																														
G	\$1,189																														
H	\$1,226																														
I	\$1,293																														
J	\$1,372																														
L1	\$1,197																														
L2	\$1,250																														

To Order, Specify:

- 1 Model Number
- 2 Fabric Selection - vendor, pattern and color
 Visit www.jsifurniture.com/finishes-and-materials/textiles for our textiles program.
 See selection of standard and graded in manufacturers and patterns.
- 3 Plastic Color or Wood Finish - [See Plastic Color or Wood Finish Options](#)
 - a. Plastic Back - standard
 - b. Maple Back - standard
 - c. Walnut Back - add \$31 list per back
 - d. Essentials Veneer - Horizontal - add \$33 list per back
- 4 Handle Cut Out - add \$23 list per veneer back
- 7 Metal Frame Finish - [See Metal Frame Options](#)

KNOX

Description	① Model	Specifications				List Price Per Grade	
Straight Arm Chair - All Upholstered 	KN3001UUS · non-stacking · maple wood trim arm caps available on standard nylon arms; add \$201 list · linking bracket available, order separately, see page KN33 · multiple fabrics, see page KN5 · passes a 500 lb load rating test · wall saver	Dimensions				COM	\$904
		D	W	H			A
		Overall	21 ¼	21 ¼	32	B	\$935
		Seat	17 ¾	19 ¾	18 ½	COL/C	\$971
		Arm			26 ⅝	D	\$1,016
		Upholstery		Shipping		E	\$1,055
		COM Ydg	1 ¼	Ctn Wt	18	F	\$1,123
		COL Sq Ft	23	Cu Ft	11	G	\$1,196
						H	\$1,259
						I	\$1,370
						J	\$1,503
						L1	\$1,211
						L2	\$1,298

Straight Arm Chair with Casters - All Upholstered 	KN3001UUSC · non-stacking · maple wood trim arm caps available on standard nylon arms; add \$201 list · multiple fabrics, see page KN5 · wall saver	Dimensions				COM	\$924
		D	W	H			A
		Overall	21 ¼	21 ¼	32	B	\$955
		Seat	17 ¾	19 ¾	18 ½	COL/C	\$991
		Arm			26 ⅝	D	\$1,036
		Upholstery		Shipping		E	\$1,075
		COM Ydg	1 ¼	Ctn Wt	18	F	\$1,143
		COL Sq Ft	23	Cu Ft	11	G	\$1,216
						H	\$1,279
						I	\$1,390
						J	\$1,523
						L1	\$1,231
						L2	\$1,318

KNOX

Description	D	W	H	CTN WT	CU FT	① Model	List Price Per Grade
Transport Cart	34	23 ¾	40 ¾	29	22	TC01	\$1,011







- 16 gauge steel tube
- 4" heavy duty casters
- only available in black
- stacks six armless or flared single chairs

KNOX

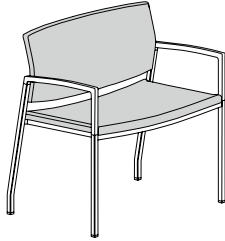
To Order, Specify:

- ① Model Number
- ② Fabric Selection - vendor, pattern and color
Visit www.jsifurniture.com/finishes-and-materials/textiles for our textiles program. See selection of standard and graded in manufacturers and patterns.
- ③ Plastic Color or Wood Finish - [See Plastic Color or Wood Finish Options](#)
 - a. Plastic Back - standard
 - b. Maple Back - standard
 - c. Walnut Back - add \$31 list per back
 - d. Essentials Horizontal Grain - add \$33 list per back
- ④ Handle Cut Out - add \$23 list per veneer back
- ⑦ Metal Frame Finish - [See Metal Frame Options](#)

Description	① Model	Specifications	List Price Per Grade																																																						
Armless Bariatric Chair - All Upholstered 	KN3053UU · non-stacking · meets or exceed BIFMA 5.11 large occupant standard · passes a 500 lb load rating test · multiple fabrics, see page KN5 · linking bracket available, order separately, see page KN33 · wall saver	<table border="1"> <thead> <tr> <th>Dimensions</th> <th>D</th> <th>W</th> <th>H</th> </tr> </thead> <tbody> <tr> <td>Overall</td> <td>21 ¼</td> <td>32</td> <td>32</td> </tr> <tr> <td>Seat</td> <td>17 ¾</td> <td>30</td> <td>18 ½</td> </tr> <tr> <th colspan="2">Upholstery</th> <th colspan="2">Shipping</th> </tr> <tr> <td>COM Ydg</td> <td>2</td> <td>Ctn Wt</td> <td>28</td> </tr> <tr> <td>COL Sq Ft</td> <td>44</td> <td>Cu Ft</td> <td>15</td> </tr> </tbody> </table>	Dimensions	D	W	H	Overall	21 ¼	32	32	Seat	17 ¾	30	18 ½	Upholstery		Shipping		COM Ydg	2	Ctn Wt	28	COL Sq Ft	44	Cu Ft	15	<table border="1"> <tbody> <tr><td>COM</td><td>\$1,259</td></tr> <tr><td>A</td><td>\$1,276</td></tr> <tr><td>B</td><td>\$1,308</td></tr> <tr><td>COL/C</td><td>\$1,365</td></tr> <tr><td>D</td><td>\$1,439</td></tr> <tr><td>E</td><td>\$1,501</td></tr> <tr><td>F</td><td>\$1,610</td></tr> <tr><td>G</td><td>\$1,726</td></tr> <tr><td>H</td><td>\$1,826</td></tr> <tr><td>I</td><td>\$2,005</td></tr> <tr><td>J</td><td>\$2,217</td></tr> <tr><td>L1</td><td>\$1,874</td></tr> <tr><td>L2</td><td>\$2,046</td></tr> </tbody> </table>	COM	\$1,259	A	\$1,276	B	\$1,308	COL/C	\$1,365	D	\$1,439	E	\$1,501	F	\$1,610	G	\$1,726	H	\$1,826	I	\$2,005	J	\$2,217	L1	\$1,874	L2	\$2,046				
		Dimensions	D	W	H																																																				
Overall	21 ¼	32	32																																																						
Seat	17 ¾	30	18 ½																																																						
Upholstery		Shipping																																																							
COM Ydg	2	Ctn Wt	28																																																						
COL Sq Ft	44	Cu Ft	15																																																						
COM	\$1,259																																																								
A	\$1,276																																																								
B	\$1,308																																																								
COL/C	\$1,365																																																								
D	\$1,439																																																								
E	\$1,501																																																								
F	\$1,610																																																								
G	\$1,726																																																								
H	\$1,826																																																								
I	\$2,005																																																								
J	\$2,217																																																								
L1	\$1,874																																																								
L2	\$2,046																																																								
Flared Bariatric Chair - All Upholstered 	KN3053UU-3 · sets of 3 packaged together - must have all same options · non-stacking · meets or exceed BIFMA 5.11 large occupant standard · passes a 500 lb load rating test · multiple fabrics, see page KN5 · linking bracket available, order separately, see page KN33 · wall saver	<table border="1"> <thead> <tr> <th>Dimensions</th> <th>D</th> <th>W</th> <th>H</th> </tr> </thead> <tbody> <tr> <td>Overall</td> <td>21 ¼</td> <td>32</td> <td>32</td> </tr> <tr> <td>Seat</td> <td>17 ¾</td> <td>30</td> <td>18 ½</td> </tr> <tr> <th colspan="2">Upholstery</th> <th colspan="2">Shipping</th> </tr> <tr> <td>COM Ydg</td> <td>5</td> <td>Ctn Wt</td> <td>79</td> </tr> <tr> <td>COL Sq Ft</td> <td>90</td> <td>Cu Ft</td> <td>19</td> </tr> </tbody> </table>	Dimensions	D	W	H	Overall	21 ¼	32	32	Seat	17 ¾	30	18 ½	Upholstery		Shipping		COM Ydg	5	Ctn Wt	79	COL Sq Ft	90	Cu Ft	19	<table border="1"> <tbody> <tr><td>COM</td><td>\$3,319</td></tr> <tr><td>A</td><td>\$3,358</td></tr> <tr><td>B</td><td>\$3,436</td></tr> <tr><td>COL/C</td><td>\$3,571</td></tr> <tr><td>D</td><td>\$3,745</td></tr> <tr><td>E</td><td>\$3,893</td></tr> <tr><td>F</td><td>\$4,151</td></tr> <tr><td>G</td><td>\$4,429</td></tr> <tr><td>H</td><td>\$4,666</td></tr> <tr><td>I</td><td>\$5,090</td></tr> <tr><td>J</td><td>\$5,592</td></tr> <tr><td>L1</td><td>\$4,484</td></tr> <tr><td>L2</td><td>\$4,817</td></tr> </tbody> </table>	COM	\$3,319	A	\$3,358	B	\$3,436	COL/C	\$3,571	D	\$3,745	E	\$3,893	F	\$4,151	G	\$4,429	H	\$4,666	I	\$5,090	J	\$5,592	L1	\$4,484	L2	\$4,817				
		Dimensions	D	W	H																																																				
Overall	21 ¼	32	32																																																						
Seat	17 ¾	30	18 ½																																																						
Upholstery		Shipping																																																							
COM Ydg	5	Ctn Wt	79																																																						
COL Sq Ft	90	Cu Ft	19																																																						
COM	\$3,319																																																								
A	\$3,358																																																								
B	\$3,436																																																								
COL/C	\$3,571																																																								
D	\$3,745																																																								
E	\$3,893																																																								
F	\$4,151																																																								
G	\$4,429																																																								
H	\$4,666																																																								
I	\$5,090																																																								
J	\$5,592																																																								
L1	\$4,484																																																								
L2	\$4,817																																																								
Flared Bariatric Chair - All Upholstered 	KN3051UUF · non-stacking · meets or exceed BIFMA 5.11 large occupant standard · passes a 500 lb load rating test · nylon arms available in matte black or arctic silver · nylon arms available in matte black or arctic silver · maple wood trim arm caps available on standard nylon arms; add \$201 list · multiple fabrics, see page KN5 · wall saver	<table border="1"> <thead> <tr> <th>Dimensions</th> <th>D</th> <th>W</th> <th>H</th> </tr> </thead> <tbody> <tr> <td>Overall</td> <td>21 ¼</td> <td>34 ¾</td> <td>32</td> </tr> <tr> <td>Seat</td> <td>17 ¾</td> <td>30</td> <td>18 ½</td> </tr> <tr> <td>Arm</td> <td></td> <td></td> <td>26 ¾</td> </tr> <tr> <th colspan="2">Upholstery</th> <th colspan="2">Shipping</th> </tr> <tr> <td>COM Ydg</td> <td>2</td> <td>Ctn Wt</td> <td>29</td> </tr> <tr> <td>COL Sq Ft</td> <td>44</td> <td>Cu Ft</td> <td>16</td> </tr> </tbody> </table>	Dimensions	D	W	H	Overall	21 ¼	34 ¾	32	Seat	17 ¾	30	18 ½	Arm			26 ¾	Upholstery		Shipping		COM Ydg	2	Ctn Wt	29	COL Sq Ft	44	Cu Ft	16	<table border="1"> <tbody> <tr><td>COM</td><td>\$1,362</td></tr> <tr><td>A</td><td>\$1,379</td></tr> <tr><td>B</td><td>\$1,411</td></tr> <tr><td>COL/C</td><td>\$1,468</td></tr> <tr><td>D</td><td>\$1,542</td></tr> <tr><td>E</td><td>\$1,604</td></tr> <tr><td>F</td><td>\$1,713</td></tr> <tr><td>G</td><td>\$1,829</td></tr> <tr><td>H</td><td>\$1,929</td></tr> <tr><td>I</td><td>\$2,108</td></tr> <tr><td>J</td><td>\$2,320</td></tr> <tr><td>L1</td><td>\$1,977</td></tr> <tr><td>L2</td><td>\$2,149</td></tr> </tbody> </table>	COM	\$1,362	A	\$1,379	B	\$1,411	COL/C	\$1,468	D	\$1,542	E	\$1,604	F	\$1,713	G	\$1,829	H	\$1,929	I	\$2,108	J	\$2,320	L1	\$1,977	L2	\$2,149
		Dimensions	D	W	H																																																				
Overall	21 ¼	34 ¾	32																																																						
Seat	17 ¾	30	18 ½																																																						
Arm			26 ¾																																																						
Upholstery		Shipping																																																							
COM Ydg	2	Ctn Wt	29																																																						
COL Sq Ft	44	Cu Ft	16																																																						
COM	\$1,362																																																								
A	\$1,379																																																								
B	\$1,411																																																								
COL/C	\$1,468																																																								
D	\$1,542																																																								
E	\$1,604																																																								
F	\$1,713																																																								
G	\$1,829																																																								
H	\$1,929																																																								
I	\$2,108																																																								
J	\$2,320																																																								
L1	\$1,977																																																								
L2	\$2,149																																																								
Flared Bariatric Chair - All Upholstered 	KN3051UUF-3 · sets of 3 packaged together - must have all same options · non-stacking · meets or exceed BIFMA 5.11 large occupant standard · passes a 500 lb load rating test · nylon arms available in matte black or arctic silver · maple wood trim arm caps available on standard nylon arms; add \$301 list · multiple fabrics, see page KN5 · wall saver	<table border="1"> <thead> <tr> <th>Dimensions</th> <th>D</th> <th>W</th> <th>H</th> </tr> </thead> <tbody> <tr> <td>Overall</td> <td>21 ¼</td> <td>34 ¾</td> <td>32</td> </tr> <tr> <td>Seat</td> <td>17 ¾</td> <td>30</td> <td>18 ½</td> </tr> <tr> <td>Arm</td> <td></td> <td></td> <td>26 ¾</td> </tr> <tr> <th colspan="2">Upholstery</th> <th colspan="2">Shipping</th> </tr> <tr> <td>COM Ydg</td> <td>5</td> <td>Ctn Wt</td> <td>81</td> </tr> <tr> <td>COL Sq Ft</td> <td>90</td> <td>Cu Ft</td> <td>20</td> </tr> </tbody> </table>	Dimensions	D	W	H	Overall	21 ¼	34 ¾	32	Seat	17 ¾	30	18 ½	Arm			26 ¾	Upholstery		Shipping		COM Ydg	5	Ctn Wt	81	COL Sq Ft	90	Cu Ft	20	<table border="1"> <tbody> <tr><td>COM</td><td>\$3,593</td></tr> <tr><td>A</td><td>\$3,632</td></tr> <tr><td>B</td><td>\$3,710</td></tr> <tr><td>COL/C</td><td>\$3,845</td></tr> <tr><td>D</td><td>\$4,019</td></tr> <tr><td>E</td><td>\$4,167</td></tr> <tr><td>F</td><td>\$4,425</td></tr> <tr><td>G</td><td>\$4,703</td></tr> <tr><td>H</td><td>\$4,940</td></tr> <tr><td>I</td><td>\$5,364</td></tr> <tr><td>J</td><td>\$5,866</td></tr> <tr><td>L1</td><td>\$4,758</td></tr> <tr><td>L2</td><td>\$5,091</td></tr> </tbody> </table>	COM	\$3,593	A	\$3,632	B	\$3,710	COL/C	\$3,845	D	\$4,019	E	\$4,167	F	\$4,425	G	\$4,703	H	\$4,940	I	\$5,364	J	\$5,866	L1	\$4,758	L2	\$5,091
		Dimensions	D	W	H																																																				
Overall	21 ¼	34 ¾	32																																																						
Seat	17 ¾	30	18 ½																																																						
Arm			26 ¾																																																						
Upholstery		Shipping																																																							
COM Ydg	5	Ctn Wt	81																																																						
COL Sq Ft	90	Cu Ft	20																																																						
COM	\$3,593																																																								
A	\$3,632																																																								
B	\$3,710																																																								
COL/C	\$3,845																																																								
D	\$4,019																																																								
E	\$4,167																																																								
F	\$4,425																																																								
G	\$4,703																																																								
H	\$4,940																																																								
I	\$5,364																																																								
J	\$5,866																																																								
L1	\$4,758																																																								
L2	\$5,091																																																								

KNOX

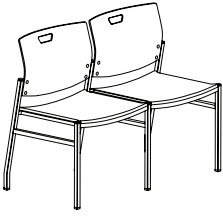

Description	① Model	Specifications				List Price Per Grade																																																						
Straight Arm Bariatric Chair - All Upholstered	KN3051UUS <ul style="list-style-type: none"> · non-stacking · meets or exceed BIFMA 5.11 large occupant standard · passes a 500 lb load rating test · maple wood trim arm caps available on standard nylon arms; add \$201 list · multiple fabrics, see page KN5 · linking bracket available, order separately, see page KN33 · wall saver 	<table border="1"> <thead> <tr> <th data-bbox="836 199 1088 231">Dimensions</th> <th data-bbox="1088 199 1136 231">D</th> <th data-bbox="1136 199 1218 231">W</th> <th data-bbox="1218 199 1339 231">H</th> </tr> </thead> <tbody> <tr> <td data-bbox="836 231 1088 273">Overall</td> <td data-bbox="1088 231 1136 273">21 ¼</td> <td data-bbox="1136 231 1218 273">32</td> <td data-bbox="1218 231 1339 273">32</td> </tr> <tr> <td data-bbox="836 273 1088 315">Seat</td> <td data-bbox="1088 273 1136 315">17 ¾</td> <td data-bbox="1136 273 1218 315">30</td> <td data-bbox="1218 273 1339 315">18 ½</td> </tr> <tr> <td data-bbox="836 315 1088 357">Arm</td> <td colspan="2" data-bbox="1088 315 1218 357"></td> <td data-bbox="1218 315 1339 357">26 ¾</td> </tr> <tr> <th data-bbox="836 357 1088 388">Upholstery</th> <th colspan="3" data-bbox="1088 357 1339 388">Shipping</th> </tr> <tr> <td data-bbox="836 388 1088 430">COM Ydg</td> <td data-bbox="1088 388 1136 430">2</td> <td data-bbox="1136 388 1218 430">Ctn Wt</td> <td data-bbox="1218 388 1339 430">29</td> </tr> <tr> <td data-bbox="836 430 1088 472">COL Sq Ft</td> <td data-bbox="1088 430 1136 472">44</td> <td data-bbox="1136 430 1218 472">Cu Ft</td> <td data-bbox="1218 430 1339 472">15</td> </tr> </tbody> </table>				Dimensions	D	W	H	Overall	21 ¼	32	32	Seat	17 ¾	30	18 ½	Arm			26 ¾	Upholstery	Shipping			COM Ydg	2	Ctn Wt	29	COL Sq Ft	44	Cu Ft	15	<table border="0"> <tr><td>COM</td><td>\$1,362</td></tr> <tr><td>A</td><td>\$1,379</td></tr> <tr><td>B</td><td>\$1,411</td></tr> <tr><td>COL/C</td><td>\$1,468</td></tr> <tr><td>D</td><td>\$1,542</td></tr> <tr><td>E</td><td>\$1,604</td></tr> <tr><td>F</td><td>\$1,713</td></tr> <tr><td>G</td><td>\$1,829</td></tr> <tr><td>H</td><td>\$1,929</td></tr> <tr><td>I</td><td>\$2,108</td></tr> <tr><td>J</td><td>\$2,320</td></tr> <tr><td>L1</td><td>\$1,977</td></tr> <tr><td>L2</td><td>\$2,149</td></tr> </table>	COM	\$1,362	A	\$1,379	B	\$1,411	COL/C	\$1,468	D	\$1,542	E	\$1,604	F	\$1,713	G	\$1,829	H	\$1,929	I	\$2,108	J	\$2,320	L1	\$1,977	L2	\$2,149
Dimensions	D	W	H																																																									
Overall	21 ¼	32	32																																																									
Seat	17 ¾	30	18 ½																																																									
Arm			26 ¾																																																									
Upholstery	Shipping																																																											
COM Ydg	2	Ctn Wt	29																																																									
COL Sq Ft	44	Cu Ft	15																																																									
COM	\$1,362																																																											
A	\$1,379																																																											
B	\$1,411																																																											
COL/C	\$1,468																																																											
D	\$1,542																																																											
E	\$1,604																																																											
F	\$1,713																																																											
G	\$1,829																																																											
H	\$1,929																																																											
I	\$2,108																																																											
J	\$2,320																																																											
L1	\$1,977																																																											
L2	\$2,149																																																											



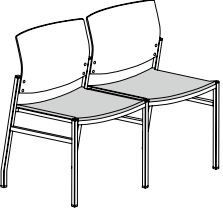
KNOX

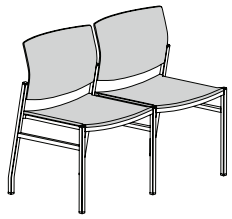
To Order, Specify:

- ① Model Number
- ② Fabric Selection - vendor, pattern and color
 Visit www.jsifurniture.com/finishes-and-materials/textiles for our textiles program.
 See selection of standard and graded in manufacturers and patterns.
- ③ Metal Frame Finish - [See Metal Frame Options](#)

Description	① Model	Specifications	List Price Per Grade																								
Armless Two Seat Unit  KN3092PP plastic seat	KN3092PP - All Plastic KN3092PU - Uph. Seat · shipped assembled · wall saver	<table border="1"> <thead> <tr> <th>Dimensions</th> <th>D</th> <th>W</th> <th>H</th> </tr> </thead> <tbody> <tr> <td>Overall</td> <td>21 ¼</td> <td>40 ⅝</td> <td>32</td> </tr> <tr> <td>Seat</td> <td>17 ⅜</td> <td>19</td> <td>18 ½</td> </tr> <tr> <th colspan="2">Upholstery</th> <th colspan="2">Shipping</th> </tr> <tr> <td>COM Ydg</td> <td>¾</td> <td>Ctn Wt</td> <td>28</td> </tr> <tr> <td>COL Sq Ft</td> <td>14</td> <td>Cu Ft</td> <td>19</td> </tr> </tbody> </table>	Dimensions	D	W	H	Overall	21 ¼	40 ⅝	32	Seat	17 ⅜	19	18 ½	Upholstery		Shipping		COM Ydg	¾	Ctn Wt	28	COL Sq Ft	14	Cu Ft	19	All Plastic \$1,075 COM \$1,338 A \$1,345 B \$1,357 COL/C \$1,378 D \$1,406 E \$1,429 F \$1,470 G \$1,514 H \$1,551 I \$1,618 J \$1,697 L1 \$1,522 L2 \$1,575
Dimensions	D	W	H																								
Overall	21 ¼	40 ⅝	32																								
Seat	17 ⅜	19	18 ½																								
Upholstery		Shipping																									
COM Ydg	¾	Ctn Wt	28																								
COL Sq Ft	14	Cu Ft	19																								
 KN3092PU uph. seat																											

KNOX

Armless Two Seat Unit - Wood Back/Uph. Seat 	KN3092WU · shipped assembled · standard maple veneer back available in maple finishes · optional walnut veneer back available in walnut finishes; add \$62 list · optional essentials veneer - horizontal; add \$68 list · optional handle cut out; add \$46 list · wall saver	<table border="1"> <thead> <tr> <th>Dimensions</th> <th>D</th> <th>W</th> <th>H</th> </tr> </thead> <tbody> <tr> <td>Overall</td> <td>21 ¼</td> <td>40 ⅝</td> <td>32</td> </tr> <tr> <td>Seat</td> <td>17 ⅜</td> <td>19</td> <td>18 ½</td> </tr> <tr> <th colspan="2">Upholstery</th> <th colspan="2">Shipping</th> </tr> <tr> <td>COM Ydg</td> <td>¾</td> <td>Ctn Wt</td> <td>28</td> </tr> <tr> <td>COL Sq Ft</td> <td>14</td> <td>Cu Ft</td> <td>19</td> </tr> </tbody> </table>	Dimensions	D	W	H	Overall	21 ¼	40 ⅝	32	Seat	17 ⅜	19	18 ½	Upholstery		Shipping		COM Ydg	¾	Ctn Wt	28	COL Sq Ft	14	Cu Ft	19	COM \$1,670 A \$1,677 B \$1,689 COL/C \$1,710 D \$1,738 E \$1,761 F \$1,802 G \$1,846 H \$1,883 I \$1,950 J \$2,029 L1 \$1,854 L2 \$1,907
Dimensions	D	W	H																								
Overall	21 ¼	40 ⅝	32																								
Seat	17 ⅜	19	18 ½																								
Upholstery		Shipping																									
COM Ydg	¾	Ctn Wt	28																								
COL Sq Ft	14	Cu Ft	19																								

Description	① Model	Specifications				List Price Per Grade													
Armless Two Seat Unit - All Upholstered	KN3092UU · shipped assembled · multiple fabrics, see page KN5 · wall saver	<table border="1"> <thead> <tr> <th data-bbox="836 199 1088 231">Dimensions</th> <th data-bbox="1088 199 1144 231">D</th> <th data-bbox="1144 199 1226 231">W</th> <th data-bbox="1226 199 1339 231">H</th> </tr> </thead> <tbody> <tr> <td data-bbox="836 241 1088 273">Overall</td> <td data-bbox="1088 241 1144 273">21 ¼</td> <td data-bbox="1144 241 1226 273">40 ⅝</td> <td data-bbox="1226 241 1339 273">32</td> </tr> <tr> <td data-bbox="836 283 1088 315">Seat</td> <td data-bbox="1088 283 1144 315">17 ¾</td> <td data-bbox="1144 283 1226 315">19</td> <td data-bbox="1226 283 1339 315">18 ½</td> </tr> </tbody> </table>				Dimensions	D	W	H	Overall	21 ¼	40 ⅝	32	Seat	17 ¾	19	18 ½	COM \$1,656	A \$1,673
Dimensions	D	W	H																
Overall	21 ¼	40 ⅝	32																
Seat	17 ¾	19	18 ½																
		<table border="1"> <thead> <tr> <th data-bbox="836 315 1088 357">Upholstery</th> <th colspan="3" data-bbox="1088 315 1339 357">Shipping</th> </tr> </thead> <tbody> <tr> <td data-bbox="836 367 1088 399">COM Ydg</td> <td data-bbox="1088 367 1144 399">2</td> <td data-bbox="1144 367 1226 399">Ctn Wt</td> <td data-bbox="1226 367 1339 399">30</td> </tr> <tr> <td data-bbox="836 409 1088 441">COL Sq Ft</td> <td data-bbox="1088 409 1144 441">40</td> <td data-bbox="1144 409 1226 441">Cu Ft</td> <td data-bbox="1226 409 1339 441">19</td> </tr> </tbody> </table>				Upholstery	Shipping			COM Ydg	2	Ctn Wt	30	COL Sq Ft	40	Cu Ft	19	B \$1,705	COL/C \$1,762
		Upholstery	Shipping																
		COM Ydg	2	Ctn Wt	30														
		COL Sq Ft	40	Cu Ft	19														
		D \$1,836	E \$1,898																
		F \$2,007	G \$2,123																
		H \$2,223	I \$2,402																
J \$2,614	L1 \$2,209																		
L2 \$2,365																			

KNOX

To Order, Specify:

- ① Model Number
- ② Fabric Selection - vendor, pattern and color
 Visit www.jsifurniture.com/finishes-and-materials/textiles for our textiles program.
 See selection of standard and graded in manufacturers and patterns.
- ③ Plastic Color or Wood Finish - [See Plastic Color or Wood Finish Options](#)
 - a. Plastic Back - standard
 - b. Maple Back - standard
 - c. Walnut Back - add \$31 list per back
 - d. Essentials Veneer - Horizontal - add \$33 list per back
- ④ Handle Cut Out - add \$23 list per veneer back
- ⑦ Metal Frame Finish - [See Metal Frame Options](#)


Description

① Model

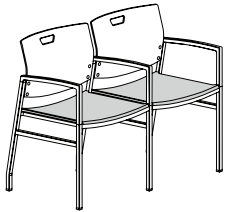
Specifications

List Price Per Grade

Straight Arm Two Seat Unit



KN3092PPS
plastic seat



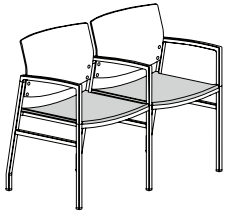
KN3092PUS
uph. seat

KN3092PPS- All Plastic
KN3092PUS- Uph. Seat
 · shipped assembled
 · maple wood trim arm caps available on standard nylon arms; add \$301 list
 · linking bracket available, order separately, see page [KN33](#)
 · wall saver

Dimensions	D	W	H
Overall	21 ¼	40 ⅝	32
Seat	17 ⅜	19	18 ½
Arm			26 ⅝
Upholstery		Shipping	
COM Ydg	¾	Ctn Wt	30
COL Sq Ft	14	Cu Ft	19

All Plastic	\$1,216
COM	\$1,478
A	\$1,485
B	\$1,497
COL/C	\$1,518
D	\$1,546
E	\$1,569
F	\$1,610
G	\$1,654
H	\$1,691
I	\$1,758
J	\$1,837
L1	\$1,662
L2	\$1,715

Straight Arm Two Seat Unit -
Wood Back/Upholstered Seat




KN3092WUS
 · shipped assembled
 · standard maple veneer back available in maple finishes
 · optional walnut veneer back available in walnut finishes; add \$62 list
 · optional essentials veneer - horizontal; add \$68 list
 · optional handle cut out; add \$46 list
 · maple wood trim arm caps available on standard nylon arms; add \$301 list
 · linking bracket available, order separately, see page [KN33](#)
 · wall saver

Dimensions	D	W	H
Overall	21 ¼	40 ⅝	32
Seat	17 ⅜	19	18 ½
Arm			26 ⅝
Upholstery		Shipping	
COM Ydg	¾	Ctn Wt	32
COL Sq Ft	14	Cu Ft	19

COM	\$1,809
A	\$1,816
B	\$1,828
COL/C	\$1,849
D	\$1,877
E	\$1,900
F	\$1,941
G	\$1,985
H	\$2,022
I	\$2,089
J	\$2,168
L1	\$1,993
L2	\$2,046

KNOX

Description	① Model	Specifications			List Price Per Grade																		
Straight Arm Two Seat Unit - All Upholstered 	KN3092UUS · shipped assembled · maple wood trim arm caps available on standard nylon arms; add \$301 list · multiple fabrics, see page KN5 · linking bracket available, order separately, see page KN33 · wall saver	<table border="1"> <thead> <tr> <th>Dimensions</th> <th>D</th> <th>W</th> <th>H</th> </tr> </thead> <tbody> <tr> <td>Overall</td> <td>21 ¼</td> <td>40 ⅝</td> <td>32</td> </tr> <tr> <td>Seat</td> <td>17 ¾</td> <td>19</td> <td>18 ½</td> </tr> <tr> <td>Arm</td> <td></td> <td></td> <td>26 ⅝</td> </tr> </tbody> </table>			Dimensions	D	W	H	Overall	21 ¼	40 ⅝	32	Seat	17 ¾	19	18 ½	Arm			26 ⅝	COM \$1,797		
		Dimensions	D	W	H																		
Overall	21 ¼	40 ⅝	32																				
Seat	17 ¾	19	18 ½																				
Arm			26 ⅝																				
<table border="1"> <thead> <tr> <th>Upholstery</th> <th colspan="2">Shipping</th> </tr> </thead> <tbody> <tr> <td>COM Ydg</td> <td>2 ¼</td> <td>Ctn Wt 36</td> </tr> <tr> <td>COL Sq Ft</td> <td>45</td> <td>Cu Ft 19</td> </tr> </tbody> </table>	Upholstery	Shipping		COM Ydg	2 ¼	Ctn Wt 36	COL Sq Ft	45	Cu Ft 19	A \$1,816													
Upholstery	Shipping																						
COM Ydg	2 ¼	Ctn Wt 36																					
COL Sq Ft	45	Cu Ft 19																					
	B \$1,853																						
	COL/C \$1,917																						
	D \$1,999																						
	E \$2,069																						
	F \$2,192																						
	G \$2,323																						
	H \$2,435																						
	I \$2,636																						
	J \$2,874																						
	L1 \$2,419																						
	L2 \$2,594																						

KNOX

To Order, Specify:

- ① Model Number
- ② Fabric Selection - vendor, pattern and color
 Visit www.jsifurniture.com/finishes-and-materials/textiles for our textiles program.
 See selection of standard and graded in manufacturers and patterns.
- ③ Plastic Color or Wood Finish - [See Plastic Color or Wood Finish Options](#)
 - a. Plastic Back - standard
 - b. Maple Back - standard
 - c. Walnut Back - add \$31 list per back
 - d. Essentials Veneer - Horizontal - add \$33 list per back
- ④ Handle Cut Out - add \$23 list per veneer back
- ⑦ Metal Frame Finish - [See Metal Frame Options](#)

Description

① Model

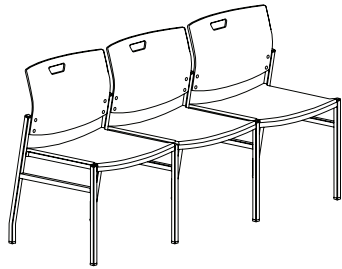
Specifications

List Price Per Grade

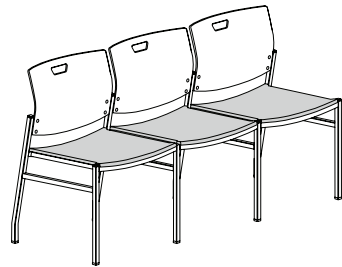
Armless Three Seat Unit

KN3093PP - All Plastic
KN3093PU - Uph. Seat

- shipped assembled
- wall saver



KN3093PP
plastic seat



KN3093PU
uph. seat

Dimensions	D	W	H
Overall	21 ¼	60	32
Seat	17 ¾	19	18 ½
Upholstery		Shipping	
COM Ydg	1 ¼	Ctn Wt	39
COL Sq Ft	25	Cu Ft	28

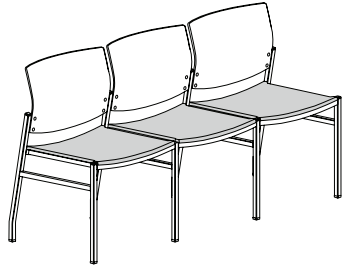
All Plastic	\$1,576
COM	\$1,991
A	\$2,002
B	\$2,022
COL/C	\$2,058
D	\$2,103
E	\$2,142
F	\$2,210
G	\$2,283
H	\$2,346
I	\$2,457
J	\$2,590
L1	\$2,337
L2	\$2,434

KNOX

Armless Three Seat Unit -
Wood Back/Upholstered Seat

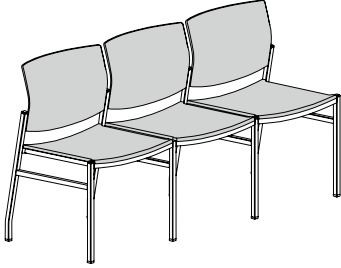
KN3093WU

- shipped assembled
- standard maple veneer back available in maple finishes
- optional walnut veneer back available in walnut finishes; add \$93 list
- optional essentials veneer - horizontal; add \$99 list
- optional handle cut out; add \$67 list
- wall saver



Dimensions	D	W	H
Overall	21 ¼	60	32
Seat	17 ¾	19	18 ½
Upholstery		Shipping	
COM Ydg	1 ¼	Ctn Wt	39
COL Sq Ft	25	Cu Ft	28

COM	\$2,550
A	\$2,561
B	\$2,581
COL/C	\$2,617
D	\$2,662
E	\$2,701
F	\$2,769
G	\$2,842
H	\$2,905
I	\$3,016
J	\$3,149
L1	\$2,896
L2	\$2,993

Description	① Model	Specifications			List Price Per Grade		
		Dimensions	D	W	H	COM	COL/C
Armless Three Seat Unit - All Upholstered	KN3093UU · shipped assembled · multiple fabrics, see page KN5 · wall saver	Overall	21 ¼	60	32	\$2,470	
		Seat	17 ¾	19	18 ½	\$2,497	
		Upholstery		Shipping		\$2,550	
		COM Ydg	3 ¼	Ctn Wt	42	\$2,642	
		COL Sq Ft	65	Cu Ft	28	\$2,761	
						\$2,863	
						\$3,040	
						\$3,229	
						\$3,392	
						\$3,682	
						\$4,026	
						\$3,368	
						\$3,621	

KNOX

To Order, Specify:

- ① Model Number
- ② Fabric Selection - vendor, pattern and color
 Visit www.jsifurniture.com/finishes-and-materials/textiles for our textiles program.
 See selection of standard and graded in manufacturers and patterns.
- ③ Plastic Color or Wood Finish - [See Plastic Color or Wood Finish Options](#)
 - a. Plastic Back - standard
 - b. Maple Back - standard
 - c. Walnut Back - add \$31 list per back
 - d. Essentials Veneer - Horizontal - add \$33 list per back
- ④ Handle Cut Out - add \$23 list per veneer back
- ⑦ Metal Frame Finish - [See Metal Frame Options](#)

Description

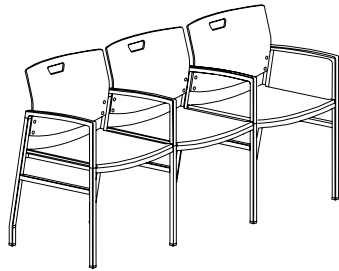
① Model

Specifications

List Price Per Grade

Straight Arm Three Seat Unit

KN3093PPS - All Plastic
KN3093PUS - Seat Uph.

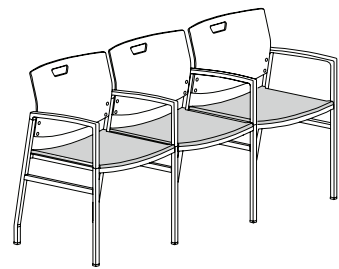


KN3093PPS
plastic seat

- shipped assembled
- maple wood trim arm caps available on standard nylon arms; add \$401 list
- linking bracket available, order separately, see page [KN33](#)
- wall saver

Dimensions	D	W	H
Overall	21 ¼	62	32
Seat	17 ¾	19	18 ½
Arm			26 ⅝
Upholstery		Shipping	
COM Ydg	1 ½	Ctn Wt	42
COL Sq Ft	30	Cu Ft	28

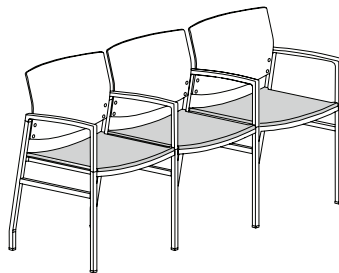
All Plastic	\$1,756
COM	\$2,185
A	\$2,198
B	\$2,222
COL/C	\$2,265
D	\$2,320
E	\$2,366
F	\$2,448
G	\$2,536
H	\$2,611
I	\$2,745
J	\$2,903
L1	\$2,600
L2	\$2,717



KN3093PUS
uph. seat

Straight Arm Three Seat Unit -
Wood Back/Upholstered Seat

KN3093WUS

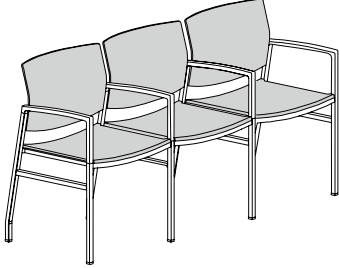


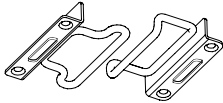
- shipped assembled
- standard maple veneer back available in maple finishes
- optional walnut veneer back available in walnut finishes; add \$93 list
- optional essentials veneer - horizontal; add \$99 list
- optional handle cut out; add \$67 list
- maple wood trim arm caps available on standard nylon arms; add \$401 list
- linking bracket available, order separately, see page [KN33](#)
- wall saver

Dimensions	D	W	H
Overall	21 ¼	62	32
Seat	17 ¾	19	18 ½
Arm			26 ⅝
Upholstery		Shipping	
COM Ydg	1 ½	Ctn Wt	45
COL Sq Ft	30	Cu Ft	28

COM	\$2,743
A	\$2,756
B	\$2,780
COL/C	\$2,823
D	\$2,878
E	\$2,924
F	\$3,006
G	\$3,094
H	\$3,169
I	\$3,303
J	\$3,461
L1	\$3,158
L2	\$3,275

KNOX

Description	① Model	Specifications			List Price Per Grade		
		Dimensions	D	W	H	COM	COL/C
Straight Arm Three Seat Unit - All Upholstered	KN3093UUS · shipped assembled · maple wood trim arm caps available on standard nylon arms; add \$401 list · multiple fabrics, see page KN5 · linking bracket available, order separately, see page KN33 · wall saver	Overall	21 ¼	62	32	\$2,657	\$2,684
		Seat	17 ¾	19	18 ½	\$2,737	\$2,829
		Arm			26 ⅝	\$2,948	\$3,050
		Upholstery		Shipping			\$3,227
		COM Ydg	3 ¼	Ctn Wt	51	\$3,579	\$3,869
		COL Sq Ft	65	Cu Ft	28	\$4,213	\$3,555
						\$3,808	

Description	D	W	H	CTN WT	CU FT	① Model	List Price
Linking Bracket				1	1	KN30BRKT	\$71
						· matte black wire loop ganging bracket set	

To Order, Specify:

- ① Model Number
- ② Fabric Selection - vendor, pattern and color
Visit www.jsifurniture.com/finishes-and-materials/textiles for our textiles program. See selection of standard and graded in manufacturers and patterns.
- ③ Plastic Color or Wood Finish - [See Plastic Color or Wood Finish Options](#)
 - a. Plastic Back - standard
 - b. Maple Back - standard
 - c. Walnut Back - add \$31 list per back
 - d. Essentials Veneer - Horizontal - add \$33 list per back
- ④ Handle Cut Out - add \$23 list per veneer back
- ⑦ Metal Frame Finish - [See Metal Frame Options](#)

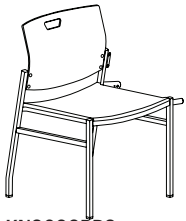
Description

① Model

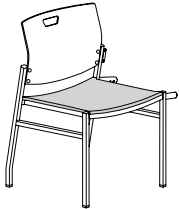
Specifications

List Price Per Grade

Armless Starter Module



KN3092PPS
plastic seat



KN3092PUS
uph. seat

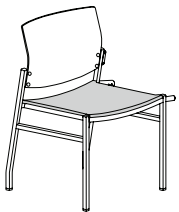
KN3003PPS - All Plastic
KN3003PUS - Seat Uph.

- starts the run of multiple seating groups, requires additional components
- requires setup with other modules, instructions included
- connecting rods extend past leg, see page [KN8](#) for details
- wall saver

Dimensions	D	W	H
Overall	21 ¼	21 ¼	32
Seat	17 ¾	19	18 ½
Upholstery		Shipping	
COM Ydg	¾	Ctn Wt	17
COL Sq Ft	14	Cu Ft	11

All Plastic	\$613
COM	\$744
A	\$751
B	\$763
COL/C	\$784
D	\$812
E	\$835
F	\$876
G	\$920
H	\$957
I	\$1,024
J	\$1,103
L1	\$928
L2	\$981

Armless Starter Module -
Wood Back/Upholstered Seat




KN3003WUS

- starts the run of multiple seating groups, requires additional components
- requires setup with other modules, instructions included
- connecting rods extend past leg, see page [KN8](#) for details
- standard maple veneer back available in maple finishes
- optional walnut veneer back available in walnut finishes; add \$31 list
- optional essentials veneer - horizontal; add \$33 list
- optional handle cut out; add \$23 list
- wall saver

Dimensions	D	W	H
Overall	21 ¼	21 ¼	32
Seat	17 ¾	19	18 ½
Upholstery		Shipping	
COM Ydg	¾	Ctn Wt	17
COL Sq Ft	14	Cu Ft	11

COM	\$988
A	\$995
B	\$1,007
COL/C	\$1,028
D	\$1,056
E	\$1,079
F	\$1,120
G	\$1,164
H	\$1,201
I	\$1,268
J	\$1,347
L1	\$1,172
L2	\$1,225

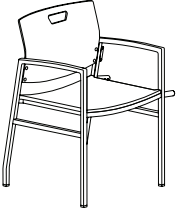
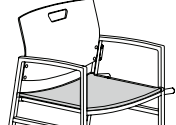
KNOX

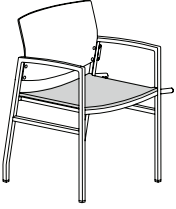
Description	① Model	Specifications				List Price Per Grade																									
<p>Armless Starter Module - All Upholstered</p> 	<p>KN3003UUS</p> <ul style="list-style-type: none"> starts the run of multiple seating groups, requires additional components requires setup with other modules, instructions included connecting rods extend past leg, see page KN8 for details screw cap cover will be provided to back attachment wall saver 	<table border="1"> <thead> <tr> <th data-bbox="836 199 1088 231">Dimensions</th> <th data-bbox="1088 199 1144 231">D</th> <th data-bbox="1144 199 1226 231">W</th> <th data-bbox="1226 199 1339 231">H</th> </tr> </thead> <tbody> <tr> <td data-bbox="836 231 1088 273">Overall</td> <td data-bbox="1088 231 1144 273">21 ¼</td> <td data-bbox="1144 231 1226 273">21 ¼</td> <td data-bbox="1226 231 1339 273">32</td> </tr> <tr> <td data-bbox="836 273 1088 315">Seat</td> <td data-bbox="1088 273 1144 315">17 ¾</td> <td data-bbox="1144 273 1226 315">19</td> <td data-bbox="1226 273 1339 315">18 ½</td> </tr> <tr> <th colspan="2" data-bbox="836 315 1088 357">Upholstery</th> <th colspan="2" data-bbox="1088 315 1339 357">Shipping</th> </tr> <tr> <td data-bbox="836 357 1088 399">COM Ydg</td> <td data-bbox="1088 357 1144 399">1 ¼</td> <td data-bbox="1144 357 1226 399">Ctn Wt</td> <td data-bbox="1226 357 1339 399">18</td> </tr> <tr> <td data-bbox="836 399 1088 441">COL Sq Ft</td> <td data-bbox="1088 399 1144 441">23</td> <td data-bbox="1144 399 1226 441">Cu Ft</td> <td data-bbox="1226 399 1339 441">11</td> </tr> </tbody> </table>				Dimensions	D	W	H	Overall	21 ¼	21 ¼	32	Seat	17 ¾	19	18 ½	Upholstery		Shipping		COM Ydg	1 ¼	Ctn Wt	18	COL Sq Ft	23	Cu Ft	11	<p>COM \$914</p> <p>A \$925</p> <p>B \$945</p> <p>COL/C \$981</p> <p>D \$1,026</p> <p>E \$1,065</p> <p>F \$1,133</p> <p>G \$1,206</p> <p>H \$1,269</p> <p>I \$1,380</p> <p>J \$1,513</p> <p>L1 \$1,221</p> <p>L2 \$1,308</p>	
Dimensions	D	W	H																												
Overall	21 ¼	21 ¼	32																												
Seat	17 ¾	19	18 ½																												
Upholstery		Shipping																													
COM Ydg	1 ¼	Ctn Wt	18																												
COL Sq Ft	23	Cu Ft	11																												

KNOX

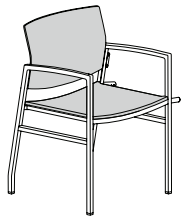
To Order, Specify:

- ① Model Number
- ② Fabric Selection - vendor, pattern and color
Visit www.jsifurniture.com/finishes-and-materials/textiles for our textiles program.
See selection of standard and graded in manufacturers and patterns.
- ③ Plastic Color or Wood Finish - [See Plastic Color or Wood Finish Options](#)
 - a. Plastic Back - standard
 - b. Maple Back - standard
 - c. Walnut Back - add \$31 list per back
 - d. Essentials Veneer - Horizontal - add \$33 list per back
- ④ Handle Cut Out - add \$23 list per veneer back
- ⑦ Metal Frame Finish - [See Metal Frame Options](#)

Description	① Model	Specifications	List Price Per Grade																
Straight Arm Starter Module  KN3001PPSS plastic seat	KN3001PPSS - All Plastic KN3001PUSS - Seat Uph. <ul style="list-style-type: none"> · non-stacking · starts the run of multiple seating groups, requires additional components · requires setup with other modules, instructions included · connecting rods extend past leg, see page KN8 for details · maple wood trim arm caps available on standard nylon arms; add \$201 list · wall saver 	<table border="1"> <thead> <tr> <th>Dimensions</th> <th>D</th> <th>W</th> <th>H</th> </tr> </thead> <tbody> <tr> <td>Overall</td> <td>21 ¼</td> <td>21 ¼</td> <td>32</td> </tr> <tr> <td>Seat</td> <td>17 ¾</td> <td>19</td> <td>18 ½</td> </tr> <tr> <td>Arm</td> <td></td> <td></td> <td>26 ⅝</td> </tr> </tbody> </table>	Dimensions	D	W	H	Overall	21 ¼	21 ¼	32	Seat	17 ¾	19	18 ½	Arm			26 ⅝	All Plastic \$713 COM \$842 A \$849 B \$861 COL/C \$882 D \$910 E \$933 F \$974 G \$1,018 H \$1,055 I \$1,122 J \$1,201 L1 \$1,026 L2 \$1,079
		Dimensions	D	W	H														
Overall	21 ¼	21 ¼	32																
Seat	17 ¾	19	18 ½																
Arm			26 ⅝																
<table border="1"> <thead> <tr> <th>Upholstery</th> <th colspan="3">Shipping</th> </tr> </thead> <tbody> <tr> <td>COM Ydg</td> <td>¾</td> <td>Ctn Wt</td> <td>18</td> </tr> <tr> <td>COL Sq Ft</td> <td>14</td> <td>Cu Ft</td> <td>11</td> </tr> </tbody> </table>	Upholstery	Shipping			COM Ydg	¾	Ctn Wt	18	COL Sq Ft	14	Cu Ft	11							
Upholstery	Shipping																		
COM Ydg	¾	Ctn Wt	18																
COL Sq Ft	14	Cu Ft	11																
 KN3001PUSS uph. seat																			

Straight Arm Starter Module - Wood Back/Upholstered Seat 	KN3001WUSS <ul style="list-style-type: none"> · non-stacking · starts the run of multiple seating groups, requires additional components · requires setup with other modules, instructions included · connecting rods extend past leg, see page KN8 for details · standard maple veneer back available in maple finishes · optional walnut veneer back available in walnut finishes; add \$31 list · optional essentials veneer - horizontal; add \$33 list · optional handle cut out; add \$23 list · maple wood trim arm caps available on standard nylon arms; add \$201 list · wall saver 	<table border="1"> <thead> <tr> <th>Dimensions</th> <th>D</th> <th>W</th> <th>H</th> </tr> </thead> <tbody> <tr> <td>Overall</td> <td>21 ¼</td> <td>21 ¼</td> <td>32</td> </tr> <tr> <td>Seat</td> <td>17 ¾</td> <td>19</td> <td>18 ½</td> </tr> <tr> <td>Arm</td> <td></td> <td></td> <td>26 ⅝</td> </tr> </tbody> </table>	Dimensions	D	W	H	Overall	21 ¼	21 ¼	32	Seat	17 ¾	19	18 ½	Arm			26 ⅝	COM \$1,086 A \$1,093 B \$1,105 COL/C \$1,126 D \$1,154 E \$1,177 F \$1,218 G \$1,262 H \$1,299 I \$1,366 J \$1,445 L1 \$1,270 L2 \$1,323
		Dimensions	D	W	H														
Overall	21 ¼	21 ¼	32																
Seat	17 ¾	19	18 ½																
Arm			26 ⅝																
<table border="1"> <thead> <tr> <th>Upholstery</th> <th colspan="3">Shipping</th> </tr> </thead> <tbody> <tr> <td>COM Ydg</td> <td>¾</td> <td>Ctn Wt</td> <td>19</td> </tr> <tr> <td>COL Sq Ft</td> <td>14</td> <td>Cu Ft</td> <td>11</td> </tr> </tbody> </table>	Upholstery	Shipping			COM Ydg	¾	Ctn Wt	19	COL Sq Ft	14	Cu Ft	11							
Upholstery	Shipping																		
COM Ydg	¾	Ctn Wt	19																
COL Sq Ft	14	Cu Ft	11																



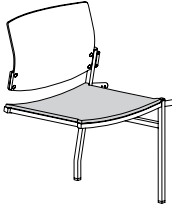
KNOX

Description	1 Model	Specifications			List Price Per Grade																																											
Straight Arm Starter Module - All Upholstered	KN3001UUSS <ul style="list-style-type: none"> · non-stacking · starts the run of multiple seating groups, requires additional components · requires setup with other modules, instructions included · connecting rods extend past leg, see page KN8 for details · screw cap cover will be provided to back attachment · maple wood trim arm caps available on standard nylon arms; add \$201 list · multiple fabrics, see page KN5 · wall saver 	<table border="1"> <thead> <tr> <th>Dimensions</th> <th>D</th> <th>W</th> <th>H</th> </tr> </thead> <tbody> <tr> <td>Overall</td> <td>21 ¼</td> <td>21 ¼</td> <td>32</td> </tr> <tr> <td>Seat</td> <td>17 ¾</td> <td>19</td> <td>18 ½</td> </tr> <tr> <td>Arm</td> <td></td> <td></td> <td>26 ⅝</td> </tr> </tbody> </table>			Dimensions	D	W	H	Overall	21 ¼	21 ¼	32	Seat	17 ¾	19	18 ½	Arm			26 ⅝	<table border="1"> <tbody> <tr> <td>COM</td> <td>\$1,012</td> </tr> <tr> <td>A</td> <td>\$1,023</td> </tr> <tr> <td>B</td> <td>\$1,043</td> </tr> <tr> <td>COL/C</td> <td>\$1,079</td> </tr> <tr> <td>D</td> <td>\$1,124</td> </tr> <tr> <td>E</td> <td>\$1,163</td> </tr> <tr> <td>F</td> <td>\$1,231</td> </tr> <tr> <td>G</td> <td>\$1,304</td> </tr> <tr> <td>H</td> <td>\$1,367</td> </tr> <tr> <td>I</td> <td>\$1,478</td> </tr> <tr> <td>J</td> <td>\$1,611</td> </tr> <tr> <td>L1</td> <td>\$1,319</td> </tr> <tr> <td>L2</td> <td>\$1,406</td> </tr> </tbody> </table>		COM	\$1,012	A	\$1,023	B	\$1,043	COL/C	\$1,079	D	\$1,124	E	\$1,163	F	\$1,231	G	\$1,304	H	\$1,367	I	\$1,478	J	\$1,611	L1	\$1,319	L2	\$1,406
Dimensions	D	W	H																																													
Overall	21 ¼	21 ¼	32																																													
Seat	17 ¾	19	18 ½																																													
Arm			26 ⅝																																													
COM	\$1,012																																															
A	\$1,023																																															
B	\$1,043																																															
COL/C	\$1,079																																															
D	\$1,124																																															
E	\$1,163																																															
F	\$1,231																																															
G	\$1,304																																															
H	\$1,367																																															
I	\$1,478																																															
J	\$1,611																																															
L1	\$1,319																																															
L2	\$1,406																																															
		<table border="1"> <thead> <tr> <th>Upholstery</th> <th colspan="2">Shipping</th> </tr> </thead> <tbody> <tr> <td>COM Ydg</td> <td>1 ¼</td> <td>Ctn Wt 21</td> </tr> <tr> <td>COL Sq Ft</td> <td>23</td> <td>Cu Ft 11</td> </tr> </tbody> </table>			Upholstery	Shipping		COM Ydg	1 ¼	Ctn Wt 21	COL Sq Ft	23	Cu Ft 11																																			
Upholstery	Shipping																																															
COM Ydg	1 ¼	Ctn Wt 21																																														
COL Sq Ft	23	Cu Ft 11																																														

KNOX


To Order, Specify:

- 1 Model Number
- 2 Fabric Selection - vendor, pattern and color
 Visit www.jsifurniture.com/finishes-and-materials/textiles for our textiles program.
 See selection of standard and graded in manufacturers and patterns.
- 3 Plastic Color or Wood Finish - [See Plastic Color or Wood Finish Options](#)
 - a. Plastic Back - standard
 - b. Maple Back - standard
 - c. Walnut Back - add \$31 list per back
 - d. Essentials Veneer - Horizontal - add \$33 list per back
- 4 Handle Cut Out - add \$23 list per veneer back
- 7 Metal Frame Finish - [See Metal Frame Options](#)

Description	① Model	Specifications	List Price Per Grade																								
<p>Armless Adder Module</p>  <p>KN3003PPA plastic seat</p>  <p>KN3003PUA uph. seat</p>	<p>KN3003PPA - All Plastic KN3003PUA - Seat Uph.</p> <ul style="list-style-type: none"> · connects to starter section and additional adder sections or an end section to a multiple seating run · requires setup with other modules, instructions included · connecting rods extend past leg, see page KN8 for details · wall saver 	<table border="1"> <thead> <tr> <th>Dimensions</th> <th>D</th> <th>W</th> <th>H</th> </tr> </thead> <tbody> <tr> <td>Overall</td> <td>21 ¼</td> <td>19 ¾</td> <td>32</td> </tr> <tr> <td>Seat</td> <td>17 ¾</td> <td>19</td> <td>18 ½</td> </tr> <tr> <th colspan="2">Upholstery</th> <th colspan="2">Shipping</th> </tr> <tr> <td>COM Ydg</td> <td>¾</td> <td>Ctn Wt</td> <td>11</td> </tr> <tr> <td>COL Sq Ft</td> <td>14</td> <td>Cu Ft</td> <td>10</td> </tr> </tbody> </table>	Dimensions	D	W	H	Overall	21 ¼	19 ¾	32	Seat	17 ¾	19	18 ½	Upholstery		Shipping		COM Ydg	¾	Ctn Wt	11	COL Sq Ft	14	Cu Ft	10	<p>All Plastic \$485 COM \$611 A \$618 B \$630 COL/C \$651 D \$679 E \$702 F \$743 G \$787 H \$824 I \$891 J \$970 L1 \$795 L2 \$848</p>
Dimensions	D	W	H																								
Overall	21 ¼	19 ¾	32																								
Seat	17 ¾	19	18 ½																								
Upholstery		Shipping																									
COM Ydg	¾	Ctn Wt	11																								
COL Sq Ft	14	Cu Ft	10																								
<p>Armless Adder Module - Wood Back/Upholstered Seat</p> 	<p>KN3003WUA</p> <ul style="list-style-type: none"> · connects to starter section and additional adder sections or an end section to a multiple seating run · requires setup with other modules, instructions included · connecting rods extend past leg, see page KN8 for details · standard maple veneer back available in maple finishes · optional walnut veneer back available in walnut finishes; add \$31 list · optional essentials veneer - horizontal; add \$33 list · optional handle cut out; add \$23 list · linking bracket available, order separately, see page KN33 · wall saver 	<table border="1"> <thead> <tr> <th>Dimensions</th> <th>D</th> <th>W</th> <th>H</th> </tr> </thead> <tbody> <tr> <td>Overall</td> <td>21 ¼</td> <td>19 ¾</td> <td>32</td> </tr> <tr> <td>Seat</td> <td>17 ¾</td> <td>19</td> <td>18 ½</td> </tr> <tr> <th colspan="2">Upholstery</th> <th colspan="2">Shipping</th> </tr> <tr> <td>COM Ydg</td> <td>¾</td> <td>Ctn Wt</td> <td>11</td> </tr> <tr> <td>COL Sq Ft</td> <td>14</td> <td>Cu Ft</td> <td>10</td> </tr> </tbody> </table>	Dimensions	D	W	H	Overall	21 ¼	19 ¾	32	Seat	17 ¾	19	18 ½	Upholstery		Shipping		COM Ydg	¾	Ctn Wt	11	COL Sq Ft	14	Cu Ft	10	<p>COM \$840 A \$847 B \$859 COL/C \$880 D \$908 E \$931 F \$972 G \$1,016 H \$1,053 I \$1,120 J \$1,199 L1 \$1,024 L2 \$1,077</p>
Dimensions	D	W	H																								
Overall	21 ¼	19 ¾	32																								
Seat	17 ¾	19	18 ½																								
Upholstery		Shipping																									
COM Ydg	¾	Ctn Wt	11																								
COL Sq Ft	14	Cu Ft	10																								

KNOX

Description	① Model	Specifications				List Price Per Grade																																																		
Armless Adder Module - All Upholstered	KN3003UUA <ul style="list-style-type: none"> · connects to starter section and additional adder sections or an end section to a multiple seating run · requires setup with other modules, instructions included · connecting rods extend past leg, see page KN8 for details · wall saver 	<table border="1"> <thead> <tr> <th data-bbox="836 199 1088 231">Dimensions</th> <th data-bbox="1088 199 1161 231">D</th> <th data-bbox="1161 199 1242 231">W</th> <th data-bbox="1242 199 1339 231">H</th> </tr> </thead> <tbody> <tr> <td data-bbox="836 231 1088 273">Overall</td> <td data-bbox="1088 231 1161 273">21 ¼</td> <td data-bbox="1161 231 1242 273">19 ¾</td> <td data-bbox="1242 231 1339 273">32</td> </tr> <tr> <td data-bbox="836 273 1088 315">Seat</td> <td data-bbox="1088 273 1161 315">17 ¾</td> <td data-bbox="1161 273 1242 315">19</td> <td data-bbox="1242 273 1339 315">18 ½</td> </tr> <tr> <th colspan="2" data-bbox="836 315 1088 357">Upholstery</th> <th colspan="2" data-bbox="1088 315 1339 357">Shipping</th> </tr> <tr> <td data-bbox="836 357 1088 399">COM Ydg</td> <td data-bbox="1088 357 1161 399">1 ¼</td> <td data-bbox="1161 357 1242 399">Ctn Wt</td> <td data-bbox="1242 357 1339 399">12</td> </tr> <tr> <td data-bbox="836 399 1088 430">COL Sq Ft</td> <td data-bbox="1088 399 1161 430">23</td> <td data-bbox="1161 399 1242 430">Cu Ft</td> <td data-bbox="1242 399 1339 430">10</td> </tr> </tbody> </table>				Dimensions	D	W	H	Overall	21 ¼	19 ¾	32	Seat	17 ¾	19	18 ½	Upholstery		Shipping		COM Ydg	1 ¼	Ctn Wt	12	COL Sq Ft	23	Cu Ft	10	<table border="0"> <tr><td>COM</td><td>\$782</td></tr> <tr><td>A</td><td>\$793</td></tr> <tr><td>B</td><td>\$813</td></tr> <tr><td>COL/C</td><td>\$849</td></tr> <tr><td>D</td><td>\$894</td></tr> <tr><td>E</td><td>\$933</td></tr> <tr><td>F</td><td>\$1,001</td></tr> <tr><td>G</td><td>\$1,074</td></tr> <tr><td>H</td><td>\$1,137</td></tr> <tr><td>I</td><td>\$1,248</td></tr> <tr><td>J</td><td>\$1,381</td></tr> <tr><td>L1</td><td>\$1,089</td></tr> <tr><td>L2</td><td>\$1,176</td></tr> </table>	COM	\$782	A	\$793	B	\$813	COL/C	\$849	D	\$894	E	\$933	F	\$1,001	G	\$1,074	H	\$1,137	I	\$1,248	J	\$1,381	L1	\$1,089	L2	\$1,176
Dimensions	D	W	H																																																					
Overall	21 ¼	19 ¾	32																																																					
Seat	17 ¾	19	18 ½																																																					
Upholstery		Shipping																																																						
COM Ydg	1 ¼	Ctn Wt	12																																																					
COL Sq Ft	23	Cu Ft	10																																																					
COM	\$782																																																							
A	\$793																																																							
B	\$813																																																							
COL/C	\$849																																																							
D	\$894																																																							
E	\$933																																																							
F	\$1,001																																																							
G	\$1,074																																																							
H	\$1,137																																																							
I	\$1,248																																																							
J	\$1,381																																																							
L1	\$1,089																																																							
L2	\$1,176																																																							



KNOX

To Order, Specify:

- ① Model Number
- ② Fabric Selection - vendor, pattern and color
 Visit www.jsifurniture.com/finishes-and-materials/textiles for our textiles program.
 See selection of standard and graded in manufacturers and patterns.
- ③ Plastic Color or Wood Finish - [See Plastic Color or Wood Finish Options](#)
 - a. Plastic Back - standard
 - b. Maple Back - standard
 - c. Walnut Back - add \$31 list per back
 - d. Essentials Veneer - Horizontal - add \$33 list per back
- ④ Handle Cut Out - add \$23 list per veneer back
- ⑦ Metal Frame Finish - [See Metal Frame Options](#)

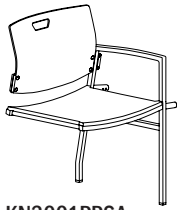
Description

① Model

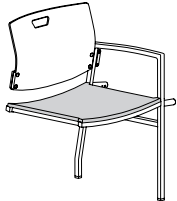
Specifications

List Price Per Grade

Arm Adder Module



KN3001PPSA
plastic seat



KN3001PUSA
uph. seat

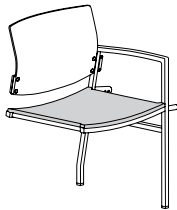
KN3001PPSA- All Plastic
KN3001PUSA - Seat Uph.

- connects to starter section and additional adder sections or an end section to a multiple seating run
- requires setup with other modules, instructions included
- connecting rods extend past leg, see page [KN8](#) for details
- maple wood trim arm caps available on standard nylon arms; add \$101 list
- wall saver

Dimensions	D	W	H
Overall	21 ¼	19 ¾	32
Seat	17 ¾	19	18 ½
Arm			26 ⅝
Upholstery		Shipping	
COM Ydg	¾	Ctn Wt	12
COL Sq Ft	14	Cu Ft	10

All Plastic	\$534
COM	\$660
A	\$667
B	\$679
COL/C	\$700
D	\$728
E	\$751
F	\$792
G	\$836
H	\$873
I	\$940
J	\$1,019
L1	\$844
L2	\$897

Straight Arm Adder Module -
Wood Back/Upholstered Seat



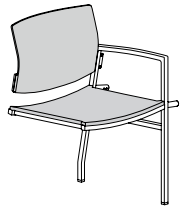
KN3001WUSA

- connects to starter section and additional adder sections or an end section to a multiple seating run
- requires setup with other modules, instructions included
- connecting rods extend past leg, see page [KN8](#) for details
- standard maple veneer back available in maple finishes
- optional walnut veneer back available in walnut finishes; add \$31 list
- optional essentials veneer - horizontal; add \$33 list
- optional handle cut out; add \$23 list
- maple wood trim arm caps available on standard nylon arms; add \$101 list
- wall saver

Dimensions	D	W	H
Overall	21 ¼	19 ¾	32
Seat	17 ¾	19	18 ½
Arm			26 ⅝
Upholstery		Shipping	
COM Ydg	¾	Ctn Wt	13
COL Sq Ft	14	Cu Ft	10

COM	\$905
A	\$912
B	\$924
COL/C	\$945
D	\$973
E	\$996
F	\$1,037
G	\$1,081
H	\$1,118
I	\$1,185
J	\$1,264
L1	\$1,089
L2	\$1,142

KNOX

Description	① Model	Specifications			List Price Per Grade	
Straight Arm Adder Module - All Upholstered	KN3001UUSA	Dimensions	D	W	H	COM \$830
	<ul style="list-style-type: none"> · connects to starter section and additional adder sections or an end section to a multiple seating run · requires setup with other modules, instructions included · connecting rods extend past leg, see page KN8 for details · maple wood trim arm caps available on standard nylon arms; add \$101 list · multiple fabrics, see page KN5 · wall saver 	Overall	21 ¼	19 ¾	32	A \$841
		Seat	17 ¾	19	18 ½	B \$861
		Arm			26 ½	COL/C \$897
		Upholstery	Shipping			D \$942
		COM Ydg	1 ¼	Ctn Wt	15	E \$981
		COL Sq Ft	23	Cu Ft	10	F \$1,049
						G \$1,122
						H \$1,185
						I \$1,296
						J \$1,429
						L1 \$1,137
						L2 \$1,224

KNOX

To Order, Specify:

- ① Model Number
- ② Fabric Selection - vendor, pattern and color
 Visit www.jsifurniture.com/finishes-and-materials/textiles for our textiles program.
 See selection of standard and graded in manufacturers and patterns.
- ③ Plastic Color or Wood Finish - [See Plastic Color or Wood Finish Options](#)
 - a. Plastic Back - standard
 - b. Maple Back - standard
 - c. Walnut Back - add \$31 list per back
 - d. Essentials Veneer - Horizontal - add \$33 list per back
- ④ Handle Cut Out - add \$23 list per veneer back
- ⑦ Metal Frame Finish - [See Metal Frame Options](#)

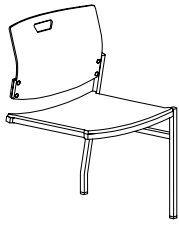
Description

① Model

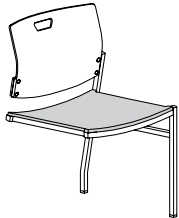
Specifications

List Price Per Grade

Armless Ender Module



KN3001PPE
plastic seat



KN3001PUE
uph. seat

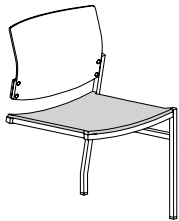
KN3003PPE - All Plastic
KN3003PUE - Seat Uph.

- connect to a starter section or adder sections to end a multiple seating run
- requires setup with other modules, instructions included
- connecting rods extend past leg, see page [KN8](#) for details
- wall saver

Dimensions	D	W	H
Overall	21 ¼	19 ¾	32
Seat	17 ¾	19	18 ½
Upholstery		Shipping	
COM Ydg	¾	Ctn Wt	11
COL Sq Ft	14	Cu Ft	10

All Plastic	\$463
COM	\$588
A	\$595
B	\$607
COL/C	\$628
D	\$656
E	\$679
F	\$720
G	\$764
H	\$801
I	\$868
J	\$947
L1	\$772
L2	\$825

Armless Ender Module -
Wood Back / Upholstered Seat




KN3003WUE

- connect to a starter section or adder sections to end a multiple seating run
- requires setup with other modules, instructions included
- connecting rods extend past leg, see page [KN8](#) for details
- standard maple veneer back available in maple finishes
- optional walnut veneer back available in walnut finishes; add \$31 list
- optional essentials veneer - horizontal; add \$33 list
- optional handle cut out; add \$23 list
- wall saver

Dimensions	D	W	H
Overall	21 ¼	19 ¾	32
Seat	17 ¾	19	18 ½
Arm			n/a
Upholstery		Shipping	
COM Ydg	¾	Ctn Wt	11
COL Sq Ft	14	Cu Ft	10

COM	\$833
A	\$840
B	\$852
COL/C	\$873
D	\$901
E	\$924
F	\$965
G	\$1,009
H	\$1,046
I	\$1,113
J	\$1,192
L1	\$1,017
L2	\$1,070

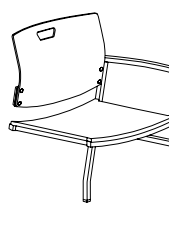
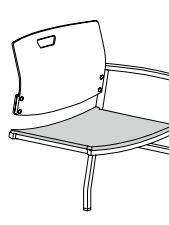
KNOX

Description	① Model	Specifications				List Price Per Grade	
		Dimensions	D	W	H	COM	
Armless Ender Module - All Upholstered 	KN3003UUE · connect to a starter section or add sections to end a multiple seating run · requires setup with other modules, instructions included · connecting rods extend past leg, see page KN8 for details · wall saver	Overall	21 ¼	19 ¾	32	COM	\$737
		Seat	17 ¾	19	18 ½	COL/C	\$804
		Upholstery		Shipping		D	\$849
		COM Ydg	1 ¼	Ctn Wt	12	E	\$888
		COL Sq Ft	23	Cu Ft	10	F	\$956
						G	\$1,029
						H	\$1,092
						I	\$1,203
						J	\$1,336
						L1	\$1,044
						L2	\$1,131

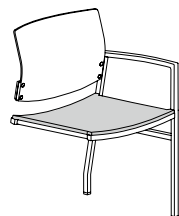
KNOX

To Order, Specify:

- ① Model Number
- ② Fabric Selection - vendor, pattern and color
 Visit www.jsifurniture.com/finishes-and-materials/textiles for our textiles program.
 See selection of standard and graded in manufacturers and patterns.
- ③ Plastic Color or Wood Finish - [See Plastic Color or Wood Finish Options](#)
 - a. Plastic Back - standard
 - b. Maple Back - standard
 - c. Walnut Back - add \$31 list per back
 - d. Essentials Veneer - Horizontal - add \$33 list per back
- ④ Handle Cut Out - add \$23 list per veneer back
- ⑦ Metal Frame Finish - [See Metal Frame Options](#)

Description	① Model	Specifications				List Price Per Grade																
Straight Arm Ender Module	KN3001PPSE - All Plastic KN3001PUSE - Seat Uph.	<table border="1"> <thead> <tr> <th>Dimensions</th> <th>D</th> <th>W</th> <th>H</th> </tr> </thead> <tbody> <tr> <td>Overall</td> <td>21 ¼</td> <td>19 ¾</td> <td>32</td> </tr> <tr> <td>Seat</td> <td>17 ¾</td> <td>19</td> <td>18 ½</td> </tr> <tr> <td>Arm</td> <td></td> <td></td> <td>26 ⅝</td> </tr> </tbody> </table>				Dimensions	D	W	H	Overall	21 ¼	19 ¾	32	Seat	17 ¾	19	18 ½	Arm			26 ⅝	All Plastic \$510
Dimensions	D	W	H																			
Overall	21 ¼	19 ¾	32																			
Seat	17 ¾	19	18 ½																			
Arm			26 ⅝																			
	<ul style="list-style-type: none"> connect to a starter section or adder sections to end a multiple seating run requires setup with other modules, instructions included connecting rods extend past leg, see page KN8 for details maple wood trim arm caps available on standard nylon arms; add \$101 list wall saver 	<table border="1"> <thead> <tr> <th colspan="2">Upholstery</th> <th colspan="2">Shipping</th> </tr> </thead> <tbody> <tr> <td>COM Ydg</td> <td>¾</td> <td>Ctn Wt</td> <td>12</td> </tr> <tr> <td>COL Sq Ft</td> <td>14</td> <td>Cu Ft</td> <td>10</td> </tr> </tbody> </table>				Upholstery		Shipping		COM Ydg	¾	Ctn Wt	12	COL Sq Ft	14	Cu Ft	10	COM \$637				
Upholstery		Shipping																				
COM Ydg	¾	Ctn Wt	12																			
COL Sq Ft	14	Cu Ft	10																			
KN3001PPSE plastic seat		A \$644																				
		B \$656																				
KN3001PUSE uph. seat		COL/C \$677																				
		D \$705																				
		E \$728																				
		F \$769																				
		G \$813																				
		H \$850																				
		I \$917																				
		J \$996																				
		L1 \$821																				
		L2 \$874																				

Straight Arm Ender Module - Wood Back/Upholstered Seat



KN3001WUSE

- connect to a starter section or adder sections to end a multiple seating run
- requires setup with other modules, instructions included
- connecting rods extend past leg, see page [KN8](#) for details
- standard maple veneer back available in maple finishes
- optional walnut veneer back available in walnut finishes; add \$31 list
- optional essentials veneer - horizontal; add \$33 list
- optional handle cut out; add \$23 list
- maple wood trim arm caps available on standard nylon arms; add \$101 list
- wall saver

Dimensions	D	W	H
Overall	21 ¼	19 ¾	32
Seat	17 ¾	19	18 ½
Arm			26 ⅝

Upholstery		Shipping	
COM Ydg	¾	Ctn Wt	13
COL Sq Ft	14	Cu Ft	10

COM \$882

A \$889

B \$901

COL/C \$922

D \$950

E \$973

F \$1,014

G \$1,058

H \$1,095

I \$1,162


J \$1,241

L1 \$1,066

L2 \$1,119

KNOX

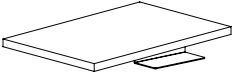
Description	① Model	Specifications				List Price Per Grade																																																						
Straight Arm Ender Module - All Upholstered	KN3001UUSE <ul style="list-style-type: none"> · connect to a starter section or add sections to end a multiple seating run · requires setup with other modules, instructions included · connecting rods extend past leg, see page KN8 for details · maple wood trim arm caps available on standard nylon arms; add \$101 list · multiple fabrics, see page KN5 · wall saver 	<table border="1"> <thead> <tr> <th data-bbox="836 199 1088 231">Dimensions</th> <th data-bbox="1088 199 1144 231">D</th> <th data-bbox="1144 199 1226 231">W</th> <th data-bbox="1226 199 1339 231">H</th> </tr> </thead> <tbody> <tr> <td data-bbox="836 231 1088 273">Overall</td> <td data-bbox="1088 231 1144 273">21 ¼</td> <td data-bbox="1144 231 1226 273">19 ¾</td> <td data-bbox="1226 231 1339 273">32</td> </tr> <tr> <td data-bbox="836 273 1088 315">Seat</td> <td data-bbox="1088 273 1144 315">17 ¾</td> <td data-bbox="1144 273 1226 315">19</td> <td data-bbox="1226 273 1339 315">18 ½</td> </tr> <tr> <td data-bbox="836 315 1088 357">Arm</td> <td colspan="2" data-bbox="1088 315 1226 357"></td> <td data-bbox="1226 315 1339 357">26 ½</td> </tr> <tr> <th colspan="2" data-bbox="836 357 1088 388">Upholstery</th> <th colspan="2" data-bbox="1088 357 1339 388">Shipping</th> </tr> <tr> <td data-bbox="836 388 1088 430">COM Ydg</td> <td data-bbox="1088 388 1144 430">1 ¼</td> <td data-bbox="1088 388 1226 430">Ctn Wt</td> <td data-bbox="1226 388 1339 430">15</td> </tr> <tr> <td data-bbox="836 430 1088 472">COL Sq Ft</td> <td data-bbox="1088 430 1144 472">23</td> <td data-bbox="1088 430 1226 472">Cu Ft</td> <td data-bbox="1226 430 1339 472">10</td> </tr> </tbody> </table>				Dimensions	D	W	H	Overall	21 ¼	19 ¾	32	Seat	17 ¾	19	18 ½	Arm			26 ½	Upholstery		Shipping		COM Ydg	1 ¼	Ctn Wt	15	COL Sq Ft	23	Cu Ft	10	<table> <tr><td>COM</td><td>\$807</td></tr> <tr><td>A</td><td>\$818</td></tr> <tr><td>B</td><td>\$838</td></tr> <tr><td>COL/C</td><td>\$874</td></tr> <tr><td>D</td><td>\$919</td></tr> <tr><td>E</td><td>\$958</td></tr> <tr><td>F</td><td>\$1,026</td></tr> <tr><td>G</td><td>\$1,099</td></tr> <tr><td>H</td><td>\$1,162</td></tr> <tr><td>I</td><td>\$1,273</td></tr> <tr><td>J</td><td>\$1,406</td></tr> <tr><td>L1</td><td>\$1,114</td></tr> <tr><td>L2</td><td>\$1,201</td></tr> </table>	COM	\$807	A	\$818	B	\$838	COL/C	\$874	D	\$919	E	\$958	F	\$1,026	G	\$1,099	H	\$1,162	I	\$1,273	J	\$1,406	L1	\$1,114	L2	\$1,201
Dimensions	D	W	H																																																									
Overall	21 ¼	19 ¾	32																																																									
Seat	17 ¾	19	18 ½																																																									
Arm			26 ½																																																									
Upholstery		Shipping																																																										
COM Ydg	1 ¼	Ctn Wt	15																																																									
COL Sq Ft	23	Cu Ft	10																																																									
COM	\$807																																																											
A	\$818																																																											
B	\$838																																																											
COL/C	\$874																																																											
D	\$919																																																											
E	\$958																																																											
F	\$1,026																																																											
G	\$1,099																																																											
H	\$1,162																																																											
I	\$1,273																																																											
J	\$1,406																																																											
L1	\$1,114																																																											
L2	\$1,201																																																											



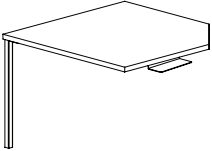
KNOX

To Order, Specify:

- ① Model Number
- ② Fabric Selection - vendor, pattern and color
 Visit www.jsifurniture.com/finishes-and-materials/textiles for our textiles program.
 See selection of standard and graded in manufacturers and patterns.
- ③ Plastic Color or Wood Finish - [See Plastic Color or Wood Finish Options](#)
 - a. Plastic Back - standard
 - b. Maple Back - standard
 - c. Walnut Back - add \$31 list per back
 - d. Essentials Veneer - Horizontal - add \$33 list per back
- ④ Handle Cut Out - add \$23 list per veneer back
- ⑦ Metal Frame Finish - [See Metal Frame Options](#)

Description	D	W	H	CTN WT	CU FT	① Model	Laminate	Veneer
Inline Table 	18	12	3/4	6	1	KNI1218L	\$522	
	18	12	3/4	6	1	KNI1218V		\$782
	18	18	3/4	9	1	KNI1818L	\$544	
	18	18	3/4	9	1	KNI1818V		\$800

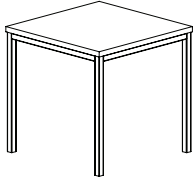
- attaches to multiple unit chair, armless guest or straight arm guest with bracket that wraps bottom of chair; brackets included
- 14 gauge 6" connector bracket
- specify bracket color arctic silver or matte black

Connecting Corner Table 	26	26	3/4	12	1	KNC2626L	\$656	
	26	26	3/4	12	1	KNC2626V		\$911

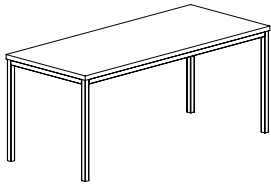
- attaches to multiple unit chair, armless guest or straight arm guest with bracket that wraps bottom of chair; brackets included
- tubular corner leg 1 7/8" square 12 gauge with nylon tube glide
- 14 gauge 6" connector bracket

KNOX

Description	D	W	H	CTN WT	CU FT	① Model	Laminate	Veneer
Side Table	18	18	18	15	5	KNF1818L	\$685	
	18	18	18	15	5	KNF1818V		\$941



Magazine Table	18	42	18	24	10	KNF1842L	\$835	
	18	42	18	24	10	KNF1842V		\$1,079



KNOX

To Order, Specify:

- ① Model Number
- ② Laminate or Wood Finish - [See Laminate or Wood Finish Options](#)
- ③ Metal Frame Finish - [See Metal Frame Options](#)

Description

① Model


Specifications

List Price Per Grade

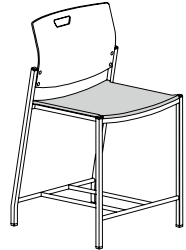
38 3/8" h Armless Counter Stool

KN3004PP - All Plastic
KN3004PU - Seat Uph.

- foot rail for 5 3/4" high from floor
- wall saver



KN3004PP
plastic seat



KN3004PU
uph. seat

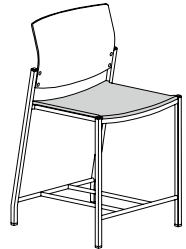
Dimensions	D	W	H
Overall	23 3/8	21 1/4	38 3/8
Seat	17 3/8	19	24 1/2
Upholstery		Shipping	
COM Ydg	3/4	Ctn Wt	24
COL Sq Ft	14	Cu Ft	15

All Plastic	\$778
COM	\$925
A	\$932
B	\$944
COL/C	\$965
D	\$993
E	\$1,016
F	\$1,057
G	\$1,101
H	\$1,138
I	\$1,205
J	\$1,284
L1	\$1,109
L2	\$1,162

38 3/8" h Armless Counter Stool -
Wood Back/Upholstered Seat

KN3004WU

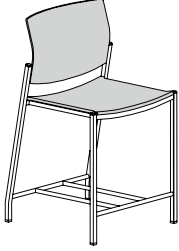
- foot rail for 5 3/4" high from floor
- standard maple veneer back available in maple finishes
- optional walnut veneer back available in walnut finishes; add \$31 list
- optional essentials veneer - horizontal; add \$33 list
- optional handle cut out; add \$23 list
- wall saver



Dimensions	D	W	H
Overall	23 3/8	21 1/4	38 3/8
Seat	17 3/8	19	24 1/2
Upholstery		Shipping	
COM Ydg	3/4	Ctn Wt	25
COL Sq Ft	14	Cu Ft	15

COM	\$1,155
A	\$1,162
B	\$1,174
COL/C	\$1,195
D	\$1,223
E	\$1,246
F	\$1,287
G	\$1,331
H	\$1,368
I	\$1,435
J	\$1,514
L1	\$1,339
L2	\$1,392

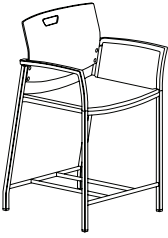
KNOX

Description	Model	Specifications				List Price Per Grade	
38 3/8" h Armless Counter Stool - All Upholstered 	KN3004UU · foot rail for 5 3/4" high from floor · multiple fabrics, see page KN5 · wall saver	Dimensions		D	W	H	COM \$1,069
		Overall	23 3/8	21 1/4	38 3/8	A \$1,080	
		Seat	17 3/8	19	24 1/2	B \$1,100	
		Upholstery		Shipping		COL/C \$1,136	
		COM Ydg	1 1/4	Ctn Wt	26	D \$1,181	
		COL Sq Ft	23	Cu Ft	15	E \$1,220	
						F \$1,288	
						G \$1,361	
						H \$1,424	
						I \$1,535	
						J \$1,668	
						L1 \$1,376	
						L2 \$1,463	

KNOX


To Order, Specify:

- ① Model Number
- ② Fabric Selection - vendor, pattern and color
 Visit www.jsifurniture.com/finishes-and-materials/textiles for our textiles program.
 See selection of standard and graded in manufacturers and patterns.
- ③ Plastic Color or Wood Finish - [See Plastic Color or Wood Finish Options](#)
 - a. Plastic Back - standard
 - b. Maple Back - standard
 - c. Walnut Back - add \$31 list per back
 - d. Essentials Veneer - Horizontal - add \$33 list per back
- ④ Handle Cut Out - add \$23 list per veneer back
- ⑦ Metal Frame Finish - [See Metal Frame Options](#)

Description	Model	Specifications	List Price Per Grade																
38³/₈"h Flared Arm Counter Stool  KN3004PPF plastic seat	KN3004PPF - All Plastic KN3004PUF - Seat Uph. <ul style="list-style-type: none"> · foot rail for 5³/₄" high from floor · maple wood trim arm caps available on standard nylon arms; add \$201 list · wall saver 	<table border="1"> <thead> <tr> <th>Dimensions</th> <th>D</th> <th>W</th> <th>H</th> </tr> </thead> <tbody> <tr> <td>Overall</td> <td>23³/₈</td> <td>24¹/₈</td> <td>38³/₈</td> </tr> <tr> <td>Seat</td> <td>17³/₈</td> <td>21¹/₂</td> <td>24¹/₂</td> </tr> <tr> <td>Arm</td> <td></td> <td></td> <td>32⁵/₈</td> </tr> </tbody> </table>	Dimensions	D	W	H	Overall	23 ³ / ₈	24 ¹ / ₈	38 ³ / ₈	Seat	17 ³ / ₈	21 ¹ / ₂	24 ¹ / ₂	Arm			32 ⁵ / ₈	All Plastic \$871 COM \$1,029 A \$1,036 B \$1,048 COL/C \$1,069 D \$1,097 E \$1,120 F \$1,161 G \$1,205 H \$1,242 I \$1,309 J \$1,388 L1 \$1,213 L2 \$1,266
		Dimensions	D	W	H														
Overall	23 ³ / ₈	24 ¹ / ₈	38 ³ / ₈																
Seat	17 ³ / ₈	21 ¹ / ₂	24 ¹ / ₂																
Arm			32 ⁵ / ₈																
<table border="1"> <thead> <tr> <th>Upholstery</th> <th colspan="3">Shipping</th> </tr> </thead> <tbody> <tr> <td>COM Ydg</td> <td>³/₄</td> <td>Ctn Wt</td> <td>25</td> </tr> <tr> <td>COL Sq Ft</td> <td>14</td> <td>Cu Ft</td> <td>17</td> </tr> </tbody> </table>	Upholstery	Shipping			COM Ydg	³ / ₄	Ctn Wt	25	COL Sq Ft	14	Cu Ft	17							
Upholstery	Shipping																		
COM Ydg	³ / ₄	Ctn Wt	25																
COL Sq Ft	14	Cu Ft	17																

KN3004PUF
uph. seat

38³/₈"h Flared Arm Counter Stool - Wood Back/Upholstered Seat




KN3004WUF

- foot rail for 5³/₄" high from floor
- standard maple veneer back available in maple finishes
- optional walnut veneer back available in walnut finishes; add \$31 list
- optional essentials veneer - horizontal; add \$33 list
- optional handle cut out; add \$23 list
- maple wood trim arm caps available on standard nylon arms; add \$201 list
- wall saver

Dimensions	D	W	H	List Price Per Grade												
Overall	23 ³ / ₈	24 ¹ / ₈	38 ³ / ₈	COM \$1,254												
Seat	17 ³ / ₈	21 ¹ / ₂	24 ¹ / ₂	A \$1,261												
Arm			32 ⁵ / ₈	B \$1,273												
<table border="1"> <thead> <tr> <th>Upholstery</th> <th colspan="3">Shipping</th> </tr> </thead> <tbody> <tr> <td>COM Ydg</td> <td>³/₄</td> <td>Ctn Wt</td> <td>26</td> </tr> <tr> <td>COL Sq Ft</td> <td>14</td> <td>Cu Ft</td> <td>17</td> </tr> </tbody> </table>				Upholstery	Shipping			COM Ydg	³ / ₄	Ctn Wt	26	COL Sq Ft	14	Cu Ft	17	COL/C \$1,294
Upholstery	Shipping															
COM Ydg	³ / ₄	Ctn Wt	26													
COL Sq Ft	14	Cu Ft	17													
				D \$1,322												
				E \$1,345												
				F \$1,386												
				G \$1,430												
				H \$1,467												
				I \$1,534												
				J \$1,613												
				L1 \$1,438												
				L2 \$1,491												

KNOX

Description	Model	Specifications				List Price Per Grade	
38 3/8" h Flared Arm Counter Stool - All Upholstered 	KN3004UUF · foot rail for 5 3/4" high from floor · maple wood trim arm caps available on standard nylon arms; add \$201 list · multiple fabrics, see page KN5 · wall saver	Dimensions		D	W	H	COM \$1,166
		Overall	23 3/8	24 1/8	38 3/8	A \$1,177	
		Seat	17 3/8	21 1/2	24 1/2	B \$1,197	COL/C \$1,233
		Arm			32 5/8	D \$1,278	E \$1,317
		Upholstery		Shipping		F \$1,385	G \$1,458
		COM Ydg	1 1/4	Ctn Wt	27	H \$1,521	I \$1,632
		COL Sq Ft	23	Cu Ft	17	J \$1,765	L1 \$1,473
						L2 \$1,560	

KNOX

To Order, Specify:

- 1 Model Number
- 2 Fabric Selection - vendor, pattern and color
 Visit www.jsifurniture.com/finishes-and-materials/textiles for our textiles program.
 See selection of standard and graded in manufacturers and patterns.
- 3 Plastic Color or Wood Finish - [See Plastic Color or Wood Finish Options](#)
 - a. Plastic Back - standard
 - b. Maple Back - standard
 - c. Walnut Back - add \$31 list per back
 - d. Essentials Veneer - Horizontal - add \$33 list per back
- 4 Handle Cut Out - add \$23 list per veneer back
- 7 Metal Frame Finish - [See Metal Frame Options](#)

Description

① Model

Specifications

List Price Per Grade

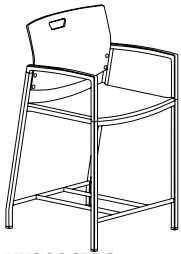
38³/₈"h Straight Arm Counter Stool

KN3004PPS
KN3004PUS

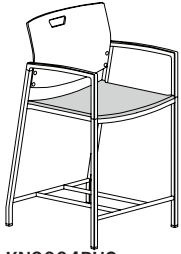
- foot rail for 5³/₄" high from floor
- maple wood trim arm caps available on standard nylon arms; add \$201 list
- wall saver

Dimensions	D	W	H
Overall	23 ³ / ₈	21 ¹ / ₄	38 ³ / ₈
Seat	17 ³ / ₈	21 ¹ / ₂	24 ¹ / ₂
Arm			32 ⁵ / ₈
Shipping			
	Ctn Wt	24	
	Cu Ft	15	

All Plastic	\$875
COM	\$1,028
A	\$1,035
B	\$1,047
COL/C	\$1,068
D	\$1,096
E	\$1,119
F	\$1,160
G	\$1,204
H	\$1,241
I	\$1,308
J	\$1,387
L1	\$1,212
L2	\$1,265



KN3004PPS
plastic seat



KN3004PUS
uph. seat

KNOX

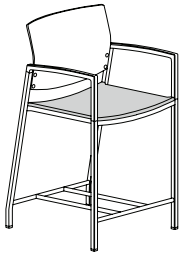
38³/₈"h Straight Arm Counter Stool -
Wood Back Seat/Upholstered Seat


KN3004WUS

- foot rail for 5³/₄" high from floor
- standard maple veneer back available in maple finishes
- optional walnut veneer back available in walnut finishes; add \$31 list
- optional essentials veneer - horizontal; add \$33 list
- optional handle cut out; add \$23 list
- maple wood trim arm caps available on standard nylon arms; add \$201 list
- wall saver

Dimensions	D	W	H
Overall	23 ³ / ₈	21 ¹ / ₄	38 ³ / ₈
Seat	17 ³ / ₈	19 ³ / ₈	24 ¹ / ₂
Arm			32 ⁵ / ₈
Upholstery	Shipping		
COM Ydg	³ / ₄	Ctn Wt	26
COL Sq Ft	14	Cu Ft	15

COM	\$1,252
A	\$1,259
B	\$1,271
COL/C	\$1,292
D	\$1,320
E	\$1,343
F	\$1,384
G	\$1,428
H	\$1,465
I	\$1,532
J	\$1,611
L1	\$1,436
L2	\$1,489



Description	① Model	Specifications			List Price Per Grade																		
38 3/8" h Straight Arm Counter Stool - All Upholstered	KN3004UUS <ul style="list-style-type: none"> · foot rail for 5 3/4" high from floor · maple wood trim arm caps available on standard nylon arms; add \$201 list · multiple fabrics, see page KN5 · wall saver 	<table border="1"> <thead> <tr> <th data-bbox="836 199 1088 231">Dimensions</th> <th data-bbox="1088 199 1144 231">D</th> <th data-bbox="1144 199 1226 231">W</th> <th data-bbox="1226 199 1339 231">H</th> </tr> </thead> <tbody> <tr> <td data-bbox="836 231 1088 273">Overall</td> <td data-bbox="1088 231 1144 273">23 3/8</td> <td data-bbox="1144 231 1226 273">21 1/4</td> <td data-bbox="1226 231 1339 273">38 3/8</td> </tr> <tr> <td data-bbox="836 273 1088 315">Seat</td> <td data-bbox="1088 273 1144 315">17 3/8</td> <td data-bbox="1144 273 1226 315">19 3/8</td> <td data-bbox="1226 273 1339 315">24 1/2</td> </tr> <tr> <td data-bbox="836 315 1088 357">Arm</td> <td colspan="2"></td> <td data-bbox="1226 315 1339 357">32 5/8</td> </tr> </tbody> </table>			Dimensions	D	W	H	Overall	23 3/8	21 1/4	38 3/8	Seat	17 3/8	19 3/8	24 1/2	Arm			32 5/8	COM \$1,164	A \$1,175	B \$1,195
Dimensions	D	W	H																				
Overall	23 3/8	21 1/4	38 3/8																				
Seat	17 3/8	19 3/8	24 1/2																				
Arm			32 5/8																				
				COL/C \$1,231	D \$1,276	E \$1,315	F \$1,383	G \$1,456	H \$1,519	I \$1,630	J \$1,763	L1 \$1,471	L2 \$1,558										
		<table border="1"> <thead> <tr> <th data-bbox="836 357 1088 388">Upholstery</th> <th colspan="2" data-bbox="1088 357 1339 388">Shipping</th> </tr> </thead> <tbody> <tr> <td data-bbox="836 388 1088 430">COM Ydg</td> <td data-bbox="1088 388 1144 430">1 1/4</td> <td data-bbox="1144 388 1226 430">Ctn Wt</td> <td data-bbox="1226 388 1339 430">27</td> </tr> <tr> <td data-bbox="836 430 1088 472">COL Sq Ft</td> <td data-bbox="1088 430 1144 472">23</td> <td data-bbox="1144 430 1226 472">Cu Ft</td> <td data-bbox="1226 430 1339 472">15</td> </tr> </tbody> </table>			Upholstery	Shipping		COM Ydg	1 1/4	Ctn Wt	27	COL Sq Ft	23	Cu Ft	15								
Upholstery	Shipping																						
COM Ydg	1 1/4	Ctn Wt	27																				
COL Sq Ft	23	Cu Ft	15																				

KNOX

To Order, Specify:

- ① Model Number
- ② Fabric Selection - vendor, pattern and color
 Visit www.jsifurniture.com/finishes-and-materials/textiles for our textiles program.
 See selection of standard and graded in manufacturers and patterns.
- ③ Plastic Color or Wood Finish - [See Plastic Color or Wood Finish Options](#)
 - a. Plastic Back - standard
 - b. Maple Back - standard
 - c. Walnut Back - add \$31 list per back
 - d. Essentials Veneer - Horizontal - add \$33 list per back
- ④ Handle Cut Out - add \$23 list per veneer back
- ⑦ Metal Frame Finish - [See Metal Frame Options](#)

Description

① Model

Specifications

List Price Per Grade

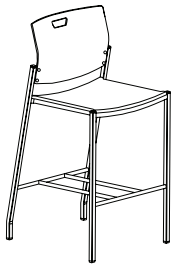
44³/₈"h Armless Bar Stool

KN3008PP - All Plastic
KN3008PU - Seat Uph.

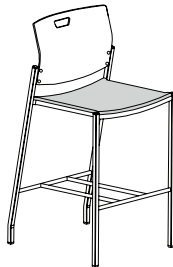
- foot rail for 11³/₄" high from floor
- wall saver

Dimensions	D	W	H
Overall	23 ³ / ₄	21 ¹ / ₄	44 ³ / ₈
Seat	17 ³ / ₈	19	30 ¹ / ₂
Upholstery		Shipping	
COM Ydg	³ / ₄	Ctn Wt	26
COL Sq Ft	14	Cu Ft	16

All Plastic	\$861
COM	\$1,009
A	\$1,016
B	\$1,028
COL/C	\$1,049
D	\$1,077
E	\$1,100
F	\$1,141
G	\$1,185
H	\$1,222
I	\$1,289
J	\$1,368
L1	\$1,193
L2	\$1,246



KN3008PP
plastic seat



KN3008PU
uph. seat

KNOX

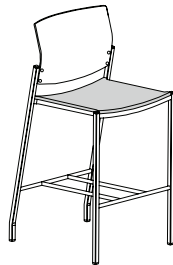
44³/₈"h Armless Bar Stool -
Wood Back/Upholstered Seat

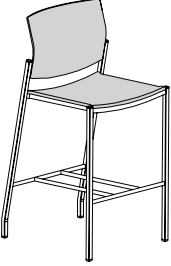
KN3008WU

- foot rail for 11³/₄" high from floor
- standard maple veneer back available in maple finishes
- optional walnut veneer back available in walnut finishes; add \$31 list
- optional essentials veneer - horizontal; add \$33 list
- optional handle cut out; add \$23 list
- wall saver

Dimensions	D	W	H
Overall	23 ³ / ₄	21 ¹ / ₄	44 ³ / ₈
Seat	17 ³ / ₈	19	30 ¹ / ₂
Upholstery		Shipping	
COM Ydg	³ / ₄	Ctn Wt	27
COL Sq Ft	14	Cu Ft	16

COM	\$1,231
A	\$1,238
B	\$1,250
COL/C	\$1,271
D	\$1,299
E	\$1,322
F	\$1,363
G	\$1,407
H	\$1,444
I	\$1,511
J	\$1,590
L1	\$1,415
L2	\$1,468



Description	Model	Specifications				List Price Per Grade	
		Dimensions	D	W	H	COM	
44 ³ / ₈ "h Armless Bar Stool - All Upholstered	KN3008UU · foot rail for 11 ³ / ₄ " high from floor · multiple fabrics, see page KN5 · wall saver	Overall	23 ³ / ₄	21 ¹ / ₄	44 ³ / ₈	\$1,155	
		Seat	17 ³ / ₈	19	30 ¹ / ₂	\$1,166	
		Upholstery		Shipping		\$1,186	
		COM Ydg	1 ¹ / ₄	Ctn Wt	27	\$1,222	
		COL Sq Ft	23	Cu Ft	16	\$1,267	
						\$1,306	
						\$1,374	
						\$1,447	
				\$1,510			
				\$1,621			
				\$1,754			
				\$1,462			
				\$1,549			

KNOX

To Order, Specify:

- ① Model Number
- ② Fabric Selection - vendor, pattern and color
 Visit www.jsifurniture.com/finishes-and-materials/textiles for our textiles program.
 See selection of standard and graded in manufacturers and patterns.
- ③ Plastic Color or Wood Finish - [See Plastic Color or Wood Finish Options](#)
 - a. Plastic Back - standard
 - b. Maple Back - standard
 - c. Walnut Back - add \$31 list per back
 - d. Essentials Veneer - Horizontal - add \$33 list per back
- ④ Handle Cut Out - add \$23 list per veneer back
- ⑦ Metal Frame Finish - [See Metal Frame Options](#)

Description

① Model

Specifications

List Price Per Grade


44³/₈"h Flared Arm Bar Stool

KN3008PPF - All Plastic
KN3008PUF - Seat Uph.


- foot rail for 11³/₄" high from floor
- maple wood trim arm caps available on standard nylon arms; add \$201 list
- wall saver

Dimensions	D	W	H
Overall	23 ³ / ₄	24 ¹ / ₈	44 ³ / ₈
Seat	17 ³ / ₈	21 ¹ / ₂	30 ¹ / ₂
Arm			38 ⁵ / ₈
Upholstery		Shipping	
COM Ydg	³ / ₄	Ctn Wt	25
COL Sq Ft	14	Cu Ft	18

All Plastic	\$965
COM	\$1,111
A	\$1,118
B	\$1,130
COL/C	\$1,151
D	\$1,179
E	\$1,202
F	\$1,243
G	\$1,287
H	\$1,324
I	\$1,391
J	\$1,470
L1	\$1,295
L2	\$1,348



KN3008PPF
plastic seat



KN3008PUF
uph. seat

KNOX


44³/₈"h Flared Arm Bar Stool -
Wood Back/Upholstered Seat


KN3008WUF

- foot rail for 11³/₄" high from floor
- standard maple veneer back available in maple finishes
- optional walnut veneer back available in walnut finishes; add \$31 list
- optional essentials veneer - horizontal; add \$33 list
- optional handle cut out; add \$23 list
- maple wood trim arm caps available on standard nylon arms; add \$201 list
- wall saver

Dimensions	D	W	H
Overall	23 ³ / ₄	24 ¹ / ₈	44 ³ / ₈
Seat	17 ³ / ₈	21 ¹ / ₂	30 ¹ / ₂
Arm			38 ⁵ / ₈
Upholstery		Shipping	
COM Ydg	³ / ₄	Ctn Wt	25
COL Sq Ft	14	Cu Ft	18

COM	\$1,334
A	\$1,341
B	\$1,353
COL/C	\$1,374
D	\$1,402
E	\$1,425
F	\$1,466
G	\$1,510
H	\$1,547
I	\$1,614
J	\$1,693
L1	\$1,518
L2	\$1,571



Description	① Model	Specifications			List Price Per Grade																	
44 ³ / ₈ "h Flared Arm Bar Stool - All Upholstered 	KN3008UUF · foot rail for 11 ³ / ₄ " high from floor · maple wood trim arm caps available on standard nylon arms; add \$201 list · multiple fabrics, see page KN5 · wall saver	<table border="1"> <thead> <tr> <th>Dimensions</th> <th>D</th> <th>W</th> <th>H</th> </tr> </thead> <tbody> <tr> <td>Overall</td> <td>23³/₄</td> <td>24¹/₈</td> <td>44³/₈</td> </tr> <tr> <td>Seat</td> <td>17³/₈</td> <td>21¹/₂</td> <td>30¹/₂</td> </tr> <tr> <td>Arm</td> <td></td> <td></td> <td>38⁵/₈</td> </tr> </tbody> </table>			Dimensions	D	W	H	Overall	23 ³ / ₄	24 ¹ / ₈	44 ³ / ₈	Seat	17 ³ / ₈	21 ¹ / ₂	30 ¹ / ₂	Arm			38 ⁵ / ₈	COM	\$1,245
		Dimensions	D	W	H																	
Overall	23 ³ / ₄	24 ¹ / ₈	44 ³ / ₈																			
Seat	17 ³ / ₈	21 ¹ / ₂	30 ¹ / ₂																			
Arm			38 ⁵ / ₈																			
		<table border="1"> <thead> <tr> <th>Upholstery</th> <th colspan="2">Shipping</th> </tr> </thead> <tbody> <tr> <td>COM Ydg</td> <td>1¹/₄</td> <td>Ctn Wt 27</td> </tr> <tr> <td>COL Sq Ft</td> <td>23</td> <td>Cu Ft 18</td> </tr> </tbody> </table>			Upholstery	Shipping		COM Ydg	1 ¹ / ₄	Ctn Wt 27	COL Sq Ft	23	Cu Ft 18	COL/C	\$1,312							
Upholstery	Shipping																					
COM Ydg	1 ¹ / ₄	Ctn Wt 27																				
COL Sq Ft	23	Cu Ft 18																				
					D	\$1,357																
					E	\$1,396																
					F	\$1,464																
					G	\$1,537																
					H	\$1,600																
					I	\$1,711																
					J	\$1,844																
					L1	\$1,552																
					L2	\$1,639																

KNOX

To Order, Specify:

- ① Model Number
- ② Fabric Selection - vendor, pattern and color
 Visit www.jsifurniture.com/finishes-and-materials/textiles for our textiles program.
 See selection of standard and graded in manufacturers and patterns.
- ③ Plastic Color or Wood Finish - [See Plastic Color or Wood Finish Options](#)
 - a. Plastic Back - standard
 - b. Maple Back - standard
 - c. Walnut Back - add \$31 list per back
 - d. Essentials Veneer - Horizontal - add \$33 list per back
- ④ Handle Cut Out - add \$23 list per veneer back
- ⑦ Metal Frame Finish - [See Metal Frame Options](#)

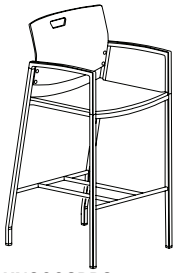
Description

① Model

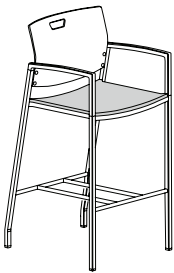
Specifications

List Price Per Grade

44³/₈"h Arm Bar Stool



KN3008PPS
plastic seat




KN3008PUS
uph. seat

KN3008PPS - All Plastic
KN3008PUS - Seat Uph.
 · foot rail for 11³/₄" high from floor
 · maple wood trim arm caps
 available on standard nylon arms;
 add \$201 list
 · wall saver

Dimensions	D	W	H
Overall	23 ³ / ₄	21 ¹ / ₄	44 ³ / ₈
Seat	17 ³ / ₈	19 ³ / ₈	30 ¹ / ₂
Arm			38 ⁵ / ₈
Upholstery		Shipping	
COM Ydg	³ / ₄	Ctn Wt	26
COL Sq Ft	14	Cu Ft	16

All Plastic	\$963
COM	\$1,107
A	\$1,114
B	\$1,126
COL/C	\$1,147
D	\$1,175
E	\$1,198
F	\$1,239
G	\$1,283
H	\$1,320
I	\$1,387
J	\$1,466
L1	\$1,291
L2	\$1,344

44³/₈"h Straight Arm Bar Stool -
Wood Back /Upholstered Seat

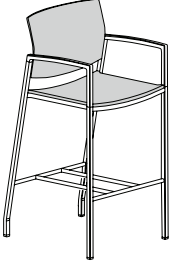


KN3008WUS
 · foot rail for 11³/₄" high from floor
 · standard maple veneer back
 available in maple finishes
 · optional walnut veneer back
 available in walnut finishes; add
 \$31 list
 · optional essentials veneer -
 horizontal; add \$33 list
 · optional handle cut out; add \$23
 list
 · maple wood trim arm caps
 available on standard nylon arms;
 add \$201 list
 · wall saver

Dimensions	D	W	H
Overall	23 ³ / ₄	21 ¹ / ₄	44 ³ / ₈
Seat	17 ³ / ₈	19 ³ / ₈	30 ¹ / ₂
Arm			38 ⁵ / ₈
Upholstery		Shipping	
COM Ydg	³ / ₄	Ctn Wt	27
COL Sq Ft	14	Cu Ft	16

COM	\$1,331
A	\$1,338
B	\$1,350
COL/C	\$1,371
D	\$1,399
E	\$1,422
F	\$1,463
G	\$1,507
H	\$1,544
I	\$1,611
J	\$1,690
L1	\$1,515
L2	\$1,568

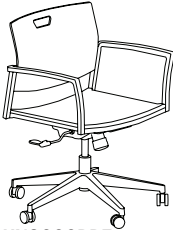

KNOX


Description	① Model	Specifications			List Price Per Grade																	
44 ³ / ₈ "h Straight Arm Bar Stool - All Upholstered 	KN3008UUS · foot rail for 11 ³ / ₄ " high from floor · maple wood trim arm caps available on standard nylon arms; add \$201 list · multiple fabrics, see page KN5 · wall saver	<table border="1"> <thead> <tr> <th>Dimensions</th> <th>D</th> <th>W</th> <th>H</th> </tr> </thead> <tbody> <tr> <td>Overall</td> <td>23 ³/₄</td> <td>21 ¹/₄</td> <td>44 ³/₈</td> </tr> <tr> <td>Seat</td> <td>17 ³/₈</td> <td>19 ³/₈</td> <td>30 ¹/₂</td> </tr> <tr> <td>Arm</td> <td></td> <td></td> <td>38 ⁵/₈</td> </tr> </tbody> </table>			Dimensions	D	W	H	Overall	23 ³ / ₄	21 ¹ / ₄	44 ³ / ₈	Seat	17 ³ / ₈	19 ³ / ₈	30 ¹ / ₂	Arm			38 ⁵ / ₈	COM	\$1,244
		Dimensions	D	W	H																	
Overall	23 ³ / ₄	21 ¹ / ₄	44 ³ / ₈																			
Seat	17 ³ / ₈	19 ³ / ₈	30 ¹ / ₂																			
Arm			38 ⁵ / ₈																			
		<table border="1"> <thead> <tr> <th>Upholstery</th> <th colspan="2">Shipping</th> </tr> </thead> <tbody> <tr> <td>COM Ydg</td> <td>1 ¹/₄</td> <td>Ctn Wt 28</td> </tr> <tr> <td>COL Sq Ft</td> <td>23</td> <td>Cu Ft 16</td> </tr> </tbody> </table>			Upholstery	Shipping		COM Ydg	1 ¹ / ₄	Ctn Wt 28	COL Sq Ft	23	Cu Ft 16	A	\$1,255							
Upholstery	Shipping																					
COM Ydg	1 ¹ / ₄	Ctn Wt 28																				
COL Sq Ft	23	Cu Ft 16																				
					B	\$1,275																
					COL/C	\$1,311																
					D	\$1,356																
					E	\$1,395																
					F	\$1,463																
					G	\$1,536																
					H	\$1,599																
					I	\$1,710																
					J	\$1,843																
					L1	\$1,551																
					L2	\$1,638																


KNOX

To Order, Specify:

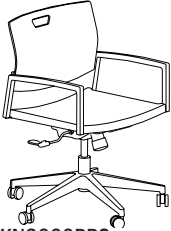

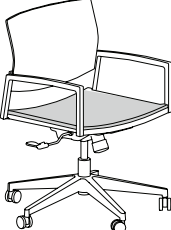

- ① Model Number
- ② Fabric Selection - vendor, pattern and color
 Visit www.jsifurniture.com/finishes-and-materials/textiles for our textiles program.
 See selection of standard and graded in manufacturers and patterns.
- ③ Plastic Color or Wood Finish - [See Plastic Color or Wood Finish Options](#)
 - a. Plastic Back - standard
 - b. Maple Back - standard
 - c. Walnut Back - add \$31 list per back
 - d. Essentials Veneer - Horizontal - add \$33 list per back
- ④ Handle Cut Out - add \$23 list per veneer back
- ⑦ Metal Frame Finish - [See Metal Frame Options](#)

Description	Model	Specifications	List Price Per Grade																
Flared Arm Swivel Chair  KN3000PPF plastic seat	KN3000PPF - All Plastic KN3000PUF - Seat Uph. <ul style="list-style-type: none"> standard black nylon base with hard tread dual casters polished aluminum base; add \$107 list maple wood trim arm caps available on standard nylon arms; add \$201 list overall height range 31 1/2" - 36 3/4" seat height range 16 1/2" - 22 1/4" arm height range 30 3/8" - 24 5/8" 	<table border="1"> <thead> <tr> <th>Dimensions</th> <th>D</th> <th>W</th> <th>H</th> </tr> </thead> <tbody> <tr> <td>Overall</td> <td>28 1/2</td> <td>28 1/2</td> <td>36 3/4</td> </tr> <tr> <td>Seat</td> <td>17 3/8</td> <td>21 1/2</td> <td>22 1/4</td> </tr> <tr> <td>Arm</td> <td></td> <td></td> <td>30 3/8</td> </tr> </tbody> </table>	Dimensions	D	W	H	Overall	28 1/2	28 1/2	36 3/4	Seat	17 3/8	21 1/2	22 1/4	Arm			30 3/8	All Plastic \$867 COM \$1,019 A \$1,026 B \$1,038 COL/C \$1,059 D \$1,087 E \$1,110 F \$1,151 G \$1,195 H \$1,232 I \$1,299 J \$1,378 L1 \$1,203 L2 \$1,256
		Dimensions	D	W	H														
Overall	28 1/2	28 1/2	36 3/4																
Seat	17 3/8	21 1/2	22 1/4																
Arm			30 3/8																
<table border="1"> <thead> <tr> <th>Upholstery</th> <th colspan="3">Shipping</th> </tr> </thead> <tbody> <tr> <td>COM Ydg</td> <td>3/4</td> <td>Ctn Wt</td> <td>30</td> </tr> <tr> <td>COL Sq Ft</td> <td>14</td> <td>Cu Ft</td> <td>20</td> </tr> </tbody> </table>	Upholstery	Shipping			COM Ydg	3/4	Ctn Wt	30	COL Sq Ft	14	Cu Ft	20							
Upholstery	Shipping																		
COM Ydg	3/4	Ctn Wt	30																
COL Sq Ft	14	Cu Ft	20																
 KN3000PUF uph. seat																			

Flared Arm Swivel Chair - Wood Back/Upholstered Seat 	KN3000WUF <ul style="list-style-type: none"> standard black nylon base with hard tread dual casters polished aluminum base; add \$107 list standard maple veneer back available in maple finishes optional walnut veneer back available in walnut finishes; add \$31 list optional essentials veneer - horizontal; add \$33 list optional handle cut out; add \$23 list maple wood trim arm caps available on standard nylon arms; add \$201 list overall height range 31 1/2" - 36 3/4" seat height range 16 1/2" - 22 1/4" arm height range 30 3/8" - 24 5/8" 	<table border="1"> <thead> <tr> <th>Dimensions</th> <th>D</th> <th>W</th> <th>H</th> </tr> </thead> <tbody> <tr> <td>Overall</td> <td>28 1/2</td> <td>28 1/2</td> <td>36 3/4</td> </tr> <tr> <td>Seat</td> <td>17 3/8</td> <td>21 1/2</td> <td>22 1/4</td> </tr> <tr> <td>Arm</td> <td></td> <td></td> <td>30 3/8</td> </tr> </tbody> </table>	Dimensions	D	W	H	Overall	28 1/2	28 1/2	36 3/4	Seat	17 3/8	21 1/2	22 1/4	Arm			30 3/8	COM \$1,243 A \$1,250 B \$1,262 COL/C \$1,283 D \$1,311 E \$1,334 F \$1,375 G \$1,419 H \$1,456 I \$1,523 J \$1,602 L1 \$1,427 L2 \$1,480
		Dimensions	D	W	H														
Overall	28 1/2	28 1/2	36 3/4																
Seat	17 3/8	21 1/2	22 1/4																
Arm			30 3/8																
<table border="1"> <thead> <tr> <th>Upholstery</th> <th colspan="3">Shipping</th> </tr> </thead> <tbody> <tr> <td>COM Ydg</td> <td>3/4</td> <td>Ctn Wt</td> <td>30</td> </tr> <tr> <td>COL Sq Ft</td> <td>14</td> <td>Cu Ft</td> <td>20</td> </tr> </tbody> </table>	Upholstery	Shipping			COM Ydg	3/4	Ctn Wt	30	COL Sq Ft	14	Cu Ft	20							
Upholstery	Shipping																		
COM Ydg	3/4	Ctn Wt	30																
COL Sq Ft	14	Cu Ft	20																

Flared Arm Swivel Chair - All Upholstered. 	KN3000UUF <ul style="list-style-type: none"> standard black nylon base with hard tread dual casters polished aluminum base; add \$107 list maple wood trim arm caps available on standard nylon arms; add \$201 list multiple fabrics, see page KN5 overall height range 31 1/2" - 36 3/4" seat height range 16 1/2" - 22 1/4" arm height range 30 3/8" - 24 5/8" 	<table border="1"> <thead> <tr> <th>Dimensions</th> <th>D</th> <th>W</th> <th>H</th> </tr> </thead> <tbody> <tr> <td>Overall</td> <td>58 1/2</td> <td>28 1/2</td> <td>36 3/4</td> </tr> <tr> <td>Seat</td> <td>17 3/8</td> <td>21 1/2</td> <td>22 1/4</td> </tr> <tr> <td>Arm</td> <td></td> <td></td> <td>30 3/8</td> </tr> </tbody> </table>	Dimensions	D	W	H	Overall	58 1/2	28 1/2	36 3/4	Seat	17 3/8	21 1/2	22 1/4	Arm			30 3/8	COM \$1,166 A \$1,177 B \$1,197 COL/C \$1,233 D \$1,278 E \$1,317 F \$1,385 G \$1,458 H \$1,521 I \$1,632 J \$1,765 L1 \$1,473 L2 \$1,560
		Dimensions	D	W	H														
Overall	58 1/2	28 1/2	36 3/4																
Seat	17 3/8	21 1/2	22 1/4																
Arm			30 3/8																
<table border="1"> <thead> <tr> <th>Upholstery</th> <th colspan="3">Shipping</th> </tr> </thead> <tbody> <tr> <td>COM Ydg</td> <td>1 1/4</td> <td>Ctn Wt</td> <td>31</td> </tr> <tr> <td>COL Sq Ft</td> <td>23</td> <td>Cu Ft</td> <td>20</td> </tr> </tbody> </table>	Upholstery	Shipping			COM Ydg	1 1/4	Ctn Wt	31	COL Sq Ft	23	Cu Ft	20							
Upholstery	Shipping																		
COM Ydg	1 1/4	Ctn Wt	31																
COL Sq Ft	23	Cu Ft	20																

KNOX

Description	Model	Specifications	List Price Per Grade																												
Straight Arm Swivel Chair  KN3000PPS plastic seat	KN3000PPS - All Plastic KN3000PUS - Seat Uph. <ul style="list-style-type: none"> standard black nylon base with hard tread dual casters polished aluminum base; add \$107 list maple wood trim arm caps available on standard nylon arms; add \$201 list overall height range 31 1/2" - 36 3/4" seat height range 16 1/2" - 22 1/4" arm height range 30 3/8" - 24 5/8" 	<table border="1"> <thead> <tr> <th>Dimensions</th> <th>D</th> <th>W</th> <th>H</th> </tr> </thead> <tbody> <tr> <td>Overall</td> <td>28 1/2</td> <td>28 1/2</td> <td>36 3/4</td> </tr> <tr> <td>Seat</td> <td>17 3/8</td> <td>19 3/8</td> <td>22 1/4</td> </tr> <tr> <td>Arm</td> <td></td> <td></td> <td>30 3/8</td> </tr> <tr> <th colspan="2">Upholstery</th> <th colspan="2">Shipping</th> </tr> <tr> <td>COM Ydg</td> <td>3/4</td> <td>Ctn Wt</td> <td>30</td> </tr> <tr> <td>COL Sq Ft</td> <td>14</td> <td>Cu Ft</td> <td>20</td> </tr> </tbody> </table>	Dimensions	D	W	H	Overall	28 1/2	28 1/2	36 3/4	Seat	17 3/8	19 3/8	22 1/4	Arm			30 3/8	Upholstery		Shipping		COM Ydg	3/4	Ctn Wt	30	COL Sq Ft	14	Cu Ft	20	All Plastic \$865 COM \$1,018 A \$1,025 B \$1,037 COL/C \$1,058 D \$1,086 E \$1,109 F \$1,150 G \$1,194 H \$1,231 I \$1,298 J \$1,377 L1 \$1,202 L2 \$1,255
			Dimensions	D	W	H																									
Overall	28 1/2	28 1/2	36 3/4																												
Seat	17 3/8	19 3/8	22 1/4																												
Arm			30 3/8																												
Upholstery		Shipping																													
COM Ydg	3/4	Ctn Wt	30																												
COL Sq Ft	14	Cu Ft	20																												
 KN3000PUS uph. seat																															
Straight Arm Swivel Chair - Wood Back/Upholstered Seat 	KN3000WUS <ul style="list-style-type: none"> standard black nylon base with hard tread dual casters polished aluminum base; add \$107 list standard maple veneer back available in maple finishes optional walnut veneer back available in walnut finishes; add \$31 list optional essentials veneer - horizontal; add \$33 list optional handle cut out; add \$23 list maple wood trim arm caps available on standard nylon arms; add \$201 list overall height range 31 1/2" - 36 3/4" seat height range 16 1/2" - 22 1/4" arm height range 30 3/8" - 24 5/8" 	<table border="1"> <thead> <tr> <th>Dimensions</th> <th>D</th> <th>W</th> <th>H</th> </tr> </thead> <tbody> <tr> <td>Overall</td> <td>28 1/2</td> <td>28 1/2</td> <td>36 3/4</td> </tr> <tr> <td>Seat</td> <td>17 3/8</td> <td>19 3/8</td> <td>22 1/4</td> </tr> <tr> <td>Arm</td> <td></td> <td></td> <td>30 3/8</td> </tr> <tr> <th colspan="2">Upholstery</th> <th colspan="2">Shipping</th> </tr> <tr> <td>COM Ydg</td> <td>3/4</td> <td>Ctn Wt</td> <td>30</td> </tr> <tr> <td>COL Sq Ft</td> <td>14</td> <td>Cu Ft</td> <td>20</td> </tr> </tbody> </table>	Dimensions	D	W	H	Overall	28 1/2	28 1/2	36 3/4	Seat	17 3/8	19 3/8	22 1/4	Arm			30 3/8	Upholstery		Shipping		COM Ydg	3/4	Ctn Wt	30	COL Sq Ft	14	Cu Ft	20	COM \$1,242 A \$1,249 B \$1,261 COL/C \$1,282 D \$1,310 E \$1,333 F \$1,374 G \$1,418 H \$1,455 I \$1,522 J \$1,601 L1 \$1,426 L2 \$1,479
			Dimensions	D	W	H																									
Overall	28 1/2	28 1/2	36 3/4																												
Seat	17 3/8	19 3/8	22 1/4																												
Arm			30 3/8																												
Upholstery		Shipping																													
COM Ydg	3/4	Ctn Wt	30																												
COL Sq Ft	14	Cu Ft	20																												
Straight Arm Swivel Chair - All Upholstered 	KN3000UUS <ul style="list-style-type: none"> standard black nylon base with hard tread dual casters polished aluminum base; add \$107 list maple wood trim arm caps available on standard nylon arms; add \$201 list multiple fabrics, see page KN5 overall height range 31 1/2" - 36 3/4" seat height range 16 1/2" - 22 1/4" arm height range 30 3/8" - 24 5/8" 	<table border="1"> <thead> <tr> <th>Dimensions</th> <th>D</th> <th>W</th> <th>H</th> </tr> </thead> <tbody> <tr> <td>Overall</td> <td>28 1/2</td> <td>28 1/2</td> <td>36 3/4</td> </tr> <tr> <td>Seat</td> <td>17 3/8</td> <td>19 3/8</td> <td>22 1/4</td> </tr> <tr> <td>Arm</td> <td></td> <td></td> <td>30 3/8</td> </tr> <tr> <th colspan="2">Upholstery</th> <th colspan="2">Shipping</th> </tr> <tr> <td>COM Ydg</td> <td>1 1/4</td> <td>Ctn Wt</td> <td>31</td> </tr> <tr> <td>COL Sq Ft</td> <td>23</td> <td>Cu Ft</td> <td>20</td> </tr> </tbody> </table>	Dimensions	D	W	H	Overall	28 1/2	28 1/2	36 3/4	Seat	17 3/8	19 3/8	22 1/4	Arm			30 3/8	Upholstery		Shipping		COM Ydg	1 1/4	Ctn Wt	31	COL Sq Ft	23	Cu Ft	20	COM \$1,165 A \$1,176 B \$1,196 COL/C \$1,232 D \$1,277 E \$1,316 F \$1,384 G \$1,457 H \$1,520 I \$1,631 J \$1,764 L1 \$1,472 L2 \$1,559
			Dimensions	D	W	H																									
Overall	28 1/2	28 1/2	36 3/4																												
Seat	17 3/8	19 3/8	22 1/4																												
Arm			30 3/8																												
Upholstery		Shipping																													
COM Ydg	1 1/4	Ctn Wt	31																												
COL Sq Ft	23	Cu Ft	20																												

To Order, Specify:

- 1 Model Number
- 2 Plastic Color or Wood Finish - [See Plastic Color or Wood Finish Options](#)
 - a. Plastic Back - standard
 - b. Maple Back - standard
 - c. Walnut Back - add \$31 list per back
 - d. Essentials Veneer - Horizontal - add \$33 list per back
- 3 Fabric Selection - vendor, pattern and color
 Visit www.jsifurniture.com/finishes-and-materials/textiles for our textiles program. See selection of standard and graded in manufacturers and patterns.
- 4 Handle Cut Out - add \$23 list per veneer back
- 5 Arm Option - Arctic Silver (ASP) or Matte Black (MBK)
- 6 Optional Wood Cap - add \$101 list per arm
- 7 Metal Frame Finish - [See Metal Frame Options](#)
 - a. Arctic Silver (ASL)
 - b. Chrome (CHR) - add \$103 list
 - c. Matte Black (MBK)
 - d. Pewter (PEW)
- 8 Base Finish -
 - a. Black (BL)
 - b. Polished Aluminum (PA) - add \$107 list

Kyla Order Check List:



Specify:

- 1. Model Number
- 2. Fabric Selection - vendor, pattern and color
- 3. Wood Finish
- 4. Plastic Color
- 5. Metal Frame Tier/Color:
 - A. Tier 1 - no upcharge
 - B. Tier 2 - add \$155 list
 - C. Tier 3 - add \$176 list

Example:

KY29CP (model #)	MOMENTUM (fabric vendor)	VOX (pattern name)	MYSTIC (pattern color)	EWM (plastic)	PEW (metal frame)
----------------------------	------------------------------------	------------------------------	----------------------------------	-------------------------	-----------------------------

1. Model Number

2. Fabric Selection - Please supply the following:
Fabric vendor/Pattern name/Pattern color

[For a complete list of JSI Standard and Graded-In Textiles click here](#)


- Indicate direction of fabric - Railroaded or Up the Roll
- Please provide illustration, if available

All COM orders must include the following:

- Vendor's name, pattern name and color
- Sample of the fabric attached to order
- Model numbers of items for fabric application
- Special application instructions (e.g., all stripes will be applied front to back unless specified otherwise)
- Customer and purchase order number

Ship prepaid COM material to:
JSI
Attn: COM Dept
201 East Martin Street
Receiving B, Dock 71
Orleans, IN 47452

Application of fabric:
Railroaded Up the Roll



All COM orders will ship at standard lead time from receipt of COM except for orders requiring special custom matched finishes.

3. Wood Finish:

BAR	Barrel	LOF	Loft
BUF	Buff	MIN	Mineral
CSK	Cask	RAV	Raven
CND	Cinder	RYE	Rye
EGR	Egret	SAB	Sable
FAW	Fawn	SAD	Saddle
FLN	Flint	UMB	Umber

4. Plastic Color:

EWM	Extra White	TBM	Tricorn Black
KGR	Kiwi Green	TRD	Tolie Red

5. Metal Frame Tier/Color:

Tier 1:


MBK Matte Black


Tier 2: add \$155 list

ABZ	Aged Bronze	PEW	Pewter
ASL	Arctic Silver	SBZ	Soft Bronze
BWH	Bright White	SNK	Soft Nickel
GLD	Gold		

Tier 3: add \$176 list

BRD	Beige Red (RAL3012)	SAL	Salmon Orange (RAL2012)
CAR	Carmine Red (RAL3002)	SPB	Sapphire Blue (RAL4007)
COP	Copper Brown (RAL8004)	SGR	Signal Green (RAL6032)
HYL	Honey Yellow (RAL1005)	SIG	Signal Orange (RAL2010)
LGR	Leaf Green (RAL6002)	SGY	Silk Grey (RAL7044)
MHB	Mahogany Brown (RAL8016)	SKY	Sky Blue (RAL5015)
MTQ	Mint Turquoise (RAL6033)	TBL	Traffic Blue (RAL5017)
OGR	Olive Green (RAL6003)	TRD	Traffic Red (RAL3020)
PPV	Purple Violet (RAL4007)	TQP	Turquoise Pastel (RAL6034)
QZG	Quartz Grey (RAL7039)	ZYL	Zinc Yellow (RAL1018)

Description	Model	Specifications			List Price Per Grade	
28¾" h Barstool with Plastic Seat  KY29AP plastic seat KY29CP uph. seat pad	KY29AP KY29CP - Upholstery · tiered pricing for metal finish options, see pg KY2 · KY29CP has upholstered seat pad with wood seat	Dimensions	D	W	H	Plastic Seat \$458 COM \$567 A \$572 B \$580 COL/C \$594 D \$612 E \$628 F \$655 G \$684 H \$709 I \$754 J \$807 L1 \$643 L2 \$667
		Overall	13	14	28¾	
Seat	11 ½	14	28¾			
Upholstery	Shipping					
COM Ydg	½	Ctn Wt	16			
COL Sq Ft		Cu Ft	7			

28¾" h Barstool with Wood Seat  KY29AW wood seat KY29CW uph. seat pad	KY29AW KY29CW - Upholstery · tiered pricing for metal finish options, see pg KY2 · KY29CW has upholstered seat pad with wood seat	Dimensions	D	W	H	Wood Seat \$718 COM \$827 A \$832 B \$840 COL/C \$854 D \$872 E \$888 F \$915 G \$944 H \$969 I \$1,014 J \$1,067 L1 \$903 L2 \$927
		Overall	13	14	28¾	
Seat	11 ½	14	28¾			
Upholstery	Shipping					
COM Ydg	½	Ctn Wt	14			
COL Sq Ft		Cu Ft	6			

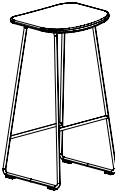

To Order, Specify:

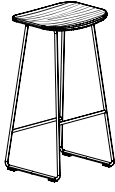
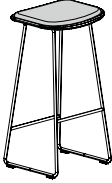
- 1 Model Number
- 2 Fabric Selection - vendor, pattern and color
 Visit www.jsifurniture.com/finishes-and-materials/textiles for our textiles program. See selection of standard and graded in manufacturers and patterns.
- 3 Wood Finish/Color [See Wood Finish Options](#)
- 4 Plastic Color [See Plastic Color Options](#)
- 5 Metal Frame Tier/Color [See Metal Frame Tier Color Options](#)

Specifications

- Powder coat metal frame.
- Seat ¾" thick polypropylene or ¾" thick solid ash.
- Standard with screw-on black glides.

KYLA

Description	① Model	Specifications	List Price Per Grade																		
25¼" Counter Height Stool with Plastic Seat  KY25AP plastic seat  KY25CP uph. seat pad	KY25AP KY25CP - Upholstery · tiered pricing for metal finish options, see pg KY2 · KY25CP has upholstered seat pad with wood seat	<table border="1"> <thead> <tr> <th>Dimensions</th> <th>D</th> <th>W</th> <th>H</th> </tr> </thead> <tbody> <tr> <td>Overall</td> <td>13</td> <td>14</td> <td>25 ¼</td> </tr> <tr> <td>Seat</td> <td>11 ½</td> <td>14</td> <td>25 ¼</td> </tr> </tbody> </table> <table border="1"> <thead> <tr> <th>Upholstery</th> <th>Shipping</th> </tr> </thead> <tbody> <tr> <td>COM Ydg</td> <td>½ Ctn Wt 14</td> </tr> <tr> <td>COL Sq Ft</td> <td>Cu Ft 6</td> </tr> </tbody> </table>	Dimensions	D	W	H	Overall	13	14	25 ¼	Seat	11 ½	14	25 ¼	Upholstery	Shipping	COM Ydg	½ Ctn Wt 14	COL Sq Ft	Cu Ft 6	Plastic Seat \$451 COM \$562 A \$567 B \$575 COL/C \$589 D \$607 E \$623 F \$650 G \$679 H \$704 I \$749 J \$802 L1 \$638 L2 \$662
		Dimensions	D	W	H																
Overall	13	14	25 ¼																		
Seat	11 ½	14	25 ¼																		
Upholstery	Shipping																				
COM Ydg	½ Ctn Wt 14																				
COL Sq Ft	Cu Ft 6																				

25¼" Counter Height Stool with Wood Seat  KY25AW wood seat  KY25CW uph. seat pad	KY25AW KY25CW - Upholstery · tiered pricing for metal finish options, see pg KY2 · KY25CW has upholstered seat pad with wood seat	<table border="1"> <thead> <tr> <th>Dimensions</th> <th>D</th> <th>W</th> <th>H</th> </tr> </thead> <tbody> <tr> <td>Overall</td> <td>13</td> <td>14</td> <td>25 ¼</td> </tr> <tr> <td>Seat</td> <td>11 ½</td> <td>14</td> <td>25 ¼</td> </tr> </tbody> </table> <table border="1"> <thead> <tr> <th>Upholstery</th> <th>Shipping</th> </tr> </thead> <tbody> <tr> <td>COM Ydg</td> <td>Ctn Wt 14</td> </tr> <tr> <td>COL Sq Ft</td> <td>Cu Ft 6</td> </tr> </tbody> </table>	Dimensions	D	W	H	Overall	13	14	25 ¼	Seat	11 ½	14	25 ¼	Upholstery	Shipping	COM Ydg	Ctn Wt 14	COL Sq Ft	Cu Ft 6	Wood Seat \$712 COM \$821 A \$826 B \$834 COL/C \$848 D \$866 E \$882 F \$909 G \$938 H \$963 I \$1,008 J \$1,061 L1 \$897 L2 \$921
		Dimensions	D	W	H																
Overall	13	14	25 ¼																		
Seat	11 ½	14	25 ¼																		
Upholstery	Shipping																				
COM Ydg	Ctn Wt 14																				
COL Sq Ft	Cu Ft 6																				

To Order, Specify:

- ① Model Number
- ② Fabric Selection - vendor, pattern and color
 Visit www.jsifurniture.com/finishes-and-materials/textiles for our textiles program. See selection of standard and graded in manufacturers and patterns.
- ③ Wood Finish/Color [See Wood Finish Options](#)
- ④ Plastic Color [See Plastic Color Options](#)
- ⑤ Metal Frame Tier/Color [See Metal Frame Tier Color Options](#)

Specifications

- Powder coat metal frame.
- Seat ¾" thick polypropylene or ¾" thick solid ash.
- Standard with screw-on black glides.

Mackey Order Check List:



Specify:

- 1. Model Number
- 2. Fabric Selection - vendor, pattern and color
- 3. Wood Species/Finish/Color
 - A. Maple (M) - no upcharge
 - B. White Oak (WO)- add \$97 list
- 4. Metal Frame Tier/Color:
 - A. Tier 1 - no upcharge
 - B. Tier 2 - add \$155 list
 - C. Tier 3 - add \$176 list

Example:

MY24C (model #)	MOMENTUM (fabric vendor)	VOX (pattern name)	MYSTIC (pattern color)	BAR (wood finish)	PEW (metal frame)
---------------------------	------------------------------------	------------------------------	----------------------------------	-----------------------------	-----------------------------

1. Model Number

2. Fabric Selection - Please supply the following:
Fabric vendor/Pattern name/Pattern color

[For a complete list of JSI Standard and Graded-In Textiles click here](#)

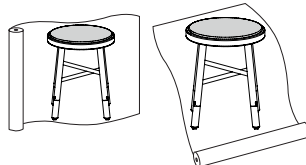
- Indicate direction of fabric - Railroaded or Up the Roll
- Please provide illustration, if available

All COM orders must include the following:

- Vendor's name, pattern name and color
- Sample of the fabric attached to order
- Model numbers of items for fabric application
- Special application instructions (e.g., all stripes will be applied front to back unless specified otherwise)
- Customer and purchase order number

Ship prepaid COM material to:
 JSI
 Attn: COM Dept
 201 East Martin Street
 Receiving B, Dock 71
 Orleans, IN 47452

Application of fabric:
 Railroaded Up the Roll



All COM orders will ship at standard lead time from receipt of COM except for orders requiring special custom matched finishes.

3. Wood Base/Color Options:

Maple (M)		
BAR	Barrel	MCH Mocha
BRK	Brickdust	OBK Outback
BUF	Buff	PIL Pilsner
CSK	Cask	PIN Pinnacle Walnut
CND	Cinder	RAV Raven
CLY	Clay	RYE Rye
EGR	Egret	SAB Sable
FAW	Fawn	SAD Saddle
FLX	Flax	SIE Sienna
FLN	Flint	TRF Truffle
FLO	Florence Walnut	UMB Umber
LOF	Loft	VAL Valley
MES	Mesa	WLH Walnut Heights
MIN	Mineral	

3. Wood Finish/Color: (cont)**White Oak (WO), add \$97 list**

BAR	Barrel	LOF	Loft
BUF	Buff	MIN	Mineral
CSK	Cask	RAV	Raven
CND	Cinder	RYE	Rye
EGR	Egret	SAB	Sable
FAW	Fawn	SAD	Saddle
FLN	Flint	UMB	Umber

4. Metal Frame Tier/Color:**Tier 1:**

MBK	Matte Black	RML	Raw
-----	-------------	-----	-----

Tier 2: add \$155 list


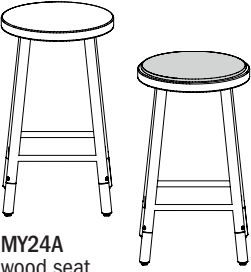

ABZ	Aged Bronze	PEW	Pewter
ASL	Arctic Silver	SBZ	Soft Bronze
BWH	Bright White	SNK	Soft Nickel
GLD	Gold		

Tier 3: add \$176 list

BRD	Beige Red (RAL3012)	SAL	Salmon Orange (RAL2012)
CAR	Carmine Red (RAL3002)	SPB	Sapphire Blue (RAL4007)
COP	Copper Brown (RAL8004)	SGR	Signal Green (RAL6032)
HYL	Honey Yellow (RAL1005)	SIG	Signal Orange (RAL2010)
LGR	Leaf Green (RAL6002)	SGY	Silk Grey (RAL7044)
MHB	Mahogany Brown (RAL8016)	SKY	Sky Blue (RAL5015)
MTQ	Mint Turquoise (RAL6033)	TBL	Traffic Blue (RAL5017)
OGR	Olive Green (RAL6003)	TRD	Traffic Red (RAL3020)
PPV	Purple Violet (RAL4007)	TQP	Turquoise Pastel (RAL6034)
QZG	Quartz Grey (RAL7039)	ZYL	Zinc Yellow (RAL1018)

Specifications:

- Powder coat or raw metal frame.
- Metal stretcher rails.
- 1 3/4" solid maple or white oak seat.
- 4" solid maple or white oak foot with exposed bolts.
- 3/4" upholstered seat pad.
- Metal nail in glide.

Description	Model	Specifications	List Price Per Grade																								
30" Barstool  MY30A wood seat MY30C uph. seat pad	MY30A MY30C - Uph. Pad • tiered pricing for metal finish options, see pg MY2 • 4" wood foot with exposed bolts • metal stretcher rails on sides and front and back	<table border="1"> <thead> <tr> <th>Dimensions</th> <th>D</th> <th>W</th> <th>H</th> </tr> </thead> <tbody> <tr> <td>Overall</td> <td>19 1/2</td> <td>19 1/2</td> <td>30</td> </tr> <tr> <td>Seat</td> <td>16</td> <td>16</td> <td>30</td> </tr> <tr> <th colspan="2">Upholstery</th> <th colspan="2">Shipping</th> </tr> <tr> <td>COM Ydg</td> <td>1/2</td> <td>Ctn Wt</td> <td>22</td> </tr> <tr> <td>COL Sq Ft</td> <td>14</td> <td>Cu Ft</td> <td>8</td> </tr> </tbody> </table>	Dimensions	D	W	H	Overall	19 1/2	19 1/2	30	Seat	16	16	30	Upholstery		Shipping		COM Ydg	1/2	Ctn Wt	22	COL Sq Ft	14	Cu Ft	8	Wood Seat \$848 COM \$938 A \$943 B \$951 COL/C \$965 D \$983 E \$999 F \$1,026 G \$1,055 H \$1,080 I \$1,125 J \$1,178 L1 \$1,061 L2 \$1,096
		Dimensions	D	W	H																						
Overall	19 1/2	19 1/2	30																								
Seat	16	16	30																								
Upholstery		Shipping																									
COM Ydg	1/2	Ctn Wt	22																								
COL Sq Ft	14	Cu Ft	8																								
24" Counter Height Stool  MY24A wood seat MY24C uph. seat pad	MY24A MY24C - Uph. Pad • tiered pricing for metal finish options, see pg MY2 • 4" wood foot with exposed bolts • metal stretcher rails on sides and front and back	<table border="1"> <thead> <tr> <th>Dimensions</th> <th>D</th> <th>W</th> <th>H</th> </tr> </thead> <tbody> <tr> <td>Overall</td> <td>19 1/2</td> <td>19 1/2</td> <td>24</td> </tr> <tr> <td>Seat</td> <td>16</td> <td>16</td> <td>24</td> </tr> <tr> <th colspan="2">Upholstery</th> <th colspan="2">Shipping</th> </tr> <tr> <td>COM Ydg</td> <td>1/2</td> <td>Ctn Wt</td> <td>20</td> </tr> <tr> <td>COL Sq Ft</td> <td>14</td> <td>Cu Ft</td> <td>6</td> </tr> </tbody> </table>	Dimensions	D	W	H	Overall	19 1/2	19 1/2	24	Seat	16	16	24	Upholstery		Shipping		COM Ydg	1/2	Ctn Wt	20	COL Sq Ft	14	Cu Ft	6	Wood Seat \$848 COM \$938 A \$943 B \$951 COL/C \$965 D \$983 E \$999 F \$1,026 G \$1,055 H \$1,080 I \$1,125 J \$1,178 L1 \$1,061 L2 \$1,096
		Dimensions	D	W	H																						
Overall	19 1/2	19 1/2	24																								
Seat	16	16	24																								
Upholstery		Shipping																									
COM Ydg	1/2	Ctn Wt	20																								
COL Sq Ft	14	Cu Ft	6																								
17" Seated Height Stool  MY17A wood seat MY17C uph. seat pad	MY17A MY17C - Uph. Pad • tiered pricing for metal finish options, see pg MY2 • 4" wood foot with exposed bolts • cross rails	<table border="1"> <thead> <tr> <th>Dimensions</th> <th>D</th> <th>W</th> <th>H</th> </tr> </thead> <tbody> <tr> <td>Overall</td> <td>19 1/2</td> <td>19 1/2</td> <td>17</td> </tr> <tr> <td>Seat</td> <td>16</td> <td>16</td> <td>17</td> </tr> <tr> <th colspan="2">Upholstery</th> <th colspan="2">Shipping</th> </tr> <tr> <td>COM Ydg</td> <td>1/2</td> <td>Ctn Wt</td> <td>18</td> </tr> <tr> <td>COL Sq Ft</td> <td>14</td> <td>Cu Ft</td> <td>4</td> </tr> </tbody> </table>	Dimensions	D	W	H	Overall	19 1/2	19 1/2	17	Seat	16	16	17	Upholstery		Shipping		COM Ydg	1/2	Ctn Wt	18	COL Sq Ft	14	Cu Ft	4	Wood Seat \$819 COM \$914 A \$919 B \$927 COL/C \$941 D \$959 E \$975 F \$1,002 G \$1,031 H \$1,056 I \$1,101 J \$1,154 L1 \$1,037 L2 \$1,072
		Dimensions	D	W	H																						
Overall	19 1/2	19 1/2	17																								
Seat	16	16	17																								
Upholstery		Shipping																									
COM Ydg	1/2	Ctn Wt	18																								
COL Sq Ft	14	Cu Ft	4																								

To Order, Specify:

- 1 Model Number
- 2 Fabric Selection - vendor, pattern and color
 Visit www.jsifurniture.com/finishes-and-materials/textiles for our textiles program. See selection of standard and graded in manufacturers and patterns.
- 3 Wood Species/Finish/Color [See Wood Species/Finish Color Options](#)
- 4 Metal Frame Tier/Color [See Metal Frame Tier/Color Options](#)

Madison Order Check List:



Specify:

- 1. Model Number
- 2. Wood Species - Maple (M)
- 3. Wood Base/Arm Detail Finish
- 4. Fabric Selection - vendor, pattern and color
- 5. Optional Black Pneumatic or Mechanical Jury Base - add \$210 list; wood base standard
- 6. Optional Knee-Tilt - add \$144 list
- 7. Optional Black Antique Trim Nails - no upcharge
(Replaces standard antique brass trim nails)
- 6. Optional Plastic Bumper Guard - add \$26 list

Example:

MA1500F | **M** | **BAR** | **MOMENTUM** | **VOX** | **MYSTIC**
 (model #) | (wood species) | (finish) | (fabric vendor) | (pattern name) | (pattern color)
 wood base/arm detail

1. Model Number

2. Wood Species - Maple (M)

3. Wood Base/Arm Detail Finish Options:

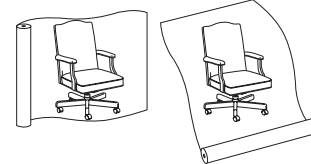
BAR	Barrel	MCH	Mocha
BRK	Brickdust	OBK	Outback
BUF	Buff	PIL	Pilsner
CSK	Cask	PIN	Pinnacle Walnut
CND	Cinder	RAV	Raven
CLY	Clay	RYE	Rye
EGR	Egret	SAB	Sable
FAW	Fawn	SAD	Saddle
FLX	Flax	SIE	Sienna
FLN	Flint	TRF	Truffle
FLO	Florence Walnut	UMB	Umber
LOF	Loft	VAL	Valley
MES	Mesa	WLH	Walnut Heights
MIN	Mineral		

All COM orders must include the following:

- Vendor's name, pattern name and color
- Sample of the fabric attached to order
- Model numbers of items for fabric application
- Special application instructions (e.g., all stripes will be applied front to back unless specified otherwise)
- Customer and purchase order number

Ship prepaid COM material to:
JSI
 Attn: COM Dept
 201 East Martin Street
 Receiving B, Dock 71
 Orleans, IN 47452

Application of fabric:
 Railroaded Up the Roll



All COM orders will ship at standard lead time from receipt of COM except for orders requiring special custom matched finishes.

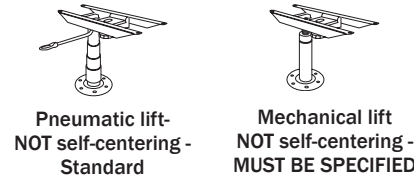
4. Fabric Selection - Please supply the following:
 Fabric vendor/Pattern name/Pattern color

[For a complete list of JSI Standard and Graded-In Textiles click here](#)

When specifying contrasting upholstery, indicate clearly which upholstery is to be applied to the seat, back and arms. Use higher grade pricing.

- Indicate direction of fabric - Railroaded or Up the Roll
- Please provide illustration, if available

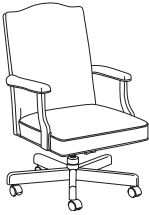
5. Base Black Jury Base - add \$210 list

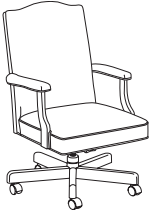


6. Optional Knee-Tilt - add \$144 list

7. Optional Black Antique Trim Nails - no upcharge
 (Replaces standard antique brass trim nails)

8. Optional Plastic Bumper Guard - add \$26 list

Description	1 Model	Specifications				List Price Per Grade	
Executive Swivel 	MA1500F • plain seat and back • upholstered arm cap • overall height range is 40 ½ - 44 • seat height range is 19 - 22 ½ • arm height range is 25 ½ - 29	Dimensions		D	W	H	COM \$1,664
		Overall	25	26 ½	44	A	\$1,685
		Seat	18 ½	21 ½	22 ½	B	\$1,726
		Arm			29	COL/C	\$1,797
		Upholstery		Shipping		D	\$1,888
		COM Ydg	2 ½	Ctn Wt	58	E	\$1,966
		COL Sq Ft	45	Cu Ft	15	F	\$2,102
						G	\$2,248
						H	\$2,373
						I	\$2,596
				J	\$2,861		
				L1	\$2,355		
				L2	\$2,550		


Description	1 Model	Specifications				List Price Per Grade	
Executive Swivel with Trim Nails 	MA1500J • plain seat and back • upholstered arm cap • Antique Brass trim nails • overall height range is 40 ½ - 44 • seat height range is 19 - 22 ½ • arm height range is 25 ½ - 29	Dimensions		D	W	H	COM \$1,822
		Overall	25	26 ½	44	A	\$1,843
		Seat	18 ½	21 ½	22 ½	B	\$1,884
		Arm			29	COL/C	\$1,955
		Upholstery		Shipping		D	\$2,046
		COM Ydg	2 ½	Ctn Wt	58	E	\$2,124
		COL Sq Ft	45	Cu Ft	15	F	\$2,260
						G	\$2,406
						H	\$2,531
						I	\$2,754
				J	\$3,019		
				L1	\$2,513		
				L2	\$2,708		


To Order, Specify:


- 1 Model Number
- 2 Wood Species - Maple (M)
- 3 Wood Base/Arm Detail Finish [See Wood Base/Arm Detail Finish Options](#)
- 4 Fabric Selection - vendor, pattern and color
Visit www.jsifurniture.com/finishes-and-materials/textiles for our textiles program.
See selection of standard and graded in manufacturers and patterns.
- 5 Optional Black Jury Base - add \$210 list; wood base standard (self-centering manual available - specify when ordering)
- 6 Optional Knee-Tilt - add \$144 list
- 7 Optional Black Antique Trim Nails - replaces standard antique brass - no upcharge
- 8 Optional Plastic Bumper Guard - add \$26 list


Specifications

- Wood species - Maple.
- Seat has synthetic sheet webbing and 3" polyurethane foam.
- Back has polypropylene webbing and 2" polyurethane foam.
- Arms have 1 ½" polyurethane foam.
- Swivels revolve, tilt, a wood base with antique brass hood over dual wheel casters and a pneumatic lift.
- Mortise and tenon construction with corner blocks, glue and screws.


Description	Model	Specifications	List Price Per Grade																																										
Executive Swivel 	MA1530F · plain seat and back · upholstered arm rest · overall height range is 40½ - 44 · seat height range is 19 - 22½ · arm height range is 25½ - 29	<table border="1"> <thead> <tr> <th>Dimensions</th> <th>D</th> <th>W</th> <th>H</th> </tr> </thead> <tbody> <tr> <td>Overall</td> <td>25</td> <td>26½</td> <td>44</td> </tr> <tr> <td>Seat</td> <td>18½</td> <td>21½</td> <td>22½</td> </tr> <tr> <td>Arm</td> <td colspan="3">29</td> </tr> </tbody> </table>	Dimensions	D	W	H	Overall	25	26½	44	Seat	18½	21½	22½	Arm	29			<table border="1"> <tbody> <tr> <td>COM</td> <td>\$1,816</td> </tr> <tr> <td>A</td> <td>\$1,837</td> </tr> <tr> <td>B</td> <td>\$1,878</td> </tr> <tr> <td>COL/C</td> <td>\$1,949</td> </tr> <tr> <td>D</td> <td>\$2,040</td> </tr> <tr> <td>E</td> <td>\$2,118</td> </tr> <tr> <td>F</td> <td>\$2,254</td> </tr> <tr> <td>G</td> <td>\$2,400</td> </tr> <tr> <td>H</td> <td>\$2,525</td> </tr> <tr> <td>I</td> <td>\$2,748</td> </tr> <tr> <td>J</td> <td>\$3,013</td> </tr> <tr> <td>L1</td> <td>\$2,507</td> </tr> <tr> <td>L2</td> <td>\$2,702</td> </tr> </tbody> </table>	COM	\$1,816	A	\$1,837	B	\$1,878	COL/C	\$1,949	D	\$2,040	E	\$2,118	F	\$2,254	G	\$2,400	H	\$2,525	I	\$2,748	J	\$3,013	L1	\$2,507	L2	\$2,702
		Dimensions	D	W	H																																								
		Overall	25	26½	44																																								
		Seat	18½	21½	22½																																								
		Arm	29																																										
		COM	\$1,816																																										
		A	\$1,837																																										
		B	\$1,878																																										
		COL/C	\$1,949																																										
		D	\$2,040																																										
E	\$2,118																																												
F	\$2,254																																												
G	\$2,400																																												
H	\$2,525																																												
I	\$2,748																																												
J	\$3,013																																												
L1	\$2,507																																												
L2	\$2,702																																												
<table border="1"> <thead> <tr> <th>Upholstery</th> <th colspan="3">Shipping</th> </tr> </thead> <tbody> <tr> <td>COM Ydg</td> <td>2½</td> <td>Ctn Wt</td> <td>58</td> </tr> <tr> <td>COL Sq Ft</td> <td>45</td> <td>Cu Ft</td> <td>15</td> </tr> </tbody> </table>	Upholstery	Shipping			COM Ydg	2½	Ctn Wt	58	COL Sq Ft	45	Cu Ft	15																																	
Upholstery	Shipping																																												
COM Ydg	2½	Ctn Wt	58																																										
COL Sq Ft	45	Cu Ft	15																																										


Executive Swivel with Trim Nails 	MA1530J · plain seat and back · Antique Brass trim nails · upholstered arm rest · overall height range is 40½ - 44 · seat height range is 19 - 22½ · arm height range is 25½ - 29	<table border="1"> <thead> <tr> <th>Dimensions</th> <th>D</th> <th>W</th> <th>H</th> </tr> </thead> <tbody> <tr> <td>Overall</td> <td>25</td> <td>26½</td> <td>44</td> </tr> <tr> <td>Seat</td> <td>18½</td> <td>21½</td> <td>22½</td> </tr> <tr> <td>Arm</td> <td colspan="3">29</td> </tr> </tbody> </table>	Dimensions	D	W	H	Overall	25	26½	44	Seat	18½	21½	22½	Arm	29			<table border="1"> <tbody> <tr> <td>COM</td> <td>\$1,971</td> </tr> <tr> <td>A</td> <td>\$1,992</td> </tr> <tr> <td>B</td> <td>\$2,033</td> </tr> <tr> <td>COL/C</td> <td>\$2,104</td> </tr> <tr> <td>D</td> <td>\$2,195</td> </tr> <tr> <td>E</td> <td>\$2,273</td> </tr> <tr> <td>F</td> <td>\$2,409</td> </tr> <tr> <td>G</td> <td>\$2,555</td> </tr> <tr> <td>H</td> <td>\$2,680</td> </tr> <tr> <td>I</td> <td>\$2,903</td> </tr> <tr> <td>J</td> <td>\$3,168</td> </tr> <tr> <td>L1</td> <td>\$2,662</td> </tr> <tr> <td>L2</td> <td>\$2,857</td> </tr> </tbody> </table>	COM	\$1,971	A	\$1,992	B	\$2,033	COL/C	\$2,104	D	\$2,195	E	\$2,273	F	\$2,409	G	\$2,555	H	\$2,680	I	\$2,903	J	\$3,168	L1	\$2,662	L2	\$2,857
		Dimensions	D	W	H																																								
		Overall	25	26½	44																																								
		Seat	18½	21½	22½																																								
		Arm	29																																										
		COM	\$1,971																																										
		A	\$1,992																																										
		B	\$2,033																																										
		COL/C	\$2,104																																										
		D	\$2,195																																										
E	\$2,273																																												
F	\$2,409																																												
G	\$2,555																																												
H	\$2,680																																												
I	\$2,903																																												
J	\$3,168																																												
L1	\$2,662																																												
L2	\$2,857																																												
<table border="1"> <thead> <tr> <th>Upholstery</th> <th colspan="3">Shipping</th> </tr> </thead> <tbody> <tr> <td>COM Ydg</td> <td>2½</td> <td>Ctn Wt</td> <td>58</td> </tr> <tr> <td>COL Sq Ft</td> <td>45</td> <td>Cu Ft</td> <td>15</td> </tr> </tbody> </table>	Upholstery	Shipping			COM Ydg	2½	Ctn Wt	58	COL Sq Ft	45	Cu Ft	15																																	
Upholstery	Shipping																																												
COM Ydg	2½	Ctn Wt	58																																										
COL Sq Ft	45	Cu Ft	15																																										

Executive Swivel 	MA1500G · fold tufted back · plain seat · upholstered arm cap · overall height range is 40½ - 44 · seat height range is 19 - 22½ · arm height range is 25½ - 29	<table border="1"> <thead> <tr> <th>Dimensions</th> <th>D</th> <th>W</th> <th>H</th> </tr> </thead> <tbody> <tr> <td>Overall</td> <td>25</td> <td>26½</td> <td>44</td> </tr> <tr> <td>Seat</td> <td>18½</td> <td>21½</td> <td>22½</td> </tr> <tr> <td>Arm</td> <td colspan="3">29</td> </tr> </tbody> </table>	Dimensions	D	W	H	Overall	25	26½	44	Seat	18½	21½	22½	Arm	29			<table border="1"> <tbody> <tr> <td>COM</td> <td>\$1,836</td> </tr> <tr> <td>A</td> <td>\$1,861</td> </tr> <tr> <td>B</td> <td>\$1,910</td> </tr> <tr> <td>COL/C</td> <td>\$1,995</td> </tr> <tr> <td>D</td> <td>\$2,105</td> </tr> <tr> <td>E</td> <td>\$2,198</td> </tr> <tr> <td>F</td> <td>\$2,362</td> </tr> <tr> <td>G</td> <td>\$2,537</td> </tr> <tr> <td>H</td> <td>\$2,687</td> </tr> <tr> <td>I</td> <td>\$2,955</td> </tr> <tr> <td>J</td> <td>\$3,272</td> </tr> <tr> <td>L1</td> <td>\$2,665</td> </tr> <tr> <td>L2</td> <td>\$2,899</td> </tr> </tbody> </table>	COM	\$1,836	A	\$1,861	B	\$1,910	COL/C	\$1,995	D	\$2,105	E	\$2,198	F	\$2,362	G	\$2,537	H	\$2,687	I	\$2,955	J	\$3,272	L1	\$2,665	L2	\$2,899
		Dimensions	D	W	H																																								
		Overall	25	26½	44																																								
		Seat	18½	21½	22½																																								
		Arm	29																																										
		COM	\$1,836																																										
		A	\$1,861																																										
		B	\$1,910																																										
		COL/C	\$1,995																																										
		D	\$2,105																																										
E	\$2,198																																												
F	\$2,362																																												
G	\$2,537																																												
H	\$2,687																																												
I	\$2,955																																												
J	\$3,272																																												
L1	\$2,665																																												
L2	\$2,899																																												
<table border="1"> <thead> <tr> <th>Upholstery</th> <th colspan="3">Shipping</th> </tr> </thead> <tbody> <tr> <td>COM Ydg</td> <td>3</td> <td>Ctn Wt</td> <td>58</td> </tr> <tr> <td>COL Sq Ft</td> <td>54</td> <td>Cu Ft</td> <td>15</td> </tr> </tbody> </table>	Upholstery	Shipping			COM Ydg	3	Ctn Wt	58	COL Sq Ft	54	Cu Ft	15																																	
Upholstery	Shipping																																												
COM Ydg	3	Ctn Wt	58																																										
COL Sq Ft	54	Cu Ft	15																																										

Executive Swivel with Trim Nails 	MA1500K · fold tufted back · plain seat · upholstered arm cap · Antique Brass trim nails · overall height range is 40½ - 44 · seat height range is 19 - 22½ · arm height range is 25½ - 29	<table border="1"> <thead> <tr> <th>Dimensions</th> <th>D</th> <th>W</th> <th>H</th> </tr> </thead> <tbody> <tr> <td>Overall</td> <td>25</td> <td>26½</td> <td>44</td> </tr> <tr> <td>Seat</td> <td>18½</td> <td>21½</td> <td>22½</td> </tr> <tr> <td>Arm</td> <td colspan="3">29</td> </tr> </tbody> </table>	Dimensions	D	W	H	Overall	25	26½	44	Seat	18½	21½	22½	Arm	29			<table border="1"> <tbody> <tr> <td>COM</td> <td>\$1,968</td> </tr> <tr> <td>A</td> <td>\$1,993</td> </tr> <tr> <td>B</td> <td>\$2,042</td> </tr> <tr> <td>COL/C</td> <td>\$2,127</td> </tr> <tr> <td>D</td> <td>\$2,237</td> </tr> <tr> <td>E</td> <td>\$2,330</td> </tr> <tr> <td>F</td> <td>\$2,494</td> </tr> <tr> <td>G</td> <td>\$2,669</td> </tr> <tr> <td>H</td> <td>\$2,819</td> </tr> <tr> <td>I</td> <td>\$3,087</td> </tr> <tr> <td>J</td> <td>\$3,404</td> </tr> <tr> <td>L1</td> <td>\$2,797</td> </tr> <tr> <td>L2</td> <td>\$3,031</td> </tr> </tbody> </table>	COM	\$1,968	A	\$1,993	B	\$2,042	COL/C	\$2,127	D	\$2,237	E	\$2,330	F	\$2,494	G	\$2,669	H	\$2,819	I	\$3,087	J	\$3,404	L1	\$2,797	L2	\$3,031
		Dimensions	D	W	H																																								
		Overall	25	26½	44																																								
		Seat	18½	21½	22½																																								
		Arm	29																																										
		COM	\$1,968																																										
		A	\$1,993																																										
		B	\$2,042																																										
		COL/C	\$2,127																																										
		D	\$2,237																																										
E	\$2,330																																												
F	\$2,494																																												
G	\$2,669																																												
H	\$2,819																																												
I	\$3,087																																												
J	\$3,404																																												
L1	\$2,797																																												
L2	\$3,031																																												
<table border="1"> <thead> <tr> <th>Upholstery</th> <th colspan="3">Shipping</th> </tr> </thead> <tbody> <tr> <td>COM Ydg</td> <td>3</td> <td>Ctn Wt</td> <td>58</td> </tr> <tr> <td>COL Sq Ft</td> <td>54</td> <td>Cu Ft</td> <td>15</td> </tr> </tbody> </table>	Upholstery	Shipping			COM Ydg	3	Ctn Wt	58	COL Sq Ft	54	Cu Ft	15																																	
Upholstery	Shipping																																												
COM Ydg	3	Ctn Wt	58																																										
COL Sq Ft	54	Cu Ft	15																																										

MADISON

Description	1 Model	Specifications				List Price Per Grade	
Executive Swivel 	MA1530G • fold tufted back • plain seat • upholstered arm rest • overall height range is 40 ½ - 44 • seat height range is 19 - 22 ½ • arm height range is 25 ½ - 29	Dimensions	D	W	H	COM	\$1,987
		Overall	25	26 ½	44	A	\$2,012
		Seat	18 ½	21 ½	22 ½	B	\$2,061
		Arm			29	COL/C	\$2,146
		Upholstery	Shipping			D	\$2,256
		COM Ydg	3	Ctn Wt	58	E	\$2,349
		COL Sq Ft	54	Cu Ft	15	F	\$2,513
						G	\$2,688
						H	\$2,838
						I	\$3,106
				J	\$3,423		
				L1	\$2,816		
				L2	\$3,050		

Description	1 Model	Specifications				List Price Per Grade	
Executive Swivel with Trim Nails 	MA1530K • fold tufted back • plain seat • upholstered arm rest • Antique Brass trim nails • overall height range is 40 ½ - 44 • seat height range is 19 - 22 ½ • arm height range is 25 ½ - 29	Dimensions	D	W	H	COM	\$2,119
		Overall	25	26 ½	44	A	\$2,144
		Seat	18 ½	21 ½	22 ½	B	\$2,193
		Arm			29	COL/C	\$2,278
		Upholstery	Shipping			D	\$2,388
		COM Ydg	3	Ctn Wt	58	E	\$2,481
		COL Sq Ft	54	Cu Ft	15	F	\$2,645
						G	\$2,820
						H	\$2,970
						I	\$3,238
				J	\$3,555		
				L1	\$2,948		
				L2	\$3,182		

To Order, Specify:

- 1 Model Number
- 2 Wood Species - Maple (M)
- 3 Wood Base/Arm Detail Finish [See Wood Base/Arm Detail Finish Options](#)
- 4 Fabric Selection - vendor, pattern and color
Visit www.jsifurniture.com/finishes-and-materials/textiles for our textiles program.
See selection of standard and graded in manufacturers and patterns.
- 5 Optional Black Jury Base - add \$210 list; wood base standard (self-centering manual available - specify when ordering)
- 6 Optional Knee-Tilt - add \$144 list
- 7 Optional Black Antique Trim Nails - replaces standard antique brass - no upcharge
- 8 Optional Plastic Bumper Guard - add \$26 list

Specifications

- Wood species - Maple.
- Seat has synthetic sheet webbing and 3" polyurethane foam.
- Back has polypropylene webbing and 2" polyurethane foam.
- Arms have 1 ½" polyurethane foam.
- Swivels revolve, tilt, a wood base with antique brass hood over dual wheel casters and a pneumatic lift.
- Mortise and tenon construction with corner blocks, glue and screws.

Madison Order Check List:



Specify:

- 1. Model Number
- 2. Wood Species - Maple (M)
- 3. Wood Leg/Arm Detail Finish
- 4. Fabric Selection - vendor, pattern and color
- 5. Optional Black Antique Trim Nails - no upcharge
(Replaces standard antique brass trim nails)
- 6. Optional Casters - add \$127 list; specify color
- 7. Optional Rubber Cushion Nylon Glides - no upcharge

Example:

MA1501F (model #)	M (wood species)	BAR (finish) wood leg/arm detail	MOMENTUM (fabric vendor)	VOX (pattern name)	MYSTIC (pattern color)
-----------------------------	----------------------------	-----------------------------------------------	------------------------------------	------------------------------	----------------------------------

1. Model Number

2. Wood Species - Maple (M)

3. Wood Leg/Arm Detail Finish Options:

BAR Barrel	MCH Mocha
BRK Brickdust	OBK Outback
BUF Buff	PIL Pilsner
CSK Cask	PIN Pinnacle Walnut
CND Cinder	RAV Raven
CLY Clay	RYE Rye
EGR Egret	SAB Sable
FAW Fawn	SAD Saddle
FLX Flax	SIE Sienna
FLN Flint	TRF Truffle
FLO Florence Walnut	UMB Umber
LOF Loft	VAL Valley
MES Mesa	WLH Walnut Heights
MIN Mineral	

4. Fabric Selection - Please supply the following:
Fabric vendor/Pattern name/Pattern color

[For a complete list of JSI Standard and Graded-In Textiles click here](#)

When specifying contrasting upholstery, indicate clearly which upholstery is to be applied to the seat, back and arms. Use higher grade pricing.

- Indicate direction of fabric - Railroaded or Up the Roll
- Please provide illustration, if available

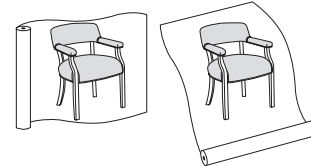
All COM orders must include the following:

- Vendor's name, pattern name and color
- Sample of the fabric attached to order
- Model numbers of items for fabric application
- Special application instructions (e.g., all stripes will be applied front to back unless specified otherwise)
- Customer and purchase order number

Ship prepaid COM material to:

JSI
Attn: COM Dept
201 East Martin Street
Receiving B, Dock 71
Orleans, IN 47452

Application of fabric:
Railroaded Up the Roll



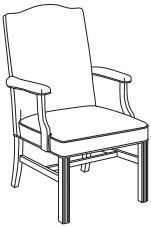
All COM orders will ship at standard lead time from receipt of COM except for orders requiring special custom matched finishes.

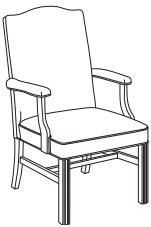
5. Optional Black Antique Trim Nails - no upcharge
(Replaces standard antique brass trim nails)

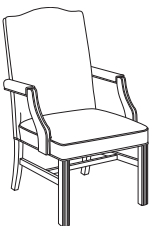
6. Optional Casters - add \$127 list; specify color.

- Color:**
- Black
 - Antique Brass

7. Optional Rubber Cushion Nylon Glides - no upcharge

Description	1 Model	Specifications			List Price Per Grade	
Guest Chair 	MA1501F · plain seat and back · upholstered arm cap	Dimensions	D	W	H	COM \$1,179
		Overall	27 ½	26 ½	40 ½	A \$1,200
		Seat	18 ½	21	18 ¾	B \$1,241
		Arm			25 ½	COL/C \$1,312
		Upholstery	Shipping			D \$1,403
		COM Ydg	2 ½	Ctn Wt	37	E \$1,481
		COL Sq Ft	45	Cu Ft	15	F \$1,617
						G \$1,763
						H \$1,888
						I \$2,111
				J \$2,376		
				L1 \$1,870		
				L2 \$2,065		

Description	1 Model	Specifications			List Price Per Grade	
Guest Chair with Trim Nails 	MA1501J · plain seat and back · upholstered arm cap · Antique Brass trim nails	Dimensions	D	W	H	COM \$1,331
		Overall	27 ½	26 ½	40 ½	A \$1,352
		Seat	18 ½	21	18 ¾	B \$1,393
		Arm			25 ½	COL/C \$1,464
		Upholstery	Shipping			D \$1,555
		COM Ydg	2 ½	Ctn Wt	37	E \$1,633
		COL Sq Ft	45	Cu Ft	15	F \$1,769
						G \$1,915
						H \$2,040
						I \$2,263
				J \$2,528		
				L1 \$2,022		
				L2 \$2,217		

Description	1 Model	Specifications			List Price Per Grade	
Guest Chair 	MA1531F · plain seat and back · upholstered arm rest	Dimensions	D	W	H	COM \$1,358
		Overall	27 ½	26 ½	40 ½	A \$1,379
		Seat	18 ½	21	18 ¾	B \$1,420
		Arm			25 ½	COL/C \$1,491
		Upholstery	Shipping			D \$1,582
		COM Ydg	2 ½	Ctn Wt	37	E \$1,660
		COL Sq Ft	45	Cu Ft	15	F \$1,796
						G \$1,942
						H \$2,067
						I \$2,290
				J \$2,555		
				L1 \$2,049		
				L2 \$2,244		


To Order, Specify:

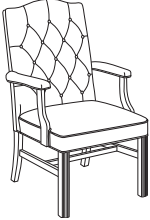
- 1 Model Number
- 2 Wood Species - Maple (M)
- 3 Wood Base/Arm Detail Finish [See Wood Base/Arm Detail Finish Options](#)
- 4 Fabric Selection - vendor, pattern and color
Visit www.jsifurniture.com/finishes-and-materials/textiles for our textiles program.
See selection of standard and graded in manufacturers and patterns.
- 5 Optional Black Antique Trim Nails - no upcharge
(Replaces standard antique brass trim nails)
- 6 Optional Casters - add \$127 list; specify color
- 7 Optional Rubber Cushion Nylon Glides - no upcharge


Specifications


- Wood species - Maple.
- Seat has synthetic sheet webbing and 3" polyurethane foam.
- Back has polypropylene webbing and 2" polyurethane foam.
- Arms have 1 ½" polyurethane foam.
- Mortise and tenon construction with corner blocks, glue and screws.
- Standard with rubber cushion metal glides.

MADISON

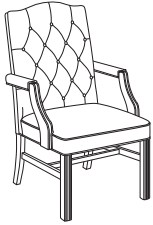
Description	Model	Specifications	List Price Per Grade																
Guest Chair with Trim Nails 	MA1531J · plain seat and back · upholstered arm rest · Antique Brass trim nails	<table border="1"> <thead> <tr> <th>Dimensions</th> <th>D</th> <th>W</th> <th>H</th> </tr> </thead> <tbody> <tr> <td>Overall</td> <td>27 ½</td> <td>26 ½</td> <td>40 ½</td> </tr> <tr> <td>Seat</td> <td>18 ½</td> <td>21</td> <td>18 ¾</td> </tr> <tr> <td>Arm</td> <td></td> <td></td> <td>25 ½</td> </tr> </tbody> </table>	Dimensions	D	W	H	Overall	27 ½	26 ½	40 ½	Seat	18 ½	21	18 ¾	Arm			25 ½	COM \$1,508 A \$1,529 B \$1,570 COL/C \$1,641 D \$1,732 E \$1,810 F \$1,946 G \$2,092 H \$2,217 I \$2,440 J \$2,705 L1 \$2,199 L2 \$2,394
		Dimensions	D	W	H														
		Overall	27 ½	26 ½	40 ½														
		Seat	18 ½	21	18 ¾														
		Arm			25 ½														
		<table border="1"> <thead> <tr> <th>Upholstery</th> <th colspan="3">Shipping</th> </tr> </thead> <tbody> <tr> <td>COM Ydg</td> <td>2 ½</td> <td>Ctn Wt</td> <td>37</td> </tr> <tr> <td>COL Sq Ft</td> <td>45</td> <td>Cu Ft</td> <td>15</td> </tr> </tbody> </table>	Upholstery	Shipping			COM Ydg	2 ½	Ctn Wt	37	COL Sq Ft	45	Cu Ft	15					
		Upholstery	Shipping																
		COM Ydg	2 ½	Ctn Wt	37														
		COL Sq Ft	45	Cu Ft	15														


Guest Chair 	MA1501G · fold tufted back · plain seat · upholstered arm cap	<table border="1"> <thead> <tr> <th>Dimensions</th> <th>D</th> <th>W</th> <th>H</th> </tr> </thead> <tbody> <tr> <td>Overall</td> <td>27 ½</td> <td>26 ½</td> <td>40 ½</td> </tr> <tr> <td>Seat</td> <td>18 ½</td> <td>21</td> <td>18 ¾</td> </tr> <tr> <td>Arm</td> <td></td> <td></td> <td>25 ½</td> </tr> </tbody> </table>	Dimensions	D	W	H	Overall	27 ½	26 ½	40 ½	Seat	18 ½	21	18 ¾	Arm			25 ½	COM \$1,358 A \$1,383 B \$1,432 COL/C \$1,517 D \$1,627 E \$1,720 F \$1,884 G \$2,059 H \$2,209 I \$2,477 J \$2,794 L1 \$2,187 L2 \$2,421
		Dimensions	D	W	H														
		Overall	27 ½	26 ½	40 ½														
		Seat	18 ½	21	18 ¾														
		Arm			25 ½														
		<table border="1"> <thead> <tr> <th>Upholstery</th> <th colspan="3">Shipping</th> </tr> </thead> <tbody> <tr> <td>COM Ydg</td> <td>3</td> <td>Ctn Wt</td> <td>37</td> </tr> <tr> <td>COL Sq Ft</td> <td>54</td> <td>Cu Ft</td> <td>15</td> </tr> </tbody> </table>	Upholstery	Shipping			COM Ydg	3	Ctn Wt	37	COL Sq Ft	54	Cu Ft	15					
		Upholstery	Shipping																
		COM Ydg	3	Ctn Wt	37														
		COL Sq Ft	54	Cu Ft	15														


Guest Chair with Trim Nails 	MA1501K · fold tufted back · plain seat · upholstered arm cap · Antique Brass trim nails	<table border="1"> <thead> <tr> <th>Dimensions</th> <th>D</th> <th>W</th> <th>H</th> </tr> </thead> <tbody> <tr> <td>Overall</td> <td>27 ½</td> <td>26 ½</td> <td>40 ½</td> </tr> <tr> <td>Seat</td> <td>18 ½</td> <td>21</td> <td>18 ¾</td> </tr> <tr> <td>Arm</td> <td></td> <td></td> <td>25 ½</td> </tr> </tbody> </table>	Dimensions	D	W	H	Overall	27 ½	26 ½	40 ½	Seat	18 ½	21	18 ¾	Arm			25 ½	COM \$1,492 A \$1,517 B \$1,566 COL/C \$1,651 D \$1,761 E \$1,854 F \$2,018 G \$2,193 H \$2,343 I \$2,611 J \$2,928 L1 \$2,321 L2 \$2,555
		Dimensions	D	W	H														
		Overall	27 ½	26 ½	40 ½														
		Seat	18 ½	21	18 ¾														
		Arm			25 ½														
		<table border="1"> <thead> <tr> <th>Upholstery</th> <th colspan="3">Shipping</th> </tr> </thead> <tbody> <tr> <td>COM Ydg</td> <td>3</td> <td>Ctn Wt</td> <td>37</td> </tr> <tr> <td>COL Sq Ft</td> <td>54</td> <td>Cu Ft</td> <td>15</td> </tr> </tbody> </table>	Upholstery	Shipping			COM Ydg	3	Ctn Wt	37	COL Sq Ft	54	Cu Ft	15					
		Upholstery	Shipping																
		COM Ydg	3	Ctn Wt	37														
		COL Sq Ft	54	Cu Ft	15														

Guest Chair 	MA1531G · fold tufted back · plain seat · upholstered arm rest	<table border="1"> <thead> <tr> <th>Dimensions</th> <th>D</th> <th>W</th> <th>H</th> </tr> </thead> <tbody> <tr> <td>Overall</td> <td>27 ½</td> <td>26 ½</td> <td>40 ½</td> </tr> <tr> <td>Seat</td> <td>18 ½</td> <td>21</td> <td>18 ¾</td> </tr> <tr> <td>Arm</td> <td></td> <td></td> <td>25 ½</td> </tr> </tbody> </table>	Dimensions	D	W	H	Overall	27 ½	26 ½	40 ½	Seat	18 ½	21	18 ¾	Arm			25 ½	COM \$1,534 A \$1,559 B \$1,608 COL/C \$1,693 D \$1,803 E \$1,896 F \$2,060 G \$2,235 H \$2,385 I \$2,653 J \$2,970 L1 \$2,363 L2 \$2,597
		Dimensions	D	W	H														
		Overall	27 ½	26 ½	40 ½														
		Seat	18 ½	21	18 ¾														
		Arm			25 ½														
		<table border="1"> <thead> <tr> <th>Upholstery</th> <th colspan="3">Shipping</th> </tr> </thead> <tbody> <tr> <td>COM Ydg</td> <td>3</td> <td>Ctn Wt</td> <td>37</td> </tr> <tr> <td>COL Sq Ft</td> <td>54</td> <td>Cu Ft</td> <td>15</td> </tr> </tbody> </table>	Upholstery	Shipping			COM Ydg	3	Ctn Wt	37	COL Sq Ft	54	Cu Ft	15					
		Upholstery	Shipping																
		COM Ydg	3	Ctn Wt	37														
		COL Sq Ft	54	Cu Ft	15														

MADISON

Description	1 Model	Specifications				List Price Per Grade			
Guest Chair with Trim Nails 	MA1531K · fold tufted back · plain seat · upholstered arm rest · Antique Brass trim nails	Dimensions		D	W	H	COM \$1,666		
		Overall	27 ½	26 ½	40 ½	A \$1,691			
		Seat	18 ½	21	18 ¾	B \$1,740			
		Arm			25 ½	COL/C \$1,825			
		Upholstery		Shipping		D \$1,935			
		COM Ydg	3	Ctn Wt	37	E \$2,028			
		COL Sq Ft	54	Cu Ft	15	F \$2,192			
									G \$2,367
									H \$2,517
									I \$2,785
							J \$3,102		
							L1 \$2,495		
							L2 \$2,729		

Description	1 Model	Specifications				List Price Per Grade			
Guest Chair 	MA1533F · plain seat and back · armless	Dimensions		D	W	H	COM \$1,132		
		Overall	27 ½	20 ½	40 ½	A \$1,153			
		Seat	18 ½	21	18 ¾	B \$1,194			
		Upholstery		Shipping		COL/C \$1,265			
		COM Ydg	2 ½	Ctn Wt	34	D \$1,356			
		COL Sq Ft	50	Cu Ft	15	E \$1,434			
									F \$1,570
									G \$1,716
									H \$1,841
									I \$2,064
							J \$2,329		
							L1 \$1,823		
							L2 \$2,018		

Description	1 Model	Specifications				List Price Per Grade			
Guest Chair with Trim Nails 	MA1533J · plain seat and back · armless · Antique Brass trim nails	Dimensions		D	W	H	COM \$1,286		
		Overall	27 ½	20 ½	40 ½	A \$1,307			
		Seat	18 ½	21	18 ¾	B \$1,348			
		Upholstery		Shipping		COL/C \$1,419			
		COM Ydg	2 ½	Ctn Wt	34	D \$1,510			
		COL Sq Ft	50	Cu Ft	15	E \$1,588			
									F \$1,724
									G \$1,870
									H \$1,995
									I \$2,218
							J \$2,483		
							L1 \$1,977		
							L2 \$2,172		


To Order, Specify:


- 1 Model Number
- 2 Wood Species - Maple (M)
- 3 Wood Base/Arm Detail Finish [See Wood Base/Arm Detail Finish Options](#)
- 4 Fabric Selection - vendor, pattern and color
Visit www.jsifurniture.com/finishes-and-materials/textiles for our textiles program.
See selection of standard and graded in manufacturers and patterns.
- 5 Optional Black Antique Trim Nails - no upcharge
(Replaces standard antique brass trim nails)
- 6 Optional Casters - add \$127 list; specify color
- 7 Optional Rubber Cushion Nylon Glides - no upcharge


Specifications


- Wood species - Maple.
- Seat has synthetic sheet webbing and 3" polyurethane foam.
- Back has polypropylene webbing and 2" polyurethane foam.
- Arms have 1 ½" polyurethane foam.
- Mortise and tenon construction with corner blocks, glue and screws.
- Standard with rubber cushion metal glides.

MADISON


Description	Model	Specifications	List Price Per Grade												
Guest Chair 	MA1533G · fold tufted back · plain seat · armless	<table border="1"> <thead> <tr> <th>Dimensions</th> <th>D</th> <th>W</th> <th>H</th> </tr> </thead> <tbody> <tr> <td>Overall</td> <td>27 ½</td> <td>20 ½</td> <td>40 ½</td> </tr> <tr> <td>Seat</td> <td>18 ½</td> <td>21</td> <td>18 ¾</td> </tr> </tbody> </table>	Dimensions	D	W	H	Overall	27 ½	20 ½	40 ½	Seat	18 ½	21	18 ¾	COM \$1,308 A \$1,333 B \$1,382 COL/C \$1,467 D \$1,577 E \$1,670 F \$1,834 G \$2,009 H \$2,159 I \$2,427 J \$2,744 L1 \$2,137 L2 \$2,371
		Dimensions	D	W	H										
		Overall	27 ½	20 ½	40 ½										
		Seat	18 ½	21	18 ¾										
		<table border="1"> <thead> <tr> <th>Upholstery</th> <th>Shipping</th> </tr> </thead> <tbody> <tr> <td>COM Ydg 3</td> <td>Ctn Wt 34</td> </tr> <tr> <td>COL Sq Ft 60</td> <td>Cu Ft 15</td> </tr> </tbody> </table>	Upholstery	Shipping	COM Ydg 3	Ctn Wt 34	COL Sq Ft 60	Cu Ft 15							
		Upholstery	Shipping												
		COM Ydg 3	Ctn Wt 34												
		COL Sq Ft 60	Cu Ft 15												


Guest Chair with Trim Nails 	MA1533K · fold tufted back · plain seat · armless · Antique Brass trim nails	<table border="1"> <thead> <tr> <th>Dimensions</th> <th>D</th> <th>W</th> <th>H</th> </tr> </thead> <tbody> <tr> <td>Overall</td> <td>27 ½</td> <td>20 ½</td> <td>40 ½</td> </tr> <tr> <td>Seat</td> <td>18 ½</td> <td>21</td> <td>18 ¾</td> </tr> </tbody> </table>	Dimensions	D	W	H	Overall	27 ½	20 ½	40 ½	Seat	18 ½	21	18 ¾	COM \$1,445 A \$1,470 B \$1,519 COL/C \$1,604 D \$1,714 E \$1,807 F \$1,971 G \$2,146 H \$2,296 I \$2,564 J \$2,881 L1 \$2,274 L2 \$2,508
		Dimensions	D	W	H										
		Overall	27 ½	20 ½	40 ½										
		Seat	18 ½	21	18 ¾										
		<table border="1"> <thead> <tr> <th>Upholstery</th> <th>Shipping</th> </tr> </thead> <tbody> <tr> <td>COM Ydg 3</td> <td>Ctn Wt 34</td> </tr> <tr> <td>COL Sq Ft 60</td> <td>Cu Ft 15</td> </tr> </tbody> </table>	Upholstery	Shipping	COM Ydg 3	Ctn Wt 34	COL Sq Ft 60	Cu Ft 15							
		Upholstery	Shipping												
		COM Ydg 3	Ctn Wt 34												
		COL Sq Ft 60	Cu Ft 15												

Guest Chair 	MA1561F · plain seat and back	<table border="1"> <thead> <tr> <th>Dimensions</th> <th>D</th> <th>W</th> <th>H</th> </tr> </thead> <tbody> <tr> <td>Overall</td> <td>25 ¼</td> <td>24 ½</td> <td>30</td> </tr> <tr> <td>Seat</td> <td>20 ¼</td> <td>18 ¼</td> <td>19</td> </tr> <tr> <td>Arm</td> <td></td> <td></td> <td>25</td> </tr> </tbody> </table>	Dimensions	D	W	H	Overall	25 ¼	24 ½	30	Seat	20 ¼	18 ¼	19	Arm			25	COM \$910 A \$927 B \$959 COL/C \$1,016 D \$1,090 E \$1,152 F \$1,261 G \$1,377 H \$1,477 I \$1,656 J \$1,868 L1 \$1,463 L2 \$1,619
		Dimensions	D	W	H														
		Overall	25 ¼	24 ½	30														
		Seat	20 ¼	18 ¼	19														
		Arm			25														
		<table border="1"> <thead> <tr> <th>Upholstery</th> <th>Shipping</th> </tr> </thead> <tbody> <tr> <td>COM Ydg 2</td> <td>Ctn Wt 32</td> </tr> <tr> <td>COL Sq Ft 36</td> <td>Cu Ft 14</td> </tr> </tbody> </table>	Upholstery	Shipping	COM Ydg 2	Ctn Wt 32	COL Sq Ft 36	Cu Ft 14											
		Upholstery	Shipping																
		COM Ydg 2	Ctn Wt 32																
		COL Sq Ft 36	Cu Ft 14																

Guest Chair with Trim Nails 	MA1561J · plain seat and back · Antique Brass trim nails	<table border="1"> <thead> <tr> <th>Dimensions</th> <th>D</th> <th>W</th> <th>H</th> </tr> </thead> <tbody> <tr> <td>Overall</td> <td>25 ¼</td> <td>24 ½</td> <td>30</td> </tr> <tr> <td>Seat</td> <td>20 ¼</td> <td>18 ¼</td> <td>19</td> </tr> <tr> <td>Arm</td> <td></td> <td></td> <td>25</td> </tr> </tbody> </table>	Dimensions	D	W	H	Overall	25 ¼	24 ½	30	Seat	20 ¼	18 ¼	19	Arm			25	COM \$986 A \$1,003 B \$1,035 COL/C \$1,092 D \$1,166 E \$1,228 F \$1,337 G \$1,453 H \$1,553 I \$1,732 J \$1,944 L1 \$1,539 L2 \$1,695
		Dimensions	D	W	H														
		Overall	25 ¼	24 ½	30														
		Seat	20 ¼	18 ¼	19														
		Arm			25														
		<table border="1"> <thead> <tr> <th>Upholstery</th> <th>Shipping</th> </tr> </thead> <tbody> <tr> <td>COM Ydg 2</td> <td>Ctn Wt 32</td> </tr> <tr> <td>COL Sq Ft 36</td> <td>Cu Ft 14</td> </tr> </tbody> </table>	Upholstery	Shipping	COM Ydg 2	Ctn Wt 32	COL Sq Ft 36	Cu Ft 14											
		Upholstery	Shipping																
		COM Ydg 2	Ctn Wt 32																
		COL Sq Ft 36	Cu Ft 14																

MADISON

Description	1 Model	Specifications				List Price Per Grade	
Guest Chair 	MA1563F · plain seat and back · Antique Brass casters	Dimensions	D	W	H	COM	\$1,056
		Overall	25 ¼	24 ½	30	A	\$1,073
		Seat	20 ¼	18 ¼	19	B	\$1,105
		Arm			25	COL/C	\$1,162
		Upholstery	Shipping			D	\$1,236
		COM Ydg	2	Ctn Wt	34	E	\$1,298
		COL Sq Ft	36	Cu Ft	14	F	\$1,407
						G	\$1,523
						H	\$1,623
						I	\$1,802
				J	\$2,014		
				L1	\$1,609		
				L2	\$1,765		

Description	1 Model	Specifications				List Price Per Grade	
Guest Chair with Trim Nails 	MA1563J · plain seat and back · Antique Brass casters · Antique Brass trim nails	Dimensions	D	W	H	COM	\$1,138
		Overall	25 ¼	24 ½	30	A	\$1,155
		Seat	20 ¼	18 ¼	19	B	\$1,187
		Arm			25	COL/C	\$1,244
		Upholstery	Shipping			D	\$1,318
		COM Ydg	2	Ctn Wt	34	E	\$1,380
		COL Sq Ft	36	Cu Ft	14	F	\$1,489
						G	\$1,605
						H	\$1,705
						I	\$1,884
				J	\$2,096		
				L1	\$1,691		
				L2	\$1,847		

To Order, Specify:

- 1 Model Number
- 2 Wood Species - Maple (M)
- 3 Wood Base/Arm Detail Finish [See Wood Base/Arm Detail Finish Options](#)
- 4 Fabric Selection - vendor, pattern and color
Visit www.jsifurniture.com/finishes-and-materials/textiles for our textiles program.
See selection of standard and graded in manufacturers and patterns.
- 5 Optional Black Antique Trim Nails - no upcharge
(Replaces standard antique brass trim nails)
- 6 Optional Casters - add \$127 list; specify color
- 7 Optional Rubber Cushion Nylon Glides - no upcharge

Specifications

- Wood species - Maple.
- Seat has synthetic sheet webbing and 3" polyurethane foam.
- Back has polypropylene webbing and 2" polyurethane foam.
- Arms have 1 ½" polyurethane foam.
- Mortise and tenon construction with corner blocks, glue and screws.
- Standard with rubber cushion metal glides.

Millie Order Check List:



Specify:

- 1. Model Number
- 2. Wood Species - Maple (M)
- 3. Wood Finish
- 4. Fabric Selection - vendor, pattern and color
- 5. Optional Rubber Cushion Nylon Glides - no upcharge

Example:

MI853D | M | BAR | MOMENTUM | VOX | MYSTIC
 (model #) | (wood species) | (finish) | (fabric vendor) | (pattern name) | (pattern color)

1. Model Number

2. Wood Species - Maple (M)

3. Finish Options:


Maple Finish

BAR	Barrel	MCH	Mocha
BRK	Brickdust	OBK	Outback
BUF	Buff	PIL	Pilsner
CSK	Cask	PIN	Pinnacle Walnut
CND	Cinder	RAV	Raven
CLY	Clay	RYE	Rye
EGR	Egret	SAB	Sable
FAW	Fawn	SAD	Saddle
FLX	Flax	SIE	Sienna
FLN	Flint	TRF	Truffle
FLO	Florence Walnut	UMB	Umber
LOF	Loft	VAL	Valley
MES	Mesa	WLH	Walnut Heights
MIN	Mineral		


Ship prepaid COM material to:

JSI
 Attn: COM Dept
 201 East Martin Street
 Receiving B, Dock 71
 Orleans, IN 47452

Application of fabrics:



Railroaded



Up the Roll

All COM orders will ship at standard lead time from receipt of COM except for orders requiring special custom matched finishes.

4. Fabric Selection - Please supply the following:
 Fabric vendor/Pattern name/Pattern color


[For a complete list of JSI Standard and Graded-In Textiles click here](#)

- Indicate direction of fabric - Railroaded or Up the Roll
- Please provide illustration, if available

All COM orders must include the following:

- Vendor's name, pattern name and color
- Sample of the fabric attached to the order
- Model numbers of items for fabric application
- Special application instructions (e.g., all stripes will be applied front to back unless specified otherwise)
- Customer and purchase order number

5. Optional Rubber Cushion Nylon Glides - no upcharge

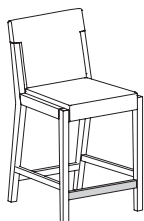
Description	① Model	Specifications				List Price Per Grade	
Guest Chair 	MI853D · upholstered seat and back · chair is a wallsaver	Dimensions		D	W	H	COM \$1,091
		Overall	21 ½	18 ¼	33	A \$1,102	
		Seat	15 ¾	16 ¼	18 ¾	B \$1,122	
		Upholstery		Shipping		COL/C \$1,158	
		COM Ydg	1 ¼	Ctn Wt	15	D \$1,203	
		COL Sq Ft	23	Cu Ft	10	E \$1,242	
						F \$1,310	
				G \$1,383			
				H \$1,446			
				I \$1,557			
				J \$1,690			
				L1 \$1,406			
				L2 \$1,495			

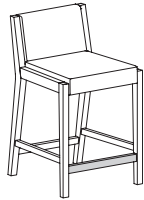
To Order, Specify:

- ① Model Number
- ② Wood Species - Maple (M)
- ③ Wood Frame Finish [See Wood Frame Finish Options](#)
- ④ Fabric Selection - vendor, pattern and color
 Visit www.jsifurniture.com/finishes-and-materials/textiles for our textiles program. See selection of standard and graded in manufacturers and patterns.
- ⑤ Optional Rubber Cushion Nylon Glides - no upcharge

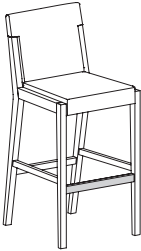
Specifications

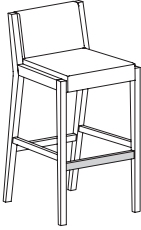
- Wood Species - Maple.
- Seat is upholstered with 2 ½" high density polyurethane foam.
- Seat has single needle top stitch detail for added style and durability.
- Back is upholstered with 1" polyurethane foam.
- Mortise and tenon construction with corner blocks, glue and screws.
- Standard with rubber cushion metal glides.

Description	Model	Specifications	List Price Per Grade												
36¼" Counter Height Stool 	MI854D · upholstered seat and back · stainless steel foot rest	<table border="1"> <thead> <tr> <th>Dimensions</th> <th>D</th> <th>W</th> <th>H</th> </tr> </thead> <tbody> <tr> <td>Overall</td> <td>20 ¾</td> <td>18 ¼</td> <td>36 ¼</td> </tr> <tr> <td>Seat</td> <td>15 ½</td> <td>15 ¾</td> <td>23 ¾</td> </tr> </tbody> </table>	Dimensions	D	W	H	Overall	20 ¾	18 ¼	36 ¼	Seat	15 ½	15 ¾	23 ¾	COM \$1,280 A \$1,291 B \$1,311 COL/C \$1,347 D \$1,392 E \$1,431 F \$1,499 G \$1,572 H \$1,635 I \$1,746 J \$1,879 L1 \$1,595 L2 \$1,684
		Dimensions	D	W	H										
Overall	20 ¾	18 ¼	36 ¼												
Seat	15 ½	15 ¾	23 ¾												
<table border="1"> <thead> <tr> <th>Upholstery</th> <th colspan="3">Shipping</th> </tr> </thead> <tbody> <tr> <td>COM Ydg</td> <td>1 ¼</td> <td>Ctn Wt</td> <td>17</td> </tr> <tr> <td>COL Sq Ft</td> <td>23</td> <td>Cu Ft</td> <td>12</td> </tr> </tbody> </table>	Upholstery	Shipping			COM Ydg	1 ¼	Ctn Wt	17	COL Sq Ft	23	Cu Ft	12			
Upholstery	Shipping														
COM Ydg	1 ¼	Ctn Wt	17												
COL Sq Ft	23	Cu Ft	12												

Description	Model	Specifications	List Price Per Grade												
31½" Mid-Back Counter Height Stool 	MI854E · upholstered seat and back · stainless steel foot rest	<table border="1"> <thead> <tr> <th>Dimensions</th> <th>D</th> <th>W</th> <th>H</th> </tr> </thead> <tbody> <tr> <td>Overall</td> <td>20 ¾</td> <td>18 ¼</td> <td>31 ½</td> </tr> <tr> <td>Seat</td> <td>15 ½</td> <td>15 ¾</td> <td>23 ¾</td> </tr> </tbody> </table>	Dimensions	D	W	H	Overall	20 ¾	18 ¼	31 ½	Seat	15 ½	15 ¾	23 ¾	COM \$1,275 A \$1,286 B \$1,306 COL/C \$1,342 D \$1,387 E \$1,426 F \$1,494 G \$1,567 H \$1,630 I \$1,741 J \$1,874 L1 \$1,590 L2 \$1,679
		Dimensions	D	W	H										
Overall	20 ¾	18 ¼	31 ½												
Seat	15 ½	15 ¾	23 ¾												
<table border="1"> <thead> <tr> <th>Upholstery</th> <th colspan="3">Shipping</th> </tr> </thead> <tbody> <tr> <td>COM Ydg</td> <td>1 ¼</td> <td>Ctn Wt</td> <td>16</td> </tr> <tr> <td>COL Sq Ft</td> <td>23</td> <td>Cu Ft</td> <td>11</td> </tr> </tbody> </table>	Upholstery	Shipping			COM Ydg	1 ¼	Ctn Wt	16	COL Sq Ft	23	Cu Ft	11			
Upholstery	Shipping														
COM Ydg	1 ¼	Ctn Wt	16												
COL Sq Ft	23	Cu Ft	11												

MILLIE

Description	① Model	Specifications				List Price Per Grade	
42¼" h Barstool 	MI858D · upholstered seat and back · stainless steel foot rest	Dimensions		D	W	H	COM \$1,280
		Overall	20 ¾	18 ¼	42 ¼		A \$1,291
		Seat	15 ½	15 ¾	29 ¾		B \$1,311
		Upholstery		Shipping			COL/C \$1,347
		COM Ydg	1 ¼	Ctn Wt	18		D \$1,392
		COL Sq Ft	23	Cu Ft	12		E \$1,431
							F \$1,499
							G \$1,572
							H \$1,635
							I \$1,746
							J \$1,879
							L1 \$1,595
							L2 \$1,684

Description	① Model	Specifications				List Price Per Grade	
37½" h Mid-Back Barstool 	MI858E · upholstered seat and back · stainless steel foot rest	Dimensions		D	W	H	COM \$1,275
		Overall	20 ¾	18 ¼	37 ½		A \$1,286
		Seat	15 ½	15 ¾	29 ¾		B \$1,306
		Upholstery		Shipping			COL/C \$1,342
		COM Ydg	1 ¼	Ctn Wt	17		D \$1,387
		COL Sq Ft	23	Cu Ft	11		E \$1,426
							F \$1,494
							G \$1,567
							H \$1,630
							I \$1,741
							J \$1,874
							L1 \$1,590
							L2 \$1,679

To Order, Specify:

- ① Model Number
- ② Wood Species - Maple (M)
- ③ Wood Frame Finish [See Wood Frame Finish Options](#)
- ④ Fabric Selection - vendor, pattern and color
 Visit www.jsifurniture.com/finishes-and-materials/textiles for our textiles program. See selection of standard and graded in manufacturers and patterns.
- ⑤ Optional Rubber Cushion Nylon Glides - no upcharge

Specifications

- Wood Species - Maple.
- Seat is upholstered with 2 ½" high density polyurethane foam.
- Seat has single needle top stitch detail for added style and durability.
- Back is upholstered with 1" polyurethane foam.
- Mortise and tenon construction with corner blocks, glue and screws.
- Standard with rubber cushion metal glides.

Moto Lounge Order Check List:



Specify:

- 1. Model Number
- 2. Fabric Selection
 - A. Chair - vendor, pattern and color
 - B. Seat Cushion - vendor, pattern and color
 - C. Privacy Screen - vendor, pattern and color
- 3. Optional Tablet Arm; specify material, finish and add \$726 list per arm
- 4. Optional Arm Cap; specify finish or 3D Black Laminate and add \$329 list per arm
- 5. Optional Casters; add \$117 list
- 6. Optional Wood Feet; specify finish; add \$75 list
- 7. Optional Power Center - Flush Mount (EC22) - Black (B) or White (W)
 - Side of Seating; add \$613 list each and specify right or left
 - Side of Privacy Surround; add \$613 list each and specify right or left
 - Back of Work Shelf; add \$732 list each
- 8. Work Shelf Wood Finish
- 9. Work Shelf Laminate Color Selection
- 10. Optional Work Shelf Acrylic Screen; add \$259 list

Example:

MTL301UAR | MOMENTUM | VOX | MYSTIC | CASTERS | TABLET ARM | MCH
 (model #) | (fabric vendor) | (pattern name) | (pattern color) | | | (tablet arm finish)

1. Model Number

2. Fabric Selection - Please supply the following:

- Fabric vendor
- Pattern name
- Pattern color

[For a complete list of JSI Graded-In Fabric click here](#)

When specifying contrasting upholstery, indicate clearly which upholstery is to be applied to the chair, seat and privacy screen. Use higher grade pricing.

- Indicate direction of fabric - Railroaded or Up the Roll
- Please provide illustration, if available

All COM orders must include the following:

- Vendor's name, pattern name and color
- Sample of the fabric attached to the order
- Model numbers of items for fabric application
- Special application instructions (e.g., all stripes will be applied front to back unless specified otherwise)
- Customer and purchase order number

Ship prepaid COM

material to:

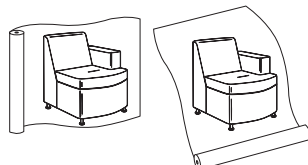
JSI

Attn: COM Dept
 201 East Martin Street
 Receiving B, Dock 71
 Orleans, IN 47452

Application of fabric:

Railroaded

Up the Roll

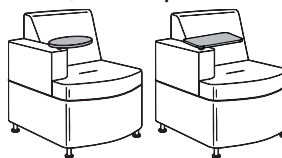


All COM orders will ship at standard lead time from receipt of COM except for orders requiring special custom matched finishes.

MT2 Moto

3. Tablet Arm -

- Rotating 10" x 14" oval surface or 10" x 16" rectangular surface
- 300 lb maximum static weight rating
- Available on Inline or Convex units with arm
- Available in veneer or laminate
- Exposed plywood edge on veneer tablet is finished with veneer color. Laminate tablet will have a clear finish on the exposed plywood edge.
- Add \$726 list per arm and specify shape, material and finish



*finishes with coordinating laminate top option

Tablet Arm Wood Finish Selection:

ESS Essentials Veneer Collection

BRK	Brickdust*	MIN	Mineral*
CSK	Cask*	MCH	Mocha*
CLY	Clay*	OBK	Outback*
FAW	Fawn*	PIL	Pilsner*
FLX	Flax	SIE	Sienna
FLN	Flint*	TRF	Truffle
LOF	Loft*	UMB	Umber*
MES	Mesa*	VAL	Valley*

ART Artisan Veneer Collection

BAR	Barrel	RAV	Raven
BUF	Buff	RYE	Rye
CND	Cinder	SAB	Sable
EGR	Egret*	SAD	Saddle

3. Tablet Arm (continued)

Tablet Arm Laminate Selection:

Woodgrain Laminates

BEL Belair	MIN Mineral
BRK Brickdust	MCH Mocha
CSK Cask	OBK Outback
CLY Clay	PIL Pilsner
EGR Egret	PIN Pinnacle Walnut
FAW Fawn	UMB Umber
FLN Flint	VAL Valley
FLO Florence Walnut	WLH Walnut Heights
LOF Loft	WEA Weathered Ash
MES Mesa	

Solid Laminates

ALB Alabaster	SHD Shadow
BLK Black	SLG Slate Grey
BBL Bridal Blanco	ZEN Zen Grey
DWH Designer White	

4. Arm Cap -

Add \$329 list per arm and specify finish.

Arm cap can not be placed on same arm as Tablet Arm

WAC Wood Arm Cap

BAR Barrel	MCH Mocha
BRK Brickdust	OBK Outback
BUF Buff	PIL Pilsner
CSK Cask	PIN Pinnacle Walnut
CND Cinder	RAV Raven
CLY Clay	RYE Rye
EGR Egret	SAB Sable
FAW Fawn	SAD Saddle
FLX Flax	SIE Sienna
FLN Flint	TRF Truffle
FLO Florence Walnut	UMB Umber
LOF Loft	VAL Valley
MES Mesa	WLH Walnut Heights
MIN Mineral	

B3LAC Black 3D Laminate

5. Casters - Add \$117 list

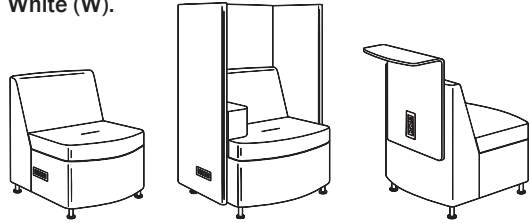
6. Wood Feet - Solid maple wood feet with leveling glide.

Add \$75 list and specify finish.

BAR Barrel	MCH Mocha
BRK Brickdust	OBK Outback
BUF Buff	PIL Pilsner
CSK Cask	PIN Pinnacle Walnut
CND Cinder	RAV Raven
CLY Clay	RYE Rye
EGR Egret	SAB Sable
FAW Fawn	SAD Saddle
FLX Flax	SIE Sienna
FLN Flint	TRF Truffle
FLO Florence Walnut	UMB Umber
LOF Loft	VAL Valley
MES Mesa	WLH Walnut Heights
MIN Mineral	



7. Power Center - Flush Mount (EC22) - Specify Black (B) or White (W).



Power Center option can be specified on the sides of seating units and privacy surrounds, or in the back of work shelves. It features two waterproof 110 outlets and one dual USB port. Power is connected to the building supply with a 10' long standard three prong cord. A hook and loop chair bottom allows access to power cords in the base of the chair.

Power Center

- Side of Seating; add \$613 list each and specify right or left
- Side of Privacy Surround; add \$613 list each and specify right or left.
- Back of Work Shelf; add \$732 list each

8. Work Shelf Wood Finish Options:

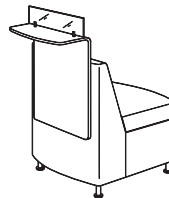
ESS Essentials Veneer Collection

BRK Brickdust	OBK Outback
CSK Cask	PIL Pilsner
CLY Clay	SIE Sienna
FLX Flax	TRF Truffle
MES Mesa	UMB Umber
MCH Mocha	

9. Work Shelf Laminate Color Options:

DWH Designer White
SHD Shadow
SLG Slate Grey

10. Work Shelf Acrylic Screen



Units with a work shelf can be specified with an acrylic screen. The frosted screen is on brushed aluminum standoffs and is 4 3/8" tall. Add \$259 list.

Discrete Clean Out

Select units with the suffix of -CO offer a discrete clean out for ease in cleaning. Clean out is incorporated in such a way as to not be noticeable from the approach, as well as provide sufficient pass through to an opening in the bottom of the chair.



Moto Conical Tables Order Check List:



Specify:

- 1. Model Number
- 2. Top Material
- 3. Conical Base Color
- 4. Optional Power Unit
 - Moire - Black (B) or White (W); see page MT64

Example:

MTVP22ROUN | **DWH** | **BAR**
 (model #) | (top laminate) | (base finish)

1. Model Number

2. Top Material Selection:

ESS Essentials Veneer Collection

BRK	Brickdust	MIN	Mineral
CSK	Cask	MCH	Mocha
CLY	Clay	OBK	Outback
FAW	Fawn	PIL	Pilsner
FLX	Flax	SIE	Sienna
FLN	Flint	TRF	Truffle
LOF	Loft	UMB	Umber
MES	Mesa	VAL	Valley

ART Artisan Veneer Collection

BAR	Barrel	RAV	Raven
BUF	Buff	RYE	Rye
CND	Cinder	SAB	Sable
EGR	Egret	SAD	Saddle

Woodgrain HPL Laminates

BEL	Belair	MIN	Mineral
BRK	Brickdust	MCH	Mocha
CSK	Cask	OBK	Outback
CLY	Clay	PIL	Pilsner
EGR	Egret	PIN	Pinnacle Walnut
FAW	Fawn	UMB	Umber
FLN	Flint	VAL	Valley
FLO	Florence Walnut	WLH	Walnut Heights
LOF	Loft	WEA	Weathered Ash
MES	Mesa		

Solid HPL Laminates

ALB	Alabaster	SHD	Shadow
BLK	Black	SLG	Slate Grey
BBL	Bridal Blanco	ZEN	Zen Grey
DWH	Designer White		

3. Conical Base Color:

Finish on Polystyrene Base

BAR	Barrel	MCH	Mocha
BRK	Brickdust	OBK	Outback
BUF	Buff	PIL	Pilsner
CSK	Cask	PIN	Pinnacle Walnut
CND	Cinder	RAV	Raven
CLY	Clay	RYE	Rye
EGR	Egret	SAB	Sable
FAW	Fawn	SAD	Saddle
FLX	Flax	SIE	Sienna
FLN	Flint	TRF	Truffle
FLO	Florence Walnut	UMB	Umber
LOF	Loft	VAL	Valley
MES	Mesa	WLH	Walnut Heights
MIN	Mineral		

Laminate Matching Finishes

BRK	Brickdust	MIN	Mineral
CSK	Cask	MCH	Mocha
CLY	Clay	OBK	Outback
EGR	Egret	PIL	Pilsner
FAW	Fawn	PIN	Pinnacle Walnut
FLN	Flint	UMB	Umber
FLO	Florence Walnut	VAL	Valley
LOF	Loft	WLH	Walnut Heights
MES	Mesa		

Paint Color

BKD	Backdrop	NWH	Nonchalant White
BFX	Black Fox	SVP	Silverplate
BWH	Bright White	SKS	Skyline Steel
CHT	Chatroom	STM	Storm
GAL	Gale Force	TRC	Tricorn Black
GRV	Greek Villa	UKH	Universal Khaki

5. Conical Work Table - Moire - EC23

Three 110 outlets and a dual USB port with 72" power cord - Black (B) or White (W); see page MT64.



MOTO

Moto Casegoods Order Check List:



Specify:

- 1. Model Number
- 2. Wood Finish
- 3. Laminate Selection
- 4. Optional Wood Feet; specify finish; add \$75 list
- 5. Optional Power Unit
 - Linking Drum Table - Node - Black (B) or White (w); see page MT64
 - Media Table - Ellora; see page MT64
- 6. Optional Markerboard Back Panel; for 24" unit add \$271 list, for 48" unit add \$527 list
- 7. Deduct TV Bracket; subtract \$186 list
- 8. Optional Door Locks; add \$150 list

Examples:

MT4878-30MACW (model #)		MCH (wood finish)		
MTF54ROUN (model #)		STU (top laminate)		BWH (base finish) Moire - EC23 Power Unit

1. Model Number

2. Wood Finish Selection:

ESS Essentials Veneer Collection

BRK Brickdust*	MIN Mineral*
CSK Cask*	MCH Mocha*
CLY Clay*	OBK Outback*
FAW Fawn*	PIL Pilsner*
FLX Flax	SIE Sienna
FLN Flint*	TRF Truffle
LOF Loft*	UMB Umber*
MES Mesa*	VAL Valley*

ART Artisan Veneer Collection

BAR Barrel	RAV Raven
BUF Buff	RYE Rye
CND Cinder	SAB Sable
EGR Egret*	SAD Saddle

*finishes with coordinating laminate top option

3. Laminate Selection:

Woodgrain Laminates

BEL Belair	MIN Mineral
BRK Brickdust	MCH Mocha
CSK Cask	OBK Outback
CLY Clay	PIL Pilsner
EGR Egret	PIN Pinnacle Walnut
FAW Fawn	UMB Umber
FLN Flint	VAL Valley
FLO Florence Walnut	WLH Walnut Heights
LOF Loft	WEA Weathered Ash
MES Mesa	

Solid Laminates

ALB Alabaster	SHD Shadow
BLK Black	SLG Slate Grey
BBL Bridal Blanco	ZEN Zen Grey
DWH Designer White	

4. Wood Feet - Solid maple wood feet with leveling glide.

Add \$75 list and specify finish.

BAR	Barrel	MCH	Mocha
BRK	Brickdust	OBK	Outback
BUF	Buff	PIL	Pilsner
CSK	Cask	PIN	Pinnacle Walnut
CND	Cinder	RAV	Raven
CLY	Clay	RYE	Rye
EGR	Egret	SAB	Sable
FAW	Fawn	SAD	Saddle
FLX	Flax	SIE	Sienna
FLN	Flint	TRF	Truffle
FLO	Florence Walnut	UMB	Umber
LOF	Loft	VAL	Valley
MES	Mesa	WLH	Walnut Heights
MIN	Mineral		

5. Power Unit - Power Units can be specified in Linking Drum Tables, Conical Work Tables, Media Tables and Media Credenzas. Specify the table to be fitted for power and order the power unit separately.

Linking Drum Table - Node - EC24

One 110 outlet and a dual USB port with 72" power cord - Black (B) or White (W); see page MT64.



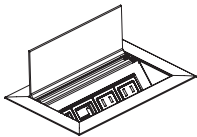
Conical Work Table - Moire - EC23

Three 110 outlets and a dual USB port with 72" power cord - Black (B) or White (W); see page MT64.



Media Table - Ellora - EC25

Two 110 power outlets, one 20-watt USB-C+A, and 1 opening for voice/data port with wire pass-through and 72" power cord anodized aluminum; see page MT64.



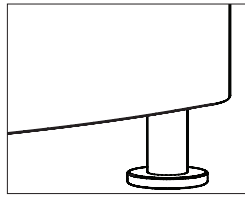
6. Markerboard Back Panel - Dry-Erase markerboard laminate can be specified on the back panels of Media Tables, Media Credenzas and Bookcase units. When specified, the inside back of the cabinet will also be markerboard; for 24" unit add \$271 list, for 48" unit add \$527 list.

7. Deduct TV Bracket; subtract \$186 list

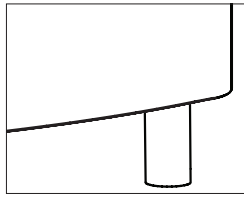
8. Optional Door Locks; add \$150 list

Foot Options

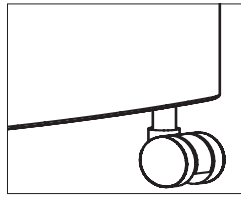
Moto offers two foot styles or casters. The metal foot is standard on seating, casegoods and linking drum tables. An optional wood foot is available at an additional upcharge on lounge, linking drum tables and casegoods. Casters are available on seating with an additional upcharge. Casters are non-locking.



Metal Foot - Standard
 Fabricated Metal
 Arctic Silver Powder Coat
 Adjustable Glide



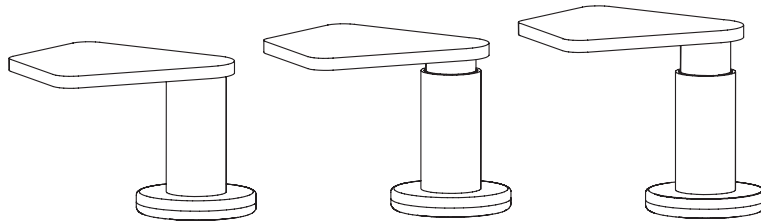
Wood Foot - Optional
 Natural Maple Solid
 Adjustable Glide



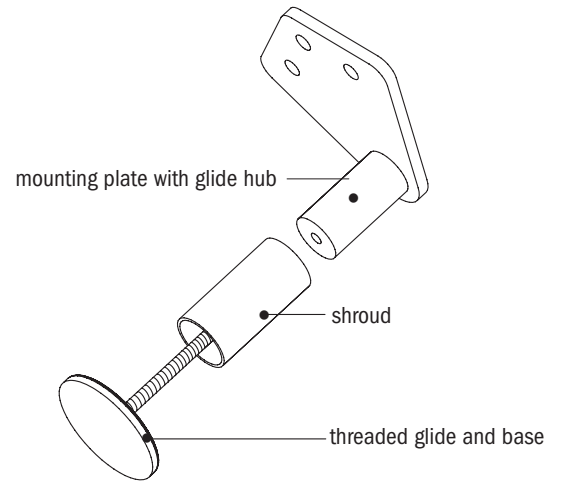
Casters - Optional
 Black Dual Wheel
 Four Caster Set
 Non-locking

Adjustable Foot - Leveling

The standard foot has integrated leveling, which is beneficial when connecting units together in long runs on uneven floors. As the glide is turned to adjust leveling an attached shroud drops to hide the threads of the bolt.



The maximum recommended adjustment is no more than 1 3/4".

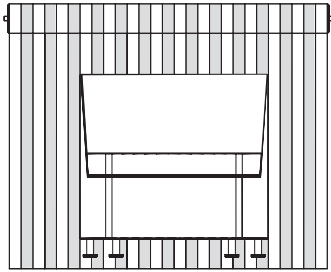


Upholstery Application

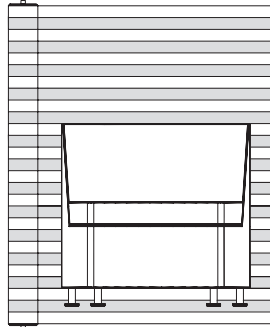
The fabric will be applied “up the roll” unless railroad is specified.

The Concave Corner unit will have a diagonal seam on all fabric applications. Shown below is an example of a directional textile on the Corner Club unit.

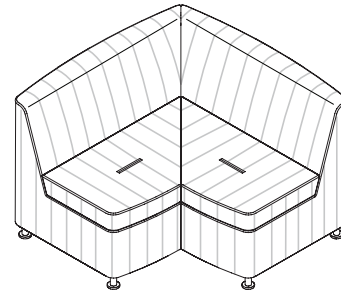
Additional seaming may be needed pending fabric width and fabric repeat match, contact Customer Service with questions. JSI will strive to match fabric patterns but cannot guarantee a match on repeats greater than 15” on the Moto product line.



up the roll



railroaded

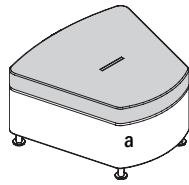


90° Concave Corner

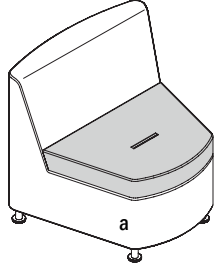
Contrasting Upholstery Specification

This form should accompany orders when specifying contrasting or complementary upholstery.

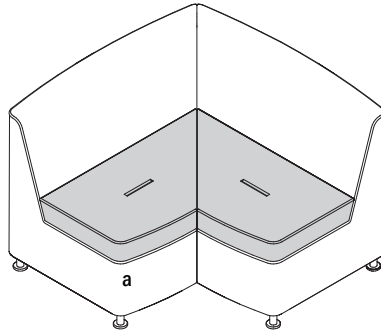
examples



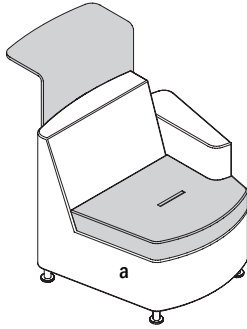
Benches - Inline - Concave- Convex



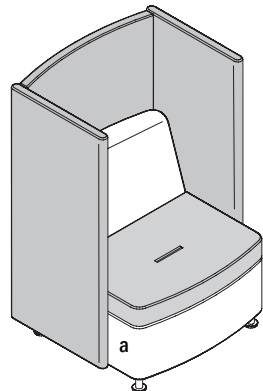
Club Chair - Inline - Concave - Convex



Corner - Concave - Convex



Club Chair with Shelf - Inline - Concave



Club Chair with Privacy - Screen - Surround

fill out for each model ordered

Code Explanation

a = upholstered chassis, back and arm(s) - fabric choice required

b = seat cushion (light gray) - fabric choice required

c = work shelf either veneer or laminate

veneer - Essentials - finish choice required

laminate - Designer White, Shadow or Slate Grey

d= Privacy Screen/Surround - fabric choice required

Item 1

Model Number: _____

chassis, back and arms (a): _____

seat (b): _____

work shelf (c): _____

screen/surround (d): _____

Item 2

Model Number: _____

chassis, back and arms (a): _____

seat (b): _____

work shelf (c): _____

screen/surround (d): _____

Item 3

Model Number: _____

chassis, back and arms (a): _____

seat (b): _____

work shelf (c): _____

screen/surround (d): _____

Item 4

Model Number: _____

chassis, back and arms (a): _____

seat (b): _____

work shelf (c): _____

screen/surround (d): _____

Item 5

Model Number: _____

chassis, back and arms (a): _____

seat (b): _____

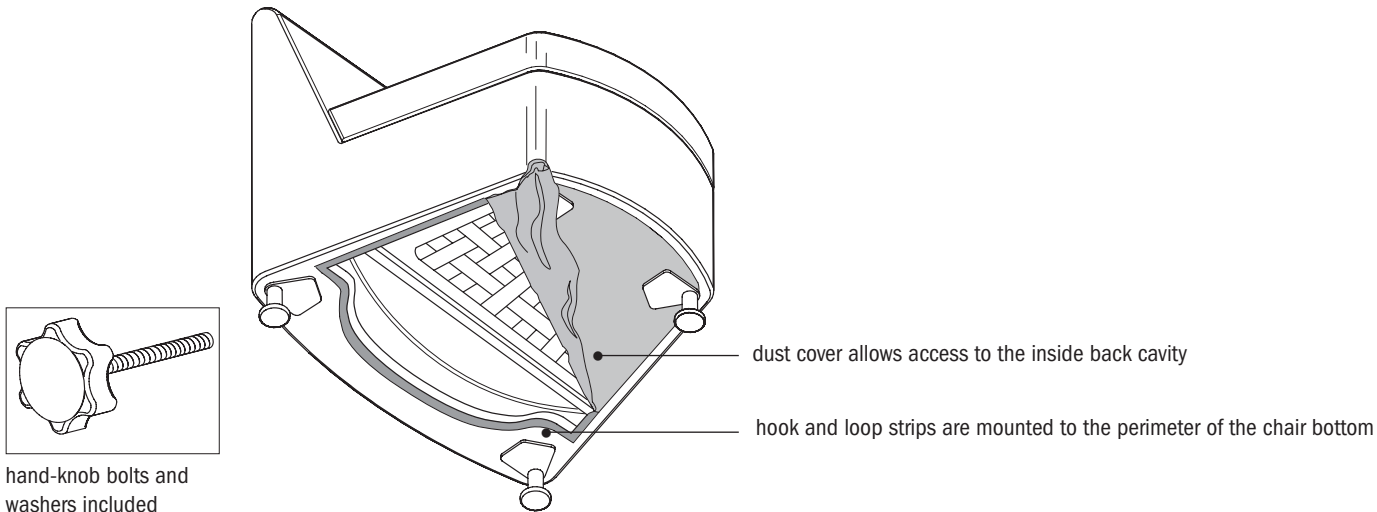
work shelf (c): _____

screen/surround (d): _____

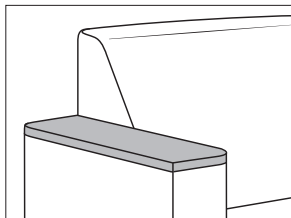
photo copy or scan

Installation of Privacy Screen and Work Shelf

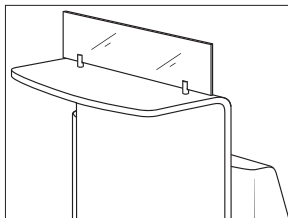
Simple field installation is required on club chairs when ordering units with privacy screens and work shelves. Instructions are included. Access to the back of the chair is through the chair bottom. Attaching knobs are included, no tools are required.



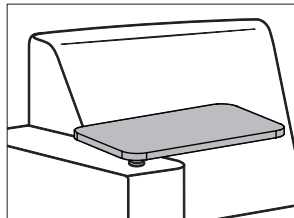
Moto Options for Lounge Seating



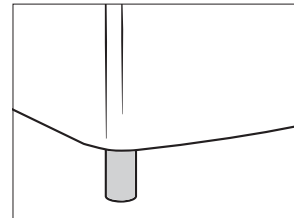
Arm Cap
solid maple
or
Black 3D Laminate (B3LAC)
add \$329 list per arm



Work Shelf Acrylic Screen
frosted acrylic screens
4 3/8" tall - from work shelf surface
brushed aluminum standoffs
add \$259 list.




Tablet Arm
rotating 10" x 16" rectangular surface or
10" x 14" oval surface
300 lb max. static weight rating
for inline or convex units with arms
specify surface finish
vener
Essentials
Artisan
(stained plywood edge)
laminat
(clear coat plywood edge)
add \$726 list per arm

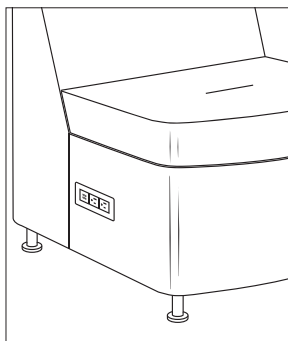


Wood Foot
solid maple
adjustable glide - up to 3/4"
add \$75 list per chair


MOTO



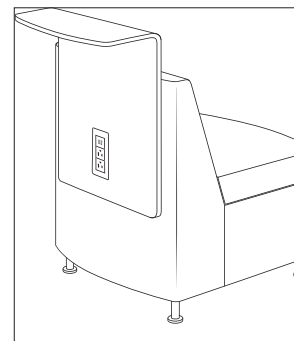
EC22 (3 installed locations)
Flush Mount Power Center
two 110 devices and
one USB 2-Port Simplex for charging



side of seating
specify right or left
add \$613 list for each EC22



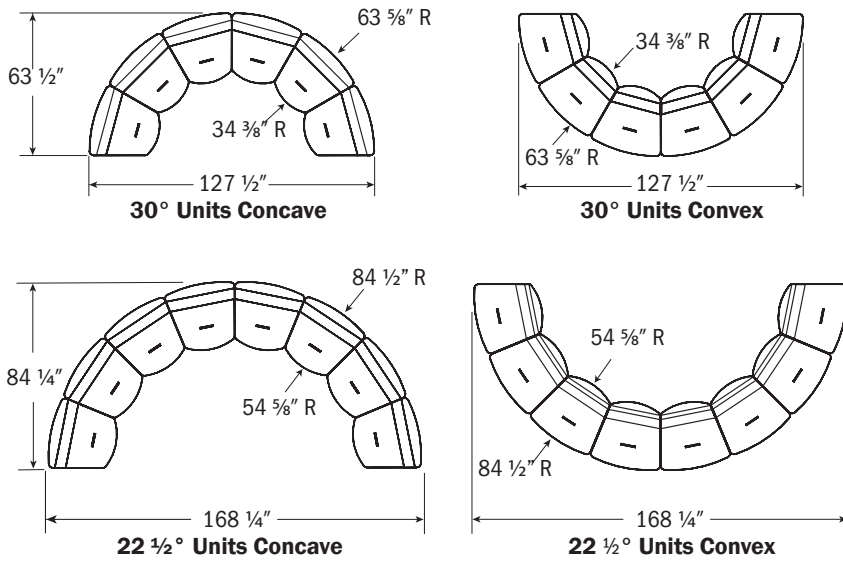
side of privacy surround
specify right or left
add \$613 list for each EC22



back of work shelf
add \$732 list

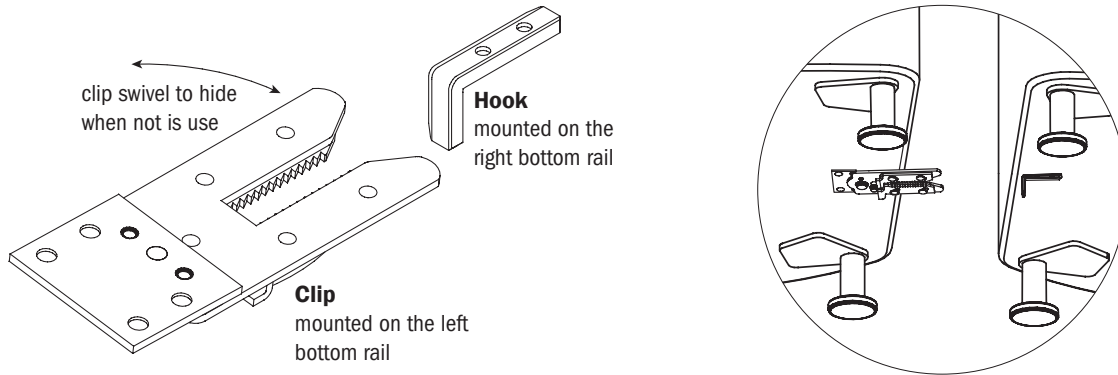
Additional Product Information

Half Round Dimensions



Modular Lounge and Linking Drum Tables

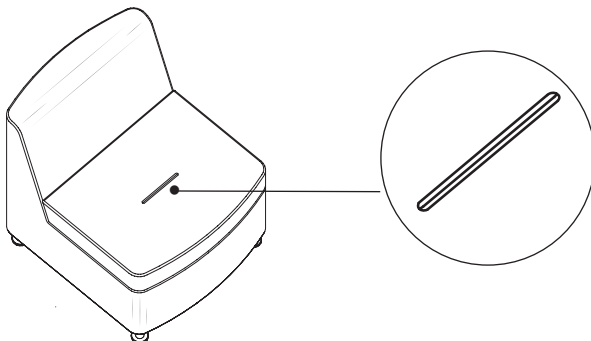
An Alligator Clip assembly is installed to connect lounge and linking drum tables. The clip is installed on the left bottom side rail and the hook is installed on the right bottom side rail. The bottom chair rails are bored to accept either the clip or hook for field re-configurations.



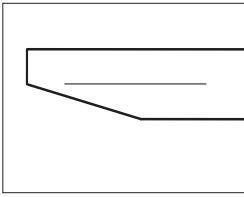
Note: Linking Table Tops are permanent bolt thru attachment and do not use the above clip.

Lounge Seating - Seam Detail

Seats have a seam detail in the center of the seat. This seam detail is standard and will help keep the tailored look of Moto. Please note that fabrics and leathers are all different (fiber content, yarn elasticity and yarn weight) which can affect the tailoring of the Moto Lounge. The aesthetic seam helps with variations in the upholstery cover. Contact Customer Service with fabric and leather information if a concern exists with a certain upholstery cover.

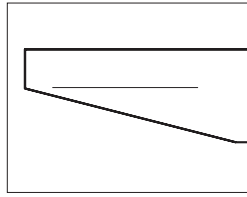


Casegood & Table Edge Details



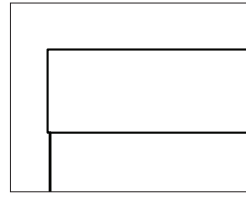
Bevel Edge

used on pull-up tables



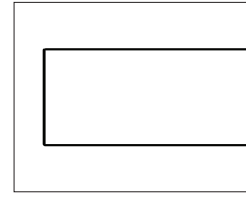
Bevel Edge

used on work tables



Straight Edge

used on linking tables



Straight Edge

used on media table surfaces



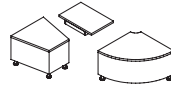
3/4" thick top
essentials veneer
artisan veneer
laminates - HPL
(bevel underside MDF)

polystyrene base
finishes see page [MT4](#)




1 3/16" thick top
essentials veneer
artisan veneer
laminates - HPL
(bevel underside MDF)

polystyrene base
finishes see page [MT4](#)

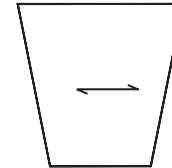
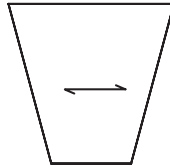
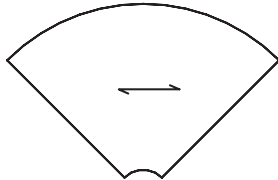
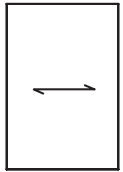


1" thick
available in
essentials veneer
artisan veneer



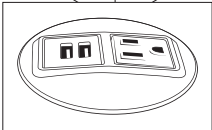
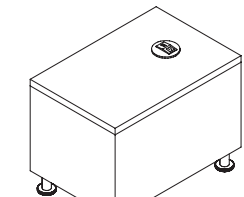
1 3/16" thick
available in
essentials veneer
artisan veneer
laminates - HPL
(bevel underside MDF)

Linking Tables - Grain Direction

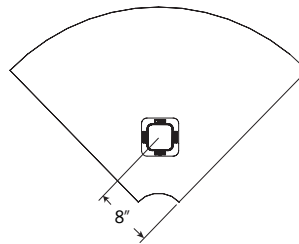
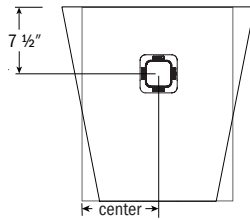


Linking Drum Tables - Power Location

The EC24 or EC23 are available on linking drum tables. Wire management moves through the bottom cavity. The location shown below is for all table shapes.

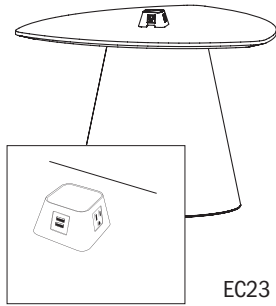


EC24

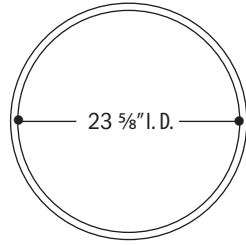


Work Tables - Power and Wire Management

The optional EC23 or EC24 is recommended for the work tables. When electrical units are used on the work tables with a conical base, the base allows wires to run through to a floor outlet. The unrestricted opening at the bottom of the base allows the base to be placed over the floor electrical monument.



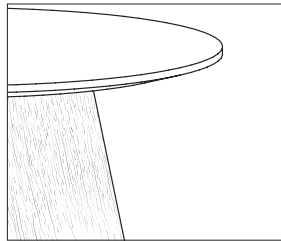
EC23



Both the EC23 and EC24 are centered on the top over the base.

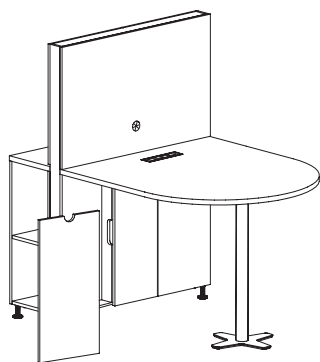
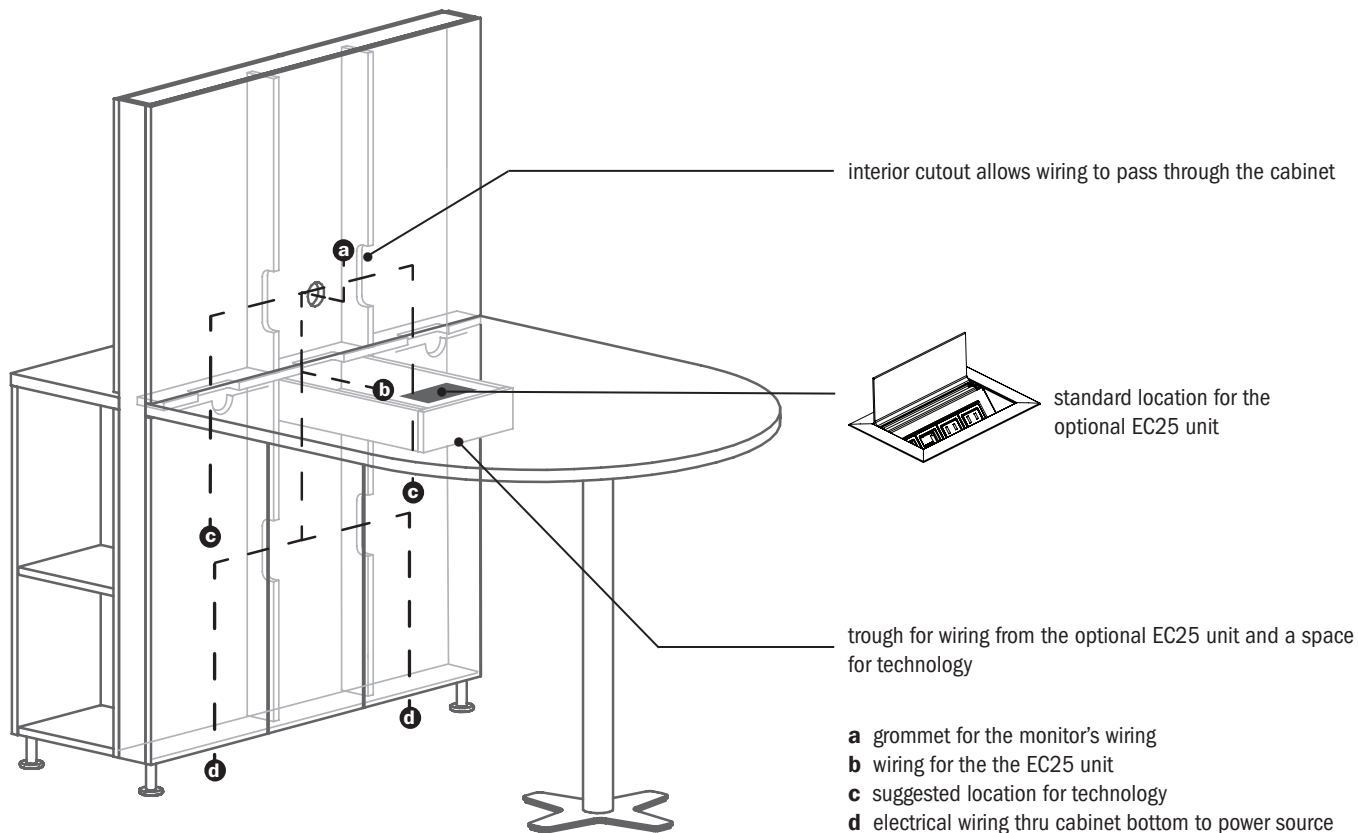
Conical Table Base - Material and Grain Direction

The conical base on the pull-up and work tables is polystyrene material with a wood grain texture. This base is available in wood finishes, paint colors and laminate matching finishes. Adjustable leveling glides are included.

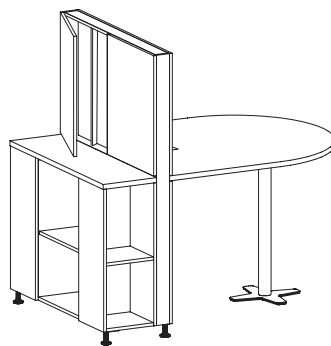


Media Tables and Media Credenzas - Wire Management and Power/Data

Easy access to wiring is provided in the Moto Media products. Well placed grommets, doors, and allowance inside the cabinets makes it easy to outfit these units quickly. The recommended EC25 brings power and data access to the top.



removable panels

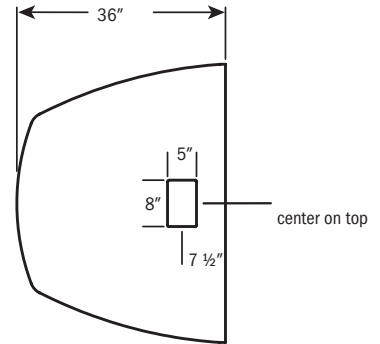
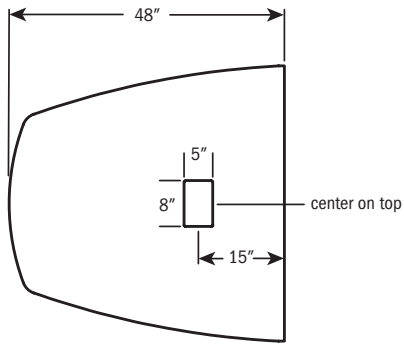
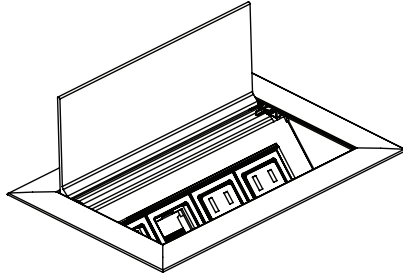


hinged doors

Media Tables - Power Location

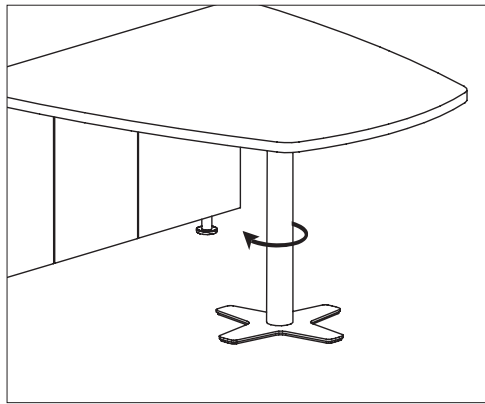
The EC25 is available on media tables. The location shown below is for all table wedge shape tops, location for EC25 on bullet shapes are similar.

EC25 Power Unit Location Examples



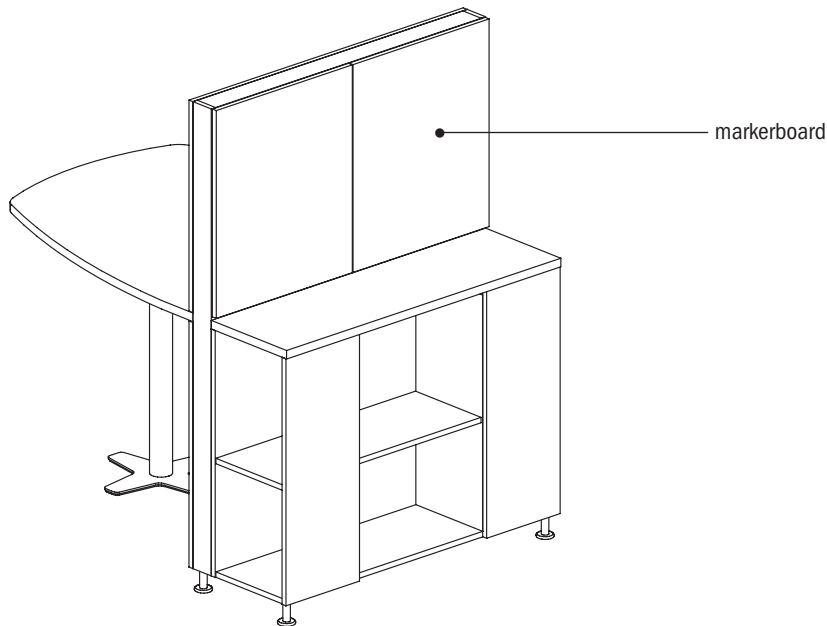
Media Tables - Leveling the Post Column

Leveling is made easy by turning the column.


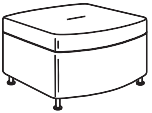
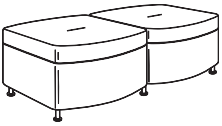
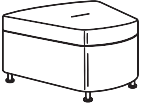


Markerboard Back Panel Options

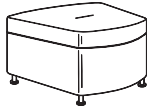
Markerboard back panels can be specified for the back panels on Media Tables, Media Credenzas and Bookcases.

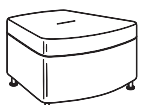


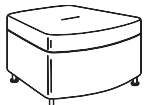
MOTO

Description	Model	Specifications	List Price Per Grade
Narrow Inline Bench 	MTL260	Dimensions	D W H
		Overall	30 26 17 ¾
		Seat	30 26 17 ¾
		Upholstery	Shipping
		COM Ydg	2 ¼ Ctn Wt 43
		COL Sq Ft	45 Cu Ft 11
			Chair Wt 38
			COM \$1,515
			A \$1,534
			B \$1,571
			COL/C \$1,635
			D \$1,717
			E \$1,787
			F \$1,910
			G \$2,041
			H \$2,153
			I \$2,354
			J \$2,592
			L1 \$2,137
			L2 \$2,312
Inline Bench 	MTL300	Dimensions	D W H
		Overall	30 30 17 ¾
		Seat	30 30 17 ¾
		Upholstery	Shipping
		COM Ydg	2 ¼ Ctn Wt 46
		COL Sq Ft	45 Cu Ft 12
			Chair Wt 40
			COM \$1,536
			A \$1,555
			B \$1,592
			COL/C \$1,656
			D \$1,738
			E \$1,808
			F \$1,931
			G \$2,062
			H \$2,174
			I \$2,375
			J \$2,613
			L1 \$2,158
			L2 \$2,333
Two Seat Bench 	MTL600 · casters not available	Dimensions	D W H
		Overall	30 60 17 ¾
		Seat	30 60 17 ¾
		Upholstery	Shipping
		COM Ydg	4 ½ Ctn Wt 90
		COL Sq Ft	90 Cu Ft 23
			Chair Wt 80
			COM \$2,719
			A \$2,756
			B \$2,830
			COL/C \$2,958
			D \$3,122
			E \$3,262
			F \$3,508
			G \$3,770
			H \$3,995
			I \$4,397
			J \$4,873
			L1 \$3,963
			L2 \$4,313
30° Concave Bench 	MTI300	Dimensions	D W H
		Overall	30 32 17 ¾
		Seat	30 17 ¾
		Upholstery	Shipping
		COM Ydg	2 ¼ Ctn Wt 42
		COL Sq Ft	45 Cu Ft 13
			Chair Wt 37
			COM \$1,550
			A \$1,569
			B \$1,606
			COL/C \$1,670
			D \$1,752
			E \$1,822
			F \$1,945
			G \$2,076
			H \$2,188
			I \$2,389
			J \$2,627
			L1 \$2,172
			L2 \$2,347

MOTO

Description	① Model	Specifications				List Price Per Grade	
22 ½° Concave Bench 	MTI220	Dimensions		D	W	H	COM \$1,552
		Overall	30	32	17 ¾	A \$1,571	
		Seat	30		17 ¾	B \$1,608	
		Upholstery		Shipping		COL/C \$1,672	
		COM Ydg	2 ¼	Ctn Wt	43	D \$1,754	
		COL Sq Ft	45	Cu Ft	13	E \$1,824	
				Chair Wt	38	F \$1,947	
						G \$2,078	
						H \$2,190	
						I \$2,391	
				J \$2,629			
				L1 \$2,174			
				L2 \$2,349			

Description	① Model	Specifications				List Price Per Grade	
30° Convex Bench 	MTO300	Dimensions		D	W	H	COM \$1,550
		Overall	30	32	17 ¾	A \$1,569	
		Seat	30		17 ¾	B \$1,606	
		Upholstery		Shipping		COL/C \$1,670	
		COM Ydg	2 ¼	Ctn Wt	42	D \$1,752	
		COL Sq Ft	45	Cu Ft	13	E \$1,822	
				Chair Wt	37	F \$1,945	
						G \$2,076	
						H \$2,188	
						I \$2,389	
				J \$2,627			
				L1 \$2,172			
				L2 \$2,347			


Description	① Model	Specifications				List Price Per Grade	
22 ½° Convex Bench 	MTO220	Dimensions		D	W	H	COM \$1,552
		Overall	30	32	17 ¾	A \$1,571	
		Seat	30		17 ¾	B \$1,608	
		Upholstery		Shipping		COL/C \$1,672	
		COM Ydg	2 ¼	Ctn Wt	43	D \$1,754	
		COL Sq Ft	45	Cu Ft	13	E \$1,824	
				Chair Wt	38	F \$1,947	
						G \$2,078	
						H \$2,190	
						I \$2,391	
				J \$2,629			
				L1 \$2,174			
				L2 \$2,349			


To Order, Specify:


- ① Model Number
- ② Fabric Selection - vendor, pattern and color
 - A. Chair
 - B. Seat Cushion
 Visit www.jsifurniture.com/finishes-and-materials/textiles for our textiles program. See selection of standard and graded in manufacturers and patterns.
- ③ Optional Casters; add \$117 list
- ④ Optional Wood Feet; add \$75 list [See Wood Feet Finish Options](#)
- ⑤ Optional Power Center - Flush Mount (EC22) - Black (B) or White (W); add \$613 list each and specify left or right


Specifications

- Metal leg standard with 2 ¾" diameter leveling disc.
- Frame is puzzle jointed plywood construction.
- Seat has synthetic sheet webbing with cross strap reinforcement and 3 ¼" multi-density high resilience polyurethane foam.
- Linking bracket included.

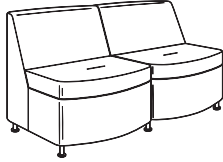
Description	Model	Specifications			List Price Per Grade	
Narrow Inline Club Chair 	MTL261	Dimensions	D	W	H	COM \$1,867
		Overall	30	26	31 ½	A \$1,892
		Seat	20 ½	26	17 ¾	B \$1,941
		Upholstery	Shipping			COL/C \$2,026
		COM Ydg	3	Ctn Wt	55	D \$2,136
		COL Sq Ft	60	Cu Ft	18	E \$2,229
				Chair Wt	48	F \$2,393
						G \$2,568
						H \$2,718
						I \$2,986
				J \$3,303		
				L1 \$2,696		
				L2 \$2,930		



Description	Model	Specifications			List Price Per Grade	
Narrow Inline Club Chair with Clean Out 	MTL261-CO · discrete clean out	Dimensions	D	W	H	COM \$1,974
		Overall	30	26	31 ½	A \$2,001
		Seat	20 ½	26	17 ¾	B \$2,054
		Upholstery	Shipping			COL/C \$2,146
		COM Ydg	3 ¼	Ctn Wt	55	D \$2,265
		COL Sq Ft	65	Cu Ft	18	E \$2,367
				Chair Wt	48	F \$2,544
						G \$2,733
						H \$2,896
						I \$3,186
				J \$3,530		
				L1 \$2,872		
				L2 \$3,125		



Description	Model	Specifications			List Price Per Grade	
Inline Club Chair 	MTL301	Dimensions	D	W	H	COM \$1,886
		Overall	30	30	31 ½	A \$1,911
		Seat	20 ½	30	17 ¾	B \$1,960
		Upholstery	Shipping			COL/C \$2,045
		COM Ydg	3	Ctn Wt	60	D \$2,155
		COL Sq Ft	60	Cu Ft	20	E \$2,248
				Chair Wt	52	F \$2,412
						G \$2,587
						H \$2,737
						I \$3,005
				J \$3,322		
				L1 \$2,715		
				L2 \$2,949		

Description	Model	Specifications			List Price Per Grade	
Inline Club Chair with Clean Out 	MTL301-CO · discrete clean out	Dimensions	D	W	H	COM \$2,004
		Overall	30	30	31 ½	A \$2,031
		Seat	20 ½	30	17 ¾	B \$2,084
		Upholstery	Shipping			COL/C \$2,176
		COM Ydg	3 ¼	Ctn Wt	60	D \$2,295
		COL Sq Ft	65	Cu Ft	20	E \$2,397
				Chair Wt	52	F \$2,574
						G \$2,763
						H \$2,926
						I \$3,216
				J \$3,560		
				L1 \$2,902		
				L2 \$3,155		

MOTO

Description	Model	Specifications			List Price Per Grade	
Two Seat Club Chair 	MTL601 • casters not available	Dimensions	D	W	H	COM \$3,612
		Overall	30	60	31 ½	A \$3,664
		Seat	20 ½	60	17 ¾	B \$3,765
		Upholstery	Shipping		COL/C \$3,943	
		COM Ydg	6	Ctn Wt	118	D \$4,172
		COL Sq Ft	120	Cu Ft	39	E \$4,367
				Chair Wt	104	F \$4,707
						G \$5,072
						H \$5,384
						I \$5,942
						J \$6,603
						L1 \$5,261
						L2 \$5,728

Description	Model	Specifications			List Price Per Grade	
Narrow Inline Club Chair with Arm   right left	MTL261UAR MTL261UAL	Dimensions	D	W	H	COM \$2,043
		Overall	30	26	31 ½	A \$2,070
		Seat	20 ½	20	17 ¾	B \$2,123
		Upholstery	Shipping		COL/C \$2,215	
		COM Ydg	3 ¼	Ctn Wt	67	D \$2,334
		COL Sq Ft	65	Cu Ft	18	E \$2,436
				Chair Wt	60	F \$2,613
						G \$2,802
						H \$2,965
						I \$3,255
						J \$3,599
						L1 \$2,941
						L2 \$3,194



Description	Model	Specifications			List Price Per Grade	
Narrow Inline Club Chair with Arm and Clean Out   right left	MTL261UAR-CO MTL261UAL-CO • discrete clean out	Dimensions	D	W	H	COM \$2,151
		Overall	30	26	31 ½	A \$2,180
		Seat	20 ½	20	17 ¾	B \$2,237
		Upholstery	Shipping		COL/C \$2,337	
		COM Ydg	3 ½	Ctn Wt	67	D \$2,465
		COL Sq Ft	70	Cu Ft	18	E \$2,574
				Chair Wt	60	F \$2,764
						G \$2,969
						H \$3,143
						I \$3,456
						J \$3,826
						L1 \$3,118
						L2 \$3,391



To Order, Specify:


- 1 Model Number
- 2 Fabric Selection - vendor, pattern and color
 - A. Chair
 - B. Seat Cushion
 Visit www.jsifurniture.com/finishes-and-materials/textiles for our textiles program. See selection of standard and graded in manufacturers and patterns.
- 3 Optional Casters; add \$117 list
- 4 Optional Wood Feet; add \$75 list [See Wood Feet Finish Options](#)
- 5 Optional Tablet Arm, Oval or Rectangular; specify shape, material, finish and add \$726 list
- 6 Optional Arm Cap; specify finish or 3D Laminate and add \$329 list per arm
- 7 Optional Power Center - Flush Mount (EC22) - Black (B) or White (W); add \$613 list each and specify left or right


Specifications

- Metal leg standard with 2 ¾" diameter leveling disc.
- Frame is puzzle jointed plywood construction.
- Seat has synthetic sheet webbing with cross strap reinforcement and 3 ¼" multi-density high resilience polyurethane foam.
- Back has 1 ¾" multi-density high resilience polyurethane foam.
- Upholstered arms are standard.
- Arm tops have 1" high resilience polyurethane foam.
- Optional arm cap is available in Essentials Veneer or Solid Laminates.
- Optional tablet arm is available in Essentials, Artisan veneer, or HPL with exposed plywood edges.
- Linking bracket included.


Description	Model	Specifications	List Price Per Grade																												
Inline Club Chair with Arm  right  left	MTL301UAR MTL301UAL	<table border="1"> <thead> <tr> <th>Dimensions</th> <th>D</th> <th>W</th> <th>H</th> </tr> </thead> <tbody> <tr> <td>Overall</td> <td>30</td> <td>30</td> <td>31 ½</td> </tr> <tr> <td>Seat</td> <td>20 ½</td> <td>23</td> <td>17 ¾</td> </tr> <tr> <th colspan="2">Upholstery</th> <th colspan="2">Shipping</th> </tr> <tr> <td>COM Ydg</td> <td>3 ¾</td> <td>Ctn Wt</td> <td>75</td> </tr> <tr> <td>COL Sq Ft</td> <td>75</td> <td>Cu Ft</td> <td>20</td> </tr> <tr> <td></td> <td></td> <td>Chair Wt</td> <td>67</td> </tr> </tbody> </table>	Dimensions	D	W	H	Overall	30	30	31 ½	Seat	20 ½	23	17 ¾	Upholstery		Shipping		COM Ydg	3 ¾	Ctn Wt	75	COL Sq Ft	75	Cu Ft	20			Chair Wt	67	COM \$2,105 A \$2,136 B \$2,197 COL/C \$2,304 D \$2,441 E \$2,558 F \$2,762 G \$2,981 H \$3,168 I \$3,503 J \$3,900 L1 \$3,142 L2 \$3,433
		Dimensions	D	W	H																										
Overall	30	30	31 ½																												
Seat	20 ½	23	17 ¾																												
Upholstery		Shipping																													
COM Ydg	3 ¾	Ctn Wt	75																												
COL Sq Ft	75	Cu Ft	20																												
		Chair Wt	67																												

Inline Club Chair with Arm with Clean Out  right  left	MTL301UAR-CO MTL301UAL-CO · discrete clean out	<table border="1"> <thead> <tr> <th>Dimensions</th> <th>D</th> <th>W</th> <th>H</th> </tr> </thead> <tbody> <tr> <td>Overall</td> <td>30</td> <td>30</td> <td>31 ½</td> </tr> <tr> <td>Seat</td> <td>20 ½</td> <td>23</td> <td>17 ¾</td> </tr> <tr> <th colspan="2">Upholstery</th> <th colspan="2">Shipping</th> </tr> <tr> <td>COM Ydg</td> <td>4</td> <td>Ctn Wt</td> <td>75</td> </tr> <tr> <td>COL Sq Ft</td> <td>80</td> <td>Cu Ft</td> <td>20</td> </tr> <tr> <td></td> <td></td> <td>Chair Wt</td> <td>67</td> </tr> </tbody> </table>	Dimensions	D	W	H	Overall	30	30	31 ½	Seat	20 ½	23	17 ¾	Upholstery		Shipping		COM Ydg	4	Ctn Wt	75	COL Sq Ft	80	Cu Ft	20			Chair Wt	67	COM \$2,222 A \$2,255 B \$2,320 COL/C \$2,434 D \$2,581 E \$2,705 F \$2,923 G \$3,156 H \$3,356 I \$3,713 J \$4,137 L1 \$3,328 L2 \$3,639
		Dimensions	D	W	H																										
Overall	30	30	31 ½																												
Seat	20 ½	23	17 ¾																												
Upholstery		Shipping																													
COM Ydg	4	Ctn Wt	75																												
COL Sq Ft	80	Cu Ft	20																												
		Chair Wt	67																												

Inline Club Chair with Both Arm 	MTL301UA2	<table border="1"> <thead> <tr> <th>Dimensions</th> <th>D</th> <th>W</th> <th>H</th> </tr> </thead> <tbody> <tr> <td>Overall</td> <td>30</td> <td>32</td> <td>31 ½</td> </tr> <tr> <td>Seat</td> <td>20 ½</td> <td>21</td> <td>17 ¾</td> </tr> <tr> <th colspan="2">Upholstery</th> <th colspan="2">Shipping</th> </tr> <tr> <td>COM Ydg</td> <td>4 ½</td> <td>Ctn Wt</td> <td>87</td> </tr> <tr> <td>COL Sq Ft</td> <td>90</td> <td>Cu Ft</td> <td>21</td> </tr> <tr> <td></td> <td></td> <td>Chair Wt</td> <td>79</td> </tr> </tbody> </table>	Dimensions	D	W	H	Overall	30	32	31 ½	Seat	20 ½	21	17 ¾	Upholstery		Shipping		COM Ydg	4 ½	Ctn Wt	87	COL Sq Ft	90	Cu Ft	21			Chair Wt	79	COM \$2,446 A \$2,485 B \$2,563 COL/C \$2,698 D \$2,872 E \$3,020 F \$3,278 G \$3,556 H \$3,793 I \$4,217 J \$4,719 L1 \$3,759 L2 \$4,128
		Dimensions	D	W	H																										
Overall	30	32	31 ½																												
Seat	20 ½	21	17 ¾																												
Upholstery		Shipping																													
COM Ydg	4 ½	Ctn Wt	87																												
COL Sq Ft	90	Cu Ft	21																												
		Chair Wt	79																												

Inline Club Chair with Both Arm and Clean Out 	MTL301UA2-CO · discrete clean out	<table border="1"> <thead> <tr> <th>Dimensions</th> <th>D</th> <th>W</th> <th>H</th> </tr> </thead> <tbody> <tr> <td>Overall</td> <td>30</td> <td>32</td> <td>31 ½</td> </tr> <tr> <td>Seat</td> <td>20 ½</td> <td>21</td> <td>17 ¾</td> </tr> <tr> <th colspan="2">Upholstery</th> <th colspan="2">Shipping</th> </tr> <tr> <td>COM Ydg</td> <td>4 ¾</td> <td>Ctn Wt</td> <td>87</td> </tr> <tr> <td>COL Sq Ft</td> <td>95</td> <td>Cu Ft</td> <td>21</td> </tr> <tr> <td></td> <td></td> <td>Chair Wt</td> <td>79</td> </tr> </tbody> </table>	Dimensions	D	W	H	Overall	30	32	31 ½	Seat	20 ½	21	17 ¾	Upholstery		Shipping		COM Ydg	4 ¾	Ctn Wt	87	COL Sq Ft	95	Cu Ft	21			Chair Wt	79	COM \$2,562 A \$2,603 B \$2,685 COL/C \$2,827 D \$3,010 E \$3,166 F \$3,438 G \$3,730 H \$3,980 I \$4,426 J \$4,955 L1 \$3,944 L2 \$4,333
		Dimensions	D	W	H																										
Overall	30	32	31 ½																												
Seat	20 ½	21	17 ¾																												
Upholstery		Shipping																													
COM Ydg	4 ¾	Ctn Wt	87																												
COL Sq Ft	95	Cu Ft	21																												
		Chair Wt	79																												

MOTO


Description	Model	Specifications			List Price Per Grade		
		Dimensions	D	W	H	COM	
Two Seat Club Chair with Arms 	MTL601UA • casters not available	Overall	30	60	31 ½	COM	\$3,890
		Seat	20 ½	46	17 ¾	A	\$3,952
		Upholstery		Shipping		B	\$4,074
		COM Ydg	6 ½	Ctn Wt	148	COL/C	\$4,287
		COL Sq Ft	130	Cu Ft	39	D	\$4,562
				Chair Wt	134	E	\$4,795
						F	\$5,204
						G	\$5,642
						H	\$6,016
						I	\$6,686
						J	\$7,479
						L1	\$5,651
						L2	\$6,157


To Order, Specify:

- 1 Model Number
- 2 Fabric Selection - vendor, pattern and color
 - A. Chair
 - B. Seat Cushion
 Visit www.jsifurniture.com/finishes-and-materials/textiles for our textiles program. See selection of standard and graded in manufacturers and patterns.
- 3 Optional Casters; add \$117 list
- 4 Optional Wood Feet; add \$75 list [See Wood Feet Finish Options](#)
- 5 Optional Tablet Arm, Oval or Rectangular; specify shape, material, finish and add \$726 list
- 6 Optional Arm Cap; specify finish or 3D Laminate and add \$329 list per arm
- 7 Optional Power Center - Flush Mount (EC22) - Black (B) or White (W); add \$613 list each and specify left or right

Specifications

- Metal leg standard with 2 ¾" diameter leveling disc.
- Frame is puzzle jointed plywood construction.
- Seat has synthetic sheet webbing with cross strap reinforcement and 3 ¼" multi-density high resilience polyurethane foam.
- Back has 1 ¾" multi-density high resilience polyurethane foam.
- Upholstered arms are standard.
- Arm tops have 1" high resilience polyurethane foam.
- Optional arm cap is available in Essentials Veneer or Solid Laminates.
- Optional tablet arm is available in Essentials, Artisan veneer, or HPL with exposed plywood edges.
- Linking bracket included.

Description	Model	Specifications				List Price Per Grade	
30° Concave Club Chair 	MTI301	Dimensions		D	W	H	COM \$1,897
		Overall	30	32	31 1/2	A \$1,922	
		Seat	20 1/2		17 3/4	B \$1,971	
		Upholstery		Shipping		COL/C \$2,056	
		COM Ydg	3	Ctn Wt	57	D \$2,166	
		COL Sq Ft	60	Cu Ft	22	E \$2,259	
				Chair Wt	48	F \$2,423	
						G \$2,598	
						H \$2,748	
						I \$3,016	
				J \$3,333			
				L1 \$2,726			
				L2 \$2,960			

Description	Model	Specifications				List Price Per Grade	
22 1/2° Concave Club Chair 	MTI221	Dimensions		D	W	H	COM \$1,900
		Overall	30	32	31 1/2	A \$1,925	
		Seat	20 1/2		17 3/4	B \$1,974	
		Upholstery		Shipping		COL/C \$2,059	
		COM Ydg	3	Ctn Wt	59	D \$2,169	
		COL Sq Ft	60	Cu Ft	22	E \$2,262	
				Chair Wt	50	F \$2,426	
						G \$2,601	
						H \$2,751	
						I \$3,019	
				J \$3,336			
				L1 \$2,729			
				L2 \$2,963			

Description	Model	Specifications				List Price Per Grade	
		Dimensions	D	W	H	COM	
30° Concave Club Chair with Arm	MTI301UAR						
	MTI301UAL						
	· tablet arm not available						
		Overall	30	32	31 1/2	A	\$2,122
		Seat	20 1/2		17 3/4	B	\$2,183
						COL/C	\$2,290
						D	\$2,427
						E	\$2,544
						F	\$2,748
						G	\$2,967
						H	\$3,154
						I	\$3,489
						J	\$3,886
						L1	\$3,128
						L2	\$3,419


Description	Model	Specifications				List Price Per Grade	
		Dimensions	D	W	H	COM	
22 1/2° Concave Club Chair with Arm	MTI221UAR						
	MTI221UAL						
	· tablet arm not available						
		Overall	30	32	31 1/2	A	\$2,129
		Seat	20 1/2		17 3/4	B	\$2,190
						COL/C	\$2,297
						D	\$2,434
						E	\$2,551
						F	\$2,755
						G	\$2,974
						H	\$3,161
						I	\$3,496
						J	\$3,893
						L1	\$3,135
						L2	\$3,426


To Order, Specify:



- 1 Model Number
- 2 Fabric Selection - vendor, pattern and color
 - A. Chair
 - B. Seat Cushion
 Visit www.jsifurniture.com/finishes-and-materials/textiles for our textiles program. See selection of standard and graded in manufacturers and patterns.
- 3 Optional Casters; add \$117 list
- 4 Optional Wood Feet; add \$75 list [See Wood Feet Finish Options](#)
- 5 Optional Arm Cap; specify finish or 3D Laminate and add \$329 list per arm [See Arm Cap Finish Options](#)
- 6 Optional Power Center - Flush Mount (EC22) - Black (B) or White (W); add \$613 list each and specify left or right



Specifications

- Metal leg standard with 2 3/8" diameter leveling disc.
- Frame is puzzle jointed plywood construction.
- Seat has synthetic sheet webbing with cross strap reinforcement and 3 1/4" multi-density high resilience polyurethane foam.
- Back has 1 3/4" multi-density high resilience polyurethane foam.
- Upholstered arms are standard.
- Arm tops have 1" high resilience polyurethane foam.
- Optional arm cap is available in Essentials Veneer or Solid Laminate
- Optional tablet arm is available in Essentials, Artisan veneer, or HPL with exposed plywood edges.
- Linking bracket included.

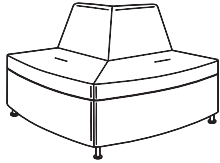
Description	Model	Specifications	List Price Per Grade																												
30° Convex Club Chair 	MT0301	<table border="1"> <thead> <tr> <th>Dimensions</th> <th>D</th> <th>W</th> <th>H</th> </tr> </thead> <tbody> <tr> <td>Overall</td> <td>30</td> <td>32</td> <td>31 ½</td> </tr> <tr> <td>Seat</td> <td>20 ½</td> <td></td> <td>17 ¾</td> </tr> <tr> <th colspan="2">Upholstery</th> <th colspan="2">Shipping</th> </tr> <tr> <td>COM Ydg</td> <td>3</td> <td>Ctn Wt</td> <td>56</td> </tr> <tr> <td>COL Sq Ft</td> <td>60</td> <td>Cu Ft</td> <td>22</td> </tr> <tr> <td></td> <td></td> <td>Chair Wt</td> <td>47</td> </tr> </tbody> </table>	Dimensions	D	W	H	Overall	30	32	31 ½	Seat	20 ½		17 ¾	Upholstery		Shipping		COM Ydg	3	Ctn Wt	56	COL Sq Ft	60	Cu Ft	22			Chair Wt	47	COM \$1,880 A \$1,905 B \$1,954 COL/C \$2,039 D \$2,149 E \$2,242 F \$2,406 G \$2,581 H \$2,731 I \$2,999 J \$3,316 L1 \$2,709 L2 \$2,943
		Dimensions	D	W	H																										
		Overall	30	32	31 ½																										
		Seat	20 ½		17 ¾																										
		Upholstery		Shipping																											
		COM Ydg	3	Ctn Wt	56																										
		COL Sq Ft	60	Cu Ft	22																										
				Chair Wt	47																										

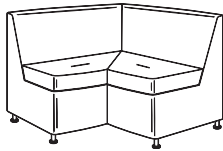
22 ½° Convex Club Chair 	MT0221	<table border="1"> <thead> <tr> <th>Dimensions</th> <th>D</th> <th>W</th> <th>H</th> </tr> </thead> <tbody> <tr> <td>Overall</td> <td>30</td> <td>32</td> <td>31 ½</td> </tr> <tr> <td>Seat</td> <td>20 ½</td> <td></td> <td>17 ¾</td> </tr> <tr> <th colspan="2">Upholstery</th> <th colspan="2">Shipping</th> </tr> <tr> <td>COM Ydg</td> <td>3</td> <td>Ctn Wt</td> <td>57</td> </tr> <tr> <td>COL Sq Ft</td> <td>60</td> <td>Cu Ft</td> <td>22</td> </tr> <tr> <td></td> <td></td> <td>Chair Wt</td> <td>48</td> </tr> </tbody> </table>	Dimensions	D	W	H	Overall	30	32	31 ½	Seat	20 ½		17 ¾	Upholstery		Shipping		COM Ydg	3	Ctn Wt	57	COL Sq Ft	60	Cu Ft	22			Chair Wt	48	COM \$1,887 A \$1,912 B \$1,961 COL/C \$2,046 D \$2,156 E \$2,249 F \$2,413 G \$2,588 H \$2,738 I \$3,006 J \$3,323 L1 \$2,716 L2 \$2,950
		Dimensions	D	W	H																										
		Overall	30	32	31 ½																										
		Seat	20 ½		17 ¾																										
		Upholstery		Shipping																											
		COM Ydg	3	Ctn Wt	57																										
		COL Sq Ft	60	Cu Ft	22																										
				Chair Wt	48																										

30° Convex Club Chair with Arm   <p>right left</p>	MT0301UAR MT0301UAL	<table border="1"> <thead> <tr> <th>Dimensions</th> <th>D</th> <th>W</th> <th>H</th> </tr> </thead> <tbody> <tr> <td>Overall</td> <td>30</td> <td>32</td> <td>31 ½</td> </tr> <tr> <td>Seat</td> <td>20 ½</td> <td></td> <td>17 ¾</td> </tr> <tr> <th colspan="2">Upholstery</th> <th colspan="2">Shipping</th> </tr> <tr> <td>COM Ydg</td> <td>3 ¼</td> <td>Ctn Wt</td> <td>71</td> </tr> <tr> <td>COL Sq Ft</td> <td>65</td> <td>Cu Ft</td> <td>22</td> </tr> <tr> <td></td> <td></td> <td>Chair Wt</td> <td>62</td> </tr> </tbody> </table>	Dimensions	D	W	H	Overall	30	32	31 ½	Seat	20 ½		17 ¾	Upholstery		Shipping		COM Ydg	3 ¼	Ctn Wt	71	COL Sq Ft	65	Cu Ft	22			Chair Wt	62	COM \$2,065 A \$2,092 B \$2,145 COL/C \$2,237 D \$2,356 E \$2,458 F \$2,635 G \$2,824 H \$2,987 I \$3,277 J \$3,621 L1 \$2,963 L2 \$3,216
		Dimensions	D	W	H																										
		Overall	30	32	31 ½																										
		Seat	20 ½		17 ¾																										
		Upholstery		Shipping																											
		COM Ydg	3 ¼	Ctn Wt	71																										
		COL Sq Ft	65	Cu Ft	22																										
				Chair Wt	62																										

22 ½° Convex Club Chair with Arm   <p>right left</p>	MT0221UAR MT0221UAL	<table border="1"> <thead> <tr> <th>Dimensions</th> <th>D</th> <th>W</th> <th>H</th> </tr> </thead> <tbody> <tr> <td>Overall</td> <td>30</td> <td>32</td> <td>31 ½</td> </tr> <tr> <td>Seat</td> <td>20 ½</td> <td></td> <td>17 ¾</td> </tr> <tr> <th colspan="2">Upholstery</th> <th colspan="2">Shipping</th> </tr> <tr> <td>COM Ydg</td> <td>3 ¼</td> <td>Ctn Wt</td> <td>71</td> </tr> <tr> <td>COL Sq Ft</td> <td>65</td> <td>Cu Ft</td> <td>22</td> </tr> <tr> <td></td> <td></td> <td>Chair Wt</td> <td>62</td> </tr> </tbody> </table>	Dimensions	D	W	H	Overall	30	32	31 ½	Seat	20 ½		17 ¾	Upholstery		Shipping		COM Ydg	3 ¼	Ctn Wt	71	COL Sq Ft	65	Cu Ft	22			Chair Wt	62	COM \$2,075 A \$2,102 B \$2,155 COL/C \$2,247 D \$2,366 E \$2,468 F \$2,645 G \$2,834 H \$2,997 I \$3,287 J \$3,631 L1 \$2,973 L2 \$3,226
		Dimensions	D	W	H																										
		Overall	30	32	31 ½																										
		Seat	20 ½		17 ¾																										
		Upholstery		Shipping																											
		COM Ydg	3 ¼	Ctn Wt	71																										
		COL Sq Ft	65	Cu Ft	22																										
				Chair Wt	62																										

MOTO

Description	Model	Specifications			List Price Per Grade		
		Dimensions	D	W	H	COM	
90° Convex Corner 	MT0901 · casters not available	Overall	46	46	31 1/2	COM	\$3,388
		Seat	20 1/2		17 3/4	A	\$3,429
						B	\$3,511
						COL/C	\$3,653
						D	\$3,836
						E	\$3,992
						F	\$4,264
						G	\$4,556
						H	\$4,806
						I	\$5,252
						J	\$5,781
						L1	\$4,770
						L2	\$5,159


Description	Model	Specifications			List Price Per Grade		
		Dimensions	D	W	H	COM	
90° Concave Corner 	MTI901 · casters not available	Overall	46	46	31 1/2	COM	\$3,500
		Seat	20 1/2		17 3/4	A	\$3,552
						B	\$3,653
						COL/C	\$3,831
						D	\$4,060
						E	\$4,255
						F	\$4,595
						G	\$4,960
						H	\$5,272
						I	\$5,830
						J	\$6,491
						L1	\$5,227
						L2	\$5,714


To Order, Specify:

- 1 Model Number
- 2 Fabric Selection - vendor, pattern and color
 - A. Chair
 - B. Seat Cushion
 Visit www.jsifurniture.com/finishes-and-materials/textiles for our textiles program. See selection of standard and graded in manufacturers and patterns.
- 3 Optional Casters; add \$117 list
- 4 Optional Wood Feet; add \$75 list [See Wood Feet Finish Options](#)
- 5 Optional Tablet Arm, Oval or Rectangular; specify shape, material, finish and add \$726 list
- 6 Optional Arm Cap; specify finish or 3D Laminate and add \$329 list per arm
- 7 Optional Power Center - Flush Mount (EC22) - Black (B) or White (W); add \$613 list each and specify left or right

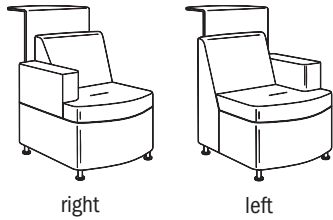
Specifications

- Metal leg standard with 2 3/8" diameter leveling disc.
- Frame is puzzle jointed plywood construction.
- Seat has synthetic sheet webbing with cross strap reinforcement and 3 1/4" multi-density high resilience polyurethane foam.
- Back has 1 3/4" multi-density high resilience polyurethane foam.
- Upholstered arms are standard.
- Arm tops have 1" high resilience polyurethane foam.
- Optional arm cap is available in Essentials Veneer or Solid Laminate
- Optional tablet arm is available in Essentials, Artisan veneer or HPL with exposed plywood edges.
- Linking bracket included.

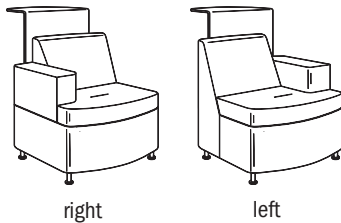
Description	Model	Specifications				List Price Per Grade	
Narrow Inline Club Chair with Work Shelf 	MTL264 · casters not available	Dimensions		D	W	H	COM \$2,802
		Overall	41 ¼	26	39	A \$2,827	
		Seat	20 ½	26	17 ¾	B \$2,876	
		Upholstery		Shipping		COL/C \$2,961	
		COM Ydg	3	Ctn Wt	93	D \$3,071	
		COL Sq Ft	60	Cu Ft	23	E \$3,164	
				Chair Wt	83	F \$3,328	
						G \$3,503	
						H \$3,653	
						I \$3,921	
				J \$4,238			
				L1 \$3,631			
				L2 \$3,865			

Description	Model	Specifications				List Price Per Grade	
Inline Club Chair with Work Shelf 	MTL304 · casters not available	Dimensions		D	W	H	COM \$2,825
		Overall	41 ¼	30	39	A \$2,850	
		Seat	20 ½	30	17 ¾	B \$2,899	
		Upholstery		Shipping		COL/C \$2,984	
		COM Ydg	3	Ctn Wt	94	D \$3,094	
		COL Sq Ft	60	Cu Ft	25	E \$3,187	
				Chair Wt	87	F \$3,351	
						G \$3,526	
						H \$3,676	
						I \$3,944	
				J \$4,261			
				L1 \$3,654			
				L2 \$3,888			

Description	① Model	Specifications			List Price Per Grade		
		Dimensions	D	W	H	COM	
Narrow Inline Club Chair with Arm and Work Shelf	MTL264UAR MTL264UAL • casters not available	Overall	41 ¼	26	39	A	\$3,006
		Seat	20 ½	20	17 ¾	B	\$3,059
		Upholstery		Shipping		COL/C	\$3,151
		COM Ydg	3 ¾	Ctn Wt	106	D	\$3,270
		COL Sq Ft	65	Cu Ft	23	E	\$3,372
				Chair Wt	95	F	\$3,549
						G	\$3,738
						H	\$3,901
						I	\$4,191
						J	\$4,535
						L1	\$3,877
						L2	\$4,130



Description	① Model	Specifications			List Price Per Grade		
		Dimensions	D	W	H	COM	
Inline Club Chair with Arm and Work Shelf	MTL304UAR MTL304UAL • casters not available	Overall	41 ¼	30	39	A	\$3,072
		Seat	20 ½	23	17 ¾	B	\$3,133
		Upholstery		Shipping		COL/C	\$3,240
		COM Ydg	3 ¾	Ctn Wt	112	D	\$3,377
		COL Sq Ft	75	Cu Ft	25	E	\$3,494
				Chair Wt	102	F	\$3,698
						G	\$3,917
						H	\$4,104
						I	\$4,439
						J	\$4,836
						L1	\$4,078
						L2	\$4,369





To Order, Specify:



- ① Model Number
- ② Fabric Selection - vendor, pattern and color
 - A. Chair
 - B. Seat Cushion
 Visit www.jsifurniture.com/finishes-and-materials/textiles for our textiles program. See selection of standard and graded in manufacturers and patterns.
- ③ Optional Wood Feet; add \$75 list [See Wood Feet Finish Options](#)
- ④ Optional Tablet Arm, Oval or Rectangular; specify shape, material, finish and add \$726 list [See Tablet Arm Finish Options](#)
- ⑤ Optional Arm Cap; specify wood finish or 3D Laminate and add \$329 list per arm [See Arm Cap Finish Options](#)
- ⑥ Optional Power Center - Flush Mount (EC22) - Black (B) or White (W):
 - Side of Seating; add \$613 list each and specify right or left
 - Back of Work Shelf; add \$732 list each
- ⑦ Work Shelf Wood Finish [See Work Shelf Wood Finish Options](#)
- ⑧ Work Shelf Laminate Color Selection [See Laminate Color Selection](#)
- ⑨ Optional Work Shelf Acrylic Screen; add \$259 list



Specifications

- Metal leg standard with 2 ¾" diameter leveling disc.
- Frame is puzzle jointed plywood construction.
- Seat has synthetic sheet webbing with cross strap reinforcement and 3 ¼" multi-density high resilience polyurethane foam.
- Back has 1 ¾" multi-density high resilience polyurethane foam.
- Upholstered arms are standard.
- Arm tops have 1" high resilience polyurethane foam.
- Optional arm cap is available in Essentials Veneer or Solid Laminate
- Optional tablet arm is available in Essentials, Artisan veneer or HPL with exposed plywood edges.
- 39" high rear work shelf is available in Essentials veneer or solid color HPL with exposed plywood edges.
- Work shelf is field installed.
- Work shelf dimensions 9 ½" x 22"
- Optional frosted acrylic screen with brushed aluminum standoffs is 4 ¾" tall
- Linking bracket included.

Description	Model	Specifications				List Price Per Grade	
30° Concave Club Chair with Work Shelf 	MTI304 · casters not available	Dimensions		D	W	H	COM \$2,831
		Overall	41 ¼	32	39	A \$2,856	
		Seat	20 ½		17 ¾	B \$2,905	
		Upholstery		Shipping		COL/C \$2,990	
		COM Ydg	3	Ctn Wt	95	D \$3,100	
		COL Sq Ft	60	Cu Ft	27	E \$3,193	
				Chair Wt	83	F \$3,357	
						G \$3,532	
						H \$3,682	
						I \$3,950	
				J \$4,267			
				L1 \$3,660			
				L2 \$3,894			

Description	Model	Specifications				List Price Per Grade	
22 ½° Concave Club Chair with Work Shelf 	MTI224 · casters not available	Dimensions		D	W	H	COM \$2,847
		Overall	41 ¼	32	39	A \$2,872	
		Seat	20 ½		17 ¾	B \$2,921	
		Upholstery		Shipping		COL/C \$3,006	
		COM Ydg	3	Ctn Wt	97	D \$3,116	
		COL Sq Ft	60	Cu Ft	27	E \$3,209	
				Chair Wt	85	F \$3,373	
						G \$3,548	
						H \$3,698	
						I \$3,966	
				J \$4,283			
				L1 \$3,676			
				L2 \$3,910			

Description	Model	Specifications			List Price Per Grade		
		Dimensions	D	W	H	COM	
30° Concave Club Chair with Arm and Work Shelf	MTI304UAR	Overall	41 ¼	32	39	COM	\$3,031
	MTI304UAL					A	\$3,062
 	<ul style="list-style-type: none"> casters not available tablet arm not available 	Seat	20 ½		17 ¾	B	\$3,123
			Upholstery		Shipping		COL/C
		COM Ydg	3 ¾	Ctn Wt	110	D	\$3,367
		COL Sq Ft	75	Cu Ft	27	E	\$3,484
				Chair Wt	98	F	\$3,688
						G	\$3,907
						H	\$4,094
						I	\$4,429
						J	\$4,826
						L1	\$4,068
						L2	\$4,359

Description	Model	Specifications			List Price Per Grade		
		Dimensions	D	W	H	COM	
22 ½° Concave Club Chair with Arm and Work Shelf	MTI224UAR	Overall	41 ¼	32	39	COM	\$3,035
	MTI224UAL					A	\$3,066
 	<ul style="list-style-type: none"> casters not available tablet arm not available 	Seat	20 ½		17 ¾	B	\$3,127
			Upholstery		Shipping		COL/C
		COM Ydg	3 ¾	Ctn Wt	112	D	\$3,371
		COL Sq Ft	75	Cu Ft	27	E	\$3,488
				Chair Wt	100	F	\$3,692
						G	\$3,911
						H	\$4,098
						I	\$4,433
						J	\$4,830
						L1	\$4,072
						L2	\$4,363


To Order, Specify:


- 1 Model Number
- 2 Fabric Selection - vendor, pattern and color
 - A. Chair
 - B. Seat Cushion
 Visit www.jsifurniture.com/finishes-and-materials/textiles for our textiles program. See selection of standard and graded in manufacturers and patterns.
- 3 Optional Wood Feet; add \$75 list [See Wood Feet Finish Options](#)
- 4 Optional Arm Cap; specify wood species, finish or 3D Laminate and add \$329 list per arm [See Arm Cap Finish Options](#)
- 5 Optional Power Center - Flush Mount (EC22) - Black (B) or White (W);
 - Side of Seating; add \$613 list each and specify right or left
 - Back of Work Shelf; add \$732 list each
- 6 Work Shelf Wood Finish [See Work Shelf Wood Finish Options](#)
- 7 Work Shelf Laminate Color Selection [See Laminate Color Selection](#)
- 8 Optional Work Shelf Acrylic Screen; add \$259 list


Specifications

- Metal leg standard with 2 ¾" diameter leveling disc.
- Frame is puzzle jointed plywood construction.
- Seat has synthetic sheet webbing with cross strap reinforcement and 3 ¼" multi-density high resilience polyurethane foam.
- Back has 1 ¾" multi-density high resilience polyurethane foam.
- Upholstered arms are standard.
- Arm tops have 1" high resilience polyurethane foam.
- Optional arm cap is available in Essentials Veneer or Solid Laminate
- 39" high rear work shelf is available in Maple, Cherry, Walnut veneer or solid color HPL with exposed plywood edges.
- Work shelf is field installed.
- Work shelf dimensions 9 ½" x 22"
- Optional frosted acrylic screen with brushed aluminum standoffs is 4 ¾" tall
- Linking bracket included.

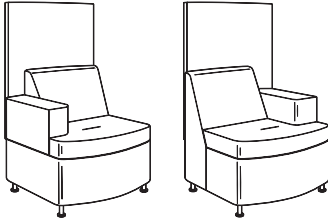
MOTO

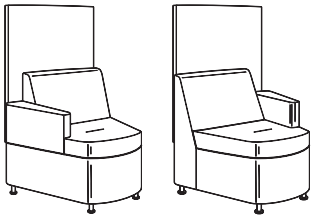
Description	Model	Specifications	List Price Per Grade													
Inline Club Chair with Privacy Screen 	MTL306 · casters not available	<table border="1"> <thead> <tr> <th>Dimensions</th> <th>D</th> <th>W</th> <th>H</th> </tr> </thead> <tbody> <tr> <td>Overall</td> <td>31 ¾</td> <td>30</td> <td>50</td> </tr> <tr> <td>Seat</td> <td>20 ½</td> <td>30</td> <td>17 ¾</td> </tr> </tbody> </table>	Dimensions	D	W	H	Overall	31 ¾	30	50	Seat	20 ½	30	17 ¾	COM \$2,531 A \$2,576 B \$2,666 COL/C \$2,823 D \$3,024 E \$3,195 F \$3,495 G \$3,816 H \$4,090 I \$4,582 J \$5,163 L1 \$3,973 L2 \$4,382	
		Dimensions	D	W	H											
Overall	31 ¾	30	50													
Seat	20 ½	30	17 ¾													
<table border="1"> <thead> <tr> <th>Upholstery</th> <th colspan="3">Shipping</th> </tr> </thead> <tbody> <tr> <td>COM Ydg</td> <td>5 ¼</td> <td>Ctn Wt</td> <td>78</td> </tr> <tr> <td>COL Sq Ft</td> <td>105</td> <td>Cu Ft</td> <td>24</td> </tr> <tr> <td></td> <td></td> <td>Chair Wt</td> <td>67</td> </tr> </tbody> </table>	Upholstery	Shipping			COM Ydg	5 ¼	Ctn Wt	78	COL Sq Ft	105	Cu Ft	24			Chair Wt	67
Upholstery	Shipping															
COM Ydg	5 ¼	Ctn Wt	78													
COL Sq Ft	105	Cu Ft	24													
		Chair Wt	67													

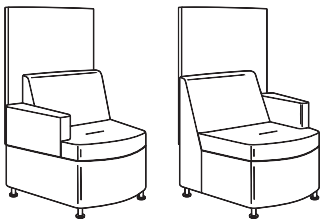
Description	Model	Specifications	List Price Per Grade													
30° Concave Club Chair with Privacy Screen 	MTI306 · casters not available	<table border="1"> <thead> <tr> <th>Dimensions</th> <th>D</th> <th>W</th> <th>H</th> </tr> </thead> <tbody> <tr> <td>Overall</td> <td>31 ¾</td> <td>32</td> <td>50</td> </tr> <tr> <td>Seat</td> <td>20 ½</td> <td></td> <td>17 ¾</td> </tr> </tbody> </table>	Dimensions	D	W	H	Overall	31 ¾	32	50	Seat	20 ½		17 ¾	COM \$2,535 A \$2,578 B \$2,664 COL/C \$2,813 D \$3,006 E \$3,169 F \$3,455 G \$3,761 H \$4,023 I \$4,492 J \$5,048 L1 \$3,986 L2 \$4,395	
		Dimensions	D	W	H											
Overall	31 ¾	32	50													
Seat	20 ½		17 ¾													
<table border="1"> <thead> <tr> <th>Upholstery</th> <th colspan="3">Shipping</th> </tr> </thead> <tbody> <tr> <td>COM Ydg</td> <td>5 ¼</td> <td>Ctn Wt</td> <td>74</td> </tr> <tr> <td>COL Sq Ft</td> <td>105</td> <td>Cu Ft</td> <td>26</td> </tr> <tr> <td></td> <td></td> <td>Chair Wt</td> <td>63</td> </tr> </tbody> </table>	Upholstery	Shipping			COM Ydg	5 ¼	Ctn Wt	74	COL Sq Ft	105	Cu Ft	26			Chair Wt	63
Upholstery	Shipping															
COM Ydg	5 ¼	Ctn Wt	74													
COL Sq Ft	105	Cu Ft	26													
		Chair Wt	63													

Description	Model	Specifications	List Price Per Grade													
22 ½° Concave Club Chair with Privacy Screen 	MTI226 · casters not available	<table border="1"> <thead> <tr> <th>Dimensions</th> <th>D</th> <th>W</th> <th>H</th> </tr> </thead> <tbody> <tr> <td>Overall</td> <td>31 ¾</td> <td>32</td> <td>50</td> </tr> <tr> <td>Seat</td> <td>20 ½</td> <td></td> <td>17 ¾</td> </tr> </tbody> </table>	Dimensions	D	W	H	Overall	31 ¾	32	50	Seat	20 ½		17 ¾	COM \$2,543 A \$2,586 B \$2,672 COL/C \$2,821 D \$3,014 E \$3,177 F \$3,463 G \$3,769 H \$4,031 I \$4,500 J \$5,056 L1 \$3,994 L2 \$4,403	
		Dimensions	D	W	H											
Overall	31 ¾	32	50													
Seat	20 ½		17 ¾													
<table border="1"> <thead> <tr> <th>Upholstery</th> <th colspan="3">Shipping</th> </tr> </thead> <tbody> <tr> <td>COM Ydg</td> <td>5 ¼</td> <td>Ctn Wt</td> <td>76</td> </tr> <tr> <td>COL Sq Ft</td> <td>105</td> <td>Cu Ft</td> <td>26</td> </tr> <tr> <td></td> <td></td> <td>Chair Wt</td> <td>65</td> </tr> </tbody> </table>	Upholstery	Shipping			COM Ydg	5 ¼	Ctn Wt	76	COL Sq Ft	105	Cu Ft	26			Chair Wt	65
Upholstery	Shipping															
COM Ydg	5 ¼	Ctn Wt	76													
COL Sq Ft	105	Cu Ft	26													
		Chair Wt	65													

MOTO

Description	Model	Specifications	List Price Per Grade																												
Inline Club Chair with Arm and Privacy Screen  <p style="text-align: center;">right left</p>	MTL306UAR MTL306UAL • casters not available	<table border="1"> <thead> <tr> <th>Dimensions</th> <th>D</th> <th>W</th> <th>H</th> </tr> </thead> <tbody> <tr> <td>Overall</td> <td>31 ¾</td> <td>30</td> <td>50</td> </tr> <tr> <td>Seat</td> <td>20 ½</td> <td>23</td> <td>17 ¾</td> </tr> <tr> <th colspan="2">Upholstery</th> <th colspan="2">Shipping</th> </tr> <tr> <td>COM Ydg</td> <td>6</td> <td>Ctn Wt</td> <td>93</td> </tr> <tr> <td>COL Sq Ft</td> <td>120</td> <td>Cu Ft</td> <td>24</td> </tr> <tr> <td></td> <td></td> <td>Chair Wt</td> <td>82</td> </tr> </tbody> </table>	Dimensions	D	W	H	Overall	31 ¾	30	50	Seat	20 ½	23	17 ¾	Upholstery		Shipping		COM Ydg	6	Ctn Wt	93	COL Sq Ft	120	Cu Ft	24			Chair Wt	82	COM \$2,683 A \$2,733 B \$2,830 COL/C \$3,001 D \$3,221 E \$3,407 F \$3,734 G \$4,084 H \$4,384 I \$4,920 J \$5,555 L1 \$4,341 L2 \$4,808
		Dimensions	D	W	H																										
Overall	31 ¾	30	50																												
Seat	20 ½	23	17 ¾																												
Upholstery		Shipping																													
COM Ydg	6	Ctn Wt	93																												
COL Sq Ft	120	Cu Ft	24																												
		Chair Wt	82																												

30° Concave Club Chair with Arm and Privacy Screen  <p style="text-align: center;">right left</p>	MTI306UAR MTI306UAL • casters not available • tablet arm not available	<table border="1"> <thead> <tr> <th>Dimensions</th> <th>D</th> <th>W</th> <th>H</th> </tr> </thead> <tbody> <tr> <td>Overall</td> <td>31 ¾</td> <td>32</td> <td>50</td> </tr> <tr> <td>Seat</td> <td>20 ½</td> <td></td> <td>17 ¾</td> </tr> <tr> <th colspan="2">Upholstery</th> <th colspan="2">Shipping</th> </tr> <tr> <td>COM Ydg</td> <td>6</td> <td>Ctn Wt</td> <td>89</td> </tr> <tr> <td>COL Sq Ft</td> <td>120</td> <td>Cu Ft</td> <td>26</td> </tr> <tr> <td></td> <td></td> <td>Chair Wt</td> <td>78</td> </tr> </tbody> </table>	Dimensions	D	W	H	Overall	31 ¾	32	50	Seat	20 ½		17 ¾	Upholstery		Shipping		COM Ydg	6	Ctn Wt	89	COL Sq Ft	120	Cu Ft	26			Chair Wt	78	COM \$2,734 A \$2,784 B \$2,881 COL/C \$3,052 D \$3,272 E \$3,458 F \$3,785 G \$4,135 H \$4,435 I \$4,971 J \$5,606 L1 \$4,392 L2 \$4,859
		Dimensions	D	W	H																										
Overall	31 ¾	32	50																												
Seat	20 ½		17 ¾																												
Upholstery		Shipping																													
COM Ydg	6	Ctn Wt	89																												
COL Sq Ft	120	Cu Ft	26																												
		Chair Wt	78																												

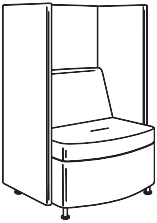
22 ½° Concave Club Chair with Arm and Privacy Screen  <p style="text-align: center;">right left</p>	MTI226UAR MTI226UAL • casters not available • tablet arm not available	<table border="1"> <thead> <tr> <th>Dimensions</th> <th>D</th> <th>W</th> <th>H</th> </tr> </thead> <tbody> <tr> <td>Overall</td> <td>31 ¾</td> <td>32</td> <td>50</td> </tr> <tr> <td>Seat</td> <td>20 ½</td> <td></td> <td>17 ¾</td> </tr> <tr> <th colspan="2">Upholstery</th> <th colspan="2">Shipping</th> </tr> <tr> <td>COM Ydg</td> <td>6</td> <td>Ctn Wt</td> <td>91</td> </tr> <tr> <td>COL Sq Ft</td> <td>120</td> <td>Cu Ft</td> <td>26</td> </tr> <tr> <td></td> <td></td> <td>Chair Wt</td> <td>80</td> </tr> </tbody> </table>	Dimensions	D	W	H	Overall	31 ¾	32	50	Seat	20 ½		17 ¾	Upholstery		Shipping		COM Ydg	6	Ctn Wt	91	COL Sq Ft	120	Cu Ft	26			Chair Wt	80	COM \$2,741 A \$2,791 B \$2,888 COL/C \$3,059 D \$3,279 E \$3,465 F \$3,792 G \$4,142 H \$4,442 I \$4,978 J \$5,613 L1 \$4,399 L2 \$4,866
		Dimensions	D	W	H																										
Overall	31 ¾	32	50																												
Seat	20 ½		17 ¾																												
Upholstery		Shipping																													
COM Ydg	6	Ctn Wt	91																												
COL Sq Ft	120	Cu Ft	26																												
		Chair Wt	80																												

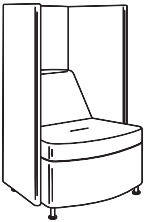
To Order, Specify:

- 1 Model Number
- 2 Fabric Selection - vendor, pattern and color
 - A. Chair
 - B. Seat Cushion
 - C. Privacy Screen
 Visit www.jsifurniture.com/finishes-and-materials/textiles for our textiles program. See selection of standard and graded in manufacturers and patterns.
- 3 Optional Wood Feet; add \$75 list [See Wood Feet Finish Options](#)
- 4 Optional Tablet Arm, Oval or Rectangular; specify shape, material, finish and add \$726 list [See Tablet Arm Finish Options](#)
- 5 Optional Arm Cap; specify wood finish or 3D Laminate and add \$329 list per arm [See Arm Cap Finish Options](#)
- 6 Optional Power Center - Flush Mount (EC22) - Black (B) or White (W); add \$613 list each and specify left or right

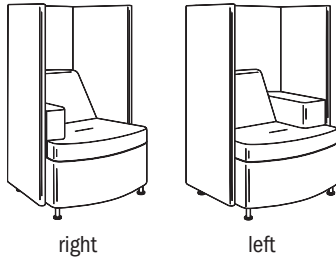
Specifications

- Metal leg standard with 2 ¾" diameter leveling disc.
- Frame is puzzle jointed plywood construction.
- Seat has synthetic sheet webbing with cross strap reinforcement and 3 ¼" multi-density high resilience polyurethane foam.
- Back has 1 ¾" multi-density high resilience polyurethane foam.
- Upholstered arms are standard.
- Arm tops have 1" high resilience polyurethane foam.
- Optional arm cap is available in Essentials Veneer or Solid Laminate
- Optional tablet arm is available in Essentials, Artisan veneer, or HPL with exposed plywood edges.
- Upholstered privacy screen has polyurethane foam.
- Screen is field installed.
- Linking bracket included.

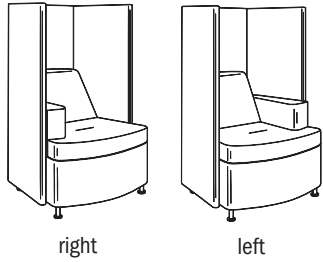
Description	Model	Specifications			List Price Per Grade	
Inline Club Chair with Privacy Surround 	MTL305	Dimensions			COM \$3,201	
			D	W	H	A \$3,267
		Overall	31 ¾	33 ½	50	B \$3,397
		Seat	20 ½	30	17 ¾	COL/C \$3,625
		Upholstery		Shipping		D \$3,918
		COM Ydg	8 ¼	Ctn Wt	118	E \$4,167
		COL Sq Ft	166	Cu Ft	37	F \$4,602
				Chair Wt	107	G \$5,069
						H \$5,469
						I \$6,183
				J \$7,030		
				L1 \$5,412		
				L2 \$6,034		

Description	Model	Specifications			List Price Per Grade	
22 ½° Convex Club Chair with Privacy Surround 	MT0225	Dimensions			COM \$3,170	
			D	W	H	A \$3,236
		Overall	31 ¾	33 ½	50	B \$3,366
		Seat	20 ½		17 ¾	COL/C \$3,594
		Upholstery		Shipping		D \$3,887
		COM Ydg	8 ¼	Ctn Wt	115	E \$4,136
		COL Sq Ft	166	Cu Ft	37	F \$4,571
				Chair Wt	102	G \$5,038
						H \$5,438
						I \$6,152
				J \$6,999		
				L1 \$5,381		
				L2 \$6,003		

Description	Model	Specifications				List Price Per Grade	
		Dimensions	D	W	H	COM	
Inline Club Chair with Arm and Privacy Surround	MTL305UAR						
	MTL305UAL						
	· tablet arm not available						
		Overall	31 ¾	33 ½	50	A	\$3,486
		Seat	20 ½	23	17 ¾	B	\$3,628
						COL/C	\$3,878
						D	\$4,198
						E	\$4,470
						F	\$4,947
						G	\$5,458
						H	\$5,894
						I	\$6,676
						J	\$7,602
						L1	\$5,832
						L2	\$6,513



Description	Model	Specifications				List Price Per Grade	
		Dimensions	D	W	H	COM	
22 ½° Convex Club Chair with Arm and Privacy Surround	MTO225UAR						
	MTO225UAL						
	· tablet arm not available						
		Overall	31 ¾	33 ½	50	A	\$3,421
		Seat	20 ½		17 ¾	B	\$3,555
						COL/C	\$3,790
						D	\$4,092
						E	\$4,349
						F	\$4,798
						G	\$5,280
						H	\$5,692
						I	\$6,429
						J	\$7,301
						L1	\$5,633
						L2	\$6,275



To Order, Specify:

- 1 Model Number
- 2 Fabric Selection - vendor, pattern and color
 - A. Chair
 - B. Seat Cushion
 - C. Privacy Surround
 Visit www.jsifurniture.com/finishes-and-materials/textiles for our textiles program. See selection of standard and graded in manufacturers and patterns.
- 3 Optional Casters; add \$117 list
- 4 Optional Wood Feet; add \$75 list [See Wood Feet Finish Options](#)
- 5 Optional Arm Cap; specify wood finish or 3D Laminate and add \$329 list per arm [See Arm Cap Finish Options](#)
- 6 Optional Power Center - Privacy Surround Flush Mount (EC22)
 - Black (B) or White (W); add \$613 list each and specify left or right.

Specifications

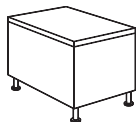
- Metal leg standard with 2 ¾" diameter leveling disc.
- Frame is puzzle jointed plywood construction.
- Seat has synthetic sheet webbing with cross strap reinforcement and 3 ¼" multi-density high resilience polyurethane foam.
- Back has 1 ¾" multi-density high resilience polyurethane foam.
- Upholstered arms are standard.
- Arm tops have 1" high resilience polyurethane foam.
- Optional arm cap is available in Essentials Veneer or Solid Laminate
- Upholstered privacy screen has polyurethane foam.

Description	D	W	H	CTN WT	CU FT	① Model	Essentials Veneer	Artisan Veneer
Linking Drum Table	25 13/16	25 13/16	15	48	9	MTV2525DTC	\$3,406	\$3,745



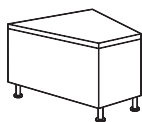
- quarter round
- power unit available, see page MT64

Linking Drum Table	22 1/4	15	15	40	5	MTV1522DTS	\$1,311	\$1,443
--------------------	--------	----	----	----	---	------------	---------	---------



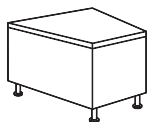
- rectangle
- power unit available, see page MT64

Linking Drum Table	22 1/4	22 1/4	15	47	6	MTV2230DTW	\$1,575	\$1,732
--------------------	--------	--------	----	----	---	------------	---------	---------



- 30° wedge
- power unit available, see page MT64

Linking Drum Table	22 1/4	22 1/4	15	49	6	MTV2222DTW	\$1,583	\$1,742
--------------------	--------	--------	----	----	---	------------	---------	---------





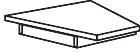
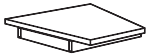
- 22 1/2° wedge
- power unit available, see page MT64

To Order, Specify:

- ① Model Number
- ② Wood Finish [See Wood Finish Options](#)
- ③ Optional Wood Feet; add \$75 list [See Wood Feet Finish Options](#)
- ④ Power Unit
 - Linking Drum Table - Node; specify with EC24 and order separately, see page MT64.

Specifications

- Metal leg standard with 2 3/8" diameter leveling disc.
- Plywood construction with glue, dowel, and metal fasteners.
- Linking bracket included to attach to lounge.

Description	D	W	H	CTN WT	CU FT	① Model	Laminate	Veneer	
							HPL	Essentials	Artisan
Linking Table Top 	25 13/16	25 13/16	15	28	4	MTT2525LTC	\$1,237		
	25 13/16	25 13/16	15	28	4	MTV2525LTC		\$1,302	\$1,434
	· quarter round								
Linking Table Top 	22 1/4	15	15	18	2	MTT1522LTS	\$1,120		
	22 1/4	15	15	18	2	MTV1522LTS		\$1,180	\$1,297
	· rectangular								
Linking Table Top 	22 1/4	22 1/4	15	22	3	MTT2230LTW	\$1,180		
	22 1/4	22 1/4	15	22	3	MTV2230LTW		\$1,238	\$1,364
	· 30° wedge								
Linking Table Top 	22 1/4	22 1/4	15	22	3	MTT2222LTW	\$1,180		
	22 1/4	22 1/4	15	22	3	MTV2222LTW		\$1,238	\$1,364
	· 22 1/2° wedge								

To Order, Specify:

Veneer Models


- ① Model Number
- ② Wood Finish [See Wood Finish Options](#)

Laminate Models


- ① Model Number
- ② Laminate Color [See Laminate Color Options](#)

Specifications


- 1" thick top with wood rim or PVC edge on silver metal frame.
- Permanent bolt attachment through side of adjacent lounge unit.

Description	D	W	H	CTN WT	CU FT	① Model	Top Material	
							HPL Laminate or Essentials Veneer	Artisan Veneer
	22	22	26	48	7	MTVP22ROUN	\$1,593	\$1,754
	26	26	26	51	8	MTVP26ROUN	\$1,620	\$1,783
	30	30	26	52	9	MTVP30ROUN	\$1,650	\$1,818


- round top
- power unit not available

	22	22	26	46	7	MTVP22TRI	\$1,593	\$1,754
	26	26	26	49	8	MTVP26TRI	\$1,620	\$1,783

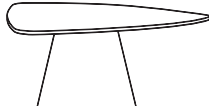
- triangle top
- power unit not available

	22	22	26	47	7	MTVP22SQCL	\$1,593	\$1,754
	26	26	26	50	8	MTVP26SQCL	\$1,620	\$1,783


- squircle top
- power unit not available

Description	D	W	H	CTN WT	CU FT	① Model	Top Material	
							HPL Laminate or Essentials Veneer	Artisan Veneer
	36	36	26	116	16	MTVF36ROUN	\$2,279	\$2,508
	42	42	26	127	17	MTVF42ROUN	\$2,355	\$2,592
	48	48	26	138	19	MTVF48ROUN	\$2,423	\$2,664
	54	54	26	152	21	MTVF54ROUN	\$2,510	\$2,761

- round top
- power unit available, see page MT64

	36	36	26	113	16	MTVF36TRI	\$2,307	\$2,537
	42	42	26	122	17	MTVF42TRI	\$2,368	\$2,606
	48	48	26	132	19	MTVF48TRI	\$2,423	\$2,664
	54	54	26	146	21	MTVF54TRI	\$2,510	\$2,761

- triangle top
- power unit available, see page MT64

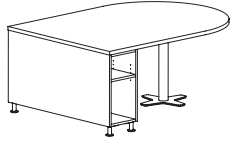
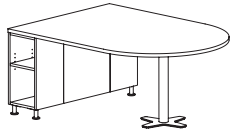
	36	36	26	121	16	MTVF36SQCL	\$2,279	\$2,508
	42	42	26	134	17	MTVF42SQCL	\$2,355	\$2,592
	48	48	26	146	19	MTVF48SQCL	\$2,423	\$2,664
	54	54	26	162	21	MTVF54SQCL	\$2,510	\$2,761

- squircle top
- power unit available, see page MT64

To Order, Specify:

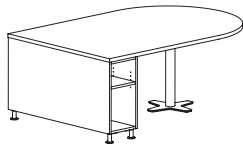
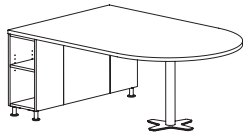
- ① Model Number
- ② Top Material
 - A.) Finish Color [See Top Wood Finish Options](#)
 - B.) Laminate
 - 1.) Laminate Color [See Laminate Color Options](#)
- ③ Conical Base Color [See Base Color Options](#)
- ④ Power Unit - Moire; specify with EC23 cut-out or Node; specify with EC24 cut-out. The EC23 and EC24 must be ordered separately, see page [MT64](#).

Description	D	W	H	CTN WT	CU FT	① Model	Laminate		Veneer	
							TFL Top	HPL Top	Essentials	Artisan
Media Activity Center	48	66	28	245	24	MTT4866-28MATB	\$4,833	\$4,982		
	48	66	28	245	24	MTV4866-28MATB			\$6,015	\$6,615



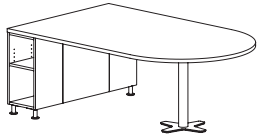
- bullet shape top
- 48" x 66" worksurface
- 28"h worksurface
- side access bookcase base; 12 ¼"w
- front center access panel

Media Activity Center	48	72	28	263	25	MTT4872-28MATB	\$4,898	\$5,050		
	48	72	28	263	25	MTV4872-28MATB			\$6,071	\$6,678

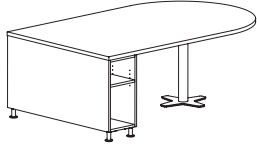


- bullet shape top
- 48" x 72" worksurface
- 28"h worksurface
- side access bookcase base; 12 ¼"w
- front center access panel

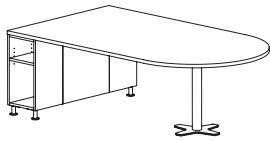
Description	D	W	H	CTN WT	CU FT	① Model	Laminate		Veneer	
							TFL Top	HPL Top	Essentials	Artisan
Media Activity Center	48	78	28	281	26	MTT4878-28MATB	\$4,966	\$5,118		
	48	78	28	281	26	MTV4878-28MATB			\$6,097	\$6,707



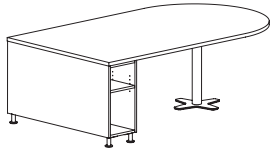
- bullet shape top
- 48" x 78" worksurface
- 28"h worksurface
- side access bookcase base; 12 1/4"w
- front center access panel



Media Activity Center	48	84	28	299	27	MTT4884-28MATB	\$5,031	\$5,185		
	48	84	28	299	27	MTV4884-28MATB			\$6,188	\$6,809



- bullet shape top
- 48" x 84" worksurface
- 28"h worksurface
- side access bookcase base; 12 1/4"w
- front center access panel



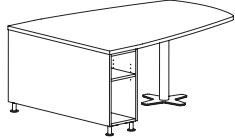
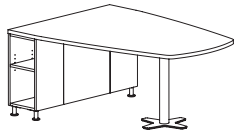
To Order, Specify:

- ① Model Number
- ② Wood Finish [See Wood Finish Options](#)
- ③ Laminate Selection [See Laminate Options](#)
- ④ Optional Wood Feet; add \$75 list [See Wood Feet Finish Options](#)
- ⑤ Optional Power Unit
 - Media Table - Ellora; specify with EC25 and order separately, see page MT64.
- ⑥ Optional Coordinating Wood Grain Laminate Table Top - no upcharge. [See Coordinating Laminate Top Options](#)

Specifications

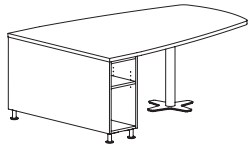
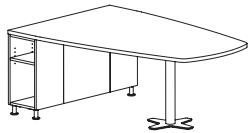
- Metal leg standard with 2 3/8" diameter leveling disc.
- 3" diameter metal support post with integrated leveling and X-base with neoprene pads.
- Plywood construction with glue, dowel, and metal fasteners.
- 1 3/16" thick worksurface with radiused corners and a wood rim or PVC edge.
- Grommet in media panel
- Bookcase with side access and rear access. Each compartment has one adjustable shelf.
- Rear hinged doors for wire access.
- Removable lower panels for wire access.

Description	D	W	H	CTN WT	CU FT	① Model	Laminate		Veneer	
							TFL Top	HPL Top	Essentials	Artisan
Media Activity Center	48	66	28	240	24	MTT4866-28MATW	\$4,833	\$4,982		
	48	66	28	240	24	MTV4866-28MATW			\$6,015	\$6,615



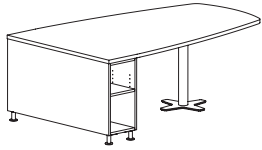
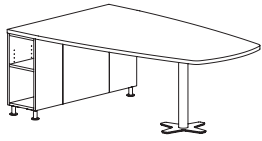
- wedge shape top
- 48" x 66" worksurface
- 28"h worksurface
- side access bookcase base; 12 1/4"w
- front center access panel

Media Activity Center	48	72	28	258	25	MTT4872-28MATW	\$4,898	\$5,050		
	48	72	28	258	25	MTV4872-28MATW			\$6,071	\$6,678



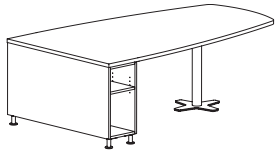
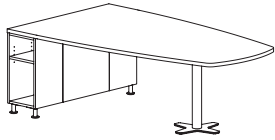
- wedge shape top
- 48" x 72" worksurface
- 28"h worksurface
- side access bookcase base; 12 1/4"w
- front center access panel

Description	D	W	H	CTN WT	CU FT	① Model	Laminate		Veneer	
							TFL Top	HPL Top	Essentials	Artisan
Media Activity Center	48	78	28	276	26	MTT4878-28MATW	\$4,966	\$5,118		
	48	78	28	276	26	MTV4878-28MATW			\$6,097	\$6,707



- wedge shape top
- 48" x 78" worksurface
- 28"h worksurface
- side access bookcase base; 12 1/4"w
- front center access panel

Media Activity Center	48	84	28	294	27	MTT4884-28MATW	\$5,031	\$5,185		
	48	84	28	294	27	MTV4884-28MATW			\$6,188	\$6,809



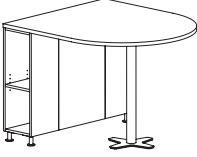
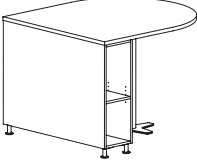
- wedge shape top
- 48" x 84" worksurface
- 28"h worksurface
- side access bookcase base; 12 1/4"w
- front center access panel

To Order, Specify:

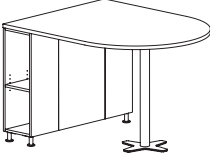
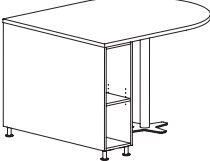
- ① Model Number
- ② Wood Finish [See Wood Finish Options](#)
- ③ Laminate Selection [See Laminate Options](#)
- ④ Optional Wood Feet; add \$75 list [See Wood Feet Finish Options](#)
- ⑤ Optional Power Unit
 - Media Table - Ellora; specify with EC25 and order separately, see page MT64.
- ⑥ Optional Coordinating Wood Grain Laminate Table Top - no upcharge. [See Coordinating Laminate Top Options](#)

Specifications

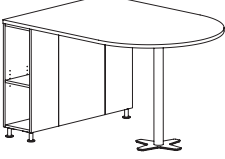
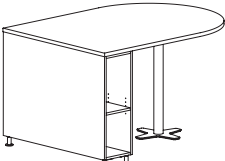
- Metal leg standard with 2 3/8" diameter leveling disc.
- 3" diameter metal support post with integrated leveling and X-base with neoprene pads.
- Plywood construction with glue, dowel, and metal fasteners.
- 1 3/16" thick worksurface with radiused corners and a wood rim or PVC edge.
- Grommet in media panel
- Bookcase with side access and rear access. Each compartment has one adjustable shelf.
- Rear hinged doors for wire access.
- Removable lower panels for wire access.

Description	D	W	H	CTN WT	CU FT	① Model	Laminate		Veneer	
							TFL Top	HPL Top	Essentials	Artisan
Media Activity Center  	48	54	39	241	27	MTT4854-39MATB	\$4,830	\$4,980		
	48	54	39	241	27	MTV4854-39MATB			\$6,078	\$6,687

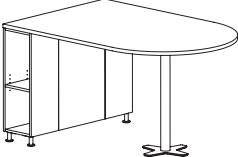
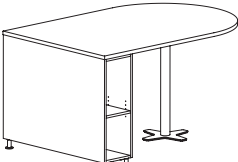
- bullet shape top
- 48" x 54" worksurface
- 39"h worksurface
- side access bookcase base; 12 1/4"w
- front center access panel

Media Activity Center  	48	60	39	259	28	MTT4860-39MATB	\$4,884	\$5,036		
	48	60	39	259	28	MTV4860-39MATB			\$6,122	\$6,736

- bullet shape top
- 48" x 60" worksurface
- 39"h worksurface
- side access bookcase base; 12 1/4"w
- front center access panel

Media Activity Center  	48	66	39	277	29	MTT4866-39MATB	\$5,016	\$5,171		
	48	66	39	277	29	MTV4866-39MATB			\$6,250	\$6,875

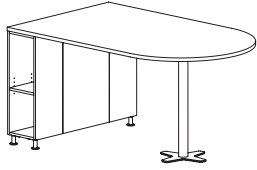
- bullet shape top
- 48" x 66" worksurface
- 39"h worksurface
- side access bookcase base; 12 1/4"w
- front center access panel

Media Activity Center  	48	72	39	295	30	MTT4872-39MATB	\$5,080	\$5,238		
	48	72	39	295	30	MTV4872-39MATB			\$6,305	\$6,936

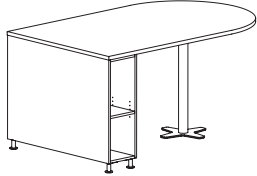
- bullet shape top
- 48" x 72" worksurface
- 39"h worksurface
- side access bookcase base; 12 1/4"w
- front center access panel

MOTO

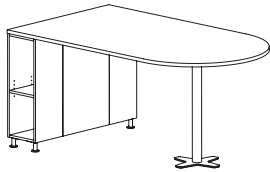
Description	D	W	H	CTN WT	CU FT	① Model	Laminate		Veneer	
							TFL Top	HPL Top	Essentials	Artisan
Media Activity Center	48	78	39	313	31	MTT4878-39MATB	\$5,145	\$5,306		
	48	78	39	313	31	MTV4878-39MATB			\$6,360	\$6,999



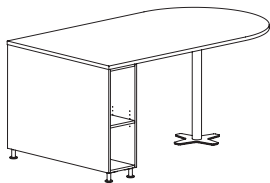
- bullet shape top
- 48" x 78" worksurface
- 39 h worksurface
- side access bookcase base; 12 1/4" w
- front center access panel



Media Activity Center	48	84	39	331	32	MTT4884-39MATB	\$5,213	\$5,372		
	48	84	39	331	32	MTV4884-39MATB			\$6,421	\$7,063



- bullet shape top
- 48" x 84" worksurface
- 39" h worksurface
- side access bookcase base; 12 1/4" w
- front center access panel



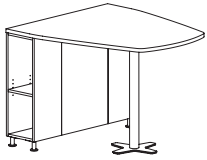
To Order, Specify:

- ① Model Number
- ② Wood Finish [See Wood Finish Options](#)
- ③ Laminate Selection [See Laminate Options](#)
- ④ Optional Wood Feet; add \$75 list [See Wood Feet Finish Options](#)
- ⑤ Optional Power Unit
 - Media Table - Ellora; specify with EC25 and order separately, see page MT64.
- ⑥ Optional Coordinating Wood Grain Laminate Table Top - no upcharge. [See Coordinating Laminate Top Options](#)

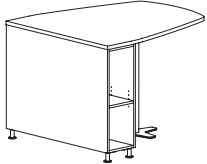
Specifications

- Metal leg standard with 2 3/8" diameter leveling disc.
- 3" diameter metal support post with integrated leveling and X-base with neoprene pads.
- Plywood construction with glue, dowel, and metal fasteners.
- 1 3/16" thick worksurface with radiused corners and a wood rim or PVC edge.
- Grommet in media panel
- Bookcase with side access and rear access. Each compartment has one adjustable shelf.
- Rear hinged doors for wire access.
- Removable lower panels for wire access.

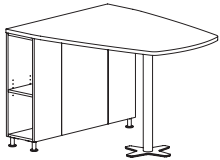
Description	D	W	H	CTN WT	CU FT	① Model	Laminate		Veneer	
							TFL Top	HPL Top	Essentials	Artisan
Media Activity Center	48	54	39	236	27	MTT4854-39MATW	\$4,830	\$4,980		
	48	54	39	236	27	MTV4854-39MATW			\$6,078	\$6,687



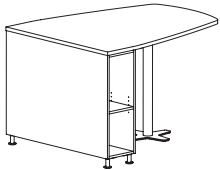
- wedge shape top
- 48" x 54" worksurface
- 39"h worksurface
- side access bookcase base; 12 1/4"w
- front center access panel



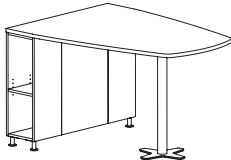
Media Activity Center	48	60	39	254	28	MTT4860-39MATW	\$4,884	\$5,036		
	48	60	39	254	28	MTV4860-39MATW			\$6,122	\$6,736



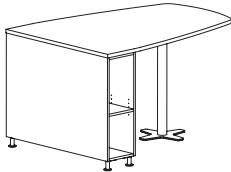
- wedge shape top
- 48" x 60" worksurface
- 39"h worksurface
- side access bookcase base; 12 1/4"w
- front center access panel



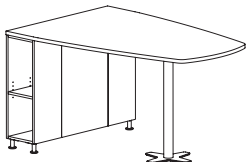
Media Activity Center	48	66	39	272	29	MTT4866-39MATW	\$5,016	\$5,171		
	48	66	39	272	29	MTV4866-39MATW			\$6,250	\$6,875



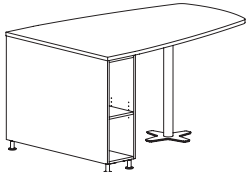
- wedge shape top
- 48" x 66" worksurface
- 39"h worksurface
- side access bookcase base; 12 1/4"w
- front center access panel



Media Activity Center	48	72	39	290	30	MTT4872-39MATW	\$5,080	\$5,238		
	48	72	39	290	30	MTV4872-39MATW			\$6,305	\$6,936

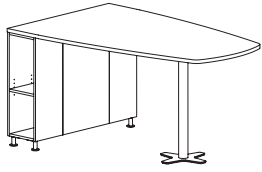


- wedge shape top
- 48" x 72" worksurface
- 39"h worksurface
- side access bookcase base; 12 1/4"w
- front center access panel

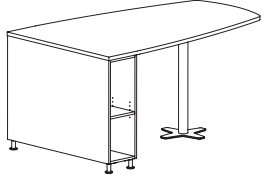


MOTO

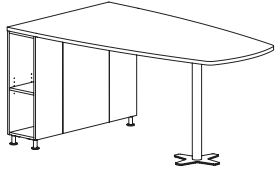
Description	D	W	H	CTN WT	CU FT	① Model	Laminate		Veneer	
							TFL Top	HPL Top	Essentials	Artisan
Media Activity Center	48	78	39	308	31	MTT4878-39MATW	\$5,145	\$5,306		
	48	78	39	308	31	MTV4878-39MATW			\$6,360	\$6,999



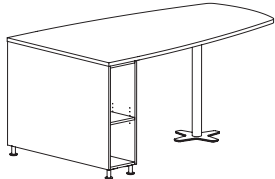
- wedge shape top
- 48" x 78" worksurface
- 39"h worksurface
- side access bookcase base; 12 1/4"w
- front center access panel



Media Activity Center	48	84	39	326	32	MTT4884-39MATW	\$5,213	\$5,372		
	48	84	39	326	32	MTV4884-39MATW			\$6,421	\$7,063



- wedge shape top
- 48" x 84" worksurface
- 39"h worksurface
- side access bookcase base; 12 1/4"w
- front center access panel



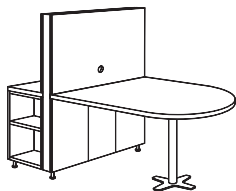
To Order, Specify:

- ① Model Number
- ② Wood Finish [See Wood Finish Options](#)
- ③ Laminate Selection [See Laminate Options](#)
- ④ Optional Wood Feet; add \$75 list [See Wood Feet Finish Options](#)
- ⑤ Optional Power Unit
 - Media Table - Ellora; specify with EC25 and order separately, see page MT64.
- ⑥ Optional Coordinating Wood Grain Laminate Table Top - no upcharge. [See Coordinating Laminate Top Options](#)

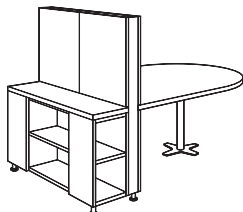
Specifications

- Metal leg standard with 2 3/8" diameter leveling disc.
- 3" diameter metal support post with integrated leveling and X-base with neoprene pads.
- Plywood construction with glue, dowel, and metal fasteners.
- 1 3/16" thick worksurface with radiused corners and a wood rim or PVC edge.
- Grommet in media panel
- Bookcase with side access and rear access. Each compartment has one adjustable shelf.
- Rear hinged doors for wire access.
- Removable lower panels for wire access.


Description	D	W	H	CTN WT	CU FT	① Model	Laminate		Veneer	
							TFL Top	HPL Top	Essentials	Artisan
Media Table	48	66	58	363	49	MTT4866-28MACB	\$5,783	\$5,961		
	48	66	58	363	49	MTV4866-28MACB			\$7,728	\$8,502



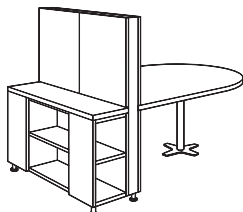
- bullet shape top
- 48" x 48" worksurface
- 28"h worksurface



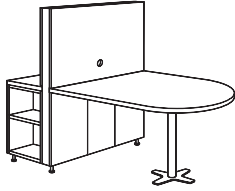
Media Table	48	72	58	381	52	MTT4872-28MACB	\$5,847	\$6,027		
	48	72	58	381	52	MTV4872-28MACB			\$7,784	\$8,563



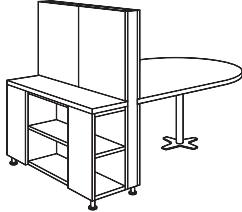
- bullet shape top
- 48" x 54" worksurface
- 28"h worksurface



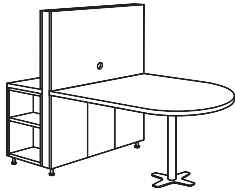
Description	D	W	H	CTN WT	CU FT	① Model	Laminate		Veneer	
							TFL Top	HPL Top	Essentials	Artisan
Media Table	48	78	58	399	54	MTT4878-28MACB	\$5,914	\$6,096		
	48	78	58	399	54	MTV4878-28MACB			\$7,845	\$8,628



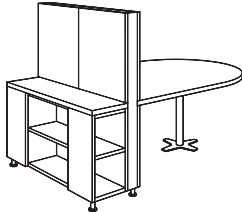
- bullet shape top
- 48" x 60" worksurface
- 28"h worksurface



Media Table	48	84	58	417	57	MTT4884-28MACB	\$5,978	\$6,163		
	48	84	58	417	57	MTV4884-28MACB			\$7,904	\$8,692



- bullet shape top
- 48" x 66" worksurface
- 28"h worksurface

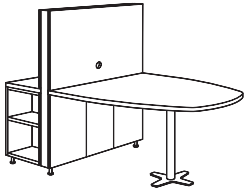

To Order, Specify:

- ① Model Number
- ② Wood Finish [See Wood Finish Options](#)
- ③ Laminate Selection [See Laminate Options](#)
- ④ Optional Wood Feet; add \$75 list [See Wood Feet Finish Options](#)
- ⑤ Optional Power Unit
 - Media Table - Ellora; specify with EC25 and order separately, see page MT64.
- ⑥ Optional Markerboard Back Panel; for 24" unit add \$271 list, for 48" unit add \$527
- ⑦ Deduct TV Bracket; subtract \$186 list
- ⑧ Optional Door Locks; add \$150 list
- ⑨ Optional Coordinating Wood Grain Laminate Table Top - no upcharge. [See Coordinating Laminate Top Options](#)

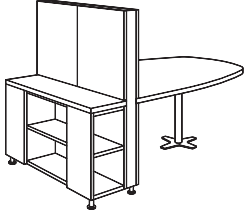
Specifications

- Metal leg standard with 2 3/8" diameter leveling disc.
- 3" diameter metal support post with integrated leveling and X-base with neoprene pads.
- Plywood construction with glue, dowel, and metal fasteners.
- 1 3/16" thick worksurface with radiused corners and a wood rim or PVC edge.
- Grommet in media panel
- TV bracket included. Recommended TV size 42".
- Bookcase with side access and rear access. Each compartment has one adjustable shelf.
- Rear hinged doors for wire access.
- Removable lower panels for wire access.

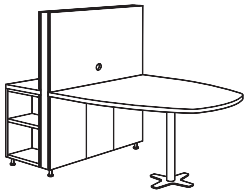
Description	D	W	H	CTN WT	CU FT	① Model	Laminate		Veneer	
							TFL Top	HPL Top	Essentials	Artisan
Media Table	48	66	58	358	49	MTT4866-28MACW	\$5,783	\$5,961		
	48	66	58	358	49	MTV4866-28MACW			\$7,728	\$8,502



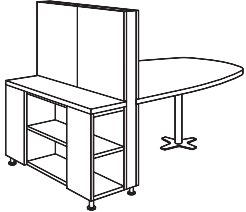
- wedge shape top
- 48" x 48" worksurface
- 28"h worksurface



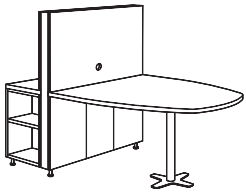
Media Table	48	72	58	374	51	MTT4872-28MACW	\$5,847	\$6,027		
	48	72	58	374	51	MTV4872-28MACW			\$7,784	\$8,563



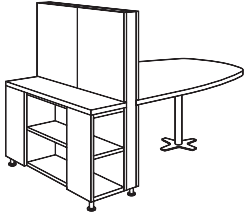
- wedge shape top
- 48" x 54" worksurface
- 28"h worksurface



Media Table	48	78	58	391	53	MTT4878-28MACW	\$5,914	\$6,096		
	48	78	58	391	53	MTV4878-28MACW			\$7,845	\$8,628

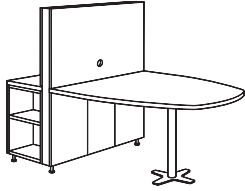


- wedge shape top
- 48" x 60" worksurface
- 28"h worksurface

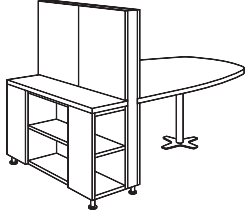


MOTO

Description	D	W	H	CTN WT	CU FT	① Model	Laminate		Veneer	
							TFL Top	HPL Top	Essentials	Artisan
Media Table	48	84	58	407	56	MTT4884-28MACW	\$5,978	\$6,163		
	48	84	58	407	56	MTV4884-28MACW			\$7,904	\$8,692



- wedge shape top
- 48" x 66" worksurface
- 28"h worksurface

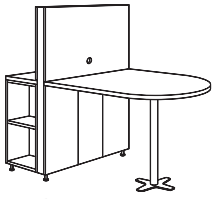

To Order, Specify:

- ① Model Number
- ② Wood Finish [See Wood Finish Options](#)
- ③ Laminate Selection [See Laminate Options](#)
- ④ Optional Wood Feet; add \$75 list [See Wood Feet Finish Options](#)
- ⑤ Optional Power Unit
 - Media Table - Ellora; specify with EC25 and order separately, see page MT64.
- ⑥ Optional Markerboard Back Panel; for 24" unit add \$271 list, for 48" unit add \$527
- ⑦ Deduct TV Bracket; subtract \$186 list
- ⑧ Optional Door Locks; add \$150 list
- ⑨ Optional Coordinating Wood Grain Laminate Table Top - no upcharge. [See Coordinating Laminate Top Options](#)

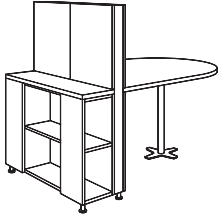
Specifications

- Metal leg standard with 2 3/8" diameter leveling disc.
- 3" diameter metal support post with integrated leveling and X-base with neoprene pads.
- Plywood construction with glue, dowel, and metal fasteners.
- 1 3/16" thick worksurface with radiused corners and a wood rim or PVC edge.
- Grommet in media panel
- TV bracket included. Recommended TV size 42".
- Bookcase with side access and rear access. Each compartment has one adjustable shelf.
- Rear hinged doors for wire access.
- Removable lower panels for wire access.

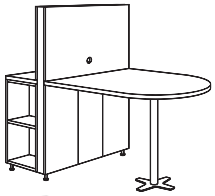
Description	D	W	H	CTN WT	CU FT	① Model	Laminate		Veneer	
							TFL Top	HPL Top	Essentials	Artisan
Media Table	48	54	68	367	51	MTT4854-39MACB	\$5,771	\$5,948		
	48	54	68	367	51	MTV4854-39MACB			\$7,784	\$8,563



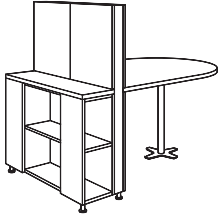
- bullet shape top
- 48" x 36" worksurface
- 39"h worksurface



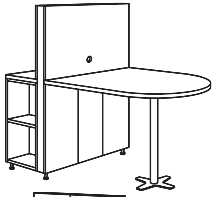
Media Table	48	60	68	385	54	MTT4860-39MACB	\$5,825	\$6,004		
	48	60	68	385	54	MTV4860-39MACB			\$7,831	\$8,615



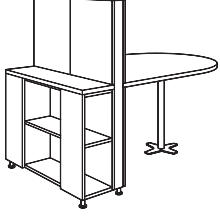
- bullet shape top
- 48" x 42" worksurface
- 39"h worksurface



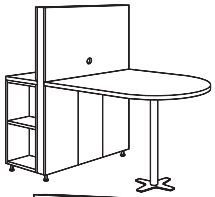
Media Table	48	66	68	403	56	MTT4866-39MACB	\$5,959	\$6,142		
	48	66	68	403	56	MTV4866-39MACB			\$7,956	\$8,752




- bullet shape top
- 48" x 48" worksurface
- 39"h worksurface




Media Table	48	72	68	421	59	MTT4872-39MACB	\$6,019	\$6,205		
	48	72	68	421	59	MTV4872-39MACB			\$8,012	\$8,814




- bullet shape top
- 48" x 54" worksurface
- 39"h worksurface



MOTO

Description	D	W	H	CTN WT	CU FT	① Model	Laminate		Veneer	
							TFL Top	HPL Top	Essentials	Artisan
 <ul style="list-style-type: none"> bullet shape top 48" x 60" worksurface 39"h worksurface 	48	78	68	439	61	MTT4878-39MACB	\$6,087	\$6,275		
	48	78	68	439	61	MTV4878-39MACB			\$8,072	\$8,880

 <ul style="list-style-type: none"> bullet shape top 48" x 66" worksurface 39"h worksurface 	48	84	68	457	64	MTT4884-39MACB	\$6,155	\$6,345		
	48	84	68	457	64	MTV4884-39MACB			\$8,133	\$8,945

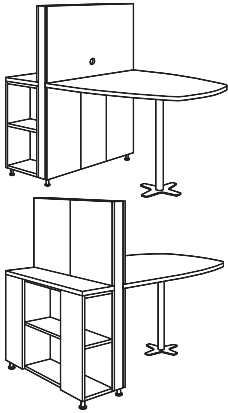
To Order, Specify:

- ① Model Number
- ② Wood Finish [See Wood Finish Options](#)
- ③ Laminate Selection [See Laminate Options](#)
- ④ Optional Wood Feet; add \$75 list [See Wood Feet Finish Options](#)
- ⑤ Optional Power Unit
 - Media Table - Ellora; specify with EC25 and order separately, see page MT64.
- ⑥ Optional Markerboard Back Panel; for 24" unit add \$271 list, for 48" unit add \$527
- ⑦ Deduct TV Bracket; subtract \$186 list
- ⑧ Optional Door Locks; add \$150 list
- ⑨ Optional Coordinating Wood Grain Laminate Table Top - no upcharge. [See Coordinating Laminate Top Options](#)

Specifications

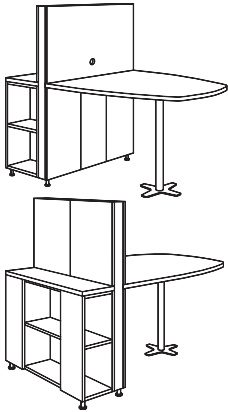
- Metal leg standard with 2 3/8" diameter leveling disc.
- 3" diameter metal support post with integrated leveling and X-base with neoprene pads.
- Plywood construction with glue, dowel, and metal fasteners.
- 1 3/16" thick worksurface with radiused corners and a wood rim or PVC edge.
- Grommet in media panel
- TV bracket included. Recommended TV size 42".
- Bookcase with side access and rear access. Each compartment has one adjustable shelf.
- Rear hinged doors for wire access.
- Removable lower panels for wire access.

Description	D	W	H	CTN WT	CU FT	① Model	Laminate		Veneer	
							TFL Top	HPL Top	Essentials	Artisan
Media Table	48	54	68	365	51	MTT4854-39MACW	\$5,771	\$5,948		
	48	54	68	365	51	MTV4854-39MACW			\$7,784	\$8,563



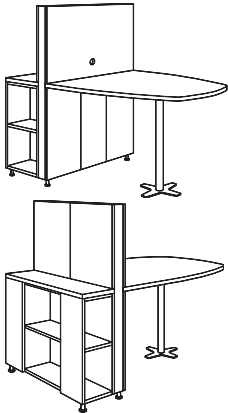
- wedge shape top
- 48" x 36" worksurface
- 39"h worksurface

Media Table	48	60	68	381	53	MTT4860-39MACW	\$5,825	\$6,004		
	48	60	68	381	53	MTV4860-39MACW			\$7,831	\$8,615



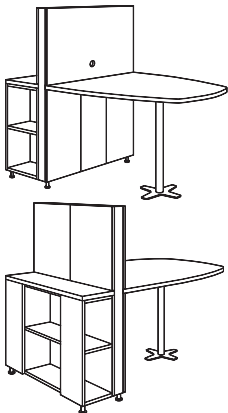
- wedge shape top
- 48" x 42" worksurface
- 39"h worksurface

Media Table	48	66	68	398	56	MTT4866-39MACW	\$5,959	\$6,142		
	48	66	68	398	56	MTV4866-39MACW			\$7,956	\$8,752



- wedge shape top
- 48" x 48" worksurface
- 39"h worksurface

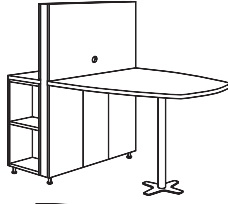
Media Table	48	72	68	414	58	MTT4872-39MACW	\$6,019	\$6,205		
	48	72	68	414	58	MTV4872-39MACW			\$8,012	\$8,814



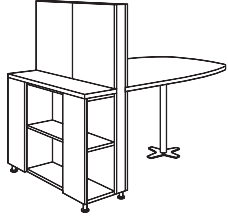
- wedge shape top
- 48" x 54" worksurface
- 39"h worksurface

MOTO

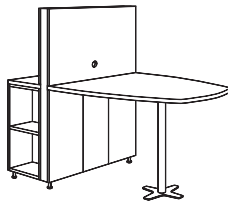
Description	D	W	H	CTN WT	CU FT	① Model	Laminate		Veneer	
							TFL Top	HPL Top	Essentials	Artisan
Media Table	48	78	68	431	60	MTT4878-39MACW	\$6,087	\$6,275		
	48	78	68	431	60	MTV4878-39MACW			\$8,072	\$8,880



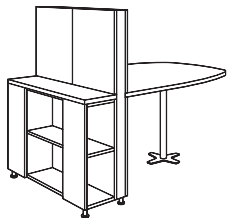
- wedge shape top
- 48" x 60" worksurface
- 39"h worksurface



Media Table	48	84	68	447	63	MTT4884-39MACW	\$6,155	\$6,345		
	48	84	68	447	63	MTV4884-39MACW			\$8,133	\$8,945



- wedge shape top
- 48" x 66" worksurface
- 39"h worksurface



To Order, Specify:

- ① Model Number
- ② Wood Finish [See Wood Finish Options](#)
- ③ Laminate Selection [See Laminate Options](#)
- ④ Optional Wood Feet; add \$75 list [See Wood Feet Finish Options](#)
- ⑤ Optional Power Unit
 - Media Table - Ellora; specify with EC25 and order separately, see page MT64.
- ⑥ Optional Markerboard Back Panel; for 24" unit add \$271 list, for 48" unit add \$527
- ⑦ Deduct TV Bracket; subtract \$186 list
- ⑧ Optional Door Locks; add \$150 list
- ⑨ Optional Coordinating Wood Grain Laminate Table Top - no upcharge. [See Coordinating Laminate Top Options](#)


Specifications

- Metal leg standard with 2 3/8" diameter leveling disc.
- 3" diameter metal support post with integrated leveling and X-base with neoprene pads.
- Plywood construction with glue, dowel, and metal fasteners.
- 1 3/16" thick worksurface with radiused corners and a wood rim or PVC edge.
- Grommet in media panel
- TV bracket included. Recommended TV size 42".
- Bookcase with side access and rear access. Each compartment has one adjustable shelf.
- Rear hinged doors for wire access.
- Removable lower panels for wire access.


Description	D	W	H	CTN WT	CU FT	① Model	Laminate		Veneer	
							TFL Top	HPL Top	Essentials	Artisan
Wall Dependent Media Table	48	54	58	217	20	MTT4854-28MAWB	\$4,618	\$4,758		
	48	54	58	217	20	MTV4854-28MAWB			\$5,720	\$6,293




- bullet shape top
- 48" x 48" worksurface
- 28"h worksurface




Wall Dependent Media Table	48	60	58	235	23	MTT4860-28MAWB	\$4,683	\$4,827		
	48	60	58	235	23	MTV4860-28MAWB			\$5,779	\$6,354




- bullet shape top
- 48" x 54" worksurface
- 28"h worksurface



Wall Dependent Media Table	48	66	58	253	25	MTT4866-28MAWB	\$4,750	\$4,895		
	48	66	58	253	25	MTV4866-28MAWB			\$5,800	\$6,382




- bullet shape top
- 48" x 60" worksurface
- 28"h worksurface




MOTO

Description	D	W	H	CTN WT	CU FT	① Model	Laminate		Veneer	
							TFL Top	HPL Top	Essentials	Artisan
Wall Dependent Media Table	48	72	58	271	28	MTT4872-28MAWB	\$4,813	\$4,964		
	48	72	58	271	28	MTV4872-28MAWB			\$5,894	\$6,486



- bullet shape top
- 48" x 66" worksurface
- 28"h worksurface




To Order, Specify:

- ① Model Number
- ② Wood Finish [See Wood Finish Options](#)
- ③ Laminate Selection [See Laminate Options](#)
- ④ Optional Wood Feet; add \$75 list [See Wood Feet Finish Options](#)
- ⑤ Optional Power Unit
 - Media Table - Ellora; specify with EC25 and order separately, see page MT64.
- ⑥ Deduct TV Bracket; subtract \$186 list
- ⑦ Optional Door Locks; add \$150 list
- ⑧ Optional Coordinating Wood Grain Laminate Table Top - no upcharge. [See Coordinating Laminate Top Options](#)


Specifications

- Metal leg standard with 2 3/8" diameter leveling disc.
- 3" diameter metal support post with integrated leveling and X-base with neoprene pads.
- Plywood construction with glue, dowel, and metal fasteners.
- 1 3/8" thick worksurface with radiused corners and a wood rim or PVC edge.
- Grommet in media panel
- TV bracket included. Recommended TV size 42".
- Rear hinged doors for wire access.
- Removable lower panels for wire access.
- Intended for use against a wall. Does not attach to the wall.

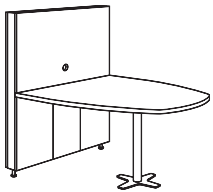
Description	D	W	H	CTN WT	CU FT	① Model	Laminate		Veneer	
							TFL Top	HPL Top	Essentials	Artisan
Wall Dependent Media Table	48	54	58	212	20	MTT4854-28MAWW	\$4,618	\$4,758		
	48	54	58	212	20	MTV4854-28MAWW			\$5,720	\$6,293




- wedge shape top
- 48" x 48" worksurface
- 28"h worksurface




Wall Dependent Media Table	48	60	58	228	22	MTT4860-28MAWW	\$4,683	\$4,827		
	48	60	58	228	22	MTV4860-28MAWW			\$5,779	\$6,354




- wedge shape top
- 48" x 54" worksurface
- 28"h worksurface



Wall Dependent Media Table	48	66	58	245	24	MTT4866-28MAWW	\$4,750	\$4,895		
	48	66	58	245	24	MTV4866-28MAWW			\$5,800	\$6,382




- wedge shape top
- 48" x 60" worksurface
- 28"h worksurface




MOTO

Description	D	W	H	CTN WT	CU FT	① Model	Laminate		Veneer	
							TFL Top	HPL Top	Essentials	Artisan
Wall Dependent Media Table	48	72	58	261	27	MTT4872-28MAWW	\$4,813	\$4,964		
	48	72	58	261	27	MTV4872-28MAWW			\$5,894	\$6,486



- wedge shape top
- 48" x 66" worksurface
- 28"h worksurface



To Order, Specify:

- ① Model Number
- ② Wood Finish [See Wood Finish Options](#)
- ③ Laminate Selection [See Laminate Options](#)
- ④ Optional Wood Feet; add \$75 list [See Wood Feet Finish Options](#)
- ⑤ Optional Power Unit
 - Media Table - Ellora; specify with EC25 and order separately, see page MT64.
- ⑥ Deduct TV Bracket; subtract \$186 list
- ⑦ Optional Door Locks; add \$150 list
- ⑧ Optional Coordinating Wood Grain Laminate Table Top - no upcharge. [See Coordinating Laminate Top Options](#)

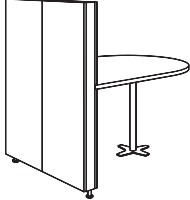
Specifications

- Metal leg standard with 2 3/8" diameter leveling disc.
- 3" diameter metal support post with integrated leveling and X-base with neoprene pads.
- Plywood construction with glue, dowel, and metal fasteners.
- 1 3/16" thick worksurface with radiused corners and a wood rim or PVC edge.
- Grommet in media panel
- TV bracket included. Recommended TV size 42".
- Rear hinged doors for wire access.
- Removable lower panels for wire access.
- Intended for use against a wall. Does not attach to the wall.


Description	D	W	H	CTN WT	CU FT	① Model	Laminate		Veneer	
							TFL Top	HPL Top	Essentials	Artisan
Wall Dependent Media Table	48	42	68	204	17	MTT4842-39MAWB	\$4,614	\$4,755		
	48	42	68	204	17	MTV4842-39MAWB			\$5,769	\$6,347




- bullet shape top
- 48" x 36" worksurface
- 39"h worksurface




Wall Dependent Media Table	48	48	68	222	20	MTT4848-39MAWB	\$4,666	\$4,809		
	48	48	68	222	20	MTV4848-39MAWB			\$5,819	\$6,397




- bullet shape top
- 48" x 42" worksurface
- 39"h worksurface



Wall Dependent Media Table	48	54	68	240	22	MTT4854-39MAWB	\$4,801	\$4,946		
	48	54	68	240	22	MTV4854-39MAWB			\$5,939	\$6,536




- bullet shape top
- 48" x 48" worksurface
- 39"h worksurface



Wall Dependent Media Table	48	60	68	258	25	MTT4860-39MAWB	\$4,864	\$5,014		
	48	60	68	258	25	MTV4860-39MAWB			\$5,999	\$6,599



- bullet shape top
- 48" x 54" worksurface
- 39"h worksurface




MOTO

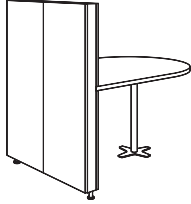
MT58 Moto

Specification information shown at right.


Description	D	W	H	CTN WT	CU FT	① Model	Laminate		Veneer	
							TFL Top	HPL Top	Essentials	Artisan
Wall Dependent Media Table	48	66	68	276	27	MTT4866-39MAWB	\$4,931	\$5,080		
	48	66	68	276	27	MTV4866-39MAWB			\$6,056	\$6,661



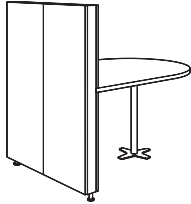
- bullet shape top
- 48" x 60" worksurface
- 39"h worksurface



Wall Dependent Media Table	48	72	68	294	30	MTT4872-39MAWB	\$4,994	\$5,151		
	48	72	68	294	30	MTV4872-39MAWB			\$6,113	\$6,725



- bullet shape top
- 48" x 66" worksurface
- 39" worksurface



To Order, Specify:

- ① Model Number
- ② Wood Finish [See Wood Finish Options](#)
- ③ Laminate Selection [See Laminate Options](#)
- ④ Optional Wood Feet; add \$75 list [See Wood Feet Finish Options](#)
- ⑤ Optional Power Unit
 - Media Table - Ellora; specify with EC25 and order separately, see page MT64.
- ⑥ Deduct TV Bracket; subtract \$186 list
- ⑦ Optional Door Locks; add \$150 list
- ⑧ Optional Coordinating Wood Grain Laminate Table Top - no upcharge. [See Coordinating Laminate Top Options](#)


Specifications

- Metal leg standard with 2 3/8" diameter leveling disc.
- 3" diameter metal support post with integrated leveling and X-base with neoprene pads.
- Plywood construction with glue, dowel, and metal fasteners.
- 1 3/8" thick worksurface with radiused corners and a wood rim or PVC edge.
- Grommet in media panel
- TV bracket included. Recommended TV size 42".
- Rear hinged doors for wire access.
- Removable lower panels for wire access.
- Intended for use against a wall. Does not attach to the wall.


Description	D	W	H	CTN WT	CU FT	① Model	Laminate		Veneer	
							TFL Top	HPL Top	Essentials	Artisan
Wall Dependent Media Table	48	42	68	202	17	MTT4842-39MAWW	\$4,614	\$4,755		
	48	42	68	202	17	MTV4842-39MAWW			\$5,769	\$6,347




- wedge shape top
- 48" x 36" worksurface
- 39"h worksurface



Wall Dependent Media Table	48	48	68	218	19	MTT4848-39MAWW	\$4,666	\$4,809		
	48	48	68	218	19	MTV4848-39MAWW			\$5,819	\$6,397




- wedge shape top
- 48" x 42" worksurface
- 39"h worksurface



Wall Dependent Media Table	48	54	68	235	22	MTT4854-39MAWW	\$4,801	\$4,946		
	48	54	68	235	22	MTV4854-39MAWW			\$5,939	\$6,536




- wedge shape top
- 48" x 48" worksurface
- 39"h worksurface



Wall Dependent Media Table	48	60	68	251	24	MTT4860-39MAWW	\$4,864	\$5,014		
	48	60	68	251	24	MTV4860-39MAWW			\$5,999	\$6,599



- wedge shape top
- 48" x 54" worksurface
- 39"h worksurface




MOTO

Description	D	W	H	CTN WT	CU FT	① Model	Laminate		Veneer	
							TFL Top	HPL Top	Essentials	Artisan
Wall Dependent Media Table	48	66	68	268	26	MTT4866-39MAWW	\$4,931	\$5,080		
	48	66	68	268	26	MTV4866-39MAWW			\$6,056	\$6,661




- wedge shape top
- 48" x 60" worksurface
- 39"h worksurface



Wall Dependent Media Table	48	72	68	284	29	MTT4872-39MAWW	\$4,994	\$5,151		
	48	72	68	284	29	MTV4872-39MAWW			\$6,113	\$6,725



- wedge shape top
- 48" x 66" worksurface
- 39"h worksurface



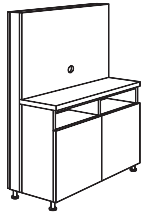
To Order, Specify:

- ① Model Number
- ② Wood Finish [See Wood Finish Options](#)
- ③ Laminate Selection [See Laminate Options](#)
- ④ Optional Wood Feet; add \$75 list [See Wood Feet Finish Options](#)
- ⑤ Optional Power Unit
 - Media Table - Ellora; specify with EC25 and order separately, see page MT64.
- ⑥ Deduct TV Bracket; subtract \$186 list
- ⑦ Optional Door Locks; add \$150 list
- ⑧ Optional Coordinating Wood Grain Laminate Table Top - no upcharge. [See Coordinating Laminate Top Options](#)

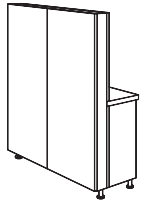
Specifications

- Metal leg standard with 2 3/8" diameter leveling disc.
- 3" diameter metal support post with integrated leveling and X-base with neoprene pads.
- Plywood construction with glue, dowel, and metal fasteners.
- 1 3/8" thick worksurface with radiused corners and a wood rim or PVC edge.
- Grommet in media panel
- TV bracket included. Recommended TV size 42".
- Rear hinged doors for wire access.
- Removable lower panels for wire access.
- Intended for use against a wall. Does not attach to the wall.

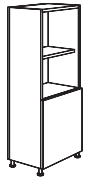
Description	D	W	H	CTN WT	CU FT	① Model	Laminate		Veneer	
							TFL Top	HPL Top	Essentials	Artisan
Media Credenza	18	48	58	280	35	MTT1848MCW	\$3,927	\$4,046		
	18	48	58	280	35	MTV1848MCW			\$5,500	\$6,052



- 13" x 48" top surface
- 2 door cabinet



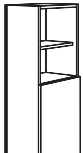
Description	D	W	H	CTN WT	CU FT	① Model	Laminate	Veneer	
								Essentials	Artisan
Bookcase Storage	18	24	58	176	19	MTT1824-58SDR	\$1,523		
	18	24	58	176	19	MTV1824-58SDR		\$2,202	\$2,424
	18	24	58	176	19	MTT1824-58SDL	\$1,523		
	18	24	58	176	19	MTV1824-58SDL		\$2,202	\$2,424



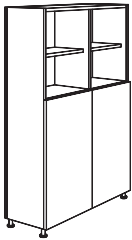
- door hinge left or right

Bookcase Storage	18	48	58	227	35	MTT1848-58SDC	\$1,718		
	18	48	58	227	35	MTV1848-58SDC		\$2,408	\$2,652



Description	D	W	H	CTN WT	CU FT	① Model	Laminate	Essentials Veneer	Artisan Veneer
	18	24	68	199	22	MTT1824-68SDR	\$1,590		
	18	24	68	199	22	MTV1824-68SDR		\$2,287	\$2,514
	18	24	68	199	22	MTT1824-68SDL	\$1,590		
	18	24	68	199	22	MTV1824-68SDL		\$2,287	\$2,514

· door hinge left or right

Bookcase Storage	18	48	68	268	41	MTT1848-68SDC	\$1,902		
	18	48	68	268	41	MTV1848-68SDC		\$2,643	\$2,909

To Order, Specify:

- ① Model Number
- ② Wood Finish [See Wood Finish Options](#)
- ③ Laminate Selection [See Laminate Options](#)
- ④ Optional Wood Feet; add \$75 list [See Wood Feet Finish Options](#)
- ⑤ Optional Power Unit
 - Media Credenza - Ellora; specify with EC25 and order separately, see page MT64.
- ⑥ Optional Markerboard Back Panel; for 24" unit add \$271 list, for 48" unit add \$527
- ⑦ Deduct TV Bracket; subtract \$186 list
- ⑧ Optional Door Locks; add \$150 lists

Specifications


Media Credenza

- Metal leg standard with 2 3/8" diameter leveling disc.
- Plywood construction with glue, dowel, and metal fasteners.
- Grommet in media panel
- TV bracket included. Recommended TV size 42".
- Open shelf with hinged door compartment below.
- Rear hinged doors for wire access.

Bookcase Storage

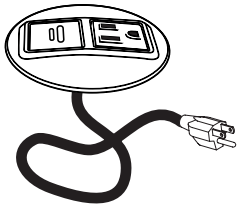
- Metal leg standard with 2 3/8" diameter leveling disc.
- Plywood construction with glue, dowel, and metal fasteners.
- Open shelf with hinged door compartment below.
- Adjustable shelves.

Description	D	W	H	CTN WT	CU FT	① Model	List Price
Moire Power Unit	3 3/8	3 3/8	2	5	1	EC23	\$496



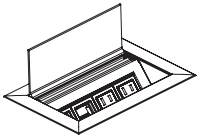
- used in Conical Work Tables
- three power 110 outlets
- one 20-watt USB-C+A
- 72" 3-prong - 15amp plug power feed
- 15amp/110 volt
- specify Black (BK) or White (WH)

Node Power Unit	3 3/8	3 3/8	3/8	5	1	EC24	\$396
-----------------	-------	-------	-----	---	---	------	-------



- used in Linking Drum Tables
- one power
- one 20-watt USB-C+A, 72" cord
- color: black or white

Ellora Power Unit	5 1/2	8 1/2	3 1/2	5	1	EC25	\$759
-------------------	-------	-------	-------	---	---	------	-------



- used in Media Table or Media Credenza
- two power, one 20-watt USB-C+A & one opening for voice/data port, 72" power cord
- adapter kit provided to accept jacks for most port manufactures
- accepts one Type 3 telecom jack
- wire pass-through
- anodized aluminum

To Order, Specify:

- ① Model Number

Newton Order Check List:



NEWTON

Specify:

- 1. Model Number
- 2. Fabric Selection - vendor, pattern and color
- 3. Arm Selection
 - A. Black polyurethane arm caps - standard
 - B. Aluminum Arm with black polyurethane arm caps - add \$194 list
- 4. Control Selection
 - A. Swivel Tilt Mechanism - standard
 - B. Mid-Pivot Mechanism - add \$153 list
- 5. Base Selection
 - A. Aluminum Base - add \$120 list
 - B. Black Polyurethane - standard
 - standard with casters
 - optional glides - add \$20 list
 - C. Black Pneumatic Jury Base - add \$210 list

Example:

NW5100 | MOMENTUM | VOX | MYSTIC
 (model #) | (fabric vendor) | (pattern name) | (pattern color)

1. Model Number

2. Fabric Selection - Please supply the following:
 Fabric vendor/Pattern name/Pattern color

[For a complete list of JSI Standard and Graded-In Textiles click here](#)

When specifying contrasting upholstery, indicate clearly which upholstery is to be applied to the seat, back and arms. Use higher grade pricing.


- Indicate direction of fabric - Railroaded or Up the Roll
- Please provide illustration, if available

All COM orders must include the following:

- Vendor's name, pattern name and color
- Sample of the fabric attached to order
- Model numbers of items for fabric application
- Special application instructions (e.g., all stripes will be applied front to back unless specified otherwise)
- Customer and purchase order number

Ship prepaid COM material to:
 JSI
 Attn: COM Dept
 201 East Martin Street
 Receiving B, Dock 71
 Orleans, IN 47452

Application of fabric:
 Railroaded Up the Roll



All COM orders will ship at standard lead time from receipt of COM except for orders requiring special custom matched finishes.

3. Arm Selection

- A. Black Polyurethane Arm Caps - standard
- B. Aluminum Arms with Black Polyurethane Arm Caps - add \$194 list

4. Control Selection

- A. Swivel Tilt Mechanism - standard
- B. Mid-Pivot Mechanism with tilt lock - add \$153 list



5. Base Selection

- A. Aluminum Base - add \$120 list
- B. Black Polyurethane - standard
 - standard with casters
 - optional glides - add \$20 list
- C. Black Pneumatic Jury Base - add \$210 list



Pneumatic lift- NOT self-centering - Standard


Newton


STANDARD SCALE


GSA Contract SIN #33721




NEWTON


Description	Model	Specifications	List Price Per Grade
Standard Scale Management Mid Back	NW5100 · armless · black polyurethane base · overall height range is 36 ½ - 40 ¼ · seat height range is 16 ¾ - 20 ½	Dimensions	COM \$1,242
		Overall	A \$1,257
		Seat	B \$1,285
		Upholstery	COL/C \$1,335
		Shipping	D \$1,399
		COM Ydg	E \$1,454
		COL Sq Ft	F \$1,549
			G \$1,651
			H \$1,738
			I \$1,895
			J \$2,080
			L1 \$1,726
			L2 \$1,862


Description	Model	Specifications	List Price Per Grade
Standard Scale Management Mid Back	NW5110 · black polyurethane arms and base · overall height range is 36 ½ - 40 ¼ · seat height range is 16 ¾ - 20 ½ · arm height range is 25 ¼ - 29	Dimensions	COM \$1,401
		Overall	A \$1,416
		Seat	B \$1,444
		Upholstery	COL/C \$1,494
		Shipping	D \$1,558
		COM Ydg	E \$1,613
		COL Sq Ft	F \$1,708
			G \$1,810
			H \$1,897
			I \$2,054
			J \$2,239
			L1 \$1,885
			L2 \$2,021


Description	Model	Specifications	List Price Per Grade
Standard Scale Executive High Back	NW5120 · armless · black polyurethane base · overall height range is 44 ¾ - 48 ½ · seat height range is 16 ¾ - 20 ½	Dimensions	COM \$1,518
		Overall	A \$1,535
		Seat	B \$1,567
		Upholstery	COL/C \$1,624
		Shipping	D \$1,698
		COM Ydg	E \$1,760
		COL Sq Ft	F \$1,869
			G \$1,985
			H \$2,085
			I \$2,264
			J \$2,476
			L1 \$2,071
			L2 \$2,227

Description	Model	Specifications	List Price Per Grade
Standard Scale Executive High Back	NW5121 · black polyurethane arms and base · overall height range is 44 ¾ - 48 ½ · seat height range is 16 ¾ - 20 ½ · arm height range is 25 ¼ - 29	Dimensions	COM \$1,697
		Overall	A \$1,714
		Seat	B \$1,746
		Upholstery	COL/C \$1,803
		Shipping	D \$1,877
		COM Ydg	E \$1,939
		COL Sq Ft	F \$2,048
			G \$2,164
			H \$2,264
			I \$2,443
			J \$2,655
			L1 \$2,250
			L2 \$2,406

GRAND SCALE

Description	1 Model	Specifications				List Price Per Grade	
Grand Scale Management Mid Back 	NW5130 <ul style="list-style-type: none"> armless black polyurethane base overall height range is 37 1/2 - 41 1/4 seat height range is 16 3/4 - 20 1/2 	Dimensions	D	W	H	COM	\$1,290
		Overall	26 1/2	26 1/2	41 1/4	A	\$1,305
		Seat	19 1/4	21 1/4	20 1/2	B	\$1,333
		Upholstery	Shipping			COL/C	\$1,383
		COM Ydg	1 3/4	Ctn Wt	36	D	\$1,447
		COL Sq Ft	32	Cu Ft	17	E	\$1,502
						F	\$1,597
						G	\$1,699
						H	\$1,786
						I	\$1,943
						J	\$2,128
						L1	\$1,774
						L2	\$1,910

Grand Scale Management Mid Back 	NW5140 <ul style="list-style-type: none"> black polyurethane arms and base overall height range is 37 1/2 - 41 1/4 seat height range is 16 3/4 - 20 1/2 arm height range is 25 1/4 - 29 	Dimensions	D	W	H	COM	\$1,454
		Overall	26 1/2	26 1/2	41 1/4	A	\$1,469
		Seat	19 1/4	21 1/4	20 1/2	B	\$1,497
		Arm			29	COL/C	\$1,547
		Upholstery	Shipping			D	\$1,611
		COM Ydg	1 3/4	Ctn Wt	40	E	\$1,666
		COL Sq Ft	32	Cu Ft	17	F	\$1,761
						G	\$1,863
						H	\$1,950
						I	\$2,107
						J	\$2,292
						L1	\$1,938
						L2	\$2,074

Grand Scale Executive High Back 	NW5151 <ul style="list-style-type: none"> black polyurethane arms and base overall height range is 45 3/4 - 49 1/2 seat height range is 16 3/4 - 20 1/2 arm height range is 25 1/4 - 29 	Dimensions	D	W	H	COM	\$1,743
		Overall	26 1/2	26 1/2	49 1/2	A	\$1,762
		Seat	19 1/4	21 1/4	20 1/2	B	\$1,799
		Arm			29	COL/C	\$1,863
		Upholstery	Shipping			D	\$1,945
		COM Ydg	2 1/4	Ctn Wt	48	E	\$2,015
		COL Sq Ft	41	Cu Ft	19	F	\$2,138
						G	\$2,269
						H	\$2,381
						I	\$2,582
						J	\$2,820
						L1	\$2,365
						L2	\$2,540

To Order, Specify:

- 1 Model Number
- 2 Fabric Selection - vendor, pattern and color
Visit www.jsifurniture.com/finishes-and-materials/textiles for our textiles program. See selection of standard and graded in manufacturers and patterns.
- 3 Arm Selection
 - A. Black Polyurethane Arm Caps - standard
 - B. Aluminum Arm with Black Polyurethane Arm Caps - add \$194 list
- 4 Control Selection
 - A. Swivel Tilt Mechanism - standard
 - B. Mid-Pivot Mechanism - add \$153 list
- 5 Base Selection
 - A. Aluminum Base - add \$120 list
 - B. Black Polyurethane Base - standard
- standard with casters
- optional glides - add \$20 list
 - C. Black Pneumatic Jury Base - add \$210 list

Specifications

- Wood species - Solid Birch plywood.
- Mortise and tenon construction with corner blocks, glue and screws.
- Seat has 3 1/2" polyurethane foam with Dacron® wrap.
- Back has synthetic sheet webbing and 1" polyurethane foam.
- All models standard with swivel, tilt, pneumatic lift, tension adjustment and dual wheel casters.

Oxley Bench Order Check List:



Specify:

- 1. Model Number
- 2. Fabric Selection - vendor, pattern and color
- 3. Metal Frame Color - Arctic Silver (ASL), Matte Black (MBK), Pewter (PEW) or Soft Nickel (SNK)

Example:

OX2178Q | **MOMENTUM** | **BANGLE** | **CORK** | **ASL**
 (model #) | (fabric vendor) | (pattern name) | (pattern color) | (metal frame color)

1. Model Number

2. Fabric Selection - Please supply the following:

Fabric vendor/Pattern name/Pattern color

JSI's full standard and graded in program is available on the standard "P" models.

[For a complete list of JSI Standard and Graded-In Textiles click here](#)

To ensure the best aesthetical and functional fit, a refined offering of upholsteries is being offered on the Quilted (Q) and Tufted (T) models. Leather NOT offered on Quilted (Q) models; contact Customer Service for availability

All COM orders must include the following:

- Vendor's name, pattern name and color
- Sample of the fabric attached to the order
- Model numbers of items for fabric application
- Special application instructions
- Customer and purchase order number

Ship prepaid COM

material to:

JSI
 Attn: COM Dept
 201 East Martin Street
 Receiving B, Dock 71
 Orleans, IN 47452

All COM orders will ship at standard lead time from receipt of COM except for orders requiring special custom matched finishes.

3. Metal Frame Color - specify color:

ABZ	Aged Bronze	PEW	Pewter
ASL	Arctic Silver	SBZ	Soft Bronze
GLD	Gold	SNK	Soft Nickel
MBK	Matte Black		

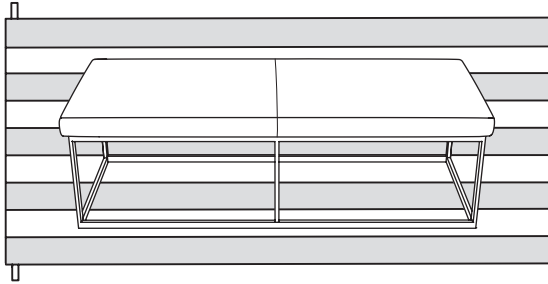
JSI's extended powdercoat program of bright colors is available, upon request, on Oxley. Contact Customer Service for a specific quote based on qty of units.

Upholstery Application

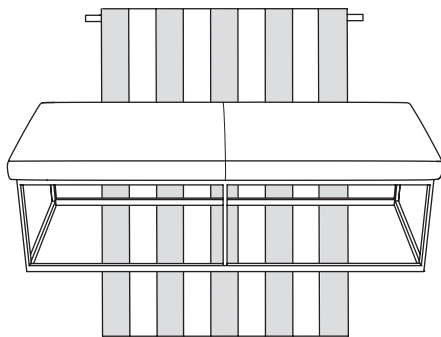
Fabric will be applied differently on the Oxley Benches dependent on style to best accommodate yardage use and aesthetics. Please see below graphics to help understand the different application methods. For **Plain (P)** models, the standard application will be “up the roll”, whereas for **Quilted (Q)** or **Tufted (T)** models, the standard application will be “railroaded”. Customers wanting fabric to be applied differently than stated above can be accommodated upon request. Additional seaming may be needed pending fabric width and textile repeat match, contact Customer Service with questions.

Leather not offered on Quilted (Q) models.

“Railroaded”




“Nap” or “Up the Roll”




Upholstery Detail Selection

Oxley offers three types of upholstery detail: Plain, Quilted, and Tufted.


Plain



Quilted



Tufted

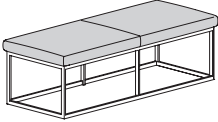


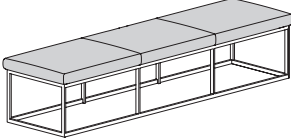
Metal Frame Construction

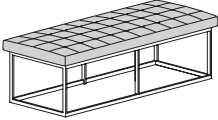
The frame is constructed of 1/2" x 1" rectangular fabricated steel. It is powdercoated with your choice of the following colors: Arctic Silver, Matte Black, Pewter, and Soft Nickel.

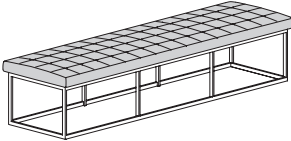


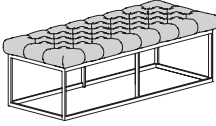
OXLEY

Description	① Model	Specifications				List Price Per Grade
Single Seat Bench 	OX2152P · upholstered seat · metal frame	Dimensions	D	W	H	COM \$2,025
		Overall	20 ¾	52 ½	17	A \$2,044
		Seat	20 ¾	52 ½	17	B \$2,081
		Upholstery	Shipping			COL/C \$2,145
		COM Ydg	2 ¼	Ctn Wt	47	D \$2,227
		COL Sq Ft	54	Cu Ft	14	E \$2,297
						F \$2,420
						G \$2,551
						H \$2,663
						I \$2,864
						J \$3,102
						L1 \$2,787
						L2 \$2,997

Description	① Model	Specifications				List Price Per Grade
Double Seat Bench 	OX2178P · upholstered seat · metal frame	Dimensions	D	W	H	COM \$2,374
		Overall	20 ¾	78 ½	17	A \$2,401
		Seat	20 ¾	78 ½	17	B \$2,454
		Upholstery	Shipping			COL/C \$2,546
		COM Ydg	3 ¼	Ctn Wt	68	D \$2,665
		COL Sq Ft	78	Cu Ft	21	E \$2,767
						F \$2,944
						G \$3,133
						H \$3,296
						I \$3,586
						J \$3,930
						L1 \$3,475
						L2 \$3,778

Description	① Model	Specifications				List Price Per Grade
Single Seat Quilted Bench 	OX2152Q · quilted seat · refined upholstery selection · metal frame · leather NOT available	Dimensions	D	W	H	COM \$2,216
		Overall	20 ¾	52 ½	17	A \$2,235
		Seat	20 ¾	52 ½	17	B \$2,272
		Upholstery	Shipping			C \$2,336
		COM Ydg	2 ¼	Ctn Wt	47	D \$2,418
				Cu Ft	14	E \$2,488
						F \$2,611
						G \$2,742
						H \$2,854
						I \$3,055
						J \$3,293

Description	① Model	Specifications				List Price Per Grade
Double Seat Quilted Bench 	OX2178Q · quilted seat · refined upholstery selection · metal frame · leather NOT available	Dimensions	D	W	H	COM \$2,638
		Overall	20 ¾	78 ½	17	A \$2,667
		Seat	20 ¾	78 ½	17	B \$2,724
		Upholstery	Shipping			C \$2,824
		COM Ydg	3 ½	Ctn Wt	68	D \$2,952
				Cu Ft	21	E \$3,061
						F \$3,251
						G \$3,456
						H \$3,630
						I \$3,943
						J \$4,313

Description	① Model	Specifications				List Price Per Grade	
Single Seat Tufted Bench 	OX2152T · fold tufted seat · refined upholstery selection · metal frame	Dimensions				COM \$2,652 A \$2,683 B \$2,744 COL/C \$2,851 D \$2,988 E \$3,105 F \$3,309 G \$3,528 H \$3,715 I \$4,050 J \$4,447 L1 \$4,047 L2 \$4,428	
		Overall	21 ½	53 ¾	17 ¾		
		Seat	21 ½	53 ¾	17 ¾		
		Upholstery		Shipping			
		COM Ydg	3 ¾	Ctn Wt	47		
		COL Sq Ft	98	Cu Ft	14		
		Dimensions					COM \$3,208 A \$3,249 B \$3,331 COL/C \$3,473 D \$3,656 E \$3,812 F \$4,084 G \$4,376 H \$4,626 I \$5,072 J \$5,601 L1 \$5,057 L2 \$5,563
		Overall	21 ½	79 ¾	17 ¾		
		Seat	21 ½	79 ¾	17 ¾		
		Upholstery		Shipping			
COM Ydg	5	Ctn Wt	68				
COL Sq Ft	130	Cu Ft	21				
Dimensions				COM \$3,208 A \$3,249 B \$3,331 COL/C \$3,473 D \$3,656 E \$3,812 F \$4,084 G \$4,376 H \$4,626 I \$5,072 J \$5,601 L1 \$5,057 L2 \$5,563			
Overall	21 ½	79 ¾	17 ¾				
Seat	21 ½	79 ¾	17 ¾				
Upholstery		Shipping					
COM Ydg	5	Ctn Wt	68				
COL Sq Ft	130	Cu Ft	21				

OXLEY

To Order, Specify:

- ① Model Number
- ② Fabric Selection - vendor, pattern and color
 Visit www.jsifurniture.com/finishes-and-materials/textiles for our textiles program. See selection of standard and graded in manufacturers and patterns.
- ③ Metal Frame Color [See Metal Frame Color Options](#)

Specifications

- Vented plywood seat board.
- Seat has high density high resilience polyurethane foam.
- Powdercoated fabricated steel frame.
- Standard with nylon glides.

Pillows Order Check List:



Specify:

- 1. Model Number
- 2. Fabric Selection - vendor, pattern and color
- 3. Optional Contrasting Welt or Button; add \$27 list
- 4. Optional Single Color Contrasting Welt and Button; add \$41 list

Example:

PW1414PW (model #)	MAHARAM (fabric vendor)	MESSENGER (pattern)	PERIDOT (color)
-----------------------	----------------------------	------------------------	--------------------

1. Model Number

- 2. Fabric Selection** - JSI offers Maharam carded and graded in fabric on our pillows. All other fabrics will need to be ordered as COM. Please supply the following:
 Pattern name Pattern color

[For a complete list of JSI Graded-In Maharam Fabric suggested for Pillows, click here](#)

All COM orders must include the following:

- Vendor's name, pattern name and color
- Sample of the fabric attached to the order
- Model numbers of items for fabric application
- Special application instructions (e.g., all stripes will be applied front to back unless specified otherwise)
- Customer and purchase order number

Ship prepaid COM

material to:

JSI
 Attn: COM Dept
 201 East Martin Street
 Receiving B, Dock 71
 Orleans, IN 47452


All COM orders will ship at standard lead time from receipt of COM except for orders requiring special custom matched finishes.


3. Optional Contrasting Welt or Button -


Maharam's Mode pattern is suggested. COM can also be selected. Please supply the following:
 Fabric vendor Pattern name Pattern color

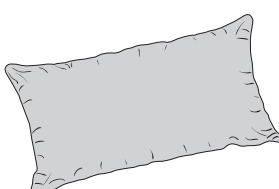
4. Optional Single Color Contrasting Welt and Button -

Maharam's Mode pattern is suggested. COM can also be selected. Please supply the following:
 Fabric vendor Pattern name Pattern color

Description	1 Model	Specifications			List Price Per Grade	
Pillow 	PW1414P · directional fabric is applied random and may not match from pillow to pillow	Dimensions	D	W	H	COM \$171
		Overall	14	14	5	C \$198
		Upholstery	Shipping			D \$216
		COM Ydg	½	Ctn Wt	3	E \$232
				Cu Ft	2	F \$259
				G \$288		
				H \$313		
				I \$358		
				J \$411		

Pillow 	PW1616P · directional fabric is applied random and may not match from pillow to pillow	Dimensions	D	W	H	COM \$209
		Overall	16	16	5	C \$249
		Upholstery	Shipping			D \$277
		COM Ydg	½	Ctn Wt	3	E \$300
				Cu Ft	2	F \$341
				G \$385		
				H \$422		
				I \$489		
				J \$568		

Pillow 	PW1818P · directional fabric is applied random and may not match from pillow to pillow	Dimensions	D	W	H	COM \$231
		Overall	18	18	5	C \$271
		Upholstery	Shipping			D \$299
		COM Ydg	¾	Ctn Wt	3	E \$322
				Cu Ft	2	F \$363
				G \$407		
				H \$444		
				I \$511		
				J \$590		

Pillow 	PW1221P · directional fabric is applied random and may not match from pillow to pillow	Dimensions	D	W	H	COM \$210
		Overall	12	21	5	C \$237
		Upholstery	Shipping			D \$255
		COM Ydg	½	Ctn Wt	3	E \$271
				Cu Ft	2	F \$298
				G \$327		
				H \$352		
				I \$397		
				J \$450		

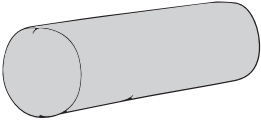
To Order, Specify:


- 1 Model Number
- 2 Maharam Fabric Selection - pattern and color
[For a complete list of JSI Graded-In Maharam Fabric suggested for Pillows](#)
- 3 Optional Single Color Contrasting Welt and Button, specify and add \$41 list for contrasting Maharam Mode or COM.


Specifications


- Pillows have Dacron fiber filled insert.
- Bolster has high resilience polyurethane foam insert.
- Hidden zipper allows for easy cleanability.
- Directional and pattern fabrics are applied random and may not match from pillow to pillow.

PILLOWS

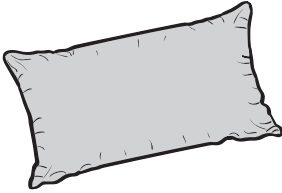
Description	① Model	Specifications			List Price Per Grade	
Bolster 	PW0618B · directional fabric is applied random and may not match from pillow to pillow	Dimensions	D	W	H	COM \$228
		Overall	6	18	6	C \$268
		Upholstery	Shipping			D \$296
		COM Ydg	¾	Ctn Wt	3½	E \$319
				Cu Ft	2	F \$360
						G \$404
						H \$441
						I \$508
						J \$587

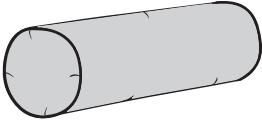
Pillow with Welt 	PW1414PW · directional fabric is applied random and may not match from pillow to pillow · optional contrasting welt add \$27 list for contrasting Maharam Mode or COM	Dimensions	D	W	H	COM \$229
		Overall	14	14	5	C \$269
		Upholstery	Shipping			D \$297
		COM Ydg	¾	Ctn Wt	3	E \$320
				Cu Ft	2	F \$361
						G \$405
						H \$442
						I \$509
						J \$588

Pillow with Welt 	PW1616PW · directional fabric is applied random and may not match from pillow to pillow · optional contrasting welt add \$27 list for contrasting Maharam Mode or COM	Dimensions	D	W	H	COM \$266
		Overall	16	16	5	C \$319
		Upholstery	Shipping			D \$356
		COM Ydg	¾	Ctn Wt	3	E \$387
				Cu Ft	2	F \$442
						G \$500
						H \$550
						I \$639
						J \$745

Pillow with Welt 	PW1818PW · directional fabric is applied random and may not match from pillow to pillow · optional contrasting welt add \$27 list for contrasting Maharam Mode or COM	Dimensions	D	W	H	COM \$289
		Overall	18	18	5	C \$342
		Upholstery	Shipping			D \$379
		COM Ydg	1	Ctn Wt	3	E \$410
				Cu Ft	2	F \$465
						G \$523
						H \$573
						I \$662
						J \$768

PILLOWS

Description	1 Model	Specifications			List Price Per Grade	
Pillow with Welt 	PW1221PW · directional fabric is applied random and may not match from pillow to pillow · optional contrasting welt add \$27 list for contrasting Maharam Mode or COM	Dimensions	D	W	H	COM \$267
		Overall	12	21	5	C \$307
		Upholstery	Shipping		D \$335	E \$358
		COM Ydg	¾	Ctn Wt	3	F \$399
				Cu Ft	2	G \$443
						H \$480
						I \$547
						J \$626


Description	1 Model	Specifications			List Price Per Grade	
Bolster with Welt 	PW0618BW · directional fabric is applied random and may not match from pillow to pillow · optional contrasting welt add \$27 list for contrasting Maharam Mode or COM	Dimensions	D	W	H	COM \$285
		Overall	6	18	6	C \$338
		Upholstery	Shipping		D \$375	E \$406
		COM Ydg	1	Ctn Wt	3 ½	F \$461
				Cu Ft	2	G \$519
						H \$569
						I \$658
						J \$764


To Order, Specify:


- 1 Model Number
- 2 Maharam Fabric Selection - pattern and color
[For a complete list of JSI Graded-In Maharam Fabric suggested for Pillows](#)
- 3 Optional Single Color Contrasting Welt and Button, specify and add \$41 list for contrasting Maharam Mode or COM.

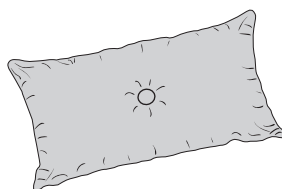
Specifications

- Pillows have Dacron fiber filled insert.
- Bolster has high resilience polyurethane foam insert.
- Hidden zipper allows for easy cleanability.
- Directional and pattern fabrics are applied random and may not match from pillow to pillow.


Description	Model	Specifications	List Price Per Grade																										
Pillow with Button 	PW1414PB · directional fabric is applied random and may not match from pillow to pillow · optional contrasting button add \$27 list for contrasting Maharam Mode or COM	<table border="1"> <thead> <tr> <th>Dimensions</th> <th>D</th> <th>W</th> <th>H</th> </tr> </thead> <tbody> <tr> <td>Overall</td> <td>14</td> <td>14</td> <td>5</td> </tr> </tbody> </table>	Dimensions	D	W	H	Overall	14	14	5	<table border="1"> <tbody> <tr><td>COM</td><td>\$203</td></tr> <tr><td>C</td><td>\$230</td></tr> <tr><td>D</td><td>\$248</td></tr> <tr><td>E</td><td>\$264</td></tr> <tr><td>F</td><td>\$291</td></tr> <tr><td>G</td><td>\$320</td></tr> <tr><td>H</td><td>\$345</td></tr> <tr><td>I</td><td>\$390</td></tr> <tr><td>J</td><td>\$443</td></tr> </tbody> </table>	COM	\$203	C	\$230	D	\$248	E	\$264	F	\$291	G	\$320	H	\$345	I	\$390	J	\$443
		Dimensions	D	W	H																								
Overall	14	14	5																										
COM	\$203																												
C	\$230																												
D	\$248																												
E	\$264																												
F	\$291																												
G	\$320																												
H	\$345																												
I	\$390																												
J	\$443																												
<table border="1"> <thead> <tr> <th>Upholstery</th> <th>Shipping</th> </tr> </thead> <tbody> <tr> <td>COM Ydg</td> <td>½ Ctn Wt 3</td> </tr> <tr> <td></td> <td>Cu Ft 2</td> </tr> </tbody> </table>	Upholstery	Shipping	COM Ydg	½ Ctn Wt 3		Cu Ft 2																							
Upholstery	Shipping																												
COM Ydg	½ Ctn Wt 3																												
	Cu Ft 2																												


Pillow with Button 	PW1616PB · directional fabric is applied random and may not match from pillow to pillow · optional contrasting button add \$27 list for contrasting Maharam Mode or COM	<table border="1"> <thead> <tr> <th>Dimensions</th> <th>D</th> <th>W</th> <th>H</th> </tr> </thead> <tbody> <tr> <td>Overall</td> <td>16</td> <td>16</td> <td>5</td> </tr> </tbody> </table>	Dimensions	D	W	H	Overall	16	16	5	<table border="1"> <tbody> <tr><td>COM</td><td>\$240</td></tr> <tr><td>C</td><td>\$280</td></tr> <tr><td>D</td><td>\$308</td></tr> <tr><td>E</td><td>\$331</td></tr> <tr><td>F</td><td>\$372</td></tr> <tr><td>G</td><td>\$416</td></tr> <tr><td>H</td><td>\$453</td></tr> <tr><td>I</td><td>\$520</td></tr> <tr><td>J</td><td>\$599</td></tr> </tbody> </table>	COM	\$240	C	\$280	D	\$308	E	\$331	F	\$372	G	\$416	H	\$453	I	\$520	J	\$599
		Dimensions	D	W	H																								
Overall	16	16	5																										
COM	\$240																												
C	\$280																												
D	\$308																												
E	\$331																												
F	\$372																												
G	\$416																												
H	\$453																												
I	\$520																												
J	\$599																												
<table border="1"> <thead> <tr> <th>Upholstery</th> <th>Shipping</th> </tr> </thead> <tbody> <tr> <td>COM Ydg</td> <td>¾ Ctn Wt 3</td> </tr> <tr> <td></td> <td>Cu Ft 2</td> </tr> </tbody> </table>	Upholstery	Shipping	COM Ydg	¾ Ctn Wt 3		Cu Ft 2																							
Upholstery	Shipping																												
COM Ydg	¾ Ctn Wt 3																												
	Cu Ft 2																												


Pillow with Button 	PW1818PB · directional fabric is applied random and may not match from pillow to pillow · optional contrasting button add \$27 list for contrasting Maharam Mode or COM	<table border="1"> <thead> <tr> <th>Dimensions</th> <th>D</th> <th>W</th> <th>H</th> </tr> </thead> <tbody> <tr> <td>Overall</td> <td>18</td> <td>18</td> <td>5</td> </tr> </tbody> </table>	Dimensions	D	W	H	Overall	18	18	5	<table border="1"> <tbody> <tr><td>COM</td><td>\$264</td></tr> <tr><td>C</td><td>\$304</td></tr> <tr><td>D</td><td>\$332</td></tr> <tr><td>E</td><td>\$355</td></tr> <tr><td>F</td><td>\$396</td></tr> <tr><td>G</td><td>\$440</td></tr> <tr><td>H</td><td>\$477</td></tr> <tr><td>I</td><td>\$544</td></tr> <tr><td>J</td><td>\$623</td></tr> </tbody> </table>	COM	\$264	C	\$304	D	\$332	E	\$355	F	\$396	G	\$440	H	\$477	I	\$544	J	\$623
		Dimensions	D	W	H																								
Overall	18	18	5																										
COM	\$264																												
C	\$304																												
D	\$332																												
E	\$355																												
F	\$396																												
G	\$440																												
H	\$477																												
I	\$544																												
J	\$623																												
<table border="1"> <thead> <tr> <th>Upholstery</th> <th>Shipping</th> </tr> </thead> <tbody> <tr> <td>COM Ydg</td> <td>¾ Ctn Wt 3</td> </tr> <tr> <td></td> <td>Cu Ft 2</td> </tr> </tbody> </table>	Upholstery	Shipping	COM Ydg	¾ Ctn Wt 3		Cu Ft 2																							
Upholstery	Shipping																												
COM Ydg	¾ Ctn Wt 3																												
	Cu Ft 2																												

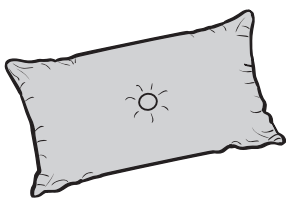
Pillow with Button 	PW1221PB · directional fabric is applied random and may not match from pillow to pillow · optional contrasting button add \$27 list for contrasting Maharam Mode or COM	<table border="1"> <thead> <tr> <th>Dimensions</th> <th>D</th> <th>W</th> <th>H</th> </tr> </thead> <tbody> <tr> <td>Overall</td> <td>12</td> <td>21</td> <td>5</td> </tr> </tbody> </table>	Dimensions	D	W	H	Overall	12	21	5	<table border="1"> <tbody> <tr><td>COM</td><td>\$242</td></tr> <tr><td>C</td><td>\$269</td></tr> <tr><td>D</td><td>\$287</td></tr> <tr><td>E</td><td>\$303</td></tr> <tr><td>F</td><td>\$330</td></tr> <tr><td>G</td><td>\$359</td></tr> <tr><td>H</td><td>\$384</td></tr> <tr><td>I</td><td>\$429</td></tr> <tr><td>J</td><td>\$482</td></tr> </tbody> </table>	COM	\$242	C	\$269	D	\$287	E	\$303	F	\$330	G	\$359	H	\$384	I	\$429	J	\$482
		Dimensions	D	W	H																								
Overall	12	21	5																										
COM	\$242																												
C	\$269																												
D	\$287																												
E	\$303																												
F	\$330																												
G	\$359																												
H	\$384																												
I	\$429																												
J	\$482																												
<table border="1"> <thead> <tr> <th>Upholstery</th> <th>Shipping</th> </tr> </thead> <tbody> <tr> <td>COM Ydg</td> <td>½ Ctn Wt 3</td> </tr> <tr> <td></td> <td>Cu Ft 2</td> </tr> </tbody> </table>	Upholstery	Shipping	COM Ydg	½ Ctn Wt 3		Cu Ft 2																							
Upholstery	Shipping																												
COM Ydg	½ Ctn Wt 3																												
	Cu Ft 2																												

PILLOWS

Description	1 Model	Specifications	List Price Per Grade																												
Pillow with Button and Welt 	PW1414PC · directional fabric is applied random and may not match from pillow to pillow · optional single color contrasting welt and button add \$41 list for contrasting Maharam Mode or COM	<table border="1"> <thead> <tr> <th>Dimensions</th> <th>D</th> <th>W</th> <th>H</th> </tr> </thead> <tbody> <tr> <td>Overall</td> <td>14</td> <td>14</td> <td>5</td> </tr> </tbody> </table>	Dimensions	D	W	H	Overall	14	14	5	<table border="1"> <thead> <tr> <th>COM</th> <th>Price</th> </tr> </thead> <tbody> <tr><td>COM</td><td>\$261</td></tr> <tr><td>C</td><td>\$301</td></tr> <tr><td>D</td><td>\$329</td></tr> <tr><td>E</td><td>\$352</td></tr> <tr><td>F</td><td>\$393</td></tr> <tr><td>G</td><td>\$437</td></tr> <tr><td>H</td><td>\$474</td></tr> <tr><td>I</td><td>\$541</td></tr> <tr><td>J</td><td>\$620</td></tr> </tbody> </table>	COM	Price	COM	\$261	C	\$301	D	\$329	E	\$352	F	\$393	G	\$437	H	\$474	I	\$541	J	\$620
		Dimensions	D	W	H																										
Overall	14	14	5																												
COM	Price																														
COM	\$261																														
C	\$301																														
D	\$329																														
E	\$352																														
F	\$393																														
G	\$437																														
H	\$474																														
I	\$541																														
J	\$620																														
		<table border="1"> <thead> <tr> <th>Upholstery</th> <th colspan="3">Shipping</th> </tr> </thead> <tbody> <tr> <td>COM Ydg</td> <td>¾</td> <td>Ctn Wt</td> <td>3</td> </tr> <tr> <td></td> <td></td> <td>Cu Ft</td> <td>2</td> </tr> </tbody> </table>	Upholstery	Shipping			COM Ydg	¾	Ctn Wt	3			Cu Ft	2																	
Upholstery	Shipping																														
COM Ydg	¾	Ctn Wt	3																												
		Cu Ft	2																												

Pillow with Button and Welt 	PW1616PC · directional fabric is applied random and may not match from pillow to pillow · optional single color contrasting welt and button add \$41 list for contrasting Maharam Mode or COM	<table border="1"> <thead> <tr> <th>Dimensions</th> <th>D</th> <th>W</th> <th>H</th> </tr> </thead> <tbody> <tr> <td>Overall</td> <td>16</td> <td>16</td> <td>5</td> </tr> </tbody> </table>	Dimensions	D	W	H	Overall	16	16	5	<table border="1"> <thead> <tr> <th>COM</th> <th>Price</th> </tr> </thead> <tbody> <tr><td>COM</td><td>\$299</td></tr> <tr><td>C</td><td>\$352</td></tr> <tr><td>D</td><td>\$389</td></tr> <tr><td>E</td><td>\$420</td></tr> <tr><td>F</td><td>\$475</td></tr> <tr><td>G</td><td>\$533</td></tr> <tr><td>H</td><td>\$583</td></tr> <tr><td>I</td><td>\$672</td></tr> <tr><td>J</td><td>\$778</td></tr> </tbody> </table>	COM	Price	COM	\$299	C	\$352	D	\$389	E	\$420	F	\$475	G	\$533	H	\$583	I	\$672	J	\$778
		Dimensions	D	W	H																										
Overall	16	16	5																												
COM	Price																														
COM	\$299																														
C	\$352																														
D	\$389																														
E	\$420																														
F	\$475																														
G	\$533																														
H	\$583																														
I	\$672																														
J	\$778																														
		<table border="1"> <thead> <tr> <th>Upholstery</th> <th colspan="3">Shipping</th> </tr> </thead> <tbody> <tr> <td>COM Ydg</td> <td>1</td> <td>Ctn Wt</td> <td>3</td> </tr> <tr> <td></td> <td></td> <td>Cu Ft</td> <td>2</td> </tr> </tbody> </table>	Upholstery	Shipping			COM Ydg	1	Ctn Wt	3			Cu Ft	2																	
Upholstery	Shipping																														
COM Ydg	1	Ctn Wt	3																												
		Cu Ft	2																												

Pillow with Button and Welt 	PW1818PC · directional fabric is applied random and may not match from pillow to pillow · optional single color contrasting welt and button add \$41 list for contrasting Maharam Mode or COM	<table border="1"> <thead> <tr> <th>Dimensions</th> <th>D</th> <th>W</th> <th>H</th> </tr> </thead> <tbody> <tr> <td>Overall</td> <td>18</td> <td>18</td> <td>5</td> </tr> </tbody> </table>	Dimensions	D	W	H	Overall	18	18	5	<table border="1"> <thead> <tr> <th>COM</th> <th>Price</th> </tr> </thead> <tbody> <tr><td>COM</td><td>\$323</td></tr> <tr><td>C</td><td>\$376</td></tr> <tr><td>D</td><td>\$413</td></tr> <tr><td>E</td><td>\$444</td></tr> <tr><td>F</td><td>\$499</td></tr> <tr><td>G</td><td>\$557</td></tr> <tr><td>H</td><td>\$607</td></tr> <tr><td>I</td><td>\$696</td></tr> <tr><td>J</td><td>\$802</td></tr> </tbody> </table>	COM	Price	COM	\$323	C	\$376	D	\$413	E	\$444	F	\$499	G	\$557	H	\$607	I	\$696	J	\$802
		Dimensions	D	W	H																										
Overall	18	18	5																												
COM	Price																														
COM	\$323																														
C	\$376																														
D	\$413																														
E	\$444																														
F	\$499																														
G	\$557																														
H	\$607																														
I	\$696																														
J	\$802																														
		<table border="1"> <thead> <tr> <th>Upholstery</th> <th colspan="3">Shipping</th> </tr> </thead> <tbody> <tr> <td>COM Ydg</td> <td>1</td> <td>Ctn Wt</td> <td>3</td> </tr> <tr> <td></td> <td></td> <td>Cu Ft</td> <td>2</td> </tr> </tbody> </table>	Upholstery	Shipping			COM Ydg	1	Ctn Wt	3			Cu Ft	2																	
Upholstery	Shipping																														
COM Ydg	1	Ctn Wt	3																												
		Cu Ft	2																												

Pillow with Button and Welt 	PW1221PC · directional fabric is applied random and may not match from pillow to pillow · optional single color contrasting welt and button add \$41 list for contrasting Maharam Mode or COM	<table border="1"> <thead> <tr> <th>Dimensions</th> <th>D</th> <th>W</th> <th>H</th> </tr> </thead> <tbody> <tr> <td>Overall</td> <td>12</td> <td>21</td> <td>5</td> </tr> </tbody> </table>	Dimensions	D	W	H	Overall	12	21	5	<table border="1"> <thead> <tr> <th>COM</th> <th>Price</th> </tr> </thead> <tbody> <tr><td>COM</td><td>\$300</td></tr> <tr><td>C</td><td>\$340</td></tr> <tr><td>D</td><td>\$368</td></tr> <tr><td>E</td><td>\$391</td></tr> <tr><td>F</td><td>\$432</td></tr> <tr><td>G</td><td>\$476</td></tr> <tr><td>H</td><td>\$513</td></tr> <tr><td>I</td><td>\$580</td></tr> <tr><td>J</td><td>\$659</td></tr> </tbody> </table>	COM	Price	COM	\$300	C	\$340	D	\$368	E	\$391	F	\$432	G	\$476	H	\$513	I	\$580	J	\$659
		Dimensions	D	W	H																										
Overall	12	21	5																												
COM	Price																														
COM	\$300																														
C	\$340																														
D	\$368																														
E	\$391																														
F	\$432																														
G	\$476																														
H	\$513																														
I	\$580																														
J	\$659																														
		<table border="1"> <thead> <tr> <th>Upholstery</th> <th colspan="3">Shipping</th> </tr> </thead> <tbody> <tr> <td>COM Ydg</td> <td>¾</td> <td>Ctn Wt</td> <td>3</td> </tr> <tr> <td></td> <td></td> <td>Cu Ft</td> <td>2</td> </tr> </tbody> </table>	Upholstery	Shipping			COM Ydg	¾	Ctn Wt	3			Cu Ft	2																	
Upholstery	Shipping																														
COM Ydg	¾	Ctn Wt	3																												
		Cu Ft	2																												

To Order, Specify:


- 1 Model Number
- 2 Maharam Fabric Selection - pattern and color
[For a complete list of JSI Graded-In Maharam Fabric suggested for Pillows](#)
- 3 Optional Single Color Contrasting Welt and Button, specify and add \$41 list for contrasting Maharam Mode or COM.

Specifications


- Pillows have Dacron fiber filled insert.
- Bolster has high resilience polyurethane foam insert.
- Hidden zipper allows for easy cleanability.
- Directional and pattern fabrics are applied random and may not match from pillow to pillow.

Poet - Overview


Peb Lounge Seating




Single Seat
[See page PL10](#)




Two Seat
[See page PL11](#)



Three Seat
[See page PL12](#)

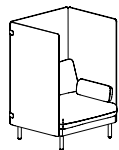


Three Seat Center Bench
[See page PL13](#)

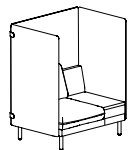


Three Seat Center Table
[See page PL14](#)

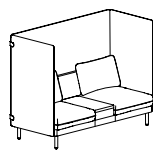
Peb Lounge with Privacy Surround



Single w/Bolster
[See page PL15](#)

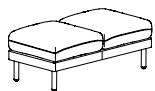


Single w/ Table
[See page PL16](#)

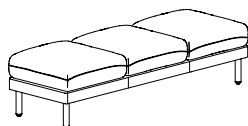


Two Seat w/ Table
[See page PL17](#)

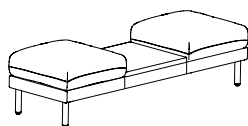
Peb Bench



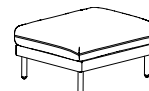
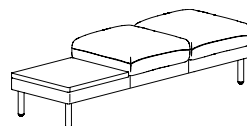
Two Seat
[See page PL18](#)



Three Seat
[See page PL19](#)

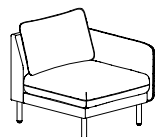


Two Seat w/ Table
[See page PL20](#)




Single Modular
[See page PL41](#)


Peb Modular Seating - Arm




Two Seat
[See page PL22](#)





Two Seat
[See page PL23](#)




Three Seat
[See page PL24](#)



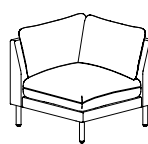
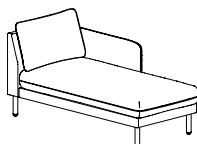
Single or Two Seat w/ Peninsula Arm
[See page PL25](#)



Single or Two Seat w/ Table
[See page PL27](#)

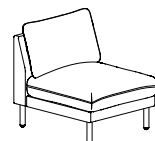


Chaise
[See page PL29](#)




Corner
[See page PL30](#)


Peb Modular Seating - Armless




Two Seat
[See page PL31](#)





Two Seat
[See page PL32](#)




Three Seat
[See page PL33](#)




Single or Two Seat w/ Peninsula Arm
[See page PL34](#)





Two Seat w/ Bench
[See page PL35](#)



Single Seat w/ Table
[See page PL37](#)




Two Seat w/ Table
[See page PL38](#)




Two Seat w/ Two Tables
[See page PL40](#)

Poet - Overview

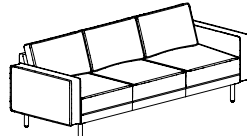
Cube Lounge Seating




Single Seat
[See page PL42](#)




Two Seat
[See page PL43](#)



Three Seat
[See page PL44](#)

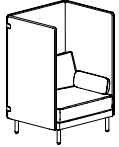


Three Seat Center Bench
[See page PL45](#)

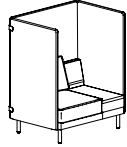


Three Seat Center Table
[See page PL46](#)

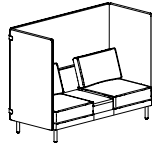
Cube Lounge with Privacy Surround



Single w/Bolster
[See page PL47](#)

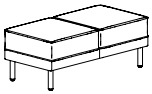


Single w/ Table
[See page PL48](#)

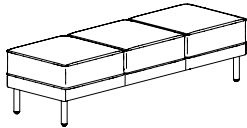


Two Seat w/ Table
[See page PL49](#)

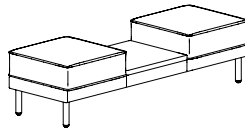
Cube Bench



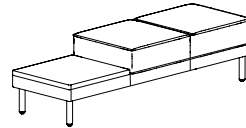
Two Seat
[See page PL50](#)



Three Seat
[See page PL51](#)




Two Seat w/ Table
[See page PL52](#)

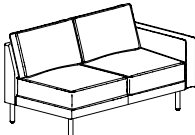


Single Modular
[See page PL73](#)

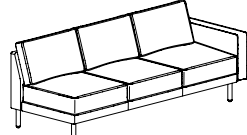
Cube Modular Seating - Arm




Two Seat
[See page PL54](#)




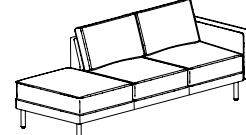
Two Seat
[See page PL55](#)




Three Seat
[See page PL56](#)



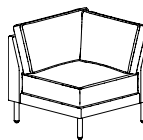

Single or Two Seat w/ Peninsula Arm
[See page PL57](#)



Single or Two Seat w/ Table
[See page PL59](#)

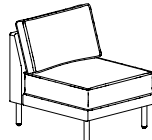


Chaise
[See page PL61](#)

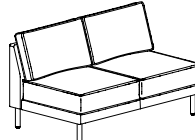


Corner
[See page PL62](#)

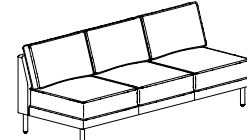
Cube Modular Seating - Armless




Two Seat
[See page PL63](#)



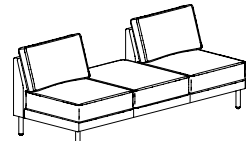
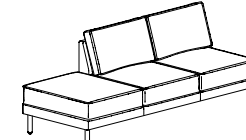
Two Seat
[See page PL64](#)




Three Seat
[See page PL65](#)



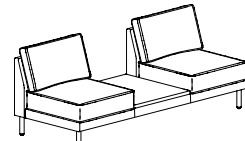
Single or Two Seat w/ Peninsula Arm
[See page PL66](#)




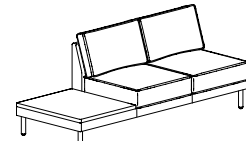
Two Seat w/ Bench
[See page PL67](#)



Single Seat w/Table
[See page PL69](#)



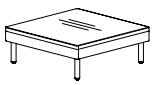
Two Seat w/ Table
[See page PL70](#)



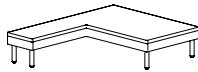
Two Seat w/ Two Tables
[See page PL72](#)

Poet - Overview

Modular Table

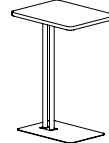


Corner Table
[See page PL74](#)



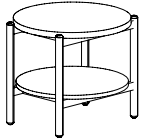
Wrap Table
[See page PL76](#)

Freestanding Table

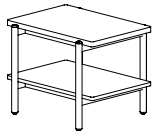


Pull Up Table
[See page PL77](#)

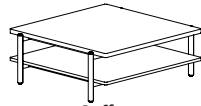
Wood Legs



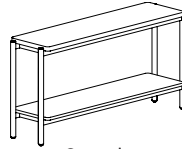
Round Side
[See page PL77](#)



Rectangular Side
[See page PL77](#)



Coffee
[See page PL78](#)

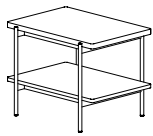


Console
[See page PL78](#)

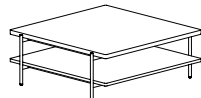
Metal Legs



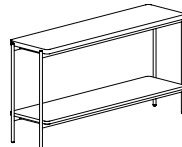
Round Side
[See page PL79](#)



Rectangular Side
[See page PL79](#)

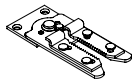
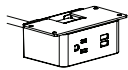


Coffee
[See page PL80](#)



Console
[See page PL80](#)

Accessories



[See page 81](#)

Poet Lounge Order Check List:




- Specify:**
- 1. Model Number
 - 2. Upholstery Selection
 - A. Single Upholstery Models - Vendor, Pattern and Color
 - B. Multiple Upholstery Models (per zone as applicable per model) - Vendor, Pattern and Color
 - 3. Pocket - select arm, leather accent color, upholstery
 - 4. Accent Strap - fabric, brown leather or black leather
 - 5. Top Surface Material - specify material and finish
 - 6. Foot Option - specify wood or metal foot and finish
 - 7. Leg Option - specify wood or metal foot and finish
 - 8. Power Option - specify location and color
 - 9. Ganging Option - specify yes or no

Example:


PLPF21 (model #)	Momentum (fabric vendor)	Fuse (pattern name)	Pepper (pattern color)	NP (pocket)	MF (foot option)	ASL (foot finish)
---------------------	-----------------------------	------------------------	---------------------------	----------------	---------------------	----------------------

1. Model Number

Poet offers two distinct looks combined into one series. Select Peb models for a relaxed style or Cube for a tailored lines. All models are available in each style.




Poet - Peb
PLP ____



Poet - Cube
PLC ____

Ship prepaid COM material to:
JSI
Attn: COM Department
201 East Martin Street
Receiving B, Dock 71
Orleans, IN 47452



Seating: Up the Roll

2a. Upholstery Selection

Please supply the following:
Upholstery vendor/Pattern name/Pattern color

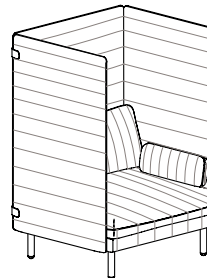
[For a complete list of JSI Graded-In Fabric click here](#)

- Indicate direction of fabric - Railroaded or Up the Roll
- Please provide illustration, if available


All COM orders must include the following:

- Vendor's name, pattern and color
- Sample of the fabric attached to the order
- Model numbers of items for fabric application
- Special application instructions
- Customer and purchase order number

All COM orders will ship at standard lead time from receipt of COM except for orders requiring special custom matched finishes.



Surround: Railroaded
*Leather unavailable



Corner Units: Seat surfaces run diagonal

Upholstery Application

Poet offers the ability to be specified with multiple upholsteries to create a unique look.

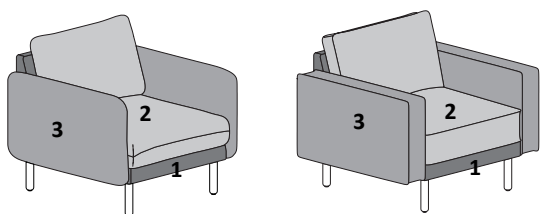
Models ending with a _M designate multiple upholstery zones will be specified. Refer to each product page for upholstery yardage for the complete unit as well as per zone.

Models not ending in a _M will be upholstered in the single upholstery for the complete unit.

Both upholstery styles are presented in the price list and eTools.


Examples of upholstery zones and how to calculate pricing is provided below. Upholstery zones are defined by the style of the unit and are called out on each product page. When specifying multiple upholstery, make sure to identify specific yardage per zone. This can be found at the top of each product page.

Lounge with Arms



Zone 1 = Frame
 Zone 2 = Seat and Back Cushion
 Zone 3 = Arms

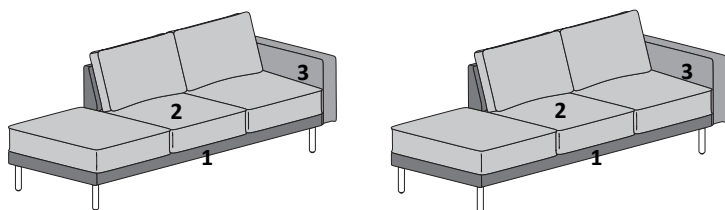
Lounge with Privacy Surround & Bolster



Zone 1 = Frame (Apron & Surround)
 Zone 2 = Seat and Back Cushion
 Zone 3 = Bolster

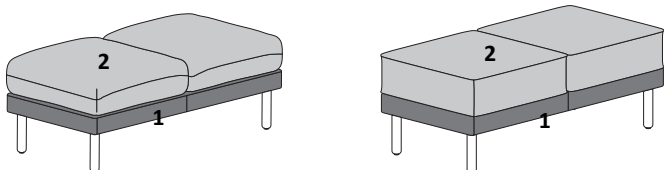
Zone 1 = Frame (Apron & Surround)
 Zone 2 = Seat and Back Cushion

Modular Three Seat with Cushion



Zone 1 = Frame
 Zone 2 = Seat and Back Cushion
 Zone 3 = Arms


Bench




Zone 1 = Frame
 Zone 2 = Seat and Back Cushion

3. Pocket Option:


Select units offer an arm pocket, which are available with and without a leather accent along the top. Additional yardage is required with pocket upholstery matching that of the arm upholstery. Refer to each product page for upcharge for pockets based on the upholstery grade.



Poet Peb chair shown without pocket specified



Poet Peb chair shown with pocket specified

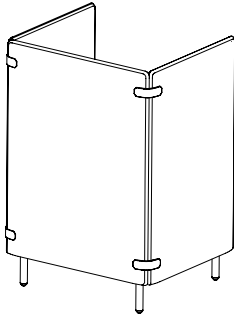


Poet Peb chair shown with pocket and leather accent specified

- | | | | |
|----------------------|----------------------------------------|-----------------------------------------|-----------------------------------------|
| NP No Pockets | LP Left Pocket | RP Right Pocket | BP Both Pockets |
| | LPX - Left Pocket no accent | RPX - Right Pocket no accent | BPX - Both Pockets no accent |
| | LPAR - Left Pocket brown accent | RPAR - Right Pocket brown accent | BPAR - Both Pockets brown accent |
| | LPAK - Left Pocket black accent | RPAK - Right Pocket black accent | BPAK - Both Pockets black accent |

4. Accent Strap:

Models with privacy surrounds have an accent straps at the top and bottom, where the back wraps around to the front. These accent straps are offered in upholstery or leather.



- FA** - Fabric Accent - *upholstery for accent strap matches surround upholstery*
- LA** - Leather Accent, add \$111 upcharge
- BRO** - Brown Leather Accent
- BLK** - Black Leather Accent

5. Top Surface:

ESS Essentials Veneer Collection

- | | |
|----------------------|--------------------|
| BRK Brickdust | MIN Mineral |
| CSK Cask | MCH Mocha |
| CLY Clay | OBK Outback |
| FAW Fawn | PIL Pilsner |
| FLX Flax | SIE Sienna |
| FLN Flint | TRF Truffle |
| LOF Loft | UMB Umber |
| MES Mesa | VAL Valley |

ART Artisan Veneer Collection

- | | |
|-------------------|-------------------|
| BAR Barrel | RAV Raven |
| BUF Buff | RYE Rye |
| CND Cinder | SAB Sable |
| EGR Egret | SAD Saddle |

S Solid Surface

- | | |
|------------------------------|--------------------------|
| ONX Black Onyx Mirage | HST Hot Stone |
| DWH Designer White | SOG Soothing Grey |

T Laminates

- | | |
|----------------------------|----------------------------|
| ALB Alabaster | MES Mesa |
| BEL Belair | MIN Mineral |
| BLK Black | MCH Mocha |
| BRK Brickdust | OBK Outback |
| BBL Bridal Blanco | PIL Pilsner |
| CSK Cask | PIN Pinnacle Walnut |
| CLY Clay | SHD Shadow |
| DWH Designer White | SLG Slate Grey |
| EGR Egret | UMB Umber |
| FAW Fawn | VAL Valley |
| FLN Flint | WLH Walnut Heights |
| FLO Florence Walnut | WEA Weathered Ash |
| LOF Loft | ZEN Zen Grey |

6. Foot:

WF Wood Foot

MAF - Maple Wood Foot

BAR	Barrel	MCH	Mocha
BRK	Brickdust	OBK	Outback
BUF	Buff	PIL	Pilsner
CSK	Cask	PIN	Pinnacle Walnut
CND	Cinder	RAV	Raven
CLY	Clay	RYE	Rye
EGR	Egret	SAB	Sable
FAW	Fawn	SAD	Saddle
FLX	Flax	SIE	Sienna
FLN	Flint	TRF	Truffle
FLO	Florence Walnut	UMB	Umber
LOF	Loft	VAL	Valley
MES	Mesa	WLH	Walnut Heights
MIN	Mineral		

MPF - Maple Paint Wood Foot, add \$47 list upcharge

BKD	Backdrop	NVL	Novel Lilac
BFX	Black Fox	PPL	Patchwork Plum
BRV	Bravado Red	PGR	Pewter Green
BWH	Bright White	QAL	Queen Anne Lilac
BRF	Broccoflower	RPT	Redend Point
BTT	Butternut	ROS	Rose Tan
CCY	Canyon Clay	SAU	Saucy Gold
CHT	Chatroom	SVP	Silverplate
DEN	Denim	SKS	Skyline Steel
GAL	Gale Force	STM	Storm
GRV	Greek Villa	TRC	Tricorn Black
KGR	Kendal Green	UKH	Universal Khaki
NWH	Nonchalant White	WBL	Windy Blue

WAF - Walnut Wood Foot, add \$90 list upcharge

BRK	Brickdust	PIN	Pinnacle Walnut
CSK	Cask	SIE	Sienna
MES	Mesa	TRF	Truffle
MCH	Mocha	UMB	Umber

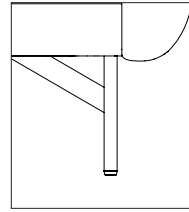
WOL - White Oak Wood Foot, add \$90 list upcharge

BAR	Barrel	LOF	Loft
BUF	Buff	MIN	Mineral
CSK	Cask	RAV	Raven
CND	Cinder	RYE	Rye
EGR	Egret	SAB	Sable
FAW	Fawn	SAD	Saddle
FLN	Flint	UMB	Umber

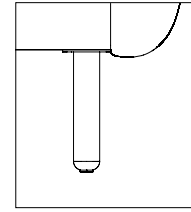
MF Metal Foot

ABZ	Aged Bronze
ASL	Arctic Silver
GLD	Gold
MBK	Matte Black
PEW	Pewter
SBZ	Soft Bronze
SNK	Soft Nickel

** JSI's extended powdercoat program of bright colors is available, upon request. Contact Customer Service for a specific quote based on qty of units.*



Metal (MF)



Wood (WF)

7a. Wood Leg Model:

MAL - Maple Wood Leg

BAR	Barrel	MCH	Mocha
BRK	Brickdust	OBK	Outback
BUF	Buff	PIL	Pilsner
CSK	Cask	PIN	Pinnacle Walnut
CND	Cinder	RAV	Raven
CLY	Clay	RYE	Rye
EGR	Egret	SAB	Sable
FAW	Fawn	SAD	Saddle
FLX	Flax	SIE	Sienna
FLN	Flint	TRF	Truffle
FLO	Florence Walnut	UMB	Umber
LOF	Loft	VAL	Valley
MES	Mesa	WLH	Walnut Heights
MIN	Mineral		

MPL - Maple Paint Wood Leg, add \$47 list upcharge

BKD	Backdrop	NVL	Novel Lilac
BFX	Black Fox	PPL	Patchwork Plum
BRV	Bravado Red	PGR	Pewter Green
BWH	Bright White	QAL	Queen Anne Lilac
BRF	Broccoflower	RPT	Redend Point
BTT	Butternut	ROS	Rose Tan
CCY	Canyon Clay	SAU	Saucy Gold
CHT	Chatroom	SVP	Silverplate
DEN	Denim	SKS	Skyline Steel
GAL	Gale Force	STM	Storm
GRV	Greek Villa	TRC	Tricorn Black
KGR	Kendal Green	UKH	Universal Khaki
NWH	Nonchalant White	WBL	Windy Blue

WAL - Walnut Wood Leg (upcharge applies)

BRK	Brickdust	PIN	Pinnacle Walnut
CSK	Cask	SIE	Sienna
MES	Mesa	TRF	Truffle
MCH	Mocha	UMB	Umber

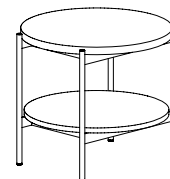
WOL - White Oak Wood Leg (upcharge applies)

BAR	Barrel	LOF	Loft
BUF	Buff	MIN	Mineral
CSK	Cask	RAV	Raven
CND	Cinder	RYE	Rye
EGR	Egret	SAB	Sable
FAW	Fawn	SAD	Saddle
FLN	Flint	UMB	Umber

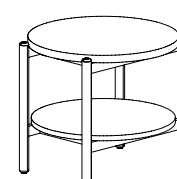
7b. Metal Leg/Metal Frame

ABZ	Aged Bronze	PEW	Pewter
ASL	Arctic Silver	SBZ	Soft Bronze
GLD	Gold	SNK	Soft Nickel
MBK	Matte Black		

** JSI's extended powdercoat program of bright colors is available, upon request. Contact Customer Service for a specific quote based on qty of units.*



Metal Leg

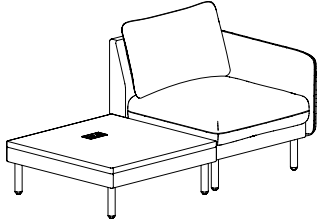


Wood Leg


8. Power:

Power can be specified on the top of worksurfaces integrated with seating units and also the wrap table. Power can not be specified on freestanding occasional tables. The Two Seat/2 Table unit can have power specified on either table or both tables. All other units specify power in a single location.

Power units can be specified in black or white, with the option of a coordinating cord or a graphite accent cord at an upcharge.



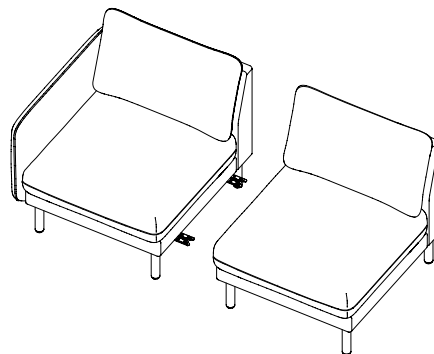
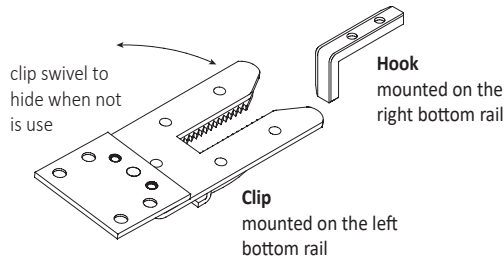
- NSP - No Surface Power
- YSP - Yes Surface Power
 - B - Black Power, add \$441 list upcharge
 - B - Black Cord
 - G - Graphite Cord, add an additional \$197 list upcharge
- W - White Power, add \$441 list upcharge
 - W - White Cord
 - G - Graphite Cord, add an additional \$197 list upcharge



- NSP - No Surface Power
- LSP - Left Surface Power
 - B - Black Power, add \$441 list upcharge
 - B - Black Cord
 - G - Graphite Cord, add an additional \$197 list upcharge
- W - White Power, add \$441 upcharge
 - W - White Cord
 - G - Graphite Cord, add an additional \$197 list upcharge
- RSP - Right Surface Power
 - B - Black Power, add \$441 list upcharge
 - B - Black Cord
 - G - Graphite Cord, add an additional \$197 list upcharge
- W - White Power, add \$441 list upcharge
 - W - White Cord
 - G - Graphite Cord, add an additional \$197 list upcharge
- BSP - Both Surface Power
 - B - Black Power, add \$882 list upcharge
 - B - Black Cord
 - G - Graphite Cord, add an additional \$394 list upcharge
- W - White Power, add \$882 list upcharge
 - W - White Cord
 - G - Graphite Cord, add an additional \$394 list upcharge

9. Ganging:


Modular units have the option to be ganged. Ganging brackets (GP-LINK) can also be ordered separately if the decision is made to gang at a later date. An Alligator Clip assembly is installed to connect lounge and linking drum tables. The clip is installed on the left bottom side rail and the hook is installed on the right bottom side rail. The bottom chair rails are bored to accept either the clip or hook for field re-configurations.



- NGB - No Ganging Bracket
- YGB - Yes Ganging Bracket, add \$53 list upcharge

Description + General Information

Single Seat



- arm pocket available - upholstery same as arm and requires additional yardage, see upcharges below per arm
- undermount power center available - order EC30 separately

Dimensions	D	W	H	Shipping	
Overall	33	35	32	Ctn Wt	82
Seat	22	26 ½	17 ½	Cu Ft	20
Arm			25 ¼		

	Single Upholstery	Frame Zone 1	Seat & Back Zone 2	Arm Zone 3	Pocket (per arm)
COM Ydg	7 ½	2	2 ¾	3	1
COL Sq Ft	150	40	55	60	18

Single Upholstery Specify: Model | Upholstery | Pocket | Foot Style

PLPF21														
	COM	COL	A	B	C	D	E	F	G	H	I	J	L1	L2
Single Uph	\$3,026	\$3,423	\$3,088	\$3,210	\$3,423	\$3,698	\$3,931	\$4,340	\$4,778	\$5,152	\$5,822	\$6,615	\$5,099	\$5,682

Multiple Upholstery Specify: Model | Frame Upholstery | Seat & Back Uph | Arm Uph | Pocket | Foot Style

PLPF21_M														
Base Price: \$3,026		To the Base Price, add the appropriate upcharges by grade, per zone												
	COM	COL	A	B	C	D	E	F	G	H	I	J	L1	L2
Frame - Zone 1	+ n/a	+\$110	+ \$18	+ \$51	+\$110	+\$185	+ \$249	+ \$361	+ \$482	+ \$584	+ \$768	+ \$986	+ \$570	+ \$730
Seat & Back - Zone 2	+ n/a	+\$150	+ \$24	+\$70	+\$150	+\$254	+ \$342	+ \$497	+ \$662	+ \$803	+ \$1,056	+ \$1,356	+ \$783	+ \$1,004
Arm - Zone 3	+ n/a	+\$164	+ \$26	+\$76	+\$164	+\$277	+ \$373	+ \$542	+ \$722	+ \$876	+ \$1,152	+ \$1,479	+ \$855	+ \$1,095


Optional Arm Pocket Available on both Single and Multiple Upholstery Units with Arm Pocket Upholstery matching the Arm.

Pocket Upcharge														
Pricing below represents upcharge for single arm pocket. For pockets on both arms, double the price.														
	COM	COL	A	B	C	D	E	F	G	H	I	J	L1	L2
No Leather Accent	\$138	\$198	\$147	\$166	\$198	\$240	\$281	\$346	\$415	\$489	\$603	\$742	\$466	\$558
With Leather Accent	\$183	\$243	\$193	\$210	\$243	\$285	\$326	\$390	\$459	\$533	\$648	\$787	\$510	\$602

Model	Upholstery	Pocket	Foot Style
PL10 POET	Grade Vendor Pattern Colorway	NP No Pocket LP Left Pocket LPX Right Pocket - No Accent LPAR Left Pocket with Brown Accent LPAK Left Pocket with Black Accent RP Right Pocket RPX Right Pocket - No Accent RPAR Right Pocket with Brown Accent RPAK Right Pocket with Black Accent BP Both Left & Right Pockets BPX Both Pockets - No Accent BPAR Both Pockets with Brown Accent BPAK Both Pockets with Black Accent	WF Wood Foot See Poet Wood Foot Finishes MF Metal Foot See Poet Metal Foot Finishes see foot finish style for pricing

Description + General Information

Two Seat



- arm pocket available - upholstery same as arm and requires additional yardage, see upcharges below per arm
- undermount power center available - order EC30 separately

Dimensions	D	W	H	Shipping	
Overall	33	62	32	Ctn Wt	129
Seat	22	53 ½	17 ½	Cu Ft	34
Arm			25 ¼		

	Single Upholstery	Frame Zone 1	Seat & Back Zone 2	Arm Zone 3	Pocket (per arm)
COM Ydg	11 ¾	3 ½	5 ½	3	1
COL Sq Ft	235	70	110	60	18

Single Upholstery Specify: Model | Upholstery | Pocket | Foot Style

PLPF22														
	COM	COL	A	B	C	D	E	F	G	H	I	J	L1	L2
Single Uph	\$4,236	\$4,858	\$4,333	\$4,524	\$4,858	\$5,288	\$5,654	\$6,294	\$6,980	\$7,567	\$8,616	\$9,859	\$7,483	\$8,397

Multiple Upholstery Specify: Model | Frame Upholstery | Seat & Back Uph | Arm Uph | Pocket | Foot Style

PLPF22_M														
Base Price: \$4,236	To the Base Price, add the appropriate upcharges by grade, per zone													
	COM	COL	A	B	C	D	E	F	G	H	I	J	L1	L2
Frame - Zone 1	+ n/a	+\$191	+ \$30	+ \$89	+\$191	+\$323	+ \$436	+ \$632	+ \$842	+ \$1,022	+ \$1,344	+ \$1,726	+ \$997	+ \$1,277
Seat & Back - Zone 2	+ n/a	+\$300	+ \$47	+\$139	+\$300	+\$508	+ \$684	+ \$993	+ \$1,323	+ \$1,606	+ \$2,112	+ \$2,712	+ \$1,566	+ \$2,007
Arm - Zone 3	+ n/a	+\$164	+ \$26	+\$76	+\$164	+\$277	+ \$373	+ \$542	+ \$722	+ \$876	+ \$1,152	+ \$1,479	+ \$854	+ \$1,095


Optional Arm Pocket Available on both Single and Multiple Upholstery Units with Arm Pocket Upholstery matching the Arm.

Pocket Upcharge														
Pricing below represents upcharge for single arm pocket. For pockets on both arms, double the price.														
	COM	COL	A	B	C	D	E	F	G	H	I	J	L1	L2
No Leather Accent	\$138	\$198	\$147	\$166	\$198	\$240	\$281	\$346	\$415	\$489	\$603	\$742	\$466	\$558
With Leather Accent	\$183	\$243	\$193	\$210	\$243	\$285	\$326	\$390	\$459	\$533	\$648	\$787	\$510	\$602

Model	Upholstery	Pocket	Foot Style
	Grade Vendor Pattern Colorway	NP No Pocket LP Left Pocket LPX Right Pocket - No Accent LPAR Left Pocket with Brown Accent LPAK Left Pocket with Black Accent RP Right Pocket RPX Right Pocket - No Accent RPAR Right Pocket with Brown Accent RPAK Right Pocket with Black Accent BP Both Left & Right Pockets BPX Both Pockets - No Accent BPAR Both Pockets with Brown Accent BPAK Both Pockets with Black Accent see pocket for pricing	WF Wood Foot See Poet Wood Foot Finishes MF Metal Foot See Poet Metal Foot Finishes see foot finish style for pricing

Description + General Information

Three Seat



- arm pocket available - upholstery same as arm and requires additional yardage, see upcharges below per arm
- undermount power center available - order EC30 separately

Dimensions	D	W	H	Shipping	
Overall	33	89	32	Ctn Wt	174
Seat	22	80 ½	17 ½	Cu Ft	48
Arm			25 ½		

	Single Upholstery	Frame Zone 1	Seat & Back Zone 2	Arm Zone 3	Pocket (per arm)
COM Ydg	16 ¼	5 ¼	8 ¼	3	1
COL Sq Ft	325	110	165	60	18

Single Upholstery Specify: Model | Upholstery | Pocket | Foot Style

PLPF23														
	COM	COL	A	B	C	D	E	F	G	H	I	J	L1	L2
Single Uph	\$5,586	\$6,446	\$5,719	\$5,984	\$6,446	\$7,041	\$7,547	\$8,432	\$9,381	\$10,192	\$11,644	\$13,363	\$10,076	\$11,341

Multiple Upholstery Specify: Model | Frame Upholstery | Seat & Back Uph | Arm Uph | Pocket | Foot Style

PLPF23_M														
Base Price: \$5,586	To the Base Price, add the appropriate upcharges by grade, per zone													
	COM	COL	A	B	C	D	E	F	G	H	I	J	L1	L2
Frame - Zone 1	+ n/a	+\$287	+\$45	+\$133	+\$287	+\$485	+\$653	+\$948	+\$1,263	+\$1,533	+\$2,016	+\$2,588	+\$1,495	+\$1,916
Seat & Back - Zone 2	+ n/a	+\$450	+\$70	+\$209	+\$450	+\$761	+\$1,026	+\$1,489	+\$1,985	+\$2,409	+\$3,168	+\$4,067	+\$2,348	+\$3,010
Arm - Zone 3	+ n/a	+\$164	+\$26	+\$76	+\$164	+\$277	+\$373	+\$542	+\$722	+\$876	+\$1,152	+\$1,479	+\$854	+\$1,095


Optional Arm Pocket Available on both Single and Multiple Upholstery Units with Arm Pocket Upholstery matching the Arm.

Pocket Upcharge														
Pricing below represents upcharge for single arm pocket. For pockets on both arms, double the price.														
	COM	COL	A	B	C	D	E	F	G	H	I	J	L1	L2
No Leather Accent	\$138	\$198	\$147	\$166	\$198	\$240	\$281	\$346	\$415	\$489	\$603	\$742	\$466	\$558
With Leather Accent	\$183	\$243	\$193	\$210	\$243	\$285	\$326	\$390	\$459	\$533	\$648	\$787	\$510	\$602

Model	Upholstery	Pocket	Foot Style
PL12 POET	Grade Vendor Pattern Colorway	NP No Pocket LP Left Pocket LPX Right Pocket - No Accent LPAR Left Pocket with Brown Accent LPAK Left Pocket with Black Accent RP Right Pocket RPX Right Pocket - No Accent RPAR Right Pocket with Brown Accent RPAK Right Pocket with Black Accent BP Both Left & Right Pockets BPX Both Pockets - No Accent BPAR Both Pockets with Brown Accent BPAK Both Pockets with Black Accent	WF Wood Foot See Poet Wood Foot Finishes MF Metal Foot See Poet Metal Foot Finishes see foot finish style for pricing
		see pocket for pricing	

Description + General Information

Three Seat with Center Bench



- arm pocket available - upholstery same as arm and requires additional yardage, see upcharges below per arm
- undermount power center available - order EC30 separately

Dimensions	D	W	H	Shipping	
Overall	34	89	32	Ctn Wt	170
Seat	22 & 34	80 ½	17 ½	Cu Ft	50
Arm			25 ¼		

	Single Upholstery	Frame Zone 1	Seat & Back Zone 2	Arm Zone 3	Pocket (per arm)
COM Ydg	14 ½	4 ½	7 ¼	3	1
COL Sq Ft	290	85	145	60	18

Single Upholstery Specify: Model | Upholstery | Pocket | Foot Style

PLPF23B														
	COM	COL	A	B	C	D	E	F	G	H	I	J	L1	L2
Single Uph	\$5,258	\$6,026	\$5,377	\$5,613	\$6,026	\$6,557	\$7,008	\$7,798	\$8,644	\$9,368	\$10,663	\$12,197	\$9,265	\$10,393

Multiple Upholstery Specify: Model | Frame Upholstery | Seat & Back Uph | Arm Uph | Pocket | Foot Style

PLPF23B_M														
Base Price: \$5,258		To the Base Price, add the appropriate upcharges by grade, per zone												
	COM	COL	A	B	C	D	E	F	G	H	I	J	L1	L2
Frame - Zone 1	+ n/a	+\$246	+\$39	+\$114	+\$246	+\$416	+\$560	+\$812	+\$1,083	+\$1,314	+\$1,728	+\$2,219	+\$1,281	+\$1,642
Seat & Back - Zone 2	+ n/a	+\$396	+\$62	+\$183	+\$396	+\$669	+\$902	+\$1,309	+\$1,744	+\$2,117	+\$2,784	+\$3,574	+\$2,064	+\$2,645
Arm - Zone 3	+ n/a	+\$164	+\$26	+\$76	+\$164	+\$277	+\$373	+\$542	+\$722	+\$876	+\$1,152	+\$1,479	+\$854	+\$1,095


Optional Arm Pocket Available on both Single and Multiple Upholstery Units with Arm Pocket Upholstery matching the Arm.

Pocket Upcharge														
Pricing below represents upcharge for single arm pocket. For pockets on both arms, double the price.														
	COM	COL	A	B	C	D	E	F	G	H	I	J	L1	L2
No Leather Accent	\$138	\$198	\$147	\$166	\$198	\$240	\$281	\$346	\$415	\$489	\$603	\$742	\$466	\$558
With Leather Accent	\$183	\$243	\$193	\$210	\$243	\$285	\$326	\$390	\$459	\$533	\$648	\$787	\$510	\$602

Model	Upholstery	Pocket	Foot Style
	Grade Vendor Pattern Colorway	NP No Pocket LP Left Pocket LPX Right Pocket - No Accent LPAR Left Pocket with Brown Accent LPAK Left Pocket with Black Accent RP Right Pocket RPX Right Pocket - No Accent RPAR Right Pocket with Brown Accent RPAK Right Pocket with Black Accent BP Both Left & Right Pockets BPX Both Pockets - No Accent BPAR Both Pockets with Brown Accent BPAK Both Pockets with Black Accent see pocket for pricing	WF Wood Foot See Poet Wood Foot Finishes MF Metal Foot See Poet Metal Foot Finishes see foot finish style for pricing

Description + General Information

Two Seat with Center Table



- arm pocket available - upholstery same as arm and requires additional yardage, see upcharges below per arm
- undermount power center available - order EC30 separately

Dimensions	D	W	H	Shipping	
Overall	33	89	32	Ctn Wt	170
Seat	22	26 ½ ea	17 ½	Cu Ft	48
Arm			25 ¼		

	Single Upholstery	Frame Zone 1	Seat & Back Zone 2	Arm Zone 3	Pocket (per arm)
COM Ydg	12 ¼	4 ¼	5 ¼	3	1
COL Sq Ft	245	85	105	60	18

Single Upholstery Specify: Model | Single Uph | Pocket | Top Surface | Foot Style | Power

PLPF22T														
	COM	COL	A	B	C	D	E	F	G	H	I	J	L1	L2
Single Uph/Lam	\$4,696	\$5,345	\$4,797	\$4,996	\$5,345	\$5,793	\$6,175	\$6,842	\$7,557	\$8,168	\$9,263	\$10,558	\$8,081	\$9,034
Single Uph/Essentials	\$5,046	\$5,695	\$5,147	\$5,346	\$5,695	\$6,143	\$6,525	\$7,192	\$7,907	\$8,518	\$9,613	\$10,908	\$8,431	\$9,384
Single Uph/Artisan	\$5,073	\$5,722	\$5,174	\$5,373	\$5,722	\$6,170	\$6,552	\$7,219	\$7,934	\$8,545	\$9,640	\$10,935	\$8,458	\$9,411
Single Uph/Solid Surf	\$6,583	\$7,232	\$6,684	\$6,883	\$7,232	\$7,680	\$8,062	\$8,729	\$9,444	\$10,055	\$11,150	\$12,445	\$9,968	\$10,921

Multiple Upholstery Specify: Model | Frame Upholstery | Seat & Back Uph | Arm Uph | Pocket | Top Surface | Foot Style | Power

PLPF22T_M	Base Price Laminate: \$4,696							Base Price Essentials: \$5,046						
	Base Price Solid Surface: \$6,583							Base Price Artisan: \$5,073						
To the Base Price, add the appropriate upcharges by grade, per zone														
	COM	COL	A	B	C	D	E	F	G	H	I	J	L1	L2
Frame - Zone 1	+n/a	+\$232	+\$37	+\$108	+\$232	+\$393	+\$529	+\$767	+\$1,023	+\$1,241	+\$1,633	+\$2,095	+\$1,210	+\$1,551
Seat & Back - Zone 2	+n/a	+\$287	+\$45	+\$133	+\$287	+\$485	+\$653	+\$948	+\$1,263	+\$1,533	+\$2,017	+\$2,588	+\$1,495	+\$1,915
Arm - Zone 3	+n/a	+\$164	+\$26	+\$76	+\$164	+\$277	+\$374	+\$542	+\$722	+\$876	+\$1,153	+\$1,479	+\$854	+\$1,095

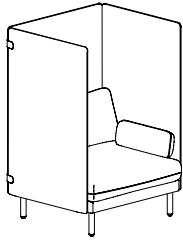
Optional Arm Pocket Available on both Single and Multiple Upholstery Units with Arm Pocket Upholstery matching the Arm.

Pocket Upcharge Pricing below represents upcharge for single arm pocket. For pockets on both arms, double the price.														
	COM	COL	A	B	C	D	E	F	G	H	I	J	L1	L2
No Leather Accent	\$138	\$198	\$147	\$166	\$198	\$240	\$281	\$346	\$415	\$489	\$603	\$742	\$466	\$558
With Leather Accent	\$183	\$243	\$193	\$210	\$243	\$285	\$326	\$390	\$459	\$533	\$648	\$787	\$510	\$602

Model	Upholstery	Pocket	Top Surface	Foot Style	Power
	Grade Vendor Pattern Colorway	NP No Pocket LP Left Pocket LPX Right Pocket - No Accent LPAR Left Pocket with Brown Accent LPAC Left Pocket with Black Accent RP Right Pocket RPX Right Pocket - No Accent RPAR Right Pocket with Brown Accent RPAK Right Pocket with Black Accent BP Both Left & Right Pocket BPX Both Pockets - No Accent BPAR Both Pockets with Brown Accent BPAK Both Pockets with Black Accent	T Laminate See Poet Laminate Finishes V Veneer See Poet Veneer Finishes S Solid Surface See Poet Solid Surface Finishes see top surface for pricing	WF Wood Foot See Poet Wood Foot Finishes MF Metal Foot See Poet Metal Foot Finishes see foot finish style for pricing	NSP No Surface Power YSP Surface Power (EC31) - add \$441 B Black Power Unit B Black Cord G Graphite Cord - add \$197 W White Power Unit G Graphite Cord - add \$197

Description + General Information

Single Seat with Privacy Surround - Bolster - leather not available on surround frame
 • undermount power center available - order EC30 separately



left shown

Dimensions	D	W	H	Shipping	
Overall	34	37 ½	54	Ctn Wt	161
Seat	22	33	17 ½	Cu Ft	26

	Single Upholstery	Frame Zone 1	Seat & Back Zone 2	Bolster Zone 3
COM Ydg	12 ¾	8 ¾	3 ¾	¾
COL Sq Ft	80*	158	65	14

*seat/back/bolster only

Single Upholstery Specify: Model | Upholstery | Strap Accent | Foot Style

PLPFS31-PR PLPFS31-PL														
	COM	COL	A	B	C	D	E	F	G	H	I	J	L1	L2
Single Uph	\$5,470	\$6,145	\$5,575	\$5,782	\$6,145	\$6,612	\$7,009	\$7,703	\$8,447	\$9,084	\$10,223	\$11,572	n/a	n/a

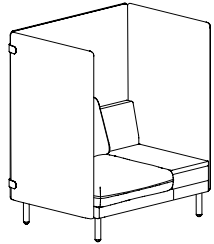
Multiple Upholstery Specify: Model | Frame Upholstery | Seat & Back Uph | Bolster Uph | Strap Accent | Foot Style

PLPFS31-PR_M PLPFS31-PL_M														
Base Price: \$5,470	To the Base Price, add the appropriate upcharges by grade, per zone													
	COM	COL	A	B	C	D	E	F	G	H	I	J	L1	L2
Frame - Zone 1	+n/a	+\$478	+\$75	+\$221	+\$478	+\$808	+\$1,088	+\$1,579	+\$2,105	+\$2,555	+\$3,360	+\$4,314	+ n/a	+ n/a
Seat & Back - Zone 2	+n/a	+\$191	+\$30	+\$89	+\$191	+\$323	+\$436	+\$632	+\$842	+\$1,022	+\$1,344	+\$1,726	+\$1,057	+\$1,340
Bolster - Zone 3	+n/a	+\$41	+\$7	+\$19	+\$41	+\$70	+\$94	+\$136	+\$181	+\$219	+\$288	+\$370	+\$227	+\$288

Model	Upholstery	Strap Accent	Foot Style
	Grade Vendor Pattern Colorway	FA Fabric Accent LA Leather Accent - add \$111 BRO Brown BLK Black	WF Wood Foot See Poet Wood Foot Finishes MF Metal Foot See Poet Metal Foot Finishes see foot finish style for pricing

Description + General Information

Single Seat with Privacy Surround - Table



left shown

- leather not available on surround frame
- undermount power center available - order EC30 separately

Dimensions	D	W	H	Shipping	
Overall	34	51 ½	54	Ctn Wt	181
Seat	22	26 ½	17 ½	Cu Ft	31

	Single Upholstery	Frame Zone 1	Seat & Back Zone 2
COM Ydg	13 ¼	9 ¾	3 ¾
COL Sq Ft	65*	n/a	70

*seat/back only

Single Upholstery Specify: Model | Upholstery | Strap Accent | Top Surface | Foot Style

PLPFS31-TR PLPFS31-TL														
	COM	COL	A	B	C	D	E	F	G	H	I	J	L1	L2
Single Uph/Lam	\$5,809	\$6,511	\$5,918	\$6,133	\$6,511	\$6,996	\$7,408	\$8,130	\$8,903	\$9,565	\$10,748	\$12,150	n/a	n/a
Single Uph/Essentials	\$6,105	\$6,807	\$6,214	\$6,429	\$6,807	\$7,292	\$7,704	\$8,426	\$9,199	\$9,861	\$11,044	\$12,446	n/a	n/a
Single Uph/Artisan	\$6,117	\$6,819	\$6,226	\$6,441	\$6,819	\$7,304	\$7,716	\$8,438	\$9,211	\$9,873	\$11,056	\$12,458	n/a	n/a
Single Uph/Solid Surf	\$6,832	\$7,534	\$6,941	\$7,156	\$7,534	\$8,019	\$8,431	\$9,153	\$9,926	\$10,588	\$11,771	\$13,173	n/a	n/a

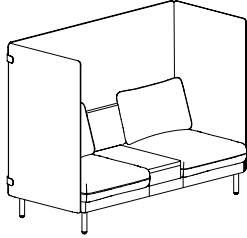
Multiple Upholstery Specify: Model | Frame Upholstery | Seat & Back Uph | Strap Accent | Top Surface | Foot Style

PLPFS31-TR_M Base Price Laminate: \$5,809 Base Price Essentials: \$6,105 PLPFS31-TL_M Base Price Solid Surface: \$6,832 Base Price Artisan: \$6,117 To the Base Price, add the appropriate upcharges by grade, per zone														
	COM	COL	A	B	C	D	E	F	G	H	I	J	L1	L2
Frame - Zone 1	+n/a	+\$533	+\$83	+\$246	+\$533	+\$900	+\$1,212	+\$1,760	+\$2,346	+\$2,847	+\$3,744	+\$4,806	+ n/a	+ n/a
Seat & Back - Zone 2	+n/a	+\$205	+\$32	+\$95	+\$205	+\$347	+\$467	+\$677	+\$902	+\$1,095	+\$1,440	+\$1,849	+\$1,132	+\$1,436

Model	Upholstery	Strap Accent	Top Surface	Foot Style
PL16 POET	Grade Vendor Pattern Colorway	FA Fabric Accent LA Leather Accent - add \$111 BRO Brown BLK Black	T Laminate See Poet Laminate Finishes V Veneer See Poet Veneer Finishes S Solid Surface See Poet Solid Surface Finishes see top surface for pricing	WF Wood Foot See Poet Wood Foot Finishes MF Metal Foot See Poet Metal Foot Finishes see foot finish style for pricing

Description + General Information

Two Seat with Privacy Surround - Table



- leather not available on surround frame
- undermount power center available - order EC30 separately

Dimensions	D	W	H	Shipping	
Overall	34	78 ½	54	Ctn Wt	206
Seat	22	26 ½	17 ½	Cu Ft	51

	Single Upholstery	Frame Zone 1	Seat & Back Zone 2
COM Ydg	18 ¼	12 ¼	6 ¼
COL Sq Ft	115*	n/a	120

*seat/back only

Single Upholstery Specify: Model | Upholstery | Strap Accent | Top Surface | Foot Style | Power

PLPFS32-T														
	COM	COL	A	B	C	D	E	F	G	H	I	J	L1	L2
Single Uph/Lam	\$7,317	\$8,283	\$7,467	\$7,764	\$8,283	\$8,951	\$9,519	\$10,514	\$11,579	\$12,490	\$14,120	\$16,051	n/a	n/a
Single Uph/Essentials	\$7,613	\$8,579	\$7,763	\$8,060	\$8,579	\$9,247	\$9,815	\$10,810	\$11,875	\$12,786	\$14,416	\$16,347	n/a	n/a
Single Uph/Artisan	\$7,625	\$8,591	\$7,775	\$8,072	\$8,591	\$9,259	\$9,827	\$10,822	\$11,887	\$12,798	\$14,428	\$16,359	n/a	n/a
Single Uph/Solid Surf	\$8,340	\$9,306	\$8,490	\$8,787	\$9,306	\$9,974	\$10,542	\$11,537	\$12,602	\$13,513	\$15,143	\$17,074	n/a	n/a

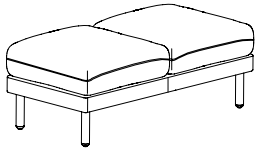
Multiple Upholstery Specify: Model | Frame Uph | Seat & Back Uph | Strap Accent | Top Surface | Foot Style | Power

PLPFS32-T_M														
Base Price Laminate: \$7,317					Base Price Essentials: \$7,613									
Base Price Solid Surface: \$8,340					Base Price Artisan: \$7,625									
To the Base Price, add the appropriate upcharges by grade, per zone														
	COM	COL	A	B	C	D	E	F	G	H	I	J	L1	L2
Frame - Zone 1	+n/a	+\$668	+\$104	+\$310	+\$668	+\$1,130	+\$1,523	+\$2,211	+\$2,947	+\$3,577	+\$4,704	+\$6,039	+ n/a	+ n/a
Seat & Back - Zone 2	+n/a	+\$341	+\$53	+\$158	+\$341	+\$577	+\$777	+\$1,128	+\$1,504	+\$1,825	+\$2,400	+\$3,081	+\$1,885	+\$2,392

Model	Upholstery	Strap Accent	Top Surface	Foot Style	Power
	Grade Vendor Pattern Colorway	FA Fabric Accent LA Leather Accent - add \$111 BRO Brown BLK Black	T Laminate See Poet Laminate Finishes V Veneer See Poet Veneer Finishes S Solid Surface See Poet Solid Surface Finishes see top surface for pricing	WF Wood Foot See Poet Wood Foot Finishes MF Metal Foot See Poet Metal Foot Finishes see foot finish style for pricing	NSP No Surface Power YSP Surface Power (EC31) - add \$441 B Black Power Unit B Black Cord G Graphite Cord - add \$197 W White Power Unit G Graphite Cord - add \$197

Description + General Information

Two Seat Bench



- nylon glides (NYG) standard or metal glides (MTL) optional
- undermount power center available - order EC30 separately

Dimensions	D	W	H	Shipping	
Overall	23 ¾	43 ¾	17 ½	Ctn Wt	60
Seat	23 ¾	43 ¾	17 ½	Cu Ft	8

	Single Upholstery	Frame Zone 1	Seat & Back Zone 2
COM Ydg	3 ¾	¾	2 ¾
COL Sq Ft	59	15	55

Single Upholstery Specify: Model | Upholstery | Foot Style

PLPFB02														
	COM	COL	A	B	C	D	E	F	G	H	I	J	L1	L2
Single Uph	\$2,116	\$2,288	\$2,143	\$2,196	\$2,288	\$2,407	\$2,509	\$2,686	\$2,875	\$3,038	\$3,328	\$3,672	\$2,921	\$3,151

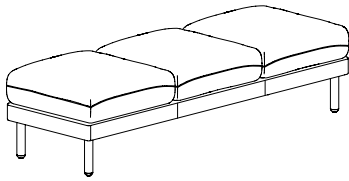
Multiple Upholstery Specify: Model | Frame Upholstery | Seat & Back Uph | Foot Style

PLPFB02_M														
Base Price: \$2,116	To the Base Price, add the appropriate upcharges by grade, per zone													
	COM	COL	A	B	C	D	E	F	G	H	I	J	L1	L2
Frame - Zone 1	+ n/a	+\$41	+ \$7	+ \$20	+\$41	+\$70	+ \$94	+ \$136	+ \$181	+ \$220	+ \$289	+ \$370	+ \$192	+ \$247
Seat - Zone 2	+ n/a	+\$150	+ \$24	+ \$70	+\$150	+\$254	+ \$343	+ \$497	+ \$662	+ \$804	+ \$1,057	+ \$1,357	+ \$702	+ \$903

Model	Upholstery	Foot Style
	Grade Vendor Pattern Colorway	WF Wood Foot See Poet Wood Foot Finishes MF Metal Foot See Poet Metal Foot Finishes see foot finish style for pricing

Description + General Information

Three Bench Seat



- nylon glides (NYG) standard or metal glides (MTL) optional
- undermount power center available - order EC30 separately

Dimensions	D	W	H	Shipping	
Overall	23 ¾	65 ½	17 ½	Ctn Wt	86
Seat	23 ¾	65 ½	17 ½	Cu Ft	12

	Single Upholstery	Frame Zone 1	Seat Zone 2
COM Ydg	4 ½	1	3 ¾
COL Sq Ft	81	15	75

Single Upholstery Specify: Model | Upholstery | Foot Style

PLPFB03														
	COM	COL	A	B	C	D	E	F	G	H	I	J	L1	L2
Single Uph	\$2,858	\$3,097	\$2,895	\$2,969	\$3,097	\$3,261	\$3,401	\$3,647	\$3,909	\$4,134	\$4,536	\$5,012	\$3,962	\$4,277

Multiple Upholstery Specify: Model | Frame Upholstery | Seat & Back Uph | Foot Style

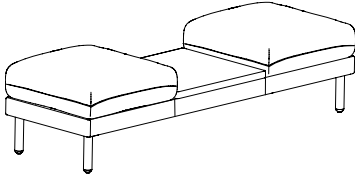
PLPFB03_M														
Base Price: \$2,858	To the Base Price, add the appropriate upcharges by grade, per zone													
	COM	COL	A	B	C	D	E	F	G	H	I	J	L1	L2
Frame - Zone 1	+ n/a	+\$55	+\$9	+\$26	+\$55	+\$93	+\$125	+\$181	+\$241	+\$293	+\$385	+\$494	+\$253	+\$325
Seat - Zone 2	+ n/a	+\$206	+\$32	+\$96	+\$206	+\$346	+\$467	+\$678	+\$903	+\$1,096	+\$1,441	+\$1,849	+\$948	+\$1,218

Model	Upholstery	Foot Style
	Grade Vendor Pattern Colorway	<p>WF Wood Foot See Poet Wood Foot Finishes</p> <p>MF Metal Foot See Poet Metal Foot Finishes</p> <p>see foot finish style for pricing</p>

Description + General Information

Two Seat Bench - Table

- undermount power center available - order EC30 separately



Dimensions	D	W	H	Shipping	
Overall	23 ¾	65 ½	17 ½	Ctn Wt	86
Seat	23 ¾	22 ea	17 ½	Cu Ft	12

	Single Upholstery	Frame Zone 1	Seat Zone 2
COM Ydg	3 ½	¾	3
COL Sq Ft	63	15	60

Single Upholstery Specify: Model | Single Uph | Top Surface | Foot Style | Power

PLPFB02T														
	COM	COL	A	B	C	D	E	F	G	H	I	J	L1	L2
Single Uph/Lam	\$2,450	\$2,636	\$2,479	\$2,536	\$2,636	\$2,764	\$2,873	\$3,063	\$3,268	\$3,442	\$3,755	\$4,125	\$3,309	\$3,554
Single Uph/Essentials	\$2,752	\$2,938	\$2,781	\$2,838	\$2,938	\$3,066	\$3,175	\$3,365	\$3,570	\$3,744	\$4,057	\$4,427	\$3,611	\$3,856
Single Uph/Artisan	\$2,768	\$2,954	\$2,797	\$2,854	\$2,954	\$3,082	\$3,191	\$3,381	\$3,586	\$3,760	\$4,073	\$4,443	\$3,627	\$3,872
Single Uph/Solid Surf	\$3,832	\$4,018	\$3,861	\$3,918	\$4,018	\$4,146	\$4,255	\$4,445	\$4,650	\$4,824	\$5,137	\$5,507	\$4,691	\$4,936

Multiple Upholstery Specify: Model | Frame Uph | Seat & Back Uph | Top Surface | Foot Style | Power

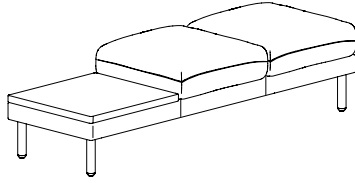
PLPFB02T_M														
Base Price Laminate: \$2,450					Base Price Essentials: \$2,752									
Base Price Solid Surface: \$3,832					Base Price Artisan: \$2,768									
To the Base Price, add the appropriate upcharges by grade, per zone														
	COM	COL	A	B	C	D	E	F	G	H	I	J	L1	L2
Frame - Zone 1	+n/a	+\$42	+\$7	+\$19	+\$42	+\$70	+\$94	+\$136	+\$181	+\$219	+\$289	+\$370	+\$190	+\$244
Seat - Zone 2	+n/a	+\$165	+\$26	+\$76	+\$165	+\$278	+\$374	+\$542	+\$723	+\$876	+\$1,153	+\$1,479	+\$759	+\$975

Model	Upholstery	Top Surface	Foot Style	Power
	Grade Vendor Pattern Colorway	T Laminate See Poet Laminate Finishes V Veneer See Poet Veneer Finishes S Solid Surface See Poet Solid Surface Finishes see top surface for pricing	WF Wood Foot See Poet Wood Foot Finishes MF Metal Foot See Poet Metal Foot Finishes see foot finish style for pricing	NSP No Surface Power YSP Surface Power (EC31) - add \$441 B Black Power Unit B Black Cord G Graphite Cord - add \$197 W White Power Unit G Graphite Cord - add \$197

Description + General Information

Two Seat Bench - Table

- undermount power center available - order EC30 separately



left shown

Dimensions	D	W	H	Shipping	
Overall	23 ¾	65 ½	17 ½	Ctn Wt	86
Seat	23 ¾	43 ¾	17 ½	Cu Ft	12

	Single Upholstery	Frame Zone 1	Seat Zone 2
COM Ydg	3 ½	¾	3
COL Sq Ft	63	15	60

Single Upholstery Specify: Model | Single Uph | Top Surface | Foot Style | Power

PLPFB02T-R PLPFB02T-L														
	COM	COL	A	B	C	D	E	F	G	H	I	J	L1	L2
Single Uph/Lam	\$2,450	\$2,636	\$2,479	\$2,536	\$2,636	\$2,764	\$2,873	\$3,063	\$3,268	\$3,442	\$3,755	\$4,125	\$3,309	\$3,554
Single Uph/Essentials	\$2,752	\$2,938	\$2,781	\$2,838	\$2,938	\$3,066	\$3,175	\$3,365	\$3,570	\$3,744	\$4,057	\$4,427	\$3,611	\$3,856
Single Uph/Artisan	\$2,768	\$2,954	\$2,797	\$2,854	\$2,954	\$3,082	\$3,191	\$3,381	\$3,586	\$3,760	\$4,073	\$4,443	\$3,627	\$3,872
Single Uph/Solid Surf	\$3,832	\$4,018	\$3,861	\$3,918	\$4,018	\$4,146	\$4,255	\$4,445	\$4,650	\$4,824	\$5,137	\$5,507	\$4,691	\$4,936

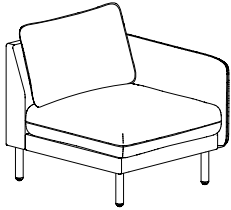
Multiple Upholstery Specify: Model | Frame Uph | Seat & Back Uph | Top Surface | Foot Style | Power

PLPFB02T-R_M PLPFB02T-L_M		Base Price Laminate: \$2,450						Base Price Essentials: \$2,752						
		Base Price Solid Surface: \$3,832						Base Price Artisan: \$2,768						
To the Base Price, add the appropriate upcharges by grade, per zone														
	COM	COL	A	B	C	D	E	F	G	H	I	J	L1	L2
Frame - Zone 1	+n/a	+\$42	+\$7	+\$19	+\$42	+\$70	+\$94	+\$136	+\$181	+\$219	+\$289	+\$370	+\$190	+\$244
Seat - Zone 2	+n/a	+\$165	+\$26	+\$76	+\$165	+\$278	+\$374	+\$542	+\$723	+\$876	+\$1,153	+\$1,479	+\$759	+\$975

Model	Upholstery	Top Surface	Foot Style	Power
	Grade Vendor Pattern Colorway	T Laminate See Poet Laminate Finishes V Veneer See Poet Veneer Finishes S Solid Surface See Poet Solid Surface Finishes see top surface for pricing	WF Wood Foot See Poet Wood Foot Finishes MF Metal Foot See Poet Metal Foot Finishes see foot finish style for pricing	NSP No Surface Power YSP Surface Power (EC31) - add \$441 B Black Power Unit B Black Cord G Graphite Cord - add \$197 W White Power Unit G Graphite Cord - add \$197

Description + General Information

Single Seat with Arm



left shown

- arm pocket available - upholstery same as arm and requires additional yardage, see upcharges below per arm
- undermount power center available - order EC30 separately

Dimensions	D	W	H	Shipping	
Overall	33	31	32	Ctn Wt	68
Seat	22	26 ½	17 ½	Cu Ft	18
Arm			25 ¼		

	Single Upholstery	Frame Zone 1	Seat & Back Zone 2	Arm Zone 3	Pocket (per arm)
COM Ydg	6	2	2 ¾	1 ½	1
COL Sq Ft	120	40	55	30	18

Single Upholstery Specify: Model | Upholstery | Pocket | Foot Style | Ganging

PLPM11-R PLPM11-L														
	COM	COL	A	B	C	D	E	F	G	H	I	J	L1	L2
Single Uph	\$2,634	\$2,952	\$2,684	\$2,781	\$2,952	\$3,172	\$3,358	\$3,685	\$4,035	\$4,335	\$4,871	\$5,506	\$4,292	\$4,759

Multiple Upholstery Specify: Model | Frame Upholstery | Seat & Back Uph | Arm Uph | Pocket | Foot Style | Ganging

PLPM11-R_M PLPM11-L_M														
Base Price: \$2,634	To the Base Price, add the appropriate upcharges by grade, per zone													
	COM	COL	A	B	C	D	E	F	G	H	I	J	L1	L2
Frame - Zone 1	+ n/a	+\$110	+\$18	+\$51	+\$110	+\$185	+\$249	+\$361	+\$482	+\$585	+\$769	+\$987	+\$570	+\$730
Seat & Back - Zone 2	+ n/a	+\$151	+\$24	+\$70	+\$151	+\$254	+\$342	+\$497	+\$662	+\$804	+\$1,057	+\$1,356	+\$783	+\$1,004
Arm - Zone 3	+ n/a	+\$82	+\$13	+\$38	+\$82	+\$139	+\$187	+\$271	+\$361	+\$439	+\$577	+\$740	+\$427	+\$548

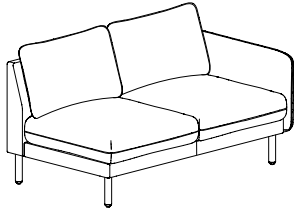
Optional Arm Pocket Available on both Single and Multiple Upholstery Units with Arm Pocket Upholstery matching the Arm.

Pocket Upcharge Pricing below represents upcharge for single arm pocket. For pockets on both arms, double the price.														
	COM	COL	A	B	C	D	E	F	G	H	I	J	L1	L2
No Leather Accent	\$138	\$198	\$147	\$166	\$198	\$240	\$281	\$346	\$415	\$489	\$603	\$742	\$466	\$558
With Leather Accent	\$183	\$243	\$193	\$210	\$243	\$285	\$326	\$390	\$459	\$533	\$648	\$787	\$510	\$602

Model	Upholstery	Pocket	Foot Style	Ganging
PL22 POET	Grade Vendor Pattern Colorway	NP No Pocket RP Right Pocket RPX Right Pocket - No Accent RPAR Right Pocket with Brown Accent RPAK Right Pocket with Black Accent LP Left Pocket LPX Left Pocket - No Accent LPAR Left Pocket with Brown Accent LPAK Left Pocket with Black Accent see pocket for pricing	WF Wood Foot See Poet Wood Foot Finishes MF Metal Foot See Poet Metal Foot Finishes see foot finish style for pricing	NGB No Ganging Brackets YGV Ganging Bracket - add \$53

Description + General Information

Two Seat with Arm



left shown

- arm pocket available - upholstery same as arm and requires additional yardage, see upcharges below per arm
- undermount power center available - order EC30 separately

Dimensions	D	W	H	Shipping	
Overall	33	58	32	Ctn Wt	115
Seat	22	53 ½	17 ½	Cu Ft	32
Arm			25 ¼		

	Single Upholstery	Frame Zone 1	Seat & Back Zone 2	Arm Zone 3	Pocket (per arm)
COM Ydg	10 ½	3 ¾	5 ½	1 ½	1
COL Sq Ft	210	70	110	30	18

Single Upholstery Specify: Model | Upholstery | Pocket | Foot Style | Ganging

PLPM12-R PLPM12-L														
	COM	COL	A	B	C	D	E	F	G	H	I	J	L1	L2
Single Uph	\$3,922	\$4,478	\$4,008	\$4,179	\$4,478	\$4,863	\$5,189	\$5,761	\$6,374	\$6,898	\$7,836	\$8,947	\$6,823	\$7,641

Multiple Upholstery Specify: Model | Frame Upholstery | Seat & Back Uph | Arm Uph | Pocket | Foot Style | Ganging

PLPM12-R_M PLPM12-L_M														
Base Price: \$3,922	To the Base Price, add the appropriate upcharges by grade, per zone													
	COM	COL	A	B	C	D	E	F	G	H	I	J	L1	L2
Frame - Zone 1	+ n/a	+\$205	+ \$32	+ \$95	+\$205	+\$347	+ \$467	+ \$677	+ \$902	+ \$1,095	+ \$1,440	+ \$1,849	+ \$1,068	+ \$1,369
Seat & Back - Zone 2	+ n/a	+\$300	+ \$47	+\$139	+\$300	+\$508	+ \$684	+ \$993	+ \$1,323	+ \$1,606	+ \$2,112	+ \$2,712	+ \$1,566	+ \$2,007
Arm - Zone 3	+ n/a	+\$82	+ \$13	+\$38	+\$82	+\$139	+ \$187	+ \$271	+ \$361	+ \$438	+ \$576	+ \$740	+ \$427	+ \$548

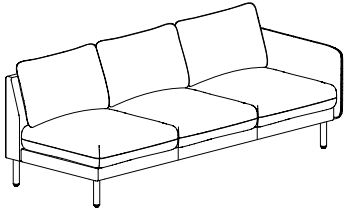
Optional Arm Pocket Available on both Single and Multiple Upholstery Units with Arm Pocket Upholstery matching the Arm.

Pocket Upcharge														
Pricing below represents upcharge for single arm pocket. For pockets on both arms, double the price.														
	COM	COL	A	B	C	D	E	F	G	H	I	J	L1	L2
No Leather Accent	\$138	\$198	\$147	\$166	\$198	\$240	\$281	\$346	\$415	\$489	\$603	\$742	\$466	\$558
With Leather Accent	\$183	\$243	\$193	\$210	\$243	\$285	\$326	\$390	\$459	\$533	\$648	\$787	\$510	\$602

Model	Upholstery	Pocket	Foot Style	Ganging
	Grade Vendor Pattern Colorway	NP No Pocket RP Right Pocket RPX Right Pocket - No Accent RPAR Right Pocket with Brown Accent RPAK Right Pocket with Black Accent LP Left Pocket LPX Left Pocket - No Accent LPAR Left Pocket with Brown Accent LPAK Left Pocket with Black Accent see pocket for pricing	WF Wood Foot See Poet Wood Foot Finishes MF Metal Foot See Poet Metal Foot Finishes see foot finish style for pricing	NGB No Ganging Brackets YGV Ganging Bracket - add \$53

Description + General Information

Three Seat with Arm



- arm pocket available - upholstery same as arm and requires additional yardage, see upcharges below per arm
- undermount power center available - order EC30 separately

Dimensions	D	W	H	Shipping	
Overall	33	85	32	Ctn Wt	160
Seat	22	80 ½	17 ½	Cu Ft	46
Arm			25 ¼		

	Single Upholstery	Frame Zone 1	Seat & Back Zone 2	Arm Zone 3	Pocket (per arm)
COM Ydg	14 ¾	5 ½	8	1 ½	1
COL Sq Ft	295	110	160	30	18

Single Upholstery Specify: Model | Upholstery | Pocket | Foot Style | Ganging

PLPM13-R PLPM13-L														
	COM	COL	A	B	C	D	E	F	G	H	I	J	L1	L2
Single Uph	\$5,340	\$6,121	\$5,461	\$5,701	\$6,121	\$6,661	\$7,120	\$7,924	\$8,784	\$9,521	\$10,839	\$12,399	\$9,416	\$10,563

Multiple Upholstery Specify: Model | Frame Upholstery | Seat & Back Uph | Arm Uph | Pocket | Foot Style | Ganging

PLPM13-R_M PLPM13-L_M														
Base Price: \$5,340	To the Base Price, add the appropriate upcharges by grade, per zone													
	COM	COL	A	B	C	D	E	F	G	H	I	J	L1	L2
Frame - Zone 1	+ n/a	+\$300	+\$47	+\$139	+\$300	+\$508	+\$684	+\$993	+\$1,323	+\$1,606	+\$2,112	+\$2,712	+\$1,566	+\$2,006
Seat & Back - Zone 2	+ n/a	+\$437	+\$68	+\$202	+\$437	+\$738	+\$995	+\$1,444	+\$1,924	+\$2,336	+\$3,072	+\$3,944	+\$2,278	+\$2,918
Arm - Zone 3	+ n/a	+\$82	+\$13	+\$38	+\$82	+\$139	+\$187	+\$271	+\$361	+\$438	+\$576	+\$740	+\$427	+\$548


Optional Arm Pocket Available on both Single and Multiple Upholstery Units with Arm Pocket Upholstery matching the Arm.

Pocket Upcharge Pricing below represents upcharge for single arm pocket. For pockets on both arms, double the price.														
	COM	COL	A	B	C	D	E	F	G	H	I	J	L1	L2
No Leather Accent	\$138	\$198	\$147	\$166	\$198	\$240	\$281	\$346	\$415	\$489	\$603	\$742	\$466	\$558
With Leather Accent	\$183	\$243	\$193	\$210	\$243	\$285	\$326	\$390	\$459	\$533	\$648	\$787	\$510	\$602

Model	Upholstery	Pocket	Foot Style	Ganging
PL24 POET	Grade Vendor Pattern Colorway	NP No Pocket RP Right Pocket RPX Right Pocket - No Accent RPAR Right Pocket with Brown Accent RPAK Right Pocket with Black Accent LP Left Pocket LPX Left Pocket - No Accent LPAR Left Pocket with Brown Accent LPAK Left Pocket with Black Accent see pocket for pricing	WF Wood Foot See Poet Wood Foot Finishes MF Metal Foot See Poet Metal Foot Finishes see foot finish style for pricing	NGB No Ganging Brackets YGV Ganging Bracket - add \$53

Description + General Information

Two Seat with Peninsula Arm



left shown

- arm pocket available - upholstery same as arm and requires additional yardage, see upcharges below per arm
- undermount power center available - order EC30 separately

Dimensions	D	W	H	Shipping	
Overall	34	58	32	Ctn Wt	111
Seat	22 & 34	53 ½	17 ½	Cu Ft	33
Arm			25 ¼		

	Single Upholstery	Frame Zone 1	Seat & Back Zone 2	Arm Zone 3	Pocket (per arm)
COM Ydg	8 ½	2 ¼	5	1 ½	1
COL Sq Ft	170	45	100	30	18

Single Upholstery Specify: Model | Upholstery | Pocket | Foot Style | Ganging

PLPMP12B-R PLPMP12B-L														
	COM	COL	A	B	C	D	E	F	G	H	I	J	L1	L2
Single Uph	\$3,605	\$4,055	\$3,675	\$3,813	\$4,055	\$4,366	\$4,631	\$5,094	\$5,590	\$6,015	\$6,774	\$7,673	\$5,954	\$6,615

Multiple Upholstery Specify: Model | Frame Upholstery | Seat & Back Uph | Arm Uph | Pocket | Foot Style | Ganging

PLPMP12B-R_M PLPMP12B-L_M														
Base Price: \$3,605	To the Base Price, add the appropriate upcharges by grade, per zone													
	COM	COL	A	B	C	D	E	F	G	H	I	J	L1	L2
Frame - Zone 1	+ n/a	+\$123	+ \$20	+ \$57	+\$123	+\$208	+\$280	+\$406	+\$542	+\$658	+\$865	+\$1,110	+\$641	+\$821
Seat & Back - Zone 2	+ n/a	+\$273	+ \$43	+\$127	+\$273	+\$462	+\$622	+\$903	+\$1,203	+\$1,461	+\$1,921	+\$2,465	+\$1,424	+\$1,824
Arm - Zone 3	+ n/a	+\$82	+ \$13	+\$38	+\$82	+\$139	+\$187	+\$271	+\$361	+\$439	+\$577	+\$740	+\$427	+\$548


Optional Arm Pocket Available on both Single and Multiple Upholstery Units with Arm Pocket Upholstery matching the Arm.

Pocket Upcharge Pricing below represents upcharge for single arm pocket. For pockets on both arms, double the price.														
	COM	COL	A	B	C	D	E	F	G	H	I	J	L1	L2
No Leather Accent	\$138	\$198	\$147	\$166	\$198	\$240	\$281	\$346	\$415	\$489	\$603	\$742	\$466	\$558
With Leather Accent	\$183	\$243	\$193	\$210	\$243	\$285	\$326	\$390	\$459	\$533	\$648	\$787	\$510	\$602

Model	Upholstery	Pocket	Foot Style	Ganging
	Grade Vendor Pattern Colorway	NP No Pocket RP Right Pocket RPX Right Pocket - No Accent RPAR Right Pocket with Brown Accent RPAK Right Pocket with Black Accent LP Left Pocket LPX Left Pocket - No Accent LPAR Left Pocket with Brown Accent LPAK Left Pocket with Black Accent see pocket for pricing	WF Wood Foot See Poet Wood Foot Finishes MF Metal Foot See Poet Metal Foot Finishes see foot finish style for pricing	NGB No Ganging Brackets YGV Ganging Bracket - add \$53

Description + General Information

Two Seat Peninsula with Arm



left shown

- arm pocket available - upholstery same as arm and requires additional yardage, see upcharges below per arm
- undermount power center available - order EC30 separately

Dimensions	D	W	H	Shipping	
Overall	34	85	32	Ctn Wt	154
Seat	22 & 34	80 ½	17 ½	Cu Ft	48
Arm			25 ¼		

	Single Upholstery	Frame Zone 1	Seat & Back Zone 2	Arm Zone 3	Pocket (per arm)
COM Ydg	13	4 ½	7 ¼	1 ½	1
COL Sq Ft	260	85	145	30	18

Single Upholstery Specify: Model | Upholstery | Pocket | Foot Style | Ganging

PLPMP13B-R PLPMP13B-L														
	COM	COL	A	B	C	D	E	F	G	H	I	J	L1	L2
Single Uph	\$4,935	\$5,623	\$5,042	\$5,253	\$5,623	\$6,099	\$6,504	\$7,212	\$7,971	\$8,620	\$9,781	\$11,156	\$8,527	\$9,539

Multiple Upholstery Specify: Model | Frame Upholstery | Seat & Back Uph | Arm Uph | Pocket | Foot Style | Ganging

PLPMP13B-R_M PLPMP13B-L_M														
Base Price: \$4,935	To the Base Price, add the appropriate upcharges by grade, per zone													
	COM	COL	A	B	C	D	E	F	G	H	I	J	L1	L2
Frame - Zone 1	+ n/a	+\$246	+\$39	+\$114	+\$246	+\$416	+\$560	+\$812	+\$1,083	+\$1,314	+\$1,728	+\$2,219	+\$1,281	+\$1,642
Seat & Back - Zone 2	+ n/a	+\$396	+\$62	+\$183	+\$396	+\$669	+\$902	+\$1,308	+\$1,744	+\$2,117	+\$2,784	+\$3,574	+\$2,064	+\$2,645
Arm - Zone 3	+ n/a	+\$82	+\$13	+\$38	+\$82	+\$139	+\$187	+\$271	+\$361	+\$438	+\$576	+\$740	+\$427	+\$548


Optional Arm Pocket Available on both Single and Multiple Upholstery Units with Arm Pocket Upholstery matching the Arm.

Pocket Upcharge Pricing below represents upcharge for single arm pocket. For pockets on both arms, double the price.														
	COM	COL	A	B	C	D	E	F	G	H	I	J	L1	L2
No Leather Accent	\$138	\$198	\$147	\$166	\$198	\$240	\$281	\$346	\$415	\$489	\$603	\$742	\$466	\$558
With Leather Accent	\$183	\$243	\$193	\$210	\$243	\$285	\$326	\$390	\$459	\$533	\$648	\$787	\$510	\$602

Model	Upholstery	Pocket	Foot Style	Ganging
PL26 POET	Grade Vendor Pattern Colorway	NP No Pocket RP Right Pocket RPX Right Pocket - No Accent RPAR Right Pocket with Brown Accent RPAK Right Pocket with Black Accent LP Left Pocket LPX Left Pocket - No Accent LPAR Left Pocket with Brown Accent LPAK Left Pocket with Black Accent see pocket for pricing	WF Wood Foot See Poet Wood Foot Finishes MF Metal Foot See Poet Metal Foot Finishes see foot finish style for pricing	NGB No Ganging Brackets YGV Ganging Bracket - add \$53

Description + General Information

Single Seat with Arm - Table



left shown

- arm pocket available - upholstery same as arm and requires additional yardage, see upcharges below per arm
- undermount power center available - order EC30 separately

Dimensions	D	W	H	Shipping	
Overall	34 ¾	58	32	Ctn Wt	111
Seat	22	26 ½	17 ½	Cu Ft	34
Arm			25 ¼		

	Single Upholstery	Frame Zone 1	Seat & Back Zone 2	Arm Zone 3	Pocket (per arm)
COM Ydg	6 ½	2 ½	2 ¾	1 ½	1
COL Sq Ft	130	45	55	30	18

Single Upholstery Specify: Model | Single Uph | Pocket | Top Surface | Foot Style | Power | Ganging

PLPMP11T-R PLPMP11T-L														
	COM	COL	A	B	C	D	E	F	G	H	I	J	L1	L2
Single Uph/Lam	\$3,012	\$3,356	\$3,066	\$3,171	\$3,356	\$3,594	\$3,797	\$4,151	\$4,530	\$4,855	\$5,435	\$6,123	\$4,808	\$5,314
Single Uph/Essentials	\$3,362	\$3,706	\$3,416	\$3,521	\$3,706	\$3,944	\$4,147	\$4,501	\$4,880	\$5,205	\$5,785	\$6,473	\$5,158	\$5,664
Single Uph/Artisan	\$3,389	\$3,733	\$3,443	\$3,548	\$3,733	\$3,971	\$4,174	\$4,528	\$4,907	\$5,232	\$5,812	\$6,500	\$5,185	\$5,691
Single Uph/Solid Surf	\$4,899	\$5,243	\$4,953	\$5,058	\$5,243	\$5,481	\$5,684	\$6,038	\$6,417	\$6,742	\$7,322	\$8,010	\$6,695	\$7,201

Multiple Upholstery Specify: Model | Frame Uph | Seat & Back Uph | Arm Uph | Pocket | Top Surface | Foot Style | Power | Ganging

PLPMP11T-R_M PLPMP11T-L_M														
	Base Price Laminate: \$3,012							Base Price Essentials: \$3,362						
	Base Price Solid Surface: \$4,899							Base Price Artisan: \$3,389						
To the Base Price, add the appropriate upcharges by grade, per zone														
	COM	COL	A	B	C	D	E	F	G	H	I	J	L1	L2
Frame - Zone 1	+n/a	+\$137	+\$22	+\$63	+\$137	+\$231	+\$311	+\$452	+\$602	+\$731	+\$960	+\$1,233	+\$712	+\$912
Seat & Back - Zone 2	+n/a	+\$150	+\$24	+\$70	+\$150	+\$254	+\$343	+\$497	+\$662	+\$804	+\$1,056	+\$1,356	+\$783	+\$1,004
Arm - Zone 3	+n/a	+\$82	+\$13	+\$38	+\$82	+\$139	+\$187	+\$271	+\$361	+\$439	+\$576	+\$740	+\$427	+\$548


Optional Arm Pocket Available on both Single and Multiple Upholstery Units with Arm Pocket Upholstery matching the Arm.

Pocket Upcharge														
Pricing below represents upcharge for single arm pocket. For pockets on both arms, double the price.														
	COM	COL	A	B	C	D	E	F	G	H	I	J	L1	L2
No Leather Accent	\$138	\$198	\$147	\$166	\$198	\$240	\$281	\$346	\$415	\$489	\$603	\$742	\$466	\$558
With Leather Accent	\$183	\$243	\$193	\$210	\$243	\$285	\$326	\$390	\$459	\$533	\$648	\$787	\$510	\$602

Model	Upholstery	Pocket	Top Surface	Foot Style	Power	Ganging
	Grade Vendor Pattern Colorway	NP No Pocket RP Right Pocket RPX Right Pocket - No Accent RPAR Right Pocket with Brown Accent RPAK Right Pocket with Black Accent LP Left Pocket LPX Left Pocket - No Accent LPAR Left Pocket with Brown Accent LPAK Left Pocket with Black Accent see pocket for pricing	T Laminate See Poet Laminate Finishes V Veneer See Poet Veneer Finishes S Solid Surface See Poet Solid Surface Finishes see top surface for pricing	WF Wood Foot See Poet Wood Foot Finishes MF Metal Foot See Poet Metal Foot Finishes see foot finish style for pricing	NSP No Surface Power YSP Surface Power (EC31) - add \$441 B Black Power Unit B Black Cord G Graphite Cord - add \$197 W White Power Unit G Graphite Cord - add \$197	NGB No Ganging Brackets YGV Ganging Bracket - add \$53

Description + General Information

Two Seat with Arm - Table



left shown

- arm pocket available - upholstery same as arm and requires additional yardage, see upcharges below per arm
- undermount power center available - order EC30 separately

Dimensions	D	W	H	Shipping	
Overall	34 ¾	85	32	Ctn Wt	154
Seat	22	53 ½	17 ½	Cu Ft	49
Arm			25 ¼		

	Single Upholstery	Frame Zone 1	Seat & Back Zone 2	Arm Zone 3	Pocket (per arm)
COM Ydg	11	4 ½	5 ¼	1 ½	1
COL Sq Ft	220	85	105	30	18

Single Upholstery Specify: Model | Single Uph | Pocket | Top Surface | Foot Style | Power | Ganging

	COM	COL	A	B	C	D	E	F	G	H	I	J	L1	L2
PLPMP12T-R PLPMP12T-L														
Single Uph/Lam	\$4,258	\$4,841	\$4,348	\$4,527	\$4,841	\$5,243	\$5,586	\$6,185	\$6,827	\$7,376	\$8,359	\$9,522	\$7,298	\$8,154
Single Uph/Essentials	\$4,591	\$5,174	\$4,681	\$4,860	\$5,174	\$5,576	\$5,919	\$6,518	\$7,160	\$7,709	\$8,692	\$9,855	\$7,631	\$8,487
Single Uph/Artisan	\$4,617	\$5,200	\$4,707	\$4,886	\$5,200	\$5,602	\$5,945	\$6,544	\$7,186	\$7,735	\$8,718	\$9,881	\$7,657	\$8,513
Single Uph/Solid Surf	\$6,055	\$6,638	\$6,145	\$6,324	\$6,638	\$7,040	\$7,383	\$7,982	\$8,624	\$9,173	\$10,156	\$11,319	\$9,095	\$9,951

Multiple Upholstery Specify: Model | Frame Uph | Seat & Back Uph | Arm Uph | Pocket | Top Surface | Foot Style | Power | Ganging

	COM	COL	A	B	C	D	E	F	G	H	I	J	L1	L2
PLPMP12T-R_M PLPMP12T-L_M														
		Base Price Laminate: \$4,258						Base Price Essentials: \$4,591						
		Base Price Solid Surface: \$6,055						Base Price Artisan: \$4,617						
To the Base Price, add the appropriate upcharges by grade, per zone														
Frame - Zone 1	+n/a	+\$246	+\$38	+\$114	+\$246	+\$416	+\$560	+\$812	+\$1,083	+\$1,314	+\$1,729	+\$2,219	+\$1,281	+\$1,642
Seat & Back - Zone 2	+n/a	+\$287	+\$45	+\$133	+\$287	+\$485	+\$653	+\$948	+\$1,263	+\$1,533	+\$2,017	+\$2,588	+\$1,495	+\$1,916
Arm - Zone 3	+ n/a	+\$82	+\$13	+\$38	+\$82	+\$139	+\$187	+\$271	+\$361	+\$438	+\$577	+\$740	+\$427	+\$548

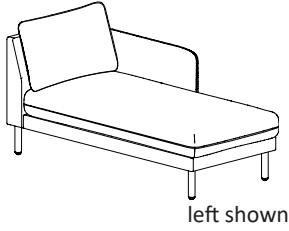
Optional Arm Pocket Available on both Single and Multiple Upholstery Units with Arm Pocket Upholstery matching the Arm.

Pocket Upcharge	Pricing below represents upcharge for single arm pocket. For pockets on both arms, double the price.													
	COM	COL	A	B	C	D	E	F	G	H	I	J	L1	L2
No Leather Accent	\$138	\$198	\$147	\$166	\$198	\$240	\$281	\$346	\$415	\$489	\$603	\$742	\$466	\$558
With Leather Accent	\$183	\$243	\$193	\$210	\$243	\$285	\$326	\$390	\$459	\$533	\$648	\$787	\$510	\$602

Model	Upholstery	Pocket	Top Surface	Foot Style	Power	Ganging
	Grade Vendor Pattern Colorway	NP No Pocket RP Right Pocket RPX Right Pocket - No Accent RPAR Right Pocket with Brown Accent RPBK Right Pocket with Black Accent LP Left Pocket LPX Left Pocket - No Accent LPAR Left Pocket with Brown Accent LPBK Left Pocket with Black Accent see pocket for pricing	T Laminate See Poet Laminate Finishes V Veneer See Poet Veneer Finishes S Solid Surface See Poet Solid Surface Finishes see top surface for pricing	WF Wood Foot See Poet Wood Foot Finishes MF Metal Foot See Poet Metal Foot Finishes see foot finish style for pricing	NSP No Surface Power YSP Surface Power (EC31) - add \$441 B Black Power Unit B Black Cord G Graphite Cord - add \$197 W White Power Unit G Graphite Cord - add \$197	NGB No Ganging Brackets YGV Ganging Bracket - add \$53

Description + General Information

Chaise



- arm pocket available - upholstery same as arm and requires additional yardage, see upcharges below per arm
- undermount power center available - order EC30 separately

Dimensions	D	W	H	Shipping	
Overall	60	31	32	Ctn Wt	82
Seat	49	26 ½	17 ½	Cu Ft	31
Arm			25 ¼		

	Single Upholstery	Frame Zone 1	Seat & Back Zone 2	Arm Zone 3	Pocket (per arm)
COM Ydg	7	2	2 ¾	1 ½	1
COL Sq Ft	140	40	75	30	18

Single Upholstery Specify: Model | Single Uph | Pocket | Foot Style | Ganging

PLPM16-R PLPM16-L														
	COM	COL	A	B	C	D	E	F	G	H	I	J	L1	L2
Single Uph	\$3,365	\$3,736	\$3,423	\$3,537	\$3,736	\$3,992	\$4,210	\$4,591	\$5,000	\$5,349	\$5,975	\$6,715	\$5,299	\$5,844

Multiple Upholstery Specify: Model | Frame Upholstery | Seat & Back Uph | Arm Uph | Pocket | Foot Style | Ganging

PLPM16-R_M PLPM16-L_M														
Base Price: \$3,365	To the Base Price, add the appropriate upcharges by grade, per zone													
	COM	COL	A	B	C	D	E	F	G	H	I	J	L1	L2
Frame - Zone 1	+ n/a	+\$110	+ \$18	+ \$51	+\$110	+\$185	+ \$249	+ \$361	+ \$482	+ \$584	+ \$769	+ \$986	+ \$570	+ \$730
Seat & Back - Zone 2	+ n/a	+\$205	+ \$33	+\$95	+\$205	+\$346	+ \$467	+ \$677	+ \$903	+ \$1,095	+ \$1,441	+ \$1,849	+ \$1,068	+ \$1,368
Arm - Zone 3	+ n/a	+\$82	+ \$13	+\$38	+\$82	+\$139	+ \$187	+ \$271	+ \$361	+ \$438	+ \$577	+ \$740	+ \$427	+ \$548

Optional Arm Pocket Available on both Single and Multiple Upholstery Units with Arm Pocket Upholstery matching the Arm.


Pocket Upcharge Pricing below represents upcharge for single arm pocket. For pockets on both arms, double the price.														
	COM	COL	A	B	C	D	E	F	G	H	I	J	L1	L2
No Leather Accent	\$138	\$198	\$147	\$166	\$198	\$240	\$281	\$346	\$415	\$489	\$603	\$742	\$466	\$558
With Leather Accent	\$183	\$243	\$193	\$210	\$243	\$285	\$326	\$390	\$459	\$533	\$648	\$787	\$510	\$602

Model	Upholstery	Pocket	Foot Style	Ganging
	Grade Vendor Pattern Colorway	NP No Pocket RP Right Pocket RPX Right Pocket - No Accent RPAR Right Pocket with Brown Accent RPAK Right Pocket with Black Accent LP Left Pocket LPX Left Pocket - No Accent LPAR Left Pocket with Brown Accent LPAK Left Pocket with Black Accent see pocket for pricing	WF Wood Foot See Poet Wood Foot Finishes MF Metal Foot See Poet Metal Foot Finishes see foot finish style for pricing	NGB No Ganging Brackets YGV Ganging Bracket - add \$53

Description + General Information

Corner

- undermount power center available - order EC30 separately



Dimensions	D	W	H	Shipping	
Overall	31 ½	31 ½	32	Ctn Wt	66
Seat	20 ½	20 ½	17 ½	Cu Ft	17

	Single Upholstery	Frame Zone 1	Seat & Back Zone 2
COM Ydg	7	3 ¼	4 ¼
COL Sq Ft	140	65	85

Single Upholstery Specify: Model | Single Uph | Foot Style | Ganging

PLPMC01-R PLPMC01-L														
	COM	COL	A	B	C	D	E	F	G	H	I	J	L1	L2
Single Uph	\$2,763	\$3,134	\$2,821	\$2,935	\$3,134	\$3,390	\$3,608	\$3,989	\$4,398	\$4,747	\$5,373	\$6,113	\$4,697	\$5,242

Multiple Upholstery Specify: Model | Frame Upholstery | Seat & Back Uph | Foot Style | Ganging

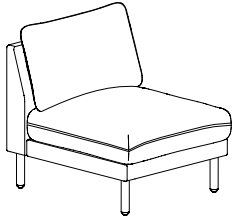
PLPMC01-R_M PLPMC01-L_M														
Base Price: \$2,763	To the Base Price, add the appropriate upcharges by grade, per zone													
	COM	COL	A	B	C	D	E	F	G	H	I	J	L1	L2
Frame - Zone 1	+ n/a	+\$178	+\$28	+\$83	+\$178	+\$300	+\$405	+\$587	+\$782	+\$949	+\$1,249	+\$1,603	+\$925	+\$1,186
Seat & Back - Zone 2	+ n/a	+\$233	+\$37	+\$108	+\$233	+\$393	+\$529	+\$767	+\$1,023	+\$1,241	+\$1,633	+\$2,095	+\$1,210	+\$1,551

Model	Upholstery	Foot Style	Ganging
PL30 POET	Grade Vendor Pattern Colorway	WF Wood Foot See Poet Wood Foot Finishes MF Metal Foot See Poet Metal Foot Finishes see foot finish style for pricing	NGB No Ganging Brackets YGV Ganging Bracket - add \$53

Description + General Information

Single Seat - Armless

- undermount power center available - order EC30 separately



Dimensions	D	W	H	Shipping	
Overall	33	27	32	Ctn Wt	54
Seat	22	27	17 ½	Cu Ft	16

	Single Upholstery	Frame Zone 1	Seat & Back Zone 2
COM Ydg	4 ½	2	2 ¾
COL Sq Ft	90	40	55

Single Upholstery Specify: Model | Upholstery | Foot Style | Ganging

PLPM01														
	COM	COL	A	B	C	D	E	F	G	H	I	J	L1	L2
Single Uph	\$2,219	\$2,458	\$2,256	\$2,330	\$2,458	\$2,622	\$2,762	\$3,008	\$3,270	\$3,495	\$3,897	\$4,373	\$3,463	\$3,813

Multiple Upholstery Specify: Model | Frame Upholstery | Seat & Back Uph | Foot Style | Ganging


PLPM01_M														
Base Price: \$2,219	To the Base Price, add the appropriate upcharges by grade, per zone													
	COM	COL	A	B	C	D	E	F	G	H	I	J	L1	L2
Frame - Zone 1	+ n/a	+\$110	+ \$17	+ \$51	+\$110	+\$185	+\$249	+\$362	+\$482	+\$585	+\$769	+\$987	+\$570	+\$730
Seat & Back - Zone 2	+ n/a	+\$151	+ \$24	+\$70	+\$151	+\$254	+\$342	+\$497	+\$662	+\$804	+\$1,057	+\$1,356	+\$784	+\$1,004

Model	Upholstery	Foot Style	Ganging
	Grade Vendor Pattern Colorway	WF Wood Foot See Poet Wood Foot Finishes MF Metal Foot See Poet Metal Foot Finishes see foot finish style for pricing	NGB No Ganging Brackets YGV Ganging Bracket - add \$53

Description + General Information

Two Seat - Armless

- undermount power center available - order EC30 separately



Dimensions	D	W	H	Shipping	
Overall	33	54 ¼	32	Ctn Wt	101
Seat	22	54 ¼	17 ½	Cu Ft	30

	Single Upholstery	Frame Zone 1	Seat & Back Zone 2
COM Ydg	9	3 ¾	5 ½
COL Sq Ft	180	70	110

Single Upholstery Specify: Model | Upholstery | Foot Style | Ganging

PLPM02														
	COM	COL	A	B	C	D	E	F	G	H	I	J	L1	L2
Single Uph	\$3,448	\$3,925	\$3,522	\$3,669	\$3,925	\$4,254	\$4,534	\$5,025	\$5,550	\$5,999	\$6,803	\$7,755	\$5,935	\$6,635

Multiple Upholstery Specify: Model | Frame Upholstery | Seat & Back Uph | Foot Style | Ganging


PLPM02_M														
Base Price: \$3,448	To the Base Price, add the appropriate upcharges by grade, per zone													
	COM	COL	A	B	C	D	E	F	G	H	I	J	L1	L2
Frame - Zone 1	+ n/a	+\$205	+ \$32	+ \$95	+\$205	+\$346	+ \$467	+ \$677	+ \$903	+ \$1,095	+ \$1,440	+ \$1,849	+ \$1,068	+ \$1,368
Seat & Back - Zone 2	+ n/a	+\$301	+ \$47	+\$140	+\$301	+\$508	+ \$684	+ \$993	+ \$1,324	+ \$1,606	+ \$2,112	+ \$2,712	+ \$1,566	+ \$2,007

Model	Upholstery	Foot Style	Ganging
PL32 POET	Grade Vendor Pattern Colorway	WF Wood Foot See Poet Wood Foot Finishes MF Metal Foot See Poet Metal Foot Finishes see foot finish style for pricing	NGB No Ganging Brackets YGV Ganging Bracket - add \$53

Description + General Information

Three Seat - Armless

- undermount power center available - order EC30 separately



Dimensions	D	W	H	Shipping	
Overall	33	81 ½	32	Ctn Wt	146
Seat	22	81 ½	17 ½	Cu Ft	44

	Single Upholstery	Frame Zone 1	Seat & Back Zone 2
COM Ydg	13 ½	5 ½	8 ¼
COL Sq Ft	270	110	160

Single Upholstery Specify: Model | Upholstery | Foot Style | Ganging

PLPM03														
	COM	COL	A	B	C	D	E	F	G	H	I	J	L1	L2
Single Uph	\$4,732	\$5,447	\$4,843	\$5,063	\$5,447	\$5,941	\$6,361	\$7,097	\$7,885	\$8,559	\$9,765	\$11,193	\$8,462	\$9,513

Multiple Upholstery Specify: Model | Frame Upholstery | Seat & Back Uph | Foot Style | Ganging


PLPM03_M														
Base Price: \$4,732	To the Base Price, add the appropriate upcharges by grade, per zone													
	COM	COL	A	B	C	D	E	F	G	H	I	J	L1	L2
Frame - Zone 1	+ n/a	+\$301	+\$47	+\$139	+\$301	+\$508	+\$684	+\$993	+\$1,324	+\$1,606	+\$2,112	+\$2,712	+\$1,566	+\$2,007
Seat & Back - Zone 2	+ n/a	+\$451	+\$70	+\$209	+\$451	+\$761	+\$1,026	+\$1,489	+\$1,985	+\$2,409	+\$3,168	+\$4,067	+\$2,348	+\$3,010

Model	Upholstery	Foot Style	Ganging
	Grade Vendor Pattern Colorway	WF Wood Foot See Poet Wood Foot Finishes MF Metal Foot See Poet Metal Foot Finishes see foot finish style for pricing	NGB No Ganging Brackets YGV Ganging Bracket - add \$53

Description + General Information

Two Seat Peninsula - Armless

- undermount power center available - order EC30 separately



left shown

Dimensions	D	W	H	Shipping	
Overall	34	54 ¼	32	Ctn Wt	97
Seat	22 & 34	54 ¼	17 ½	Cu Ft	31

	Single Upholstery	Frame Zone 1	Seat & Back Zone 2
COM Ydg	7 ¼	2 ½	5
COL Sq Ft	145	45	100

Single Upholstery Specify: Model | Upholstery | Foot Style | Ganging

PLPMP02B-R PLPMP02B-L														
	COM	COL	A	B	C	D	E	F	G	H	I	J	L1	L2
Single Uph	\$3,074	\$3,458	\$3,134	\$3,252	\$3,458	\$3,724	\$3,949	\$4,344	\$4,767	\$5,129	\$5,777	\$6,544	\$5,078	\$5,642


Multiple Upholstery Specify: Model | Frame Upholstery | Seat & Back Uph | Foot Style | Ganging

PLPMP02B-R_M PLPMP02B-L_M														
Base Price: \$3,074	To the Base Price, add the appropriate upcharges by grade, per zone													
	COM	COL	A	B	C	D	E	F	G	H	I	J	L1	L2
Frame - Zone 1	+ n/a	+\$137	+\$22	+\$64	+\$137	+\$231	+\$311	+\$452	+\$602	+\$730	+\$961	+\$1,233	+\$712	+\$913
Seat & Back - Zone 2	+ n/a	+\$273	+\$43	+\$127	+\$273	+\$462	+\$622	+\$903	+\$1,203	+\$1,460	+\$1,921	+\$2,465	+\$1,424	+\$1,825

Model	Upholstery	Foot Style	Ganging
PL34 POET	Grade Vendor Pattern Colorway	WF Wood Foot See Poet Wood Foot Finishes MF Metal Foot See Poet Metal Foot Finishes see foot finish style for pricing	NGB No Ganging Brackets YGV Ganging Bracket - add \$53

Description + General Information

Two Seat with Center Bench - Armless



- undermount power center available - order EC30 separately

Dimensions	D	W	H	Shipping	
Overall	34	81 ½	32	Ctn Wt	142
Seat	22 & 34	81 ½	17 ½	Cu Ft	46

	Single Upholstery	Frame Zone 1	Seat & Back Zone 2
COM Ydg	11 ½	4 ½	7 ¼
COL Sq Ft	230	85	145

Single Upholstery Specify: Model | Upholstery | Foot Style | Ganging

PLPMP03B														
	COM	COL	A	B	C	D	E	F	G	H	I	J	L1	L2
Single Uph	\$4,488	\$5,097	\$4,583	\$4,770	\$5,097	\$5,518	\$5,876	\$6,502	\$7,174	\$7,748	\$8,775	\$9,992	\$7,666	\$8,561

Multiple Upholstery Specify: Model | Frame Upholstery | Seat & Back Uph | Foot Style | Ganging


PLPMP03B_M														
Base Price: \$4,488	To the Base Price, add the appropriate upcharges by grade, per zone													
	COM	COL	A	B	C	D	E	F	G	H	I	J	L1	L2
Frame - Zone 1	+ n/a	+\$246	+\$39	+\$114	+\$246	+\$416	+\$560	+\$812	+\$1,083	+\$1,314	+\$1,728	+\$2,219	+\$1,281	+\$1,642
Seat & Back - Zone 2	+ n/a	+\$396	+\$62	+\$184	+\$396	+\$669	+\$902	+\$1,308	+\$1,745	+\$2,117	+\$2,784	+\$3,575	+\$2,064	+\$2,645

Model	Upholstery	Foot Style	Ganging
	Grade Vendor Pattern Colorway	WF Wood Foot See Poet Wood Foot Finishes MF Metal Foot See Poet Metal Foot Finishes see foot finish style for pricing	NGB No Ganging Brackets YGV Ganging Bracket - add \$53

Description + General Information

Two Seat with Bench - Armless

- undermount power center available - order EC30 separately



left shown

Dimensions	D	W	H	Shipping	
Overall	34	81 ½	32	Ctn Wt	142
Seat	22 & 34	81 ½	17 ½	Cu Ft	46

	Single Upholstery	Frame Zone 1	Seat & Back Zone 2
COM Ydg	11 ½	4 ½	7 ¼
COL Sq Ft	230	85	145

Single Upholstery Specify: Model | Upholstery | Foot Style | Ganging

PLPMP03B-R PLPMP03B-L														
	COM	COL	A	B	C	D	E	F	G	H	I	J	L1	L2
Single Uph	\$4,519	\$5,128	\$4,614	\$4,801	\$5,128	\$5,549	\$5,907	\$6,533	\$7,205	\$7,779	\$8,806	\$10,023	\$7,697	\$8,592

Multiple Upholstery Specify: Model | Frame Upholstery | Seat & Back Uph | Foot Style | Ganging


PLPMP03B-R_M PLPMP03B-L_M														
Base Price: \$4,519	To the Base Price, add the appropriate upcharges by grade, per zone													
	COM	COL	A	B	C	D	E	F	G	H	I	J	L1	L2
Frame - Zone 1	+ n/a	+\$246	+\$39	+\$114	+\$246	+\$416	+\$560	+\$812	+\$1,083	+\$1,314	+\$1,728	+\$2,219	+\$1,281	+\$1,642
Seat & Back - Zone 2	+ n/a	+\$396	+\$62	+\$184	+\$396	+\$669	+\$902	+\$1,308	+\$1,745	+\$2,117	+\$2,784	+\$3,575	+\$2,064	+\$2,645

Model	Upholstery	Foot Style	Ganging
PL36 POET	Grade Vendor Pattern Colorway	WF Wood Foot See Poet Wood Foot Finishes MF Metal Foot See Poet Metal Foot Finishes see foot finish style for pricing	NGB No Ganging Brackets YGV Ganging Bracket - add \$53

Description + General Information

Single Seat with Table - Armless

- undermount power center available - order EC30 separately



left shown

Dimensions	D	W	H	Shipping	
Overall	33	54 ¼	32	Ctn Wt	97
Seat	22	27	17 ½	Cu Ft	30

	Single Upholstery	Frame Zone 1	Seat & Back Zone 2
COM Ydg	5	2 ½	2 ¾
COL Sq Ft	100	45	55

Single Upholstery Specify: Model | Single Uph | Top Surface | Foot Style | Power | Ganging

**PLPMP01T-R
PLPMP01T-L**

	COM	COL	A	B	C	D	E	F	G	H	I	J	L1	L2
Single Uph/Lam	\$2,526	\$2,791	\$2,567	\$2,649	\$2,791	\$2,974	\$3,130	\$3,402	\$3,694	\$3,944	\$4,390	\$4,919	\$3,908	\$4,297
Single Uph/Essentials	\$2,876	\$3,141	\$2,917	\$2,999	\$3,141	\$3,324	\$3,480	\$3,752	\$4,044	\$4,294	\$4,740	\$5,269	\$4,258	\$4,647
Single Uph/Artisan	\$2,903	\$3,168	\$2,944	\$3,026	\$3,168	\$3,351	\$3,507	\$3,779	\$4,071	\$4,321	\$4,767	\$5,296	\$4,285	\$4,674
Single Uph/Solid Surf	\$4,413	\$4,678	\$4,454	\$4,536	\$4,678	\$4,861	\$5,017	\$5,289	\$5,581	\$5,831	\$6,277	\$6,806	\$5,795	\$6,184

Multiple Upholstery Specify: Model | Frame Uph | Seat & Back Uph | Top Surface | Foot Style | Power | Ganging

**PLPMP01T-R_M
PLPMP01T-L_M**

Base Price Laminate: \$2,526

Base Price Essentials: \$2,876

Base Price Solid Surface: \$4,413

Base Price Artisan: \$2,903

To the Base Price, add the appropriate upcharges by grade, per zone


	COM	COL	A	B	C	D	E	F	G	H	I	J	L1	L2
Frame - Zone 1	+n/a	+\$137	+\$22	+\$64	+\$137	+\$231	+\$312	+\$452	+\$602	+\$731	+\$960	+\$1,233	+\$712	+\$913
Seat & Back - Zone 2	+n/a	+\$151	+\$24	+\$70	+\$151	+\$254	+\$343	+\$497	+\$662	+\$804	+\$1,056	+\$1,356	+\$783	+\$1,004

Model	Upholstery	Top Surface	Foot Style	Power	Ganging
	Grade Vendor Pattern Colorway	T Laminate See Poet Laminate Finishes V Veneer See Poet Veneer Finishes S Solid Surface See Poet Solid Surface Finishes see top surface for pricing	WF Wood Foot See Poet Wood Foot Finishes MF Metal Foot See Poet Metal Foot Finishes see foot finish style for pricing	NSP No Surface Power YSP Surface Power (EC31) - add \$441 B Black Power Unit B Black Cord G Graphite Cord - add \$197 W White Power Unit G Graphite Cord - add \$197	NGB No Ganging Brackets YGV Ganging Bracket - add \$53

Description + General Information

Two Seat with Center Table - Armless

- undermount power center available - order EC30 separately



Dimensions	D	W	H	Shipping	
Overall	33	81 ½	32	Ctn Wt	142
Seat	22	27 ea	17 ½	Cu Ft	44

	Single Upholstery	Frame Zone 1	Seat & Back Zone 2
COM Ydg	9 ½	4 ¼	5 ½
COL Sq Ft	190	85	110

Single Upholstery Specify: Model | Single Uph | Top Surface | Foot Style | Power | Ganging

PLPMP02T														
	COM	COL	A	B	C	D	E	F	G	H	I	J	L1	L2
Single Uph/Lam	\$4,035	\$4,538	\$4,113	\$4,268	\$4,538	\$4,886	\$5,182	\$5,699	\$6,254	\$6,728	\$7,577	\$8,581	\$6,660	\$7,399
Single Uph/Essentials	\$4,368	\$4,871	\$4,446	\$4,601	\$4,871	\$5,219	\$5,515	\$6,032	\$6,587	\$7,061	\$7,910	\$8,914	\$6,993	\$7,732
Single Uph/Artisan	\$4,394	\$4,897	\$4,472	\$4,627	\$4,897	\$5,245	\$5,541	\$6,058	\$6,613	\$7,087	\$7,936	\$8,940	\$7,019	\$7,758
Single Uph/Solid Surf	\$5,832	\$6,335	\$5,910	\$6,065	\$6,335	\$6,683	\$6,979	\$7,496	\$8,051	\$8,525	\$9,374	\$10,378	\$8,457	\$9,196

Multiple Upholstery Specify: Model | Frame Uph | Seat & Back Uph | Top Surface | Foot Style | Power | Ganging


PLPMP02T_M		Base Price Laminate: \$4,035					Base Price Essentials: \$4,368							
		Base Price Solid Surface: \$5,832					Base Price Veneer: \$4,394							
To the Base Price, add the appropriate upcharges by grade, per zone														
	COM	COL	A	B	C	D	E	F	G	H	I	J	L1	L2
Frame - Zone 1	+n/a	+\$232	+\$36	+\$108	+\$232	+\$393	+\$529	+\$767	+\$1,023	+\$1,241	+\$1,633	+\$2,095	+\$1,210	+\$1,551
Seat & Back - Zone 2	+n/a	+\$300	+\$47	+\$139	+\$300	+\$508	+\$684	+\$993	+\$1,324	+\$1,606	+\$2,113	+\$2,711	+\$1,566	+\$2,007

Model	Upholstery	Top Surface	Foot Style	Power	Ganging
	Grade Vendor Pattern Colorway	T Laminate See Poet Laminate Finishes V Veneer See Poet Veneer Finishes S Solid Surface See Poet Solid Surface Finishes see top surface for pricing	WF Wood Foot See Poet Wood Foot Finishes MF Metal Foot See Poet Metal Foot Finishes see foot finish style for pricing	NSP No Surface Power YSP Surface Power (EC31) - add \$441 B Black Power Unit B Black Cord G Graphite Cord - add \$197 W White Power Unit G Graphite Cord - add \$197	NGB No Ganging Brackets YGV Ganging Bracket - add \$53

Description + General Information

Two Seat with Table - Armless

- undermount power center available - order EC30 separately



left shown

Dimensions	D	W	H	Shipping	
Overall	33	81 ½	32	Ctn Wt	142
Seat	22	54 ¼	17 ½	Cu Ft	44

	Single Upholstery	Frame Zone 1	Seat & Back Zone 2
COM Ydg	9 ½	4 ¼	5 ½
COL Sq Ft	190	85	110

Single Upholstery Specify: Model | Single Uph | Top Surface | Foot Style | Power | Ganging

PLPMP02T-R PLPMP02T-L														
	COM	COL	A	B	C	D	E	F	G	H	I	J	L1	L2
Single Uph/Lam	\$3,848	\$4,351	\$3,926	\$4,081	\$4,351	\$4,699	\$4,995	\$5,512	\$6,067	\$6,541	\$7,390	\$8,394	\$6,473	\$7,212
Single Uph/Essentials	\$4,181	\$4,684	\$4,259	\$4,414	\$4,684	\$5,032	\$5,328	\$5,845	\$6,400	\$6,874	\$7,723	\$8,727	\$6,806	\$7,545
Single Uph/Artisan	\$4,207	\$4,710	\$4,285	\$4,440	\$4,710	\$5,058	\$5,354	\$5,871	\$6,426	\$6,900	\$7,749	\$8,753	\$6,832	\$7,571
Single Uph/Solid Surf	\$5,645	\$6,148	\$5,723	\$5,878	\$6,148	\$6,496	\$6,792	\$7,309	\$7,864	\$8,338	\$9,187	\$10,191	\$8,270	\$9,009

Multiple Upholstery Specify: Model | Frame Uph | Seat & Back Uph | Top Surface | Foot Style | Power | Ganging


PLPMP02T-R_M Base Price Laminate: \$3,848 Base Price Essentials: \$4,181 PLPMP02T-L_M Base Price Solid Surface: \$5,645 Base Price Artisan: \$4,207 To the Base Price, add the appropriate upcharges by grade, per zone														
	COM	COL	A	B	C	D	E	F	G	H	I	J	L1	L2
Frame - Zone 1	+n/a	+\$232	+\$36	+\$108	+\$232	+\$393	+\$529	+\$767	+\$1,023	+\$1,241	+\$1,633	+\$2,095	+\$1,210	+\$1,551
Seat & Back - Zone 2	+n/a	+\$300	+\$47	+\$139	+\$300	+\$508	+\$684	+\$993	+\$1,324	+\$1,606	+\$2,113	+\$2,711	+\$1,566	+\$2,007

Model	Upholstery	Top Surface	Foot Style	Power	Ganging
	Grade Vendor Pattern Colorway	T Laminate See Poet Laminate Finishes V Veneer See Poet Veneer Finishes S Solid Surface See Poet Solid Surface Finishes see top surface for pricing	WF Wood Foot See Poet Wood Foot Finishes MF Metal Foot See Poet Metal Foot Finishes see foot finish style for pricing	NSP No Surface Power YSP Surface Power (EC31) - add \$441 B Black Power Unit B Black Cord G Graphite Cord - add \$197 W White Power Unit G Graphite Cord - add \$197	NGB No Ganging Brackets YGV Ganging Bracket - add \$53

Description + General Information

Two Seat with Two Tables - Armless

- undermount power center available - order EC30 separately



Dimensions	D	W	H	Shipping	
Overall	33	81 ½	32	Ctn Wt	142
Seat	22	27 ea	17 ½	Cu Ft	44

	Single Upholstery	Frame Zone 1	Seat & Back Zone 2
COM Ydg	9 ½	4 ¼	5 ½
COL Sq Ft	190	85	110

Single Upholstery Specify: Model | Single Uph | Top Surface | Foot Style | Power | Ganging

PLPM02T-D														
	COM	COL	A	B	C	D	E	F	G	H	I	J	L1	L2
Single Uph/Lam	\$3,908	\$4,411	\$3,986	\$4,141	\$4,411	\$4,759	\$5,055	\$5,572	\$6,127	\$6,601	\$7,450	\$8,454	\$6,533	\$7,272
Single Uph/Essentials	\$4,324	\$4,827	\$4,402	\$4,557	\$4,827	\$5,175	\$5,471	\$5,988	\$6,543	\$7,017	\$7,866	\$8,870	\$6,949	\$7,688
Single Uph/Artisan	\$4,354	\$4,857	\$4,432	\$4,587	\$4,857	\$5,205	\$5,501	\$6,018	\$6,573	\$7,047	\$7,896	\$8,900	\$6,979	\$7,718
Single Uph/Solid Surf	\$6,141	\$6,644	\$6,219	\$6,374	\$6,644	\$6,992	\$7,288	\$7,805	\$8,360	\$8,834	\$9,683	\$10,687	\$8,766	\$9,505

Multiple Upholstery Specify: Model | Frame Uph | Seat & Back Uph | Top Surface | Foot Style | Power | Ganging

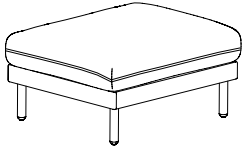
PLPM02T-D_M	Base Price Laminate: \$3,908							Base Price Essentials: \$4,324						
	Base Price Solid Surface: \$6,141							Base Price Artisan: \$4,354						
To the Base Price, add the appropriate upcharges by grade, per zone														
	COM	COL	A	B	C	D	E	F	G	H	I	J	L1	L2
Frame - Zone 1	+n/a	+\$232	+\$36	+\$108	+\$232	+\$393	+\$529	+\$767	+\$1,023	+\$1,241	+\$1,633	+\$2,095	+\$1,210	+\$1,551
Seat & Back - Zone 2	+n/a	+\$300	+\$47	+\$139	+\$300	+\$508	+\$684	+\$993	+\$1,324	+\$1,606	+\$2,113	+\$2,711	+\$1,566	+\$2,007

Model	Upholstery	Top Surface	Foot Style	Power	Ganging
	Grade Vendor Pattern Colorway	T Laminate See Poet Laminate Finishes V Veneer See Poet Veneer Finishes S Solid Surface See Poet Solid Surface Finishes see top surface for pricing	WF Wood Foot See Poet Wood Foot Finishes MF Metal Foot See Poet Metal Foot Finishes see foot finish style for pricing	NSP No Surface Power LSP Left Surface Power (EC31) - add \$441 B Black Power Unit B Black Cord G Graphite Cord - add \$197 W White Power Unit G Graphite Cord - add \$197 RSP Right Surface Power (EC31) - add \$441 B Black Power Unit B Black Cord G Graphite Cord - add \$197 W White Power Unit G Graphite Cord - add \$197 BSP Both Surface Power (EC31) - add \$882 B Black Power Unit B Black Cord G Graphite Cord - add \$394 W White Power Unit G Graphite Cord - add \$394	NGB No Ganging Brackets YGV Ganging Bracket - add \$53

Description + General Information

Modular Single Seat Bench

- undermount power center available - order EC30 separately



Dimensions	D	W	H	Shipping	
Overall	34	27	17 ½	Ctn Wt	50
Seat	34	27	17 ½	Cu Ft	8

	Single Upholstery	Frame Zone 1	Seat Zone 2
COM Ydg	2 ¾	¾	2
COL Sq Ft	50	15	40

Single Upholstery Specify: Model | Upholstery | Foot Style | Ganging

PLPMB01														
	COM	COL	A	B	C	D	E	F	G	H	I	J	L1	L2
Single Uph	\$1,523	\$1,669	\$1,546	\$1,591	\$1,669	\$1,770	\$1,855	\$2,005	\$2,166	\$2,303	\$2,549	\$2,839	\$2,205	\$2,400


Multiple Upholstery Specify: Model | Frame Upholstery | Seat & Back Uph | Foot Style | Ganging

PLPMB01_M														
Base Price: \$1,523	To the Base Price, add the appropriate upcharges by grade, per zone													
	COM	COL	A	B	C	D	E	F	G	H	I	J	L1	L2
Frame - Zone 1	+ n/a	+\$42	+\$7	+\$20	+\$42	+\$70	+\$94	+\$136	+\$181	+\$220	+\$289	+\$370	+\$192	+\$247
Seat - Zone 2	+ n/a	+\$110	+\$18	+\$51	+\$110	+\$186	+\$249	+\$362	+\$482	+\$585	+\$769	+\$986	+\$511	+\$657

Model	Upholstery	Foot Style	Ganging
	Grade Vendor Pattern Colorway	WF Wood Foot See Poet Wood Foot Finishes MF Metal Foot See Poet Metal Foot Finishes see foot finish style for pricing	NGB No Ganging Brackets YGV Ganging Bracket - add \$53

Description + General Information

Single Seat



- arm pocket available - upholstery same as arm and requires additional yardage, see upcharges below per arm
- undermount power center available - order EC30 separately

Dimensions	D	W	H	Shipping	
Overall	32	37 ½	32	Ctn Wt	82
Seat	21	26 ½	17 ½	Cu Ft	21
Arm			24 ¾		

	Single Upholstery	Frame Zone 1	Seat & Back Zone 2	Arm Zone 3	Pocket (per arm)
COM Ydg	7 ½	2	3	2 ¾	1
COL Sq Ft	150	40	60	55	18

Single Upholstery Specify: Model | Upholstery | Pocket | Foot Style

PLCF21														
	COM	COL	A	B	C	D	E	F	G	H	I	J	L1	L2
Single Uph	\$2,938	\$3,335	\$3,000	\$3,122	\$3,335	\$3,610	\$3,843	\$4,252	\$4,690	\$5,064	\$5,734	\$6,527	\$5,011	\$5,594

Multiple Upholstery Specify: Model | Frame Upholstery | Seat & Back Uph | Arm Uph | Pocket | Foot Style

PLCF21_M														
Base Price: \$2,938	To the Base Price, add the appropriate upcharges by grade, per zone													
	COM	COL	A	B	C	D	E	F	G	H	I	J	L1	L2
Frame - Zone 1	+ n/a	+\$110	+ \$18	+ \$51	+\$110	+\$185	+ \$249	+ \$361	+ \$482	+ \$584	+ \$768	+ \$986	+ \$570	+ \$730
Seat & Back - Zone 2	+ n/a	+\$164	+ \$26	+\$76	+\$164	+\$277	+ \$373	+ \$542	+ \$722	+ \$876	+ \$1,152	+ \$1,479	+ \$855	+ \$1,095
Arm - Zone 3	+ n/a	+\$150	+ \$24	+\$70	+\$150	+\$254	+ \$342	+ \$497	+ \$662	+ \$803	+ \$1,056	+ \$1,356	+ \$783	+ \$1,004

Optional Arm Pocket Available on both Single and Multiple Upholstery Units with Arm Pocket Upholstery matching the Arm.


Pocket Upcharge														
Pricing below represents upcharge for single arm pocket. For pockets on both arms, double the price.														
	COM	COL	A	B	C	D	E	F	G	H	I	J	L1	L2
No Leather Accent	\$138	\$198	\$147	\$166	\$198	\$240	\$281	\$346	\$415	\$489	\$603	\$742	\$466	\$558
With Leather Accent	\$183	\$243	\$193	\$210	\$243	\$285	\$326	\$390	\$459	\$533	\$648	\$787	\$510	\$602

Model	Upholstery	Pocket	Foot Style
PL42 POET	Grade Vendor Pattern Colorway	NP No Pocket LP Left Pocket LPX Right Pocket - No Accent LPAR Left Pocket with Brown Accent LPAK Left Pocket with Black Accent RP Right Pocket RPX Right Pocket - No Accent RPAR Right Pocket with Brown Accent RPAK Right Pocket with Black Accent BP Both Left & Right Pockets BPX Both Pockets - No Accent BPAR Both Pockets with Brown Accent BPAK Both Pockets with Black Accent	WF Wood Foot See Poet Wood Foot Finishes MF Metal Foot See Poet Metal Foot Finishes see foot finish style for pricing

see pocket for pricing

Description + General Information

Two Seat



- arm pocket available - upholstery same as arm and requires additional yardage, see upcharges below per arm
- undermount power center available - order EC30 separately

Dimensions	D	W	H	Shipping	
Overall	32	64 ¾	32	Ctn Wt	129
Seat	21	53 ½	17 ½	Cu Ft	35
Arm			24 ¾		

	Single Upholstery	Frame Zone 1	Seat & Back Zone 2	Arm Zone 3	Pocket (per arm)
COM Ydg	11 ¾	3 ¾	5 ¾	2 ¾	1
COL Sq Ft	235	75	115	55	18

Single Upholstery Specify: Model | Upholstery | Pocket | Foot Style

PLCF22														
	COM	COL	A	B	C	D	E	F	G	H	I	J	L1	L2
Single Uph	\$4,113	\$4,735	\$4,210	\$4,401	\$4,735	\$5,165	\$5,531	\$6,171	\$6,857	\$7,444	\$8,493	\$9,736	\$7,360	\$8,274

Multiple Upholstery Specify: Model | Frame Upholstery | Seat & Back Uph | Arm Uph | Pocket | Foot Style

PLCF22_M														
Base Price: \$4,113	To the Base Price, add the appropriate upcharges by grade, per zone													
	COM	COL	A	B	C	D	E	F	G	H	I	J	L1	L2
Frame - Zone 1	+ n/a	+\$205	+ \$32	+ \$95	+\$205	+\$346	+\$467	+\$677	+\$903	+\$1,095	+\$1,440	+\$1,849	+\$1,068	+\$1,368
Seat & Back - Zone 2	+ n/a	+\$314	+ \$49	+\$146	+\$314	+\$531	+\$715	+\$1,038	+\$1,384	+\$1,679	+\$2,208	+\$2,835	+\$1,637	+\$2,098
Arm - Zone 3	+ n/a	+\$150	+ \$24	+\$70	+\$150	+\$254	+\$342	+\$497	+\$662	+\$803	+\$1,056	+\$1,356	+\$783	+\$1,004


Optional Arm Pocket Available on both Single and Multiple Upholstery Units with Arm Pocket Upholstery matching the Arm.

Pocket Upcharge														
Pricing below represents upcharge for single arm pocket. For pockets on both arms, double the price.														
	COM	COL	A	B	C	D	E	F	G	H	I	J	L1	L2
No Leather Accent	\$138	\$198	\$147	\$166	\$198	\$240	\$281	\$346	\$415	\$489	\$603	\$742	\$466	\$558
With Leather Accent	\$183	\$243	\$193	\$210	\$243	\$285	\$326	\$390	\$459	\$533	\$648	\$787	\$510	\$602

Model	Upholstery	Pocket	Foot Style
	Grade Vendor Pattern Colorway	NP No Pocket LP Left Pocket LPX Right Pocket - No Accent LPAR Left Pocket with Brown Accent LPAK Left Pocket with Black Accent RP Right Pocket RPX Right Pocket - No Accent RPAR Right Pocket with Brown Accent RPAK Right Pocket with Black Accent BP Both Left & Right Pockets BPX Both Pockets - No Accent BPAR Both Pockets with Brown Accent BPAK Both Pockets with Black Accent see pocket for pricing	WF Wood Foot See Poet Wood Foot Finishes MF Metal Foot See Poet Metal Foot Finishes see foot finish style for pricing

Description + General Information

Three Seat



- arm pocket available - upholstery same as arm and requires additional yardage, see upcharges below per arm
- undermount power center available - order EC30 separately

Dimensions	D	W	H	Shipping	
Overall	32	92	32	Ctn Wt	174
Seat	21	80 ½	17 ½	Cu Ft	49
Arm			24 ¾		

	Single Upholstery	Frame Zone 1	Seat & Back Zone 2	Arm Zone 3	Pocket (per arm)
COM Ydg	17	5 ½	9	2 ¾	1
COL Sq Ft	340	105	180	60	18

Single Upholstery Specify: Model | Upholstery | Pocket | Foot Style

PLCF23														
	COM	COL	A	B	C	D	E	F	G	H	I	J	L1	L2
Single Uph	\$5,424	\$6,324	\$5,563	\$5,840	\$6,324	\$6,946	\$7,476	\$8,402	\$9,394	\$10,243	\$11,761	\$13,559	\$10,121	\$11,444

Multiple Upholstery Specify: Model | Frame Upholstery | Seat & Back Uph | Arm Uph | Pocket | Foot Style

PLCF23_M														
Base Price: \$5,424	To the Base Price, add the appropriate upcharges by grade, per zone													
	COM	COL	A	B	C	D	E	F	G	H	I	J	L1	L2
Frame - Zone 1	+ n/a	+\$300	+\$47	+\$139	+\$300	+\$508	+\$684	+\$993	+\$1,323	+\$1,606	+\$2,112	+\$2,711	+\$1,566	+\$2,007
Seat & Back - Zone 2	+ n/a	+\$491	+\$76	+\$227	+\$491	+\$830	+\$1,119	+\$1,624	+\$2,165	+\$2,628	+\$3,456	+\$4,436	+\$2,562	+\$3,283
Arm - Zone 3	+ n/a	+\$150	+\$24	+\$70	+\$150	+\$254	+\$342	+\$497	+\$662	+\$803	+\$1,056	+\$1,356	+\$783	+\$1,004


Optional Arm Pocket Available on both Single and Multiple Upholstery Units with Arm Pocket Upholstery matching the Arm.

Pocket Upcharge														
Pricing below represents upcharge for single arm pocket. For pockets on both arms, double the price.														
	COM	COL	A	B	C	D	E	F	G	H	I	J	L1	L2
No Leather Accent	\$138	\$198	\$147	\$166	\$198	\$240	\$281	\$346	\$415	\$489	\$603	\$742	\$466	\$558
With Leather Accent	\$183	\$243	\$193	\$210	\$243	\$285	\$326	\$390	\$459	\$533	\$648	\$787	\$510	\$602

Model	Upholstery	Pocket	Foot Style
PL44 POET	Grade Vendor Pattern Colorway	NP No Pocket LP Left Pocket LPX Right Pocket - No Accent LPAR Left Pocket with Brown Accent LPAK Left Pocket with Black Accent RP Right Pocket RPX Right Pocket - No Accent RPAR Right Pocket with Brown Accent RPAK Right Pocket with Black Accent BP Both Left & Right Pockets BPX Both Pockets - No Accent BPAR Both Pockets with Brown Accent BPAK Both Pockets with Black Accent	WF Wood Foot See Poet Wood Foot Finishes MF Metal Foot See Poet Metal Foot Finishes see foot finish style for pricing
		see pocket for pricing	

Description + General Information

Three Seat with Center Bench



- arm pocket available - upholstery same as arm and requires additional yardage, see upcharges below per arm
- undermount power center available - order EC30 separately

Dimensions	D	W	H	Shipping	
Overall	33	92	32	Ctn Wt	170
Seat	22 & 34	80 ½	17 ½	Cu Ft	50
Arm			24 ¾		

	Single Upholstery	Frame Zone 1	Seat & Back Zone 2	Arm Zone 3	Pocket (per arm)
COM Ydg	15	4 ¼	8 ¼	2 ¾	1
COL Sq Ft	300	85	165	60	18

Single Upholstery Specify: Model | Upholstery | Pocket | Foot Style

PLCF23B														
	COM	COL	A	B	C	D	E	F	G	H	I	J	L1	L2
Single Uph	\$5,105	\$5,899	\$5,228	\$5,472	\$5,899	\$6,448	\$6,915	\$7,732	\$8,608	\$9,357	\$10,697	\$12,283	\$9,250	\$10,417

Multiple Upholstery Specify: Model | Frame Upholstery | Seat & Back Uph | Arm Uph | Pocket | Foot Style

PLCF23B_M														
Base Price: \$5,105	To the Base Price, add the appropriate upcharges by grade, per zone													
	COM	COL	A	B	C	D	E	F	G	H	I	J	L1	L2
Frame - Zone 1	+ n/a	+\$232	+\$36	+\$108	+\$232	+\$392	+\$529	+\$767	+\$1,023	+\$1,241	+\$1,632	+\$2,095	+\$1,210	+\$1,551
Seat & Back - Zone 2	+ n/a	+\$450	+\$70	+\$208	+\$450	+\$761	+\$1,026	+\$1,489	+\$1,985	+\$2,409	+\$3,168	+\$4,067	+\$2,349	+\$3,010
Arm - Zone 3	+ n/a	+\$150	+\$24	+\$70	+\$150	+\$254	+\$342	+\$497	+\$662	+\$803	+\$1,056	+\$1,356	+\$783	+\$1,004


Optional Arm Pocket Available on both Single and Multiple Upholstery Units with Arm Pocket Upholstery matching the Arm.

Pocket Upcharge														
Pricing below represents upcharge for single arm pocket. For pockets on both arms, double the price.														
	COM	COL	A	B	C	D	E	F	G	H	I	J	L1	L2
No Leather Accent	\$138	\$198	\$147	\$166	\$198	\$240	\$281	\$346	\$415	\$489	\$603	\$742	\$466	\$558
With Leather Accent	\$183	\$243	\$193	\$210	\$243	\$285	\$326	\$390	\$459	\$533	\$648	\$787	\$510	\$602

Model	Upholstery	Pocket	Foot Style
	Grade Vendor Pattern Colorway	NP No Pocket LP Left Pocket LPX Right Pocket - No Accent LPAR Left Pocket with Brown Accent LPAK Left Pocket with Black Accent RP Right Pocket RPX Right Pocket - No Accent RPAR Right Pocket with Brown Accent RPAK Right Pocket with Black Accent BP Both Left & Right Pockets BPX Both Pockets - No Accent BPAR Both Pockets with Brown Accent BPAK Both Pockets with Black Accent see pocket for pricing	WF Wood Foot See Poet Wood Foot Finishes MF Metal Foot See Poet Metal Foot Finishes see foot finish style for pricing

Description + General Information

Two Seat with Center Table



- arm pocket available - upholstery same as arm and requires additional yardage, see upcharges below per arm
- undermount power center available - order EC30 separately

Dimensions	D	W	H	Shipping	
Overall	32	92	32	Ctn Wt	170
Seat	21	26 ½ ea	17 ½	Cu Ft	49
Arm			24 ¾		

	Single Upholstery	Frame Zone 1	Seat & Back Zone 2	Arm Zone 3	Pocket (per arm)
COM Ydg	13	4 ½	6	2 ¾	1
COL Sq Ft	260	85	120	55	18

Single Upholstery Specify: Model | Single Uph | Pocket | Top Surface | Foot Style | Power

PLCF22T														
	COM	COL	A	B	C	D	E	F	G	H	I	J	L1	L2
Single Uph/Lam	\$4,560	\$5,248	\$4,667	\$4,878	\$5,248	\$5,724	\$6,129	\$6,837	\$7,596	\$8,245	\$9,406	\$10,781	\$8,152	\$9,164
Single Uph/Essentials	\$4,910	\$5,598	\$5,017	\$5,228	\$5,598	\$6,074	\$6,479	\$7,187	\$7,946	\$8,595	\$9,756	\$11,131	\$8,502	\$9,514
Single Uph/Artisan	\$4,937	\$5,625	\$5,044	\$5,255	\$5,625	\$6,101	\$6,506	\$7,214	\$7,973	\$8,622	\$9,783	\$11,158	\$8,529	\$9,541
Single Uph/Solid Surf	\$6,447	\$7,135	\$6,554	\$6,765	\$7,135	\$7,611	\$8,016	\$8,724	\$9,483	\$10,132	\$11,293	\$12,668	\$10,039	\$11,051

Multiple Upholstery Specify: Model | Frame Upholstery | Seat & Back Uph | Arm Uph | Pocket | Top Surface | Foot Style | Power

PLCF22T_M														
Base Price Laminate: \$4,560					Base Price Essentials: \$4,910									
Base Price Solid Surface: \$6,447					Base Price Artisan: \$4,937									
To the Base Price, add the appropriate upcharges by grade, per zone														
	COM	COL	A	B	C	D	E	F	G	H	I	J	L1	L2
Frame - Zone 1	+n/a	+\$246	+\$39	+\$114	+\$246	+\$416	+\$560	+\$812	+\$1,083	+\$1,314	+\$1,728	+\$2,219	+\$1,281	+\$1,642
Seat & Back - Zone 2	+n/a	+\$328	+\$51	+\$152	+\$328	+\$554	+\$746	+\$1,083	+\$1,444	+\$1,752	+\$2,304	+\$2,958	+\$1,708	+\$2,189
Arm - Zone 3	+n/a	+\$150	+\$24	+\$70	+\$150	+\$254	+\$342	+\$497	+\$662	+\$803	+\$1,056	+\$1,356	+\$783	+\$1,004

Optional Arm Pocket Available on both Single and Multiple Upholstery Units with Arm Pocket Upholstery matching the Arm.

Pocket Upcharge														
Pricing below represents upcharge for single arm pocket. For pockets on both arms, double the price.														
	COM	COL	A	B	C	D	E	F	G	H	I	J	L1	L2
No Leather Accent	\$138	\$198	\$147	\$166	\$198	\$240	\$281	\$346	\$415	\$489	\$603	\$742	\$466	\$558
With Leather Accent	\$183	\$243	\$193	\$210	\$243	\$285	\$326	\$390	\$459	\$533	\$648	\$787	\$510	\$602

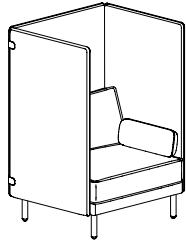
Model	Upholstery	Pocket	Top Surface	Foot Style	Power
	Grade Vendor Pattern Colorway	NP No Pocket LP Left Pocket LPX Right Pocket - No Accent LPAR Left Pocket with Brown Accent LPAK Left Pocket with Black Accent RP Right Pocket RPX Right Pocket - No Accent RPAR Right Pocket with Brown Accent RPAK Right Pocket with Black Accent BP Both Left & Right Pocket BPX Both Pockets - No Accent BPAR Both Pockets with Brown Accent BPAK Both Pockets with Black Accent	T Laminate See Poet Laminate Finishes V Veneer See Poet Veneer Finishes S Solid Surface See Poet Solid Surface Finishes see top surface for pricing	WF Wood Foot See Poet Wood Foot Finishes MF Metal Foot See Poet Metal Foot Finishes see foot finish style for pricing	NSP No Surface Power YSP Surface Power (EC31) - add \$441 B Black Power Unit B Black Cord G Graphite Cord - add \$197 W White Power Unit G Graphite Cord - add \$197

PL46 POET

see pocket for pricing

Description + General Information

Single Seat with Privacy Surround - Bolster



left shown

- leather not available on surround frame
- undermount power center available - order EC30 separately

Dimensions	D	W	H	Shipping	
Overall	33	37 ½	54	Ctn Wt	161
Seat	21	33	17 ½	Cu Ft	26

	Single Upholstery	Frame Zone 1	Seat & Back Zone 2	Bolster Zone 3
COM Ydg	13 ½	8 ¾	4 ¼	¾
COL Sq Ft	100*	158	85	14

*back/ bolster only

Single Upholstery Specify: Model | Upholstery | Strap Accent | Foot Style

PLCF31-PR PLCF31-PL														
	COM	COL	A	B	C	D	E	F	G	H	I	J	L1	L2
Single Uph	\$5,310	\$6,025	\$5,421	\$5,641	\$6,025	\$6,519	\$6,939	\$7,675	\$8,463	\$9,137	\$10,343	\$11,771	n/a	n/a


Multiple Upholstery Specify: Model | Frame Upholstery | Seat & Back Uph | Bolster Uph | Strap Accent | Foot Style

PLCF31-PR_M PLCF31-PL_M														
Base Price: \$5,310	To the Base Price, add the appropriate upcharges by grade, per zone													
	COM	COL	A	B	C	D	E	F	G	H	I	J	L1	L2
Frame - Zone 1	+ n/a	+n/a	+\$75	+\$221	+\$478	+\$808	+\$1,088	+\$1,579	+\$2,105	+\$2,555	+\$3,360	+\$4,314	+ n/a	+ n/a
Seat & Back - Zone 2	+ n/a	+\$232	+\$36	+\$108	+\$232	+\$393	+\$529	+\$767	+\$1,023	+\$1,241	+\$1,632	+\$2,096	+\$1,282	+\$1,626
Bolster - Zone 3	+ n/a	+\$41	+\$7	+\$19	+\$41	+\$70	+\$94	+\$136	+\$181	+\$219	+\$288	+\$370	+\$227	+\$288

Model	Upholstery	Strap Accent	Foot Style
	Grade Vendor Pattern Colorway	FA Fabric Accent LA Leather Accent - add \$111 BRO Brown BLK Black	WF Wood Foot See Poet Wood Foot Finishes MF Metal Foot See Poet Metal Foot Finishes see foot finish style for pricing

Description + General Information

Single Seat with Privacy Surround - Table



left shown

- leather not available on surround frame
- undermount power center available - order EC30 separately

Dimensions	D	W	H	Shipping	
Overall	33	51 ½	54	Ctn Wt	181
Seat	21	26 ½	17 ½	Cu Ft	31

	Single Upholstery	Frame Zone 1	Seat & Back Zone 2
COM Ydg	13 ¾	9 ¾	4 ½
COL Sq Ft	90*	n/a	90

*seat/back only

Single Upholstery Specify: Model | Upholstery | Strap Accent | Top Surface | Foot Style

PLCFS31-TR PLCFS31-TL														
	COM	COL	A	B	C	D	E	F	G	H	I	J	L1	L2
Single Uph/Lam	\$5,640	\$6,368	\$5,753	\$5,977	\$6,368	\$6,872	\$7,299	\$8,048	\$8,851	\$9,537	\$10,766	\$12,220	n/a	n/a
Single Uph/Essentials	\$5,936	\$6,664	\$6,049	\$6,273	\$6,664	\$7,168	\$7,595	\$8,344	\$9,147	\$9,833	\$11,062	\$12,516	n/a	n/a
Single Uph/Artisan	\$5,948	\$6,676	\$6,061	\$6,285	\$6,676	\$7,180	\$7,607	\$8,356	\$9,159	\$9,845	\$11,074	\$12,528	n/a	n/a
Single Uph/Solid Surf	\$6,663	\$7,391	\$6,776	\$7,000	\$7,391	\$7,895	\$8,322	\$9,071	\$9,874	\$10,560	\$11,789	\$13,243	n/a	n/a

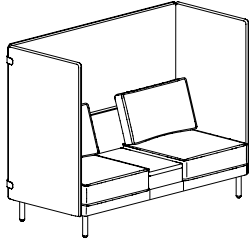
Multiple Upholstery Specify: Model | Frame Upholstery | Seat & Back Uph | Strap Accent | Top Surface | Foot Style

PLCFS31-TR_M Base Price Laminate: \$5,640 Base Price Essentials: \$5,936 PLCFS31-TL_M Base Price Solid Surface: \$6,663 Base Price Artisan: \$5,948 To the Base Price, add the appropriate upcharges by grade, per zone														
	COM	COL	A	B	C	D	E	F	G	H	I	J	L1	L2
Frame - Zone 1	+n/a	+ n/a	+ \$83	+ \$247	+ \$532	+ \$900	+ \$1,212	+ \$1,759	+ \$2,346	+ \$2,847	+ \$3,744	+ \$4,806	+ n/a	+ n/a
Seat & Back - Zone 2	+n/a	+ \$246	+ \$39	+ \$114	+ \$246	+ \$416	+ \$560	+ \$812	+ \$1,083	+ \$1,314	+ \$1,728	+ \$2,219	+ \$1,358	+ \$1,722

Model	Upholstery	Strap Accent	Top Surface	Foot Style
	Grade Vendor Pattern Colorway	FA Fabric Accent LA Leather Accent - add \$111 BRO Brown BLK Black	T Lamininate See Poet Laminate Finishes V Veneer See Poet Veneer Finishes S Solid Surface See Poet Solid Surface Finishes see top surface for pricing	WF Wood Foot See Poet Wood Foot Finishes MF Metal Foot See Poet Metal Foot Finishes see foot finish style for pricing

Description + General Information

Two Seat with Privacy Surround - Table



- leather not available on surround frame
- undermount power center available - order EC30 separately

Dimensions	D	W	H	Shipping	
Overall	33	78 ½	54	Ctn Wt	206
Seat	21	26 ½	17 ½	Cu Ft	31

	Single Upholstery	Frame Zone 1	Seat & Back Zone 2
COM Ydg	18 ¾	12 ¼	7
COL Sq Ft	140*	n/a	140

*seat/back only

Single Upholstery Specify: Model | Upholstery | Strap Accent | Top Surface | Foot Style | Power

PLCFS32-T														
	COM	COL	A	B	C	D	E	F	G	H	I	J	L1	L2
Single Uph/Lam	\$7,105	\$8,098	\$7,259	\$7,564	\$8,098	\$8,784	\$9,368	\$10,389	\$11,483	\$12,420	\$14,095	\$16,078	n/a	n/a
Single Uph/Essentials	\$7,401	\$8,394	\$7,555	\$7,860	\$8,394	\$9,080	\$9,664	\$10,685	\$11,779	\$12,716	\$14,391	\$16,374	n/a	n/a
Single Uph/Artisan	\$7,413	\$8,406	\$7,567	\$7,872	\$8,406	\$9,092	\$9,676	\$10,697	\$11,791	\$12,728	\$14,403	\$16,386	n/a	n/a
Single Uph/Solid Surf	\$8,128	\$9,121	\$8,282	\$8,587	\$9,121	\$9,807	\$10,391	\$11,412	\$12,506	\$13,443	\$15,118	\$17,101	n/a	n/a

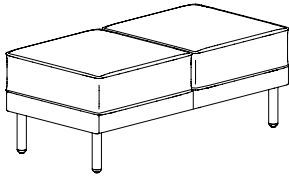
Multiple Upholstery Specify: Model | Frame Uph | Seat & Back Uph | Strap Accent | Top Surface | Foot Style | Power

PLCFS32-T_M	Base Price Laminate: \$7,105							Base Price Essentials: \$7,401						
	Base Price Solid Surface: \$8,128							Base Price Artisan: \$7,413						
To the Base Price, add the appropriate upcharges by grade, per zone														
	COM	COL	A	B	C	D	E	F	G	H	I	J	L1	L2
Frame - Zone 1	+n/a	+ n/a	+ \$104	+ \$309	+ \$669	+ \$1,130	+ \$1,523	+ \$2,210	+ \$2,947	+ \$3,577	+ \$4,704	+ \$6,039	+ n/a	+ n/a
Seat & Back - Zone 2	+n/a	+ \$382	+ \$60	+ \$177	+ \$382	+ \$646	+ \$871	+ \$1,263	+ \$1,684	+ \$2,044	+ \$2,688	+ \$3,451	+ \$2,112	+ \$2,678

Model	Upholstery	Strap Accent	Top Surface	Foot Style	Power
	Grade Vendor Pattern Colorway	FA Fabric Accent LA Leather Accent - add \$111 BRO Brown BLK Black	T Laminate See Poet Laminate Finishes V Veneer See Poet Veneer Finishes S Solid Surface See Poet Solid Surface Finishes see top surface for pricing	WF Wood Foot See Poet Wood Foot Finishes MF Metal Foot See Poet Metal Foot Finishes see foot finish style for pricing	NSP No Surface Power YSP Surface Power (EC31) - add \$441 B Black Power Unit B Black Cord G Graphite Cord - add \$197 W White Power Unit G Graphite Cord - add \$197

Description + General Information

Two Seat Bench



- undermount power center available - order EC30 separately

Dimensions	D	W	H	Shipping	
Overall	22 ½	43 ¾	17 ½	Ctn Wt	60
Seat	22 ½	43 ¾	17 ½	Cu Ft	8

	Single Upholstery	Frame Zone 1	Seat Zone 2
COM Ydg	3 ¼	1	2 ½
COL Sq Ft	59	15	50

Single Upholstery Specify: Model | Upholstery | Foot Style

PLCFB02														
	COM	COL	A	B	C	D	E	F	G	H	I	J	L1	L2
Single Uph	\$2,054	\$2,226	\$2,081	\$2,134	\$2,226	\$2,345	\$2,447	\$2,624	\$2,813	\$2,976	\$3,266	\$3,610	\$2,859	\$3,089

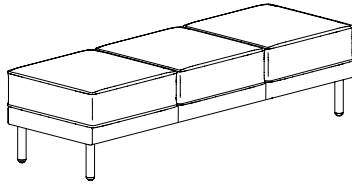
Multiple Upholstery Specify: Model | Frame Upholstery | Seat & Back Uph | Foot Style

PLCFB02_M														
Base Price: \$2,054	To the Base Price, add the appropriate upcharges by grade, per zone													
	COM	COL	A	B	C	D	E	F	G	H	I	J	L1	L2
Frame - Zone 1	+ n/a	+\$55	+\$9	+\$26	+\$55	+\$93	+\$125	+\$181	+\$241	+\$293	+\$385	+\$494	+\$256	+\$329
Seat - Zone 2	+ n/a	+\$137	+\$22	+\$64	+\$137	+\$231	+\$312	+\$452	+\$602	+\$731	+\$961	+\$1,233	+\$638	+\$821

Model	Upholstery	Foot Style
	Grade Vendor Pattern Colorway	WF Wood Foot See Poet Wood Foot Finishes MF Metal Foot See Poet Metal Foot Finishes see foot finish style for pricing

Description + General Information

Three Bench Seat



- undermount power center available - order EC30 separately

Dimensions	D	W	H	Shipping	
Overall	22 ½	65 ½	17 ½	Ctn Wt	86
Seat	22 ½	65 ½	17 ½	Cu Ft	12

	Single Upholstery	Frame Zone 1	Seat Zone 2
COM Ydg	5	1	4 ¼
COL Sq Ft	90	20	85

Single Upholstery Specify: Model Upholstery Foot Style

PLCFB03														
	COM	COL	A	B	C	D	E	F	G	H	I	J	L1	L2
Single Uph	\$2,775	\$3,040	\$2,816	\$2,898	\$3,040	\$3,223	\$3,379	\$3,651	\$3,943	\$4,193	\$4,639	\$5,168	\$4,001	\$4,351

Multiple Upholstery Specify: Model | Frame Upholstery | Seat & Back Uph | Foot Style

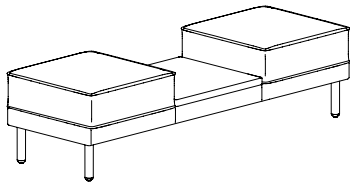
PLCFB03_M														
Base Price: \$2,775	To the Base Price, add the appropriate upcharges by grade, per zone													
	COM	COL	A	B	C	D	E	F	G	H	I	J	L1	L2
Frame - Zone 1	+ n/a	+\$55	+\$9	+\$26	+\$55	+\$93	+\$125	+\$181	+\$241	+\$293	+\$384	+\$493	+\$253	+\$325
Seat - Zone 2	+ n/a	+\$233	+\$36	+\$108	+\$233	+\$393	+\$529	+\$767	+\$1,023	+\$1,242	+\$1,632	+\$2,096	+\$1,074	+\$1,380

Model	Upholstery	Foot Style
	Grade Vendor Pattern Colorway	<p>WF Wood Foot See Poet Wood Foot Finishes</p> <p>MF Metal Foot See Poet Metal Foot Finishes</p> <p>see foot finish style for pricing</p>

Description + General Information

Two Seat Bench - Table

- undermount power center available - order EC30 separately



Dimensions	D	W	H	Shipping	
Overall	22 ½	65 ½	17 ½	Ctn Wt	86
Seat	22 ½	22 ea	17 ½	Cu Ft	12

	Single Upholstery	Frame Zone 1	Seat Zone 2
COM Ydg	3 ½	1	2 ¾
COL Sq Ft	63	20	55

Single Upholstery Specify: Model | Single Uph | Top Surface | Foot Style | Power

PLCFB02T														
	COM	COL	A	B	C	D	E	F	G	H	I	J	L1	L2
Single Uph/Lam	\$2,379	\$2,565	\$2,408	\$2,465	\$2,565	\$2,693	\$2,802	\$2,992	\$3,197	\$3,371	\$3,684	\$4,054	\$3,238	\$3,483
Single Uph/Essentials	\$2,681	\$2,867	\$2,710	\$2,767	\$2,867	\$2,995	\$3,104	\$3,294	\$3,499	\$3,673	\$3,986	\$4,356	\$3,540	\$3,785
Single Uph/Artisan	\$2,697	\$2,883	\$2,726	\$2,783	\$2,883	\$3,011	\$3,120	\$3,310	\$3,515	\$3,689	\$4,002	\$4,372	\$3,556	\$3,801
Single Uph/Solid Surf	\$3,761	\$3,947	\$3,790	\$3,847	\$3,947	\$4,075	\$4,184	\$4,374	\$4,579	\$4,753	\$5,066	\$5,436	\$4,620	\$4,865

Multiple Upholstery Specify: Model | Frame Uph | Seat & Back Uph | Top Surface | Foot Style | Power

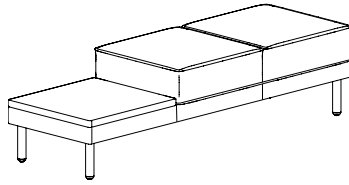
PLCFB02T_M	Base Price Laminate: \$2,379							Base Price Essentials: \$2,681						
	Base Price Solid Surface: \$3,761							Base Price Artisan: \$2,697						
To the Base Price, add the appropriate upcharges by grade, per zone														
	COM	COL	A	B	C	D	E	F	G	H	I	J	L1	L2
Frame - Zone 1	+n/a	+\$55	+\$9	+\$26	+\$55	+\$93	+\$125	+\$181	+\$241	+\$292	+\$385	+\$493	+\$253	+\$325
Seat - Zone 2	+n/a	+\$151	+\$24	+\$70	+\$151	+\$255	+\$343	+\$497	+\$662	+\$803	+\$1,057	+\$1,356	+\$696	+\$894

Model	Upholstery	Top Surface	Foot Style	Power
	Grade Vendor Pattern Colorway	T Laminate See Poet Laminate Finishes V Veneer See Poet Veneer Finishes S Solid Surface See Poet Solid Surface Finishes see top surface for pricing	WF Wood Foot See Poet Wood Foot Finishes MF Metal Foot See Poet Metal Foot Finishes see foot finish style for pricing	NSP No Surface Power YSP Surface Power (EC31) - add \$441 B Black Power Unit B Black Cord G Graphite Cord - add \$197 W White Power Unit G Graphite Cord - add \$197

Description + General Information

Two Seat Bench - Table

- undermount power center available - order EC30 separately



left shown

Dimensions	D	W	H	Shipping	
Overall	22 ½	65 ½	17 ½	Ctn Wt	86
Seat	22 ½	43 ¾	17 ½	Cu Ft	12

	Single Upholstery	Frame Zone 1	Seat Zone 2
COM Ydg	3 ½	1	2 ¾
COL Sq Ft	63	20	55

Single Upholstery Specify: Model | Single Uph | Top Surface | Foot Style | Power

PLCFB02T-R PLCFB02T-L														
	COM	COL	A	B	C	D	E	F	G	H	I	J	L1	L2
Single Uph/Lam	\$2,379	\$2,565	\$2,408	\$2,465	\$2,565	\$2,693	\$2,802	\$2,992	\$3,197	\$3,371	\$3,684	\$4,054	\$3,238	\$3,483
Single Uph/Essentials	\$2,681	\$2,867	\$2,710	\$2,767	\$2,867	\$2,995	\$3,104	\$3,294	\$3,499	\$3,673	\$3,986	\$4,356	\$3,540	\$3,785
Single Uph/Artisan	\$2,697	\$2,883	\$2,726	\$2,783	\$2,883	\$3,011	\$3,120	\$3,310	\$3,515	\$3,689	\$4,002	\$4,372	\$3,556	\$3,801
Single Uph/Solid Surf	\$3,761	\$3,947	\$3,790	\$3,847	\$3,947	\$4,075	\$4,184	\$4,374	\$4,579	\$4,753	\$5,066	\$5,436	\$4,620	\$4,865


Multiple Upholstery Specify: Model | Frame Uph | Seat & Back Uph | Top Surface | Foot Style | Power

PLCFB02T-R_M PLCFB02T-L_M														
	Base Price Laminate: \$2,379							Base Price Essentials: \$2,681						
	Base Price Solid Surface: \$3,761							Base Price Artisan: \$2,697						
	To the Base Price, add the appropriate upcharges by grade, per zone													
	COM	COL	A	B	C	D	E	F	G	H	I	J	L1	L2
Frame - Zone 1	+n/a	+\$55	+\$9	+\$26	+\$55	+\$93	+\$125	+\$181	+\$241	+\$292	+\$385	+\$493	+\$253	+\$325
Seat - Zone 2	+n/a	+\$151	+\$24	+\$70	+\$151	+\$255	+\$343	+\$497	+\$662	+\$803	+\$1,057	+\$1,356	+\$696	+\$894

Model	Upholstery	Top Surface	Foot Style	Power
	Grade Vendor Pattern Colorway	T Laminate See Poet Laminate Finishes V Veneer See Poet Veneer Finishes S Solid Surface See Poet Solid Surface Finishes see top surface for pricing	WF Wood Foot See Poet Wood Foot Finishes MF Metal Foot See Poet Metal Foot Finishes see foot finish style for pricing	NSP No Surface Power YSP Surface Power (EC31) - add \$441 B Black Power Unit B Black Cord G Graphite Cord - add \$197 W White Power Unit G Graphite Cord - add \$197

Description + General Information

Single Seat with Arm



left shown

- arm pocket available - upholstery same as arm and requires additional yardage, see upcharges below per arm
- undermount power center available - order EC30 separately

Dimensions	D	W	H	Shipping	
Overall	32	31 ½	32	Ctn Wt	68
Seat	21	26 ½	17 ½	Cu Ft	17
Arm			24 ¾		

	Single Upholstery	Frame Zone 1	Seat & Back Zone 2	Arm Zone 3	Pocket (per arm)
COM Ydg	6 ¼	2	3	1 ¾	1
COL Sq Ft	125	40	60	35	18

Single Upholstery Specify: Model | Upholstery | Pocket | Foot Style | Ganging

PLCM11-R PLCM11-L														
	COM	COL	A	B	C	D	E	F	G	H	I	J	L1	L2
Single Uph	\$2,557	\$2,888	\$2,609	\$2,710	\$2,888	\$3,117	\$3,312	\$3,652	\$4,017	\$4,329	\$4,887	\$5,548	\$4,284	\$4,771

Multiple Upholstery Specify: Model | Frame Upholstery | Seat & Back Uph | Arm Uph | Pocket | Foot Style | Ganging

PLCM11-R_M PLCM11-L_M														
Base Price: \$2,557	To the Base Price, add the appropriate upcharges by grade, per zone													
	COM	COL	A	B	C	D	E	F	G	H	I	J	L1	L2
Frame - Zone 1	+ n/a	+\$110	+\$18	+\$51	+\$110	+\$185	+\$249	+\$361	+\$482	+\$585	+\$768	+\$986	+\$570	+\$730
Seat & Back - Zone 2	+ n/a	+\$164	+\$26	+\$76	+\$164	+\$277	+\$374	+\$542	+\$722	+\$877	+\$1,152	+\$1,479	+\$854	+\$1,095
Arm - Zone 3	+ n/a	+\$96	+\$15	+\$45	+\$96	+\$162	+\$218	+\$316	+\$422	+\$512	+\$672	+\$863	+\$499	+\$639

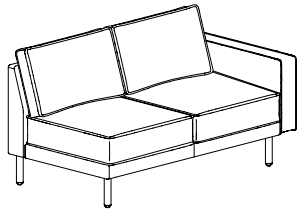
Optional Arm Pocket Available on both Single and Multiple Upholstery Units with Arm Pocket Upholstery matching the Arm.

Pocket Upcharge Pricing below represents upcharge for single arm pocket. For pockets on both arms, double the price.														
	COM	COL	A	B	C	D	E	F	G	H	I	J	L1	L2
No Leather Accent	\$138	\$198	\$147	\$166	\$198	\$240	\$281	\$346	\$415	\$489	\$603	\$742	\$466	\$558
With Leather Accent	\$183	\$243	\$193	\$210	\$243	\$285	\$326	\$390	\$459	\$533	\$648	\$787	\$510	\$602

Model	Upholstery	Pocket	Foot Style	Ganging
PL54 POET	Grade Vendor Pattern Colorway	NP No Pocket RP Right Pocket RPX Right Pocket - No Accent RPAR Right Pocket with Brown Accent RPAK Right Pocket with Black Accent LP Left Pocket LPX Left Pocket - No Accent LPAR Left Pocket with Brown Accent LPAK Left Pocket with Black Accent see pocket for pricing	WF Wood Foot See Poet Wood Foot Finishes MF Metal Foot See Poet Metal Foot Finishes see foot finish style for pricing	NGB No Ganging Brackets YGV Ganging Bracket - add \$53

Description + General Information

Two Seat with Arm



left shown

- arm pocket available - upholstery same as arm and requires additional yardage, see upcharges below per arm
- undermount power center available - order EC30 separately

Dimensions	D	W	H	Shipping	
Overall	32	58 ½	32	Ctn Wt	115
Seat	21	53 ½	17 ½	Cu Ft	31
Arm			24 ¾		

	Single Upholstery	Frame Zone 1	Seat & Back Zone 2	Arm Zone 3	Pocket (per arm)
COM Ydg	11	3 ½	6	1 ¾	1
COL Sq Ft	220	70	120	35	18

Single Upholstery Specify: Model | Upholstery | Pocket | Foot Style | Ganging

PLCM12-R PLCM12-L														
	COM	COL	A	B	C	D	E	F	G	H	I	J	L1	L2
Single Uph	\$3,808	\$4,391	\$3,898	\$4,077	\$4,391	\$4,793	\$5,136	\$5,735	\$6,377	\$6,926	\$7,909	\$9,072	\$6,848	\$7,704

Multiple Upholstery Specify: Model | Frame Upholstery | Seat & Back Uph | Arm Uph | Pocket | Foot Style | Ganging

PLCM12-R_M PLCM12-L_M														
Base Price: \$3,808	To the Base Price, add the appropriate upcharges by grade, per zone													
	COM	COL	A	B	C	D	E	F	G	H	I	J	L1	L2
Frame - Zone 1	+ n/a	+\$192	+\$30	+\$89	+\$192	+\$323	+\$436	+\$632	+\$842	+\$1,022	+\$1,345	+\$1,726	+\$997	+\$1,277
Seat & Back - Zone 2	+ n/a	+\$328	+\$51	+\$152	+\$328	+\$554	+\$747	+\$1,083	+\$1,444	+\$1,752	+\$2,305	+\$2,958	+\$1,708	+\$2,189
Arm - Zone 3	+ n/a	+\$96	+\$15	+\$45	+\$96	+\$162	+\$218	+\$316	+\$421	+\$511	+\$673	+\$863	+\$499	+\$639


Optional Arm Pocket Available on both Single and Multiple Upholstery Units with Arm Pocket Upholstery matching the Arm.

Pocket Upcharge														
Pricing below represents upcharge for single arm pocket. For pockets on both arms, double the price.														
	COM	COL	A	B	C	D	E	F	G	H	I	J	L1	L2
No Leather Accent	\$138	\$198	\$147	\$166	\$198	\$240	\$281	\$346	\$415	\$489	\$603	\$742	\$466	\$558
With Leather Accent	\$183	\$243	\$193	\$210	\$243	\$285	\$326	\$390	\$459	\$533	\$648	\$787	\$510	\$602

Model	Upholstery	Pocket	Foot Style	Ganging
	Grade Vendor Pattern Colorway	NP No Pocket RP Right Pocket RPX Right Pocket - No Accent RPAR Right Pocket with Brown Accent RPAK Right Pocket with Black Accent LP Left Pocket LPX Left Pocket - No Accent LPAR Left Pocket with Brown Accent LPAK Left Pocket with Black Accent see pocket for pricing	WF Wood Foot See Poet Wood Foot Finishes MF Metal Foot See Poet Metal Foot Finishes see foot finish style for pricing	NGB No Ganging Brackets YGV Ganging Bracket - add \$53

Description + General Information

Three Seat with Arm



- arm pocket available - upholstery same as arm and requires additional yardage, see upcharges below per arm
- undermount power center available - order EC30 separately

Dimensions	D	W	H	Shipping	
Overall	32	85 ½	32	Ctn Wt	160
Seat	21	80 ½	17 ½	Cu Ft	45
Arm			24 ¾		

	Single Upholstery	Frame Zone 1	Seat & Back Zone 2	Arm Zone 3	Pocket (per arm)
COM Ydg	15 ½	5 ¾	9	1 ¾	1
COL Sq Ft	310	105	180	35	18

Single Upholstery Specify: Model | Upholstery | Pocket | Foot Style | Ganging

PLCM13-R PLCM13-L														
	COM	COL	A	B	C	D	E	F	G	H	I	J	L1	L2
Single Uph	\$5,184	\$6,005	\$5,311	\$5,563	\$6,005	\$6,572	\$7,055	\$7,899	\$8,804	\$9,577	\$10,962	\$12,602	\$9,467	\$10,673

Multiple Upholstery Specify: Model | Frame Upholstery | Seat & Back Uph | Arm Uph | Pocket | Foot Style | Ganging

PLCM13-R_M PLCM13-L_M														
Base Price: \$5,184	To the Base Price, add the appropriate upcharges by grade, per zone													
	COM	COL	A	B	C	D	E	F	G	H	I	J	L1	L2
Frame - Zone 1	+ n/a	+\$287	+\$45	+\$133	+\$287	+\$485	+\$653	+\$948	+\$1,263	+\$1,533	+\$2,016	+\$2,588	+\$1,495	+\$1,915
Seat & Back - Zone 2	+ n/a	+\$492	+\$76	+\$227	+\$492	+\$831	+\$1,119	+\$1,624	+\$2,165	+\$2,628	+\$3,456	+\$4,437	+\$2,562	+\$3,283
Arm - Zone 3	+ n/a	+\$96	+\$15	+\$45	+\$96	+\$162	+\$218	+\$316	+\$421	+\$511	+\$672	+\$863	+\$499	+\$639


Optional Arm Pocket Available on both Single and Multiple Upholstery Units with Arm Pocket Upholstery matching the Arm.

Pocket Upcharge Pricing below represents upcharge for single arm pocket. For pockets on both arms, double the price.														
	COM	COL	A	B	C	D	E	F	G	H	I	J	L1	L2
No Leather Accent	\$138	\$198	\$147	\$166	\$198	\$240	\$281	\$346	\$415	\$489	\$603	\$742	\$466	\$558
With Leather Accent	\$183	\$243	\$193	\$210	\$243	\$285	\$326	\$390	\$459	\$533	\$648	\$787	\$510	\$602

Model	Upholstery	Pocket	Foot Style	Ganging
PL56 POET	Grade Vendor Pattern Colorway	NP No Pocket RP Right Pocket RPX Right Pocket - No Accent RPAR Right Pocket with Brown Accent RPAK Right Pocket with Black Accent LP Left Pocket LPX Left Pocket - No Accent LPAR Left Pocket with Brown Accent LPAK Left Pocket with Black Accent see pocket for pricing	WF Wood Foot See Poet Wood Foot Finishes MF Metal Foot See Poet Metal Foot Finishes see foot finish style for pricing	NGB No Ganging Brackets YGV Ganging Bracket - add \$53

Description + General Information

Two Seat with Peninsula Arm



left shown

- arm pocket available - upholstery same as arm and requires additional yardage, see upcharges below per arm
- undermount power center available - order EC30 separately

Dimensions	D	W	H	Shipping	
Overall	33	58 ½	32	Ctn Wt	111
Seat	22 & 34	53 ½	17 ½	Cu Ft	32
Arm			24 ¾		

	Single Upholstery	Frame Zone 1	Seat & Back Zone 2	Arm Zone 3	Pocket (per arm)
COM Ydg	8 ¾	2 ¼	5 ¼	1 ¾	1
COL Sq Ft	175	45	105	35	18

Single Upholstery Specify: Model | Upholstery | Pocket | Foot Style | Ganging

PLCMP12B-R PLCMP12B-L														
	COM	COL	A	B	C	D	E	F	G	H	I	J	L1	L2
Single Uph	\$3,500	\$3,964	\$3,572	\$3,714	\$3,964	\$4,284	\$4,556	\$5,033	\$5,544	\$5,980	\$6,762	\$7,688	\$5,918	\$6,599

Multiple Upholstery Specify: Model | Frame Upholstery | Seat & Back Uph | Arm Uph | Pocket | Foot Style | Ganging

PLCMP12B-R_M PLCMP12B-L_M														
Base Price: \$3,500	To the Base Price, add the appropriate upcharges by grade, per zone													
	COM	COL	A	B	C	D	E	F	G	H	I	J	L1	L2
Frame - Zone 1	+ n/a	+\$123	+\$20	+\$57	+\$123	+\$208	+\$280	+\$407	+\$542	+\$657	+\$864	+\$1,110	+\$641	+\$821
Seat & Back - Zone 2	+ n/a	+\$287	+\$45	+\$133	+\$287	+\$485	+\$653	+\$948	+\$1,264	+\$1,533	+\$2,016	+\$2,589	+\$1,495	+\$1,916
Arm - Zone 3	+ n/a	+\$96	+\$15	+\$45	+\$96	+\$162	+\$218	+\$316	+\$422	+\$511	+\$672	+\$863	+\$499	+\$639


Optional Arm Pocket Available on both Single and Multiple Upholstery Units with Arm Pocket Upholstery matching the Arm.

Pocket Upcharge														
Pricing below represents upcharge for single arm pocket. For pockets on both arms, double the price.														
	COM	COL	A	B	C	D	E	F	G	H	I	J	L1	L2
No Leather Accent	\$138	\$198	\$147	\$166	\$198	\$240	\$281	\$346	\$415	\$489	\$603	\$742	\$466	\$558
With Leather Accent	\$183	\$243	\$193	\$210	\$243	\$285	\$326	\$390	\$459	\$533	\$648	\$787	\$510	\$602

Model	Upholstery	Pocket	Foot Style	Ganging
	Grade Vendor Pattern Colorway	NP No Pocket RP Right Pocket RPX Right Pocket - No Accent RPAR Right Pocket with Brown Accent RPAK Right Pocket with Black Accent LP Left Pocket LPX Left Pocket - No Accent LPAR Left Pocket with Brown Accent LPAK Left Pocket with Black Accent see pocket for pricing	WF Wood Foot See Poet Wood Foot Finishes MF Metal Foot See Poet Metal Foot Finishes see foot finish style for pricing	NGB No Ganging Brackets YGV Ganging Bracket - add \$53

Description + General Information

Two Seat Peninsula with Arm



left shown

- arm pocket available - upholstery same as arm and requires additional yardage, see upcharges below per arm
- undermount power center available - order EC30 separately

Dimensions	D	W	H	Shipping	
Overall	33	85 ½	32	Ctn Wt	154
Seat	22 & 34	80 ½	17 ½	Cu Ft	47
Arm			24 ¾		

	Single Upholstery	Frame Zone 1	Seat & Back Zone 2	Arm Zone 3	Pocket (per arm)
COM Ydg	13 ½	4 ¼	8 ¼	1 ¾	1
COL Sq Ft	270	85	165	35	18

Single Upholstery Specify: Model | Upholstery | Pocket | Foot Style | Ganging

PLCMP13B-R PLCMP13B-L														
	COM	COL	A	B	C	D	E	F	G	H	I	J	L1	L2
Single Uph	\$4,792	\$5,507	\$4,903	\$5,123	\$5,507	\$6,001	\$6,421	\$7,157	\$7,945	\$8,619	\$9,825	\$11,253	\$8,522	\$9,573

Multiple Upholstery Specify: Model | Frame Upholstery | Seat & Back Uph | Arm Uph | Pocket | Foot Style | Ganging

PLCMP13B-R_M PLCMP13B-L_M														
Base Price: \$4,792	To the Base Price, add the appropriate upcharges by grade, per zone													
	COM	COL	A	B	C	D	E	F	G	H	I	J	L1	L2
Frame - Zone 1	+ n/a	+\$232	+\$36	+\$108	+\$232	+\$393	+\$529	+\$767	+\$1,023	+\$1,241	+\$1,632	+\$2,096	+\$1,210	+\$1,551
Seat & Back - Zone 2	+ n/a	+\$451	+\$70	+\$209	+\$451	+\$761	+\$1,026	+\$1,489	+\$1,985	+\$2,409	+\$3,168	+\$4,067	+\$2,348	+\$3,010
Arm - Zone 3	+ n/a	+\$96	+\$15	+\$45	+\$96	+\$162	+\$218	+\$316	+\$421	+\$511	+\$672	+\$863	+\$499	+\$639


Optional Arm Pocket Available on both Single and Multiple Upholstery Units with Arm Pocket Upholstery matching the Arm.

Pocket Upcharge Pricing below represents upcharge for single arm pocket. For pockets on both arms, double the price.														
	COM	COL	A	B	C	D	E	F	G	H	I	J	L1	L2
No Leather Accent	\$138	\$198	\$147	\$166	\$198	\$240	\$281	\$346	\$415	\$489	\$603	\$742	\$466	\$558
With Leather Accent	\$183	\$243	\$193	\$210	\$243	\$285	\$326	\$390	\$459	\$533	\$648	\$787	\$510	\$602

Model	Upholstery	Pocket	Foot Style	Ganging
PL58 POET	Grade Vendor Pattern Colorway	NP No Pocket RP Right Pocket RPX Right Pocket - No Accent RPAR Right Pocket with Brown Accent RPAK Right Pocket with Black Accent LP Left Pocket LPX Left Pocket - No Accent LPAR Left Pocket with Brown Accent LPAK Left Pocket with Black Accent see pocket for pricing	WF Wood Foot See Poet Wood Foot Finishes MF Metal Foot See Poet Metal Foot Finishes see foot finish style for pricing	NGB No Ganging Brackets YGV Ganging Bracket - add \$53

Description + General Information

Single Seat with Arm - Table



left shown

- arm pocket available - upholstery same as arm and requires additional yardage, see upcharges below per arm
- undermount power center available - order EC30 separately

Dimensions	D	W	H	Shipping	
Overall	32	58 ½	32	Ctn Wt	111
Seat	21	26 ½	17 ½	Cu Ft	31
Arm			24 ¾		

	Single Upholstery	Frame Zone 1	Seat & Back Zone 2	Arm Zone 3	Pocket (per arm)
COM Ydg	6 ½	2 ¼	3	1 ¾	1
COL Sq Ft	130	45	60	35	18

Single Upholstery Specify: Model | Single Uph | Pocket | Top Surface | Foot Style | Power | Ganging

PLCMP11T-R PLCMP11T-L														
	COM	COL	A	B	C	D	E	F	G	H	I	J	L1	L2
Single Uph/Lam	\$2,925	\$3,269	\$2,979	\$3,084	\$3,269	\$3,507	\$3,710	\$4,064	\$4,443	\$4,768	\$5,348	\$6,036	\$4,721	\$5,227
Single Uph/Essentials	\$3,275	\$3,619	\$3,329	\$3,434	\$3,619	\$3,857	\$4,060	\$4,414	\$4,793	\$5,118	\$5,698	\$6,386	\$5,071	\$5,577
Single Uph/Artisan	\$3,302	\$3,646	\$3,356	\$3,461	\$3,646	\$3,884	\$4,087	\$4,441	\$4,820	\$5,145	\$5,725	\$6,413	\$5,098	\$5,604
Single Uph/Solid Surf	\$4,812	\$5,156	\$4,866	\$4,971	\$5,156	\$5,394	\$5,597	\$5,951	\$6,330	\$6,655	\$7,235	\$7,923	\$6,608	\$7,114

Multiple Upholstery Specify: Model | Frame Uph | Seat & Back Uph | Arm Uph | Pocket | Top Surface | Foot Style | Power | Ganging

PLCMP11T-R_M PLCMP11T-L_M														
	Base Price Laminate: \$2,925							Base Price Essentials: \$3,275						
	Base Price Solid Surface: \$4,812							Base Price Artisan: \$3,302						
To the Base Price, add the appropriate upcharges by grade, per zone														
	COM	COL	A	B	C	D	E	F	G	H	I	J	L1	L2
Frame - Zone 1	+n/a	+\$123	+\$20	+\$57	+\$123	+\$208	+\$280	+\$407	+\$542	+\$658	+\$864	+\$1,110	+\$641	+\$821
Seat & Back - Zone 2	+n/a	+\$164	+\$26	+\$76	+\$164	+\$277	+\$374	+\$542	+\$722	+\$877	+\$1,152	+\$1,479	+\$854	+\$1,095
Arm - Zone 3	+n/a	+\$96	+\$15	+\$45	+\$96	+\$162	+\$218	+\$316	+\$421	+\$512	+\$672	+\$863	+\$499	+\$639


Optional Arm Pocket Available on both Single and Multiple Upholstery Units with Arm Pocket Upholstery matching the Arm.

Pocket Upcharge Pricing below represents upcharge for single arm pocket. For pockets on both arms, double the price.														
	COM	COL	A	B	C	D	E	F	G	H	I	J	L1	L2
No Leather Accent	\$138	\$198	\$147	\$166	\$198	\$240	\$281	\$346	\$415	\$489	\$603	\$742	\$466	\$558
With Leather Accent	\$183	\$243	\$193	\$210	\$243	\$285	\$326	\$390	\$459	\$533	\$648	\$787	\$510	\$602

Model	Upholstery	Pocket	Top Surface	Foot Style	Power	Ganging
	Grade Vendor Pattern Colorway	NP No Pocket RP Right Pocket RPX Right Pocket - No Accent RPAR Right Pocket with Brown Accent RPAK Right Pocket with Black Accent LP Left Pocket LPX Left Pocket - No Accent LPAR Left Pocket with Brown Accent LPAK Left Pocket with Black Accent see pocket for pricing	T Laminate See Poet Laminate Finishes V Veneer See Poet Veneer Finishes S Solid Surface See Poet Solid Surface Finishes see top surface for pricing	WF Wood Foot See Poet Wood Foot Finishes MF Metal Foot See Poet Metal Foot Finishes see foot finish style for pricing	NSP No Surface Power YSP Surface Power (EC31) - add \$441 B Black Power Unit B Black Cord G Graphite Cord - add \$197 W White Power Unit G Graphite Cord - add \$197	NGB No Ganging Brackets YGV Ganging Bracket - add \$53

Description + General Information

Two Seat with Arm - Table



left shown

- arm pocket available - upholstery same as arm and requires additional yardage, see upcharges below per arm
- undermount power center available - order EC30 separately

Dimensions	D	W	H	Shipping	
Overall	32	85 ½	32	Ctn Wt	154
Seat	21	53 ½	17 ½	Cu Ft	45
Arm			24 ¾		

	Single Upholstery	Frame Zone 1	Seat & Back Zone 2	Arm Zone 3	Pocket (per arm)
COM Ydg	11 ¼	4 ¼	6	1 ¾	1
COL Sq Ft	225	85	120	35	18

Single Upholstery Specify: Model | Single Uph | Pocket | Top Surface | Foot Style | Power | Ganging

	COM	COL	A	B	C	D	E	F	G	H	I	J	L1	L2
PLCMP12T-R PLCMP12T-L														
Single Uph/Lam	\$4,134	\$4,730	\$4,226	\$4,410	\$4,730	\$5,142	\$5,492	\$6,105	\$6,761	\$7,323	\$8,328	\$9,518	\$7,243	\$8,118
Single Uph/Essentials	\$4,484	\$5,080	\$4,576	\$4,760	\$5,080	\$5,492	\$5,842	\$6,455	\$7,111	\$7,673	\$8,678	\$9,868	\$7,593	\$8,468
Single Uph/Artisan	\$4,511	\$5,107	\$4,603	\$4,787	\$5,107	\$5,519	\$5,869	\$6,482	\$7,138	\$7,700	\$8,705	\$9,895	\$7,620	\$8,495
Single Uph/Solid Surf	\$6,021	\$6,617	\$6,113	\$6,297	\$6,617	\$7,029	\$7,379	\$7,992	\$8,648	\$9,210	\$10,215	\$11,405	\$9,130	\$10,005

Multiple Upholstery Specify: Model | Frame Uph | Seat & Back Uph | Arm Uph | Pocket | Top Surface | Foot Style | Power | Ganging

	COM	COL	A	B	C	D	E	F	G	H	I	J	L1	L2
PLCMP12T-R_M PLCMP12T-L_M														
	Base Price Laminate: \$4,134							Base Price Essentials: \$4,484						
	Base Price Solid Surface: \$6,021							Base Price Artisan: \$4,511						
	To the Base Price, add the appropriate upcharges by grade, per zone													
Frame - Zone 1	+n/a	+\$232	+\$36	+\$108	+\$232	+\$393	+\$529	+\$767	+\$1,023	+\$1,241	+\$1,632	+\$2,095	+\$1,210	+\$1,551
Seat & Back - Zone 2	+n/a	+\$328	+\$51	+\$152	+\$328	+\$554	+\$746	+\$1,083	+\$1,444	+\$1,752	+\$2,304	+\$2,958	+\$1,708	+\$2,189
Arm - Zone 3	+ n/a	+\$96	+\$15	+\$45	+\$96	+\$162	+\$218	+\$316	+\$421	+\$511	+\$672	+\$863	+\$499	+\$639

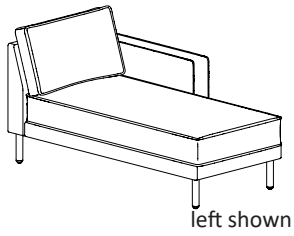
Optional Arm Pocket Available on both Single and Multiple Upholstery Units with Arm Pocket Upholstery matching the Arm.

Pocket Upcharge Pricing below represents upcharge for single arm pocket. For pockets on both arms, double the price.														
	COM	COL	A	B	C	D	E	F	G	H	I	J	L1	L2
No Leather Accent	\$138	\$198	\$147	\$166	\$198	\$240	\$281	\$346	\$415	\$489	\$603	\$742	\$466	\$558
With Leather Accent	\$183	\$243	\$193	\$210	\$243	\$285	\$326	\$390	\$459	\$533	\$648	\$787	\$510	\$602

Model	Upholstery	Pocket	Top Surface	Foot Style	Power	Ganging
	Grade Vendor Pattern Colorway	NP No Pocket RP Right Pocket RPX Right Pocket - No Accent RPAR Right Pocket with Brown Accent RPAK Right Pocket with Black Accent LP Left Pocket LPX Left Pocket - No Accent LPAR Left Pocket with Brown Accent LPAK Left Pocket with Black Accent see pocket for pricing	T Laminate See Poet Laminate Finishes V Veneer See Poet Veneer Finishes S Solid Surface See Poet Solid Surface Finishes see top surface for pricing	WF Wood Foot See Poet Wood Foot Finishes MF Metal Foot See Poet Metal Foot Finishes see foot finish style for pricing	NSP No Surface Power YSP Surface Power (EC31) - add \$441 B Black Power Unit B Black Cord G Graphite Cord - add \$197 W White Power Unit G Graphite Cord - add \$197	NGB No Ganging Brackets YGV Ganging Bracket - add \$53

Description + General Information

Chaise



- arm pocket available - upholstery same as arm and requires additional yardage, see upcharges below per arm
- undermount power center available - order EC30 separately

Dimensions	D	W	H	Shipping	
Overall	59	31 ½	32	Ctn Wt	82
Seat	48	26 ½	17 ½	Cu Ft	31
Arm			24 ¾		

	Single Upholstery	Frame Zone 1	Seat & Back Zone 2	Arm Zone 3	Pocket (per arm)
COM Ydg	7 ½	2	4 ½	1 ¾	1
COL Sq Ft	150	40	90	35	18

Single Upholstery Specify: Model | Single Uph | Pocket | Foot Style | Ganging

PLCM16-R PLCM16-L														
	COM	COL	A	B	C	D	E	F	G	H	I	J	L1	L2
Single Uph	\$3,266	\$3,663	\$3,328	\$3,450	\$3,663	\$3,938	\$4,171	\$4,580	\$5,018	\$5,392	\$6,062	\$6,855	\$5,339	\$5,922

Multiple Upholstery Specify: Model | Frame Upholstery | Seat & Back Uph | Arm Uph | Pocket | Foot Style | Ganging

PLCM16-R_M PLCM16-L_M														
Base Price: \$3,266	To the Base Price, add the appropriate upcharges by grade, per zone													
	COM	COL	A	B	C	D	E	F	G	H	I	J	L1	L2
Frame - Zone 1	+ n/a	+\$110	+\$18	+\$51	+\$110	+\$185	+\$249	+\$361	+\$482	+\$584	+\$768	+\$986	+\$570	+\$730
Seat & Back - Zone 2	+ n/a	+\$246	+\$39	+\$114	+\$246	+\$416	+\$560	+\$813	+\$1,083	+\$1,314	+\$1,728	+\$2,219	+\$1,282	+\$1,642
Arm - Zone 3	+ n/a	+\$96	+\$15	+\$45	+\$96	+\$162	+\$218	+\$316	+\$422	+\$511	+\$672	+\$863	+\$499	+\$639

Optional Arm Pocket Available on both Single and Multiple Upholstery Units with Arm Pocket Upholstery matching the Arm.

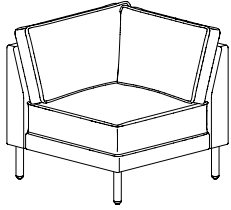
Pocket Upcharge Pricing below represents upcharge for single arm pocket. For pockets on both arms, double the price.														
	COM	COL	A	B	C	D	E	F	G	H	I	J	L1	L2
No Leather Accent	\$138	\$198	\$147	\$166	\$198	\$240	\$281	\$346	\$415	\$489	\$603	\$742	\$466	\$558
With Leather Accent	\$183	\$243	\$193	\$210	\$243	\$285	\$326	\$390	\$459	\$533	\$648	\$787	\$510	\$602

Model	Upholstery	Pocket	Foot Style	Ganging
	Grade Vendor Pattern Colorway	NP No Pocket RP Right Pocket RPX Right Pocket - No Accent RPAR Right Pocket with Brown Accent RPAK Right Pocket with Black Accent LP Left Pocket LPX Left Pocket - No Accent LPAR Left Pocket with Brown Accent LPAK Left Pocket with Black Accent see pocket for pricing	WF Wood Foot See Poet Wood Foot Finishes MF Metal Foot See Poet Metal Foot Finishes see foot finish style for pricing	NGB No Ganging Brackets YGV Ganging Bracket - add \$53

Description + General Information

Corner

- undermount power center available - order EC30 separately



left shown

Dimensions	D	W	H	Shipping	
Overall	31 ½	31 ½	32	Ctn Wt	66
Seat	20 ½	20 ½	17 ½	Cu Ft	17

	Single Upholstery	Frame Zone 1	Seat & Back Zone 2
COM Ydg	7	3 ¼	4 ¼
COL Sq Ft	140	65	85

Single Upholstery Specify: Model | Single Uph | Foot Style | Ganging

PLCMC01-R PLCMC01-L														
	COM	COL	A	B	C	D	E	F	G	H	I	J	L1	L2
Single Uph	\$2,682	\$3,053	\$2,740	\$2,854	\$3,053	\$3,309	\$3,527	\$3,908	\$4,317	\$4,666	\$5,292	\$6,032	\$4,616	\$5,161


Multiple Upholstery Specify: Model | Frame Upholstery | Seat & Back Uph | Foot Style | Ganging

PLCMC01-R_M PLCMC01-L_M														
Base Price: \$2,682	To the Base Price, add the appropriate upcharges by grade, per zone													
	COM	COL	A	B	C	D	E	F	G	H	I	J	L1	L2
Frame - Zone 1	+ n/a	+\$178	+\$28	+\$83	+\$178	+\$300	+\$405	+\$587	+\$782	+\$949	+\$1,249	+\$1,603	+\$925	+\$1,186
Seat & Back - Zone 2	+ n/a	+\$233	+\$37	+\$108	+\$233	+\$393	+\$529	+\$767	+\$1,023	+\$1,241	+\$1,633	+\$2,095	+\$1,210	+\$1,551

Model	Upholstery	Foot Style	Ganging
PL62 POET	Grade Vendor Pattern Colorway	WF Wood Foot See Poet Wood Foot Finishes MF Metal Foot See Poet Metal Foot Finishes see foot finish style for pricing	NGB No Ganging Brackets YGV Ganging Bracket - add \$53

Description + General Information

Single Seat - Armless



- undermount power center available - order EC30 separately

Dimensions	D	W	H	Shipping	
Overall	32	27	32	Ctn Wt	54
Seat	21	27	17 ½	Cu Ft	15

	Single Upholstery	Frame Zone 1	Seat & Back Zone 2
COM Ydg	5	2 ¼	3
COL Sq Ft	100	40	60

Single Upholstery Specify: Model | Upholstery | Foot Style | Ganging

PLCM01														
	COM	COL	A	B	C	D	E	F	G	H	I	J	L1	L2
Single Uph	\$2,154	\$2,419	\$2,195	\$2,277	\$2,419	\$2,602	\$2,758	\$3,030	\$3,322	\$3,572	\$4,018	\$4,547	\$3,536	\$3,925


Multiple Upholstery Specify: Model | Frame Upholstery | Seat & Back Uph | Foot Style | Ganging

PLCM01_M														
Base Price: \$2,154	To the Base Price, add the appropriate upcharges by grade, per zone													
	COM	COL	A	B	C	D	E	F	G	H	I	J	L1	L2
Frame - Zone 1	+ n/a	+\$123	+ \$20	+ \$58	+\$123	+\$208	+ \$280	+ \$407	+ \$542	+ \$658	+ \$864	+ \$1,110	+ \$641	+ \$821
Seat & Back - Zone 2	+ n/a	+\$164	+ \$26	+ \$77	+\$164	+\$277	+ \$374	+ \$542	+ \$722	+ \$877	+ \$1,152	+ \$1,479	+ \$855	+ \$1,095

Model	Upholstery	Foot Style	Ganging
	Grade Vendor Pattern Colorway	WF Wood Foot See Poet Wood Foot Finishes MF Metal Foot See Poet Metal Foot Finishes see foot finish style for pricing	NGB No Ganging Brackets YGV Ganging Bracket - add \$53

Description + General Information

Two Seat - Armless



- undermount power center available - order EC30 separately

Dimensions	D	W	H	Shipping	
Overall	32	54 ¼	32	Ctn Wt	101
Seat	21	54 ¼	17 ½	Cu Ft	29

	Single Upholstery	Frame Zone 1	Seat & Back Zone 2
COM Ydg	9 ½	3 ¾	6
COL Sq Ft	190	70	120

Single Upholstery Specify: Model | Upholstery | Foot Style | Ganging

PLCM02														
	COM	COL	A	B	C	D	E	F	G	H	I	J	L1	L2
Single Uph	\$3,348	\$3,851	\$3,426	\$3,581	\$3,851	\$4,199	\$4,495	\$5,012	\$5,567	\$6,041	\$6,890	\$7,894	\$5,973	\$6,712

Multiple Upholstery Specify: Model | Frame Upholstery | Seat & Back Uph | Foot Style | Ganging


PLCM02_M														
Base Price: \$3,348	To the Base Price, add the appropriate upcharges by grade, per zone													
	COM	COL	A	B	C	D	E	F	G	H	I	J	L1	L2
Frame - Zone 1	+ n/a	+\$205	+ \$32	+ \$95	+\$205	+\$346	+ \$467	+ \$677	+ \$903	+ \$1,095	+ \$1,441	+ \$1,849	+ \$1,068	+ \$1,368
Seat & Back - Zone 2	+ n/a	+\$328	+ \$51	+\$152	+\$328	+\$554	+ \$747	+ \$1,083	+ \$1,444	+ \$1,752	+ \$2,305	+ \$2,958	+ \$1,708	+ \$2,189

Model	Upholstery	Foot Style	Ganging
PL64 POET	Grade Vendor Pattern Colorway	WF Wood Foot See Poet Wood Foot Finishes MF Metal Foot See Poet Metal Foot Finishes see foot finish style for pricing	NGB No Ganging Brackets YGV Ganging Bracket - add \$53

Description + General Information

Three Seat - Armless

- undermount power center available - order EC30 separately



Dimensions	D	W	H	Shipping	
Overall	32	81 ½	32	Ctn Wt	146
Seat	21	81 ½	17 ½	Cu Ft	43

	Single Upholstery	Frame Zone 1	Seat & Back Zone 2
COM Ydg	14 ¼	5 ½	9
COL Sq Ft	285	105	180

Single Upholstery Specify: Model | Upholstery | Foot Style | Ganging

PLCM03														
	COM	COL	A	B	C	D	E	F	G	H	I	J	L1	L2
Single Uph	\$4,594	\$5,349	\$4,711	\$4,943	\$5,349	\$5,870	\$6,314	\$7,090	\$7,922	\$8,633	\$9,906	\$11,413	\$8,532	\$9,640

Multiple Upholstery Specify: Model | Frame Upholstery | Seat & Back Uph | Foot Style | Ganging


PLCM03_M														
Base Price: \$4,594	To the Base Price, add the appropriate upcharges by grade, per zone													
	COM	COL	A	B	C	D	E	F	G	H	I	J	L1	L2
Frame - Zone 1	+ n/a	+\$301	+\$47	+\$139	+\$301	+\$508	+\$684	+\$993	+\$1,324	+\$1,606	+\$2,112	+\$2,711	+\$1,566	+\$2,007
Seat & Back - Zone 2	+ n/a	+\$492	+\$77	+\$228	+\$492	+\$831	+\$1,119	+\$1,624	+\$2,165	+\$2,628	+\$3,456	+\$4,436	+\$2,562	+\$3,283

Model	Upholstery	Foot Style	Ganging
	Grade Vendor Pattern Colorway	WF Wood Foot See Poet Wood Foot Finishes MF Metal Foot See Poet Metal Foot Finishes see foot finish style for pricing	NGB No Ganging Brackets YGV Ganging Bracket - add \$53

Description + General Information

Two Seat Peninsula - Armless

- undermount power center available - order EC30 separately



left shown

Dimensions	D	W	H	Shipping	
Overall	33	54 ¼	32	Ctn Wt	97
Seat	22 & 34	54 ¼	17 ½	Cu Ft	30

	Single Upholstery	Frame Zone 1	Seat & Back Zone 2
COM Ydg	7 ½	2 ½	5 ¼
COL Sq Ft	150	45	105

Single Upholstery Specify: Model | Upholstery | Foot Style | Ganging

PLCMP02B-R PLCMP02B-L														
	COM	COL	A	B	C	D	E	F	G	H	I	J	L1	L2
Single Uph	\$2,985	\$3,382	\$3,047	\$3,169	\$3,382	\$3,657	\$3,890	\$4,299	\$4,737	\$5,111	\$5,781	\$6,574	\$5,058	\$5,641


Multiple Upholstery Specify: Model | Frame Upholstery | Seat & Back Uph | Foot Style | Ganging

PLCMP02B-R_M PLCMP02B-L_M														
Base Price: \$2,985	To the Base Price, add the appropriate upcharges by grade, per zone													
	COM	COL	A	B	C	D	E	F	G	H	I	J	L1	L2
Frame - Zone 1	+ n/a	+\$137	+\$22	+\$64	+\$137	+\$231	+\$311	+\$452	+\$602	+\$730	+\$960	+\$1,233	+\$712	+\$912
Seat & Back - Zone 2	+ n/a	+\$287	+\$45	+\$133	+\$287	+\$485	+\$653	+\$948	+\$1,264	+\$1,533	+\$2,016	+\$2,588	+\$1,495	+\$1,915

Model	Upholstery	Foot Style	Ganging
PL66 POET	Grade Vendor Pattern Colorway	WF Wood Foot See Poet Wood Foot Finishes MF Metal Foot See Poet Metal Foot Finishes see foot finish style for pricing	NGB No Ganging Brackets YGV Ganging Bracket - add \$53

Description + General Information

Two Seat with Center Bench - Armless



- undermount power center available - order EC30 separately

Dimensions	D	W	H	Shipping	
Overall	33	81 ½	32	Ctn Wt	142
Seat	22 & 34	81 ½	17 ½	Cu Ft	44

	Single Upholstery	Frame Zone 1	Seat & Back Zone 2
COM Ydg	12 ½	4 ½	8 ¼
COL Sq Ft	250	85	165

Single Upholstery Specify: Model | Upholstery | Foot Style | Ganging

PLCMP03B														
	COM	COL	A	B	C	D	E	F	G	H	I	J	L1	L2
Single Uph	\$4,357	\$5,019	\$4,460	\$4,663	\$5,019	\$5,477	\$5,866	\$6,547	\$7,276	\$7,900	\$9,017	\$10,339	\$7,811	\$8,784

Multiple Upholstery Specify: Model | Frame Upholstery | Seat & Back Uph | Foot Style | Ganging


PLCMP03B_M														
Base Price: \$4,357	To the Base Price, add the appropriate upcharges by grade, per zone													
	COM	COL	A	B	C	D	E	F	G	H	I	J	L1	L2
Frame - Zone 1	+ n/a	+\$246	+\$39	+\$114	+\$246	+\$416	+\$560	+\$813	+\$1,083	+\$1,314	+\$1,728	+\$2,219	+\$1,281	+\$1,642
Seat & Back - Zone 2	+ n/a	+\$451	+\$71	+\$209	+\$451	+\$762	+\$1,026	+\$1,489	+\$1,985	+\$2,409	+\$3,168	+\$4,067	+\$2,349	+\$3,010

Model	Upholstery	Foot Style	Ganging
	Grade Vendor Pattern Colorway	WF Wood Foot See Poet Wood Foot Finishes MF Metal Foot See Poet Metal Foot Finishes see foot finish style for pricing	NGB No Ganging Brackets YGV Ganging Bracket - add \$53

Description + General Information

Two Seat with Bench - Armless

- undermount power center available - order EC30 separately



left shown

Dimensions	D	W	H	Shipping	
Overall	34	81 ½	32	Ctn Wt	142
Seat	22 & 34	81 ½	17 ½	Cu Ft	46

	Single Upholstery	Frame Zone 1	Seat & Back Zone 2
COM Ydg	12 ¼	4 ¼	8 ¼
COL Sq Ft	245	85	165

Single Upholstery Specify: Model | Upholstery | Foot Style | Ganging

PLCMP03B-R PLCMP03B-L														
	COM	COL	A	B	C	D	E	F	G	H	I	J	L1	L2
Single Uph	\$4,386	\$5,035	\$4,487	\$4,686	\$5,035	\$5,483	\$5,865	\$6,532	\$7,247	\$7,858	\$8,953	\$10,248	\$7,771	\$8,724

Multiple Upholstery Specify: Model | Frame Upholstery | Seat & Back Uph | Foot Style | Ganging


PLCMP03B-R_M PLCMP03B-L_M														
Base Price: \$4,386	To the Base Price, add the appropriate upcharges by grade, per zone													
	COM	COL	A	B	C	D	E	F	G	H	I	J	L1	L2
Frame - Zone 1	+ n/a	+\$232	+\$37	+\$108	+\$232	+\$393	+\$529	+\$767	+\$1,023	+\$1,241	+\$1,633	+\$2,095	+\$1,210	+\$1,551
Seat & Back - Zone 2	+ n/a	+\$451	+\$71	+\$209	+\$451	+\$761	+\$1,026	+\$1,489	+\$1,985	+\$2,409	+\$3,169	+\$4,067	+\$2,349	+\$3,010

Model	Upholstery	Foot Style	Ganging
PL68 POET	Grade Vendor Pattern Colorway	WF Wood Foot See Poet Wood Foot Finishes MF Metal Foot See Poet Metal Foot Finishes see foot finish style for pricing	NGB No Ganging Brackets YGV Ganging Bracket - add \$53

Description + General Information

Single Seat with Table - Armless

- undermount power center available - order EC30 separately



left shown

Dimensions	D	W	H	Shipping	
Overall	32	54 ¼	32	Ctn Wt	97
Seat	21	27	17 ½	Cu Ft	29

	Single Upholstery	Frame Zone 1	Seat & Back Zone 2
COM Ydg	5 ¼	2 ½	3
COL Sq Ft	105	45	60

Single Upholstery Specify: Model | Single Uph | Top Surface | Foot Style | Power | Ganging

PLCMP01T-R PLCMP01T-L														
	COM	COL	A	B	C	D	E	F	G	H	I	J	L1	L2
Single Uph/Lam	\$2,452	\$2,730	\$2,495	\$2,581	\$2,730	\$2,923	\$3,086	\$3,372	\$3,678	\$3,940	\$4,409	\$4,965	\$3,903	\$4,312
Single Uph/Essentials	\$2,802	\$3,080	\$2,845	\$2,931	\$3,080	\$3,273	\$3,436	\$3,722	\$4,028	\$4,290	\$4,759	\$5,315	\$4,253	\$4,662
Single Uph/Artisan	\$2,829	\$3,107	\$2,872	\$2,958	\$3,107	\$3,300	\$3,463	\$3,749	\$4,055	\$4,317	\$4,786	\$5,342	\$4,280	\$4,689
Single Uph/Solid Surf	\$4,339	\$4,617	\$4,382	\$4,468	\$4,617	\$4,810	\$4,973	\$5,259	\$5,565	\$5,827	\$6,296	\$6,852	\$5,790	\$6,199

Multiple Upholstery Specify: Model | Frame Uph | Seat & Back Uph | Top Surface | Foot Style | Power | Ganging


PLCMP01T-R_M PLCMP01T-L_M		Base Price Laminate: \$2,452					Base Price Essentials: \$2,802							
		Base Price Solid Surface: \$4,339					Base Price Artisan: \$2,829							
To the Base Price, add the appropriate upcharges by grade, per zone														
	COM	COL	A	B	C	D	E	F	G	H	I	J	L1	L2
Frame - Zone 1	+n/a	+\$137	+\$22	+\$64	+\$137	+\$232	+\$311	+\$452	+\$602	+\$730	+\$960	+\$1,233	+\$712	+\$913
Seat & Back - Zone 2	+n/a	+\$164	+\$26	+\$76	+\$164	+\$278	+\$374	+\$542	+\$722	+\$876	+\$1,152	+\$1,480	+\$855	+\$1,095

Model	Upholstery	Top Surface	Foot Style	Power	Ganging
	Grade Vendor Pattern Colorway	T Laminate See Poet Laminate Finishes V Veneer See Poet Veneer Finishes S Solid Surface See Poet Solid Surface Finishes see top surface for pricing	WF Wood Foot See Poet Wood Foot Finishes MF Metal Foot See Poet Metal Foot Finishes see foot finish style for pricing	NSP No Surface Power YSP Left Surface Power (EC31) - add \$441 B Black Power Unit B Black Cord G Graphite Cord - add \$197 W White Power Unit G Graphite Cord - add \$197	NGB No Ganging Brackets YGV Ganging Bracket - add \$53

Description + General Information

Two Seat with Center Table - Armless

- undermount power center available - order EC30 separately



Dimensions	D	W	H	Shipping	
Overall	32	81 ½	32	Ctn Wt	142
Seat	21	27 ea	17 ½	Cu Ft	43

	Single Upholstery	Frame Zone 1	Seat & Back Zone 2
COM Ydg	10	4 ¼	6
COL Sq Ft	200	85	120

Single Upholstery Specify: Model | Single Uph | Top Surface | Foot Style | Power | Ganging

PLCMP02T														
	COM	COL	A	B	C	D	E	F	G	H	I	J	L1	L2
Single Uph/Lam	\$3,917	\$4,447	\$3,999	\$4,162	\$4,447	\$4,813	\$5,124	\$5,669	\$6,252	\$6,752	\$7,645	\$8,703	\$6,680	\$7,459
Single Uph/Essentials	\$4,267	\$4,797	\$4,349	\$4,512	\$4,797	\$5,163	\$5,474	\$6,019	\$6,602	\$7,102	\$7,995	\$9,053	\$7,030	\$7,809
Single Uph/Artisan	\$4,294	\$4,824	\$4,376	\$4,539	\$4,824	\$5,190	\$5,501	\$6,046	\$6,629	\$7,129	\$8,022	\$9,080	\$7,057	\$7,836
Single Uph/Solid Surf	\$5,804	\$6,334	\$5,886	\$6,049	\$6,334	\$6,700	\$7,011	\$7,556	\$8,139	\$8,639	\$9,532	\$10,590	\$8,567	\$9,346

Multiple Upholstery Specify: Model | Frame Uph | Seat & Back Uph | Top Surface | Foot Style | Power | Ganging


PLCMP02T_M	Base Price Laminate: \$3,917							Base Price Essentials: \$4,267						
	Base Price Solid Surface: \$5,804							Base Price Artisan: \$4,294						
To the Base Price, add the appropriate upcharges by grade, per zone														
	COM	COL	A	B	C	D	E	F	G	H	I	J	L1	L2
Frame - Zone 1	+n/a	+\$233	+\$36	+\$108	+\$233	+\$393	+\$529	+\$767	+\$1,023	+\$1,242	+\$1,632	+\$2,096	+\$1,210	+\$1,551
Seat & Back - Zone 2	+n/a	+\$328	+\$51	+\$152	+\$328	+\$554	+\$746	+\$1,083	+\$1,444	+\$1,753	+\$2,304	+\$2,958	+\$1,708	+\$2,189

Model	Upholstery	Top Surface	Foot Style	Power	Ganging
	Grade Vendor Pattern Colorway	T Laminate See Poet Laminate Finishes V Veneer See Poet Veneer Finishes S Solid Surface See Poet Solid Surface Finishes see top surface for pricing	WF Wood Foot See Poet Wood Foot Finishes MF Metal Foot See Poet Metal Foot Finishes see foot finish style for pricing	NSP No Surface Power YSP Left Surface Power (EC31) - add \$441 B Black Power Unit B Black Cord G Graphite Cord - add \$197 W White Power Unit G Graphite Cord - add \$197	NGB No Ganging Brackets YGV Ganging Bracket - add \$53

Description + General Information

Two Seat with Table - Armless

- undermount power center available - order EC30 separately



left shown

Dimensions	D	W	H	Shipping	
Overall	32	81 ½	32	Ctn Wt	142
Seat	21	54 ¼	17 ½	Cu Ft	43

	Single Upholstery	Frame Zone 1	Seat & Back Zone 2
COM Ydg	9 ¾	4 ¼	6
COL Sq Ft	195	85	120

Single Upholstery Specify: Model | Single Uph | Top Surface | Foot Style | Power | Ganging

**PLCMP02T-R
PLCMP02T-L**

	COM	COL	A	B	C	D	E	F	G	H	I	J	L1	L2
Single Uph/Lam	\$3,736	\$4,252	\$3,816	\$3,975	\$4,252	\$4,609	\$4,913	\$5,444	\$6,013	\$6,500	\$7,371	\$8,402	\$6,430	\$7,189
Single Uph/Essentials	\$4,086	\$4,602	\$4,166	\$4,325	\$4,602	\$4,959	\$5,263	\$5,794	\$6,363	\$6,850	\$7,721	\$8,752	\$6,780	\$7,539
Single Uph/Artisan	\$4,113	\$4,629	\$4,193	\$4,352	\$4,629	\$4,986	\$5,290	\$5,821	\$6,390	\$6,877	\$7,748	\$8,779	\$6,807	\$7,566
Single Uph/Solid Surf	\$5,623	\$6,139	\$5,703	\$5,862	\$6,139	\$6,496	\$6,800	\$7,331	\$7,900	\$8,387	\$9,258	\$10,289	\$8,317	\$9,076

Multiple Upholstery Specify: Model | Frame Uph | Seat & Back Uph | Top Surface | Foot Style | Power | Ganging

**PLCMP02T-R_M
PLCMP02T-L_M**

Base Price Laminate: \$3,736

Base Price Essentials: \$4,086

Base Price Solid Surface: \$5,623

Base Price Artisan: \$4,113

To the Base Price, add the appropriate upcharges by grade, per zone


	COM	COL	A	B	C	D	E	F	G	H	I	J	L1	L2
Frame - Zone 1	+n/a	+\$232	+\$36	+\$108	+\$232	+\$392	+\$529	+\$767	+\$1,023	+\$1,241	+\$1,633	+\$2,095	+\$1,210	+\$1,551
Seat & Back - Zone 2	+n/a	+\$328	+\$51	+\$152	+\$328	+\$554	+\$747	+\$1,083	+\$1,444	+\$1,752	+\$2,305	+\$2,958	+\$1,708	+\$2,189

Model	Upholstery	Top Surface	Foot Style	Power	Ganging
	Grade Vendor Pattern Colorway	T Laminate See Poet Laminate Finishes V Veneer See Poet Veneer Finishes S Solid Surface See Poet Solid Surface Finishes see top surface for pricing	WF Wood Foot See Poet Wood Foot Finishes MF Metal Foot See Poet Metal Foot Finishes see foot finish style for pricing	NSP No Surface Power YSP Left Surface Power (EC31) - add \$441 B Black Power Unit B Black Cord G Graphite Cord - add \$197 W White Power Unit G Graphite Cord - add \$197	NGB No Ganging Brackets YGV Ganging Bracket - add \$53

Description + General Information

Two Seat with Two Tables - Armless

- undermount power center available - order EC30 separately



Dimensions	D	W	H	Shipping	
Overall	32	81 ½	32	Ctn Wt	140
Seat	21	54 ¼	17 ½	Cu Ft	43

	Single Upholstery	Frame Zone 1	Seat & Back Zone 2
COM Ydg	9 ¾	4 ¼	6
COL Sq Ft	195	85	120

Single Upholstery Specify: Model | Single Uph | Top Surface | Foot Style | Power | Ganging

PLCM02T-D														
	COM	COL	A	B	C	D	E	F	G	H	I	J	L1	L2
Single Uph/Lam	\$3,794	\$4,310	\$3,874	\$4,033	\$4,310	\$4,667	\$4,971	\$5,502	\$6,071	\$6,558	\$7,429	\$8,460	\$6,488	\$7,247
Single Uph/Essentials	\$4,210	\$4,726	\$4,290	\$4,449	\$4,726	\$5,083	\$5,387	\$5,918	\$6,487	\$6,974	\$7,845	\$8,876	\$6,904	\$7,663
Single Uph/Artisan	\$4,240	\$4,756	\$4,320	\$4,479	\$4,756	\$5,113	\$5,417	\$5,948	\$6,517	\$7,004	\$7,875	\$8,906	\$6,934	\$7,693
Single Uph/Solid Surf	\$6,027	\$6,543	\$6,107	\$6,266	\$6,543	\$6,900	\$7,204	\$7,735	\$8,304	\$8,791	\$9,662	\$10,693	\$8,721	\$9,480

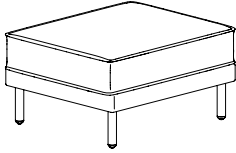
Multiple Upholstery Specify: Model | Frame Uph | Seat & Back Uph | Top Surface | Foot Style | Power | Ganging

PLCM02T-D_M														
Base Price Laminate: \$3,794					Base Price Essentials: \$4,210									
Base Price Solid Surface: \$6,027					Base Price Artisan: \$4,240									
To the Base Price, add the appropriate upcharges by grade, per zone														
	COM	COL	A	B	C	D	E	F	G	H	I	J	L1	L2
Frame - Zone 1	+n/a	+ \$232	+ \$36	+ \$108	+ \$232	+ \$392	+ \$529	+ \$767	+ \$1,023	+ \$1,241	+ \$1,633	+ \$2,095	+ \$1,210	+ \$1,551
Seat & Back - Zone 2	+n/a	+ \$328	+ \$51	+ \$152	+ \$328	+ \$554	+ \$747	+ \$1,083	+ \$1,444	+ \$1,752	+ \$2,305	+ \$2,958	+ \$1,708	+ \$2,189

Model	Upholstery	Top Surface	Foot Style	Power	Ganging
	Grade Vendor Pattern Colorway	T Laminate See Poet Laminate Finishes V Veneer See Poet Veneer Finishes S Solid Surface See Poet Solid Surface Finishes see top surface for pricing	WF Wood Foot See Poet Wood Foot Finishes MF Metal Foot See Poet Metal Foot Finishes see foot finish style for pricing	NSP No Surface Power LSP Left Surface Power (EC31) - add \$441 B Black Power Unit B Black Cord G Graphite Cord - add \$197 W White Power Unit G Graphite Cord - add \$197 RSP Right Surface Power (EC31) - add \$441 B Black Power Unit B Black Cord G Graphite Cord - add \$197 W White Power Unit G Graphite Cord - add \$197 BSP Both Surface Power (EC31) - add \$882 B Black Power Unit B Black Cord G Graphite Cord - add \$394 W White Power Unit G Graphite Cord - add \$394	NGB No Ganging Brackets YGV Ganging Bracket - add \$53

Description + General Information

Modular Single Seat Bench



- undermount power center available - order EC30 separately

Dimensions	D	W	H	Shipping	
Overall	33	27	17 ½	Ctn Wt	50
Seat	33	27	17 ½	Cu Ft	7

	Single Upholstery	Frame Zone 1	Seat Zone 2
COM Ydg	3	1	2 ¼
COL Sq Ft	54	15	45

Single Upholstery Specify: Model | Upholstery | Foot Style | Ganging

PLCMB01														
	COM	COL	A	B	C	D	E	F	G	H	I	J	L1	L2
Single Uph	\$1,479	\$1,638	\$1,504	\$1,553	\$1,638	\$1,748	\$1,841	\$2,005	\$2,180	\$2,330	\$2,598	\$2,915	\$2,215	\$2,425

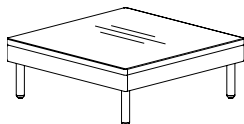
Multiple Upholstery Specify: Model | Frame Upholstery | Seat Uph | Foot Style | Ganging

PLCMB01_M														
Base Price: \$1,479	To the Base Price, add the appropriate upcharges by grade, per zone													
	COM	COL	A	B	C	D	E	F	G	H	I	J	L1	L2
Frame - Zone 1	+ n/a	+\$55	+\$9	+\$26	+\$55	+\$93	+\$125	+\$181	+\$241	+\$293	+\$385	+\$494	+\$253	+\$325
Seat - Zone 2	+ n/a	+\$123	+\$20	+\$58	+\$123	+\$208	+\$280	+\$407	+\$542	+\$658	+\$865	+\$1,110	+\$569	+\$731

Model	Upholstery	Foot Style	Ganging
	Grade Vendor Pattern Colorway	WF Wood Foot See Poet Wood Foot Finishes MF Metal Foot See Poet Metal Foot Finishes see foot finish style for pricing	NGB No Ganging Brackets YGV Ganging Bracket - add \$53

Description + General Information

Modular Corner Table - Straight Grain



- undermount power center available - order EC30 separately

Dimensions	D	W	H	Shipping	
Overall	30 ¾	30 ¾	11 ½	Ctn Wt	50
				Cu Ft	4

Apron Upholstery	
COM Ydg	1
COL Sq Ft	18

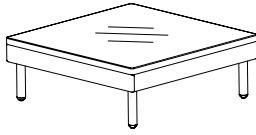
Single Upholstery Specify: Model | Apron Uph | Top Surface | Foot Style | Power | Ganging

PLMCT														
	COM	COL	A	B	C	D	E	F	G	H	I	J	L1	L2
Single Uph/Lam	\$1,127	\$1,180	\$1,136	\$1,152	\$1,180	\$1,217	\$1,248	\$1,303	\$1,361	\$1,411	\$1,500	\$1,606	\$1,373	\$1,443
Single Uph/Essentials	\$1,484	\$1,537	\$1,493	\$1,509	\$1,537	\$1,574	\$1,605	\$1,660	\$1,718	\$1,768	\$1,857	\$1,963	\$1,730	\$1,800
Single Uph/Artisan	\$1,516	\$1,569	\$1,525	\$1,541	\$1,569	\$1,606	\$1,637	\$1,692	\$1,750	\$1,800	\$1,889	\$1,995	\$1,762	\$1,832
Single Uph/Solid Surf	\$3,275	\$3,328	\$3,284	\$3,300	\$3,328	\$3,365	\$3,396	\$3,451	\$3,509	\$3,559	\$3,648	\$3,754	\$3,521	\$3,591

Model	Upholstery	Top Surface	Foot Style	Power	Ganging
	Grade Vendor Pattern Colorway	T Laminate See Poet Laminate Finishes V Veneer See Poet Veneer Finishes S Solid Surface See Poet Solid Surface Finishes see top surface for pricing	WF Wood Foot See Poet Wood Foot Finishes MF Metal Foot See Poet Metal Foot Finishes see foot finish style for pricing	NSP No Surface Power YSP Surface Power (EC31) - add \$441 B Black Power Unit B Black Cord G Graphite Cord - add \$197 W White Power Unit G Graphite Cord - add \$197	NGB No Ganging Brackets YGV Ganging Bracket - add \$53

Description + General Information

Modular Corner Table - Diagonal Grain



- undermount power center available - order EC30 separately

Dimensions	D	W	H	Shipping	
Overall	30 ¾	30 ¾	11 ½	Ctn Wt	50
				Cu Ft	4

Apron Upholstery	
COM Ydg	1
COL Sq Ft	18

Single Upholstery Specify: Model | Apron Uph | Top Surface | Foot Style | Power | Ganging

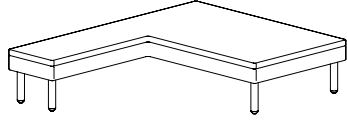
PLMCT-D														
	COM	COL	A	B	C	D	E	F	G	H	I	J	L1	L2
Single Uph/Lam	\$1,234	\$1,287	\$1,243	\$1,259	\$1,287	\$1,324	\$1,355	\$1,410	\$1,468	\$1,518	\$1,607	\$1,713	\$1,480	\$1,550
Single Uph/Essentials	\$1,530	\$1,583	\$1,539	\$1,555	\$1,583	\$1,620	\$1,651	\$1,706	\$1,764	\$1,814	\$1,903	\$2,009	\$1,776	\$1,846
Single Uph/Artisan	\$1,568	\$1,621	\$1,577	\$1,593	\$1,621	\$1,658	\$1,689	\$1,744	\$1,802	\$1,852	\$1,941	\$2,047	\$1,814	\$1,884
Single Uph/Solid Surf	\$3,382	\$3,435	\$3,391	\$3,407	\$3,435	\$3,472	\$3,503	\$3,558	\$3,616	\$3,666	\$3,755	\$3,861	\$3,628	\$3,698

Model	Upholstery	Top Surface	Foot Style	Power	Ganging
	Grade Vendor Pattern Colorway	T Laminate See Poet Laminate Finishes V Veneer See Poet Veneer Finishes S Solid Surface See Poet Solid Surface Finishes see top surface for pricing	WF Wood Foot See Poet Wood Foot Finishes MF Metal Foot See Poet Metal Foot Finishes see foot finish style for pricing	NSP No Surface Power YSP Surface Power (EC31) - add \$441 B Black Power Unit B Black Cord G Graphite Cord - add \$197 W White Power Unit G Graphite Cord - add \$197	NGB No Ganging Brackets YGV Ganging Bracket - add \$53

Description + General Information

Modular Table Wrap

- undermount power center available - order EC30 separately



left shown

Dimensions	D	W	H	Shipping	
Overall	44 ¾"	55 ¾"	11 ½"	Ctn Wt	90
				Cu Ft	10

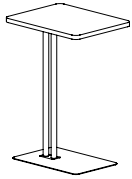
Apron Upholstery	
COM Ydg	1 ¼"
COL Sq Ft	23

Single Upholstery Specify: Model | Apron Uph | Top Surface | Foot Style | Power | Ganging

PLMWT-R PLMWT-L														
	COM	COL	A	B	C	D	E	F	G	H	I	J	L1	L2
Single Uph/Lam	\$2,001	\$2,068	\$2,012	\$2,032	\$2,068	\$2,113	\$2,152	\$2,220	\$2,293	\$2,356	\$2,467	\$2,600	\$2,316	\$2,405
Single Uph/Essentials	\$2,425	\$2,492	\$2,436	\$2,456	\$2,492	\$2,537	\$2,576	\$2,644	\$2,717	\$2,780	\$2,891	\$3,024	\$2,740	\$2,829
Single Uph/Artisan	\$2,505	\$2,572	\$2,516	\$2,536	\$2,572	\$2,617	\$2,656	\$2,724	\$2,797	\$2,860	\$2,971	\$3,104	\$2,820	\$2,909

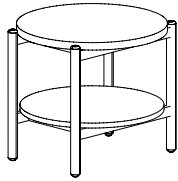
Model	Upholstery	Top Surface	Foot Style	Power	Ganging
	Grade Vendor Pattern Colorway	T Laminate See Poet Laminate Finishes V Veneer See Poet Veneer Finishes see top surface for pricing	WF Wood Foot See Poet Wood Foot Finishes MF Metal Foot See Poet Metal Foot Finishes see foot finish style for pricing	NSP No Surface Power YSP Surface Power (EC31) - add \$441 B Black Power Unit B Black Cord G Graphite Cord - add \$197 W White Power Unit W White Cord G Graphite Cord - add \$197	NGB No Ganging Brackets YGV Ganging Bracket - add \$53

Description	D	W	H	CTN WT	CU FT	① Model	Laminate	Essentials Veneer	Artisan Veneer
Freestanding Pull Up Table	14	18	26 ¼	26	2	PLT26	\$676	\$886	\$892



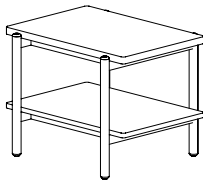
Round Side Table - Wood Legs	22	22	20	30	7	PLRD20-22W	\$1,188	\$1,564	\$1,586
-------------------------------------	----	----	----	----	---	-------------------	---------	---------	---------

- walnut or white oak wood legs available, specify and add \$244 list



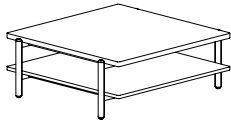
Rectangular Side Table - Wood Legs	26	20 ¾	20	35	8	PLTT20-2026W	\$1,230	\$1,606	\$1,628
-------------------------------------------	----	------	----	----	---	---------------------	---------	---------	---------

- walnut or white oak wood legs available, specify and add \$244 list



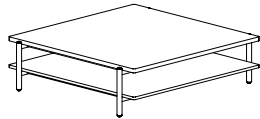
Model	Top Surface	Metal Frame Color (PLT26)	Wood Leg Style
	T Laminate See Poet Laminate Finishes V Veneer See Poet Veneer Finishes see top surface for pricing	see metal frame finishes	MAL Maple Wood Leg & Frame MPL Maple Paint Wood Leg & Frame, add \$47 WAL Walnut Wood Leg & Frame (see upcharge) WOL White Oak Wood Leg & Frame (see upcharge) see wood leg finishes

Description	D	W	H	CTN WT	CU FT	① Model	Laminate	Essentials Veneer	Artisan Veneer
Coffee Table - Wood Legs	36	38 7/8	14	80	14	PLTT14-3638W	\$1,371	\$1,836	\$1,896



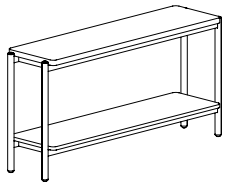
- walnut or white oak wood legs available, specify and add \$252 list

Coffee Table - Wood Legs	48	50 7/8	14	135	24	PLTT14-4850W	\$1,642	\$2,196	\$2,303
---------------------------------	----	--------	----	-----	----	---------------------	---------	---------	---------



- walnut or white oak wood legs available, specify and add \$296 list

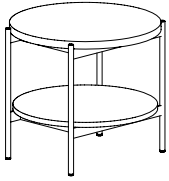
Console Table - Wood Legs	14	54 1/8	27	47	14	PLTT27-1454W	\$1,443	\$1,854	\$1,888
----------------------------------	----	--------	----	----	----	---------------------	---------	---------	---------



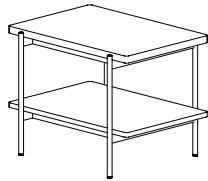
- walnut or white oak wood legs available, specify and add \$326 list

Model	Top Surface	Wood Leg Style
	T Laminate See Poet Laminate Finishes V Veneer See Poet Veneer Finishes see top surface for pricing	MAL Maple Wood Leg & Frame MPL Maple Paint Wood Leg & Frame, add \$47 WAL Walnut Wood Leg & Frame (see upcharge) WOL White Oak Wood Leg & Frame (see upcharge) see wood leg finishes

Description	D	W	H	CTN WT	CU FT	① Model	Laminate	Essentials Veneer	Artisan Veneer
Round Side Table - Metal Legs	22	22	20	41	7	PLRD20-22M	\$1,634	\$2,010	\$2,032

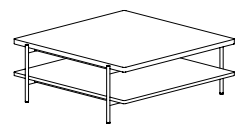


Rectangular Side Table - Metal Legs	26	19 ½	20	46	8	PLTT20-2026M	\$1,759	\$2,135	\$2,157
------------------------------------------------	----	------	----	----	---	---------------------	---------	---------	---------

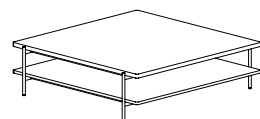


Model	Top Surface	Leg Style
	T Laminate See Poet Laminate Finishes V Veneer See Poet Veneer Finishes see top surface for pricing	ML Metal Leg See Poet Metal Leg Finishes see leg finish style for pricing

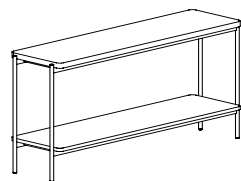
Description	D	W	H	CTN WT	CU FT	① Model	Laminate	Essentials Veneer	Artisan Veneer
-------------	---	---	---	-----------	----------	---------	----------	----------------------	-------------------



Coffee Table - Metal Legs	36	37 ½	14	96	14	PLTT14-3638M	\$1,863	\$2,328	\$2,388
---------------------------	----	------	----	----	----	---------------------	---------	---------	---------



Coffee Table - Metal Legs	48	49 ½	14	148	23	PLTT14-4850M	\$2,299	\$2,853	\$2,960
---------------------------	----	------	----	-----	----	---------------------	---------	---------	---------

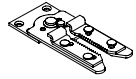


Console Table - Metal Legs	14	52 7/8	27	57	14	PLTT27-1454M	\$2,130	\$2,541	\$2,575
----------------------------	----	--------	----	----	----	---------------------	---------	---------	---------

Model	Top Surface	Leg Style
	T Laminate See Poet Laminate Finishes V Veneer See Poet Veneer Finishes see top surface for pricing	ML Metal Leg See Poet Metal Leg Finishes see leg finish style for pricing

Description	D	W	H	CTN WT	CU FT	① Model	List Price
-------------	---	---	---	-----------	----------	---------	------------

Linking Brackets




- links two modular units
- set of 2 with attachment hardware
- field installed

GP-LINK

\$53

Power Center - Under Mount



- front frame mount - field installed
- simplex receptacle and two USB/10' - three prong plug power cord
- 10' cord
- specify black or white - cord color will match unit
- optional graphite fabric cord available, specify and add \$197 list
- overall mounting bracket tabs: 5" w

EC30

\$374

To Order, Specify:

- ① Model number

Protocol Order Check List:



Specify:

- 1. Model Number
- 2. Wood Species - Maple (M)
- 3. Arm Wood Cap/Crown Finish
- 4. Fabric Selection - vendor, pattern and color
- 5. Optional Aluminum Base (A) - add \$128 list, or Optional Wood Base (W) - add \$123 list
- 6. Optional Premium Polished Trim Grey Dual Wheel Soft Urethane Caster - add \$377 list
- 7. Optional Mid-Pivot Mechanism Upgrade - add \$163 list (swivel tilt models only)
- 8. Optional Seat Depth Slide - add \$49 (synchro tilt models only)
- 9. Optional Conference Preset Height Cylinder - add \$35 list (swivel tilt chair models only)
- 10. Optional T Arm Wood Cap - add \$54 list (adjustable T arm models only)
- 11. Optional Aluminum Cantilever Arm - Black Cap - add \$140 list, Grey Cap - add \$173 list (cantilever arm models only)

Example:

PT5600 (model #)	M (wood species)	BAR (finish) arm wood cap/crown	MOMENTUM (fabric vendor)	VOX (pattern name)	MYSTIC (pattern color)
----------------------------	----------------------------	----------------------------------------------	------------------------------------	------------------------------	----------------------------------

1. Model Number

2. Wood Species - Maple (M)

3. Arm Wood Cap/Crown Finish Options

BAR	Barrel	MCH	Mocha
BRK	Brickdust	OBK	Outback
BUF	Buff	PIL	Pilsner
CSK	Cask	PIN	Pinnacle Walnut
CND	Cinder	RAV	Raven
CLY	Clay	RYE	Rye
EGR	Egret	SAB	Sable
FAW	Fawn	SAD	Saddle
FLX	Flax	SIE	Sienna
FLN	Flint	TRF	Truffle
FLO	Florence Walnut	UMB	Umber
LOF	Loft	VAL	Valley
MES	Mesa	WLH	Walnut Heights
MIN	Mineral		

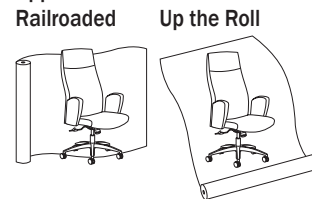
All COM orders must include the following:

- Vendor's name, pattern name and color
- Sample of the fabric attached to order
- Model numbers of items for fabric application
- Special application instructions (e.g., all stripes will be applied front to back unless specified otherwise)
- Customer and purchase order number

Ship prepaid COM

material to:
JSI
Attn: COM Dept
201 East Martin Street
Receiving B, Dock 71
Orleans, IN 47452

Application of fabric:



All COM orders will ship at standard lead time from receipt of COM except for orders requiring special custom matched finishes.

4. Fabric Selection - Please supply the following:

Fabric vendor/Pattern name/Pattern color

[For a complete list of JSI Standard and Graded-In Textiles click here](#)

When specifying contrasting upholstery, indicate clearly which upholstery is to be applied to the seat, back and arms. Use higher grade pricing.

- Indicate direction of fabric - Railroaded or Up the Roll
- Please provide illustration, if available

5. Optional Aluminum Base (A) - add \$128 list or Wood Base (W) - add \$123 list



6. Optional Premium Polished Trim Grey Dual Wheel Soft Urethane Caster - add \$377 list.



7. Optional Mid-Pivot Mechanism Upgrade - add \$163 list (swivel tilt models only)

8. Optional Seat Depth Slide - add \$49 list (synchro models only)


9. Optional Conference Preset Height Cylinder - add \$35 list (swivel tilt chair models only)





10. Optional T Arm Wood Cap - add \$54 list (adjustable T arm models only)




11. Optional Aluminum Cantilever Arm - Black Cap - add \$140 list, or Grey Cap - add \$173 list (cantilever arm models only)




Description	① Model	Specifications	List Price Per Grade
Management Mid Back 	PT5600 · swivel tilt/fixed back · armless · polyurethane base · overall height range is 41 ½ - 47 · seat height range is 17 ½ - 22 ½	Dimensions	D W H
		Overall	26 26 47
		Seat	19 ¼ 19 ¼ 22 ½
		Upholstery	Shipping
		COM Ydg	2 ¼ Ctn Wt 58
		COL Sq Ft	41 Cu Ft 18
			COM \$1,797 A \$1,826 B \$1,883 COL/C \$1,988 D \$2,114 E \$2,246 F \$2,385 G \$2,580 H \$2,789 I \$3,111 J \$3,505 L1 \$2,616 L2 \$2,826


Mid Back 	PT5600L · swivel tilt/fixed back · black urethane loop arms · black polyurethane base · overall height range is 41 ½ - 47 · seat height range is 17 ½ - 22 ½ · arm height range is 26 ¾ - 31 ⅞	Dimensions	D W H	COM \$1,999
		Overall	26 26 47	A \$2,030
		Seat	19 ¼ 19 ¼ 22 ½	B \$2,087
		Arm		COL/C \$2,189
			31 ⅞	D \$2,318
		Upholstery	Shipping	E \$2,449
		COM Ydg	2 ¼ Ctn Wt 64	F \$2,588
		COL Sq Ft	41 Cu Ft 18	G \$2,781
				H \$2,990 I \$3,318 J \$3,711 L1 \$2,821 L2 \$3,030


Mid Back 	PT5600S · swivel tilt/fixed back · adjustable black urethane T arm · arm post matches base color · black polyurethane base · overall height range is 41 ½ - 47 · seat height range is 17 ½ - 22 ½ · arm height range is 25 ½ - 31	Dimensions	D W H	COM \$2,107
		Overall	26 26 47	A \$2,137
		Seat	19 ¼ 19 ¼ 22 ½	B \$2,195
		Arm		COL/C \$2,296
			31	D \$2,424
		Upholstery	Shipping	E \$2,556
		COM Ydg	2 ¼ Ctn Wt 65	F \$2,695
		COL Sq Ft	41 Cu Ft 18	G \$2,890
				H \$3,098 I \$3,425 J \$3,815 L1 \$2,929 L2 \$3,137

Excluded from GSA Contract/Open Market

Management Mid Back 	PT5600T · swivel tilt/fixed back · adjustable urethane T arm · polyurethane base · arm post matches base color · overall height range is 41 ½ - 47 · seat height range is 17 ½ - 22 ½ · arm height range is 25 ½ - 31	Dimensions	D W H	COM \$2,107
		Overall	26 26 47	A \$2,137
		Seat	19 ¼ 19 ¼ 22 ½	B \$2,195
		Arm		COL/C \$2,296
			31	D \$2,424
		Upholstery	Shipping	E \$2,556
		COM Ydg	2 ¼ Ctn Wt 65	F \$2,695
		COL Sq Ft	41 Cu Ft 18	G \$2,890
				H \$3,098 I \$3,425 J \$3,815 L1 \$2,929 L2 \$3,137

Excluded from GSA Contract/Open Market

Description	1 Model	Specifications			List Price Per Grade	
Mid Back 	PT5600C • swivel tilt/fixed back • black urethane cantilever arm • black polyurethane base • overall height range is 41 ½ - 47 • seat height range is 17 ½ - 22 ½ • arm height range is 26 ½ - 31 ¾	Dimensions	D	W	H	COM \$2,048
		Overall	26	26	47	A \$2,079
		Seat	19 ¼	19 ¼	22 ½	B \$2,137
		Arm			31 ¾	COL/C \$2,238
		Upholstery	Shipping			D \$2,367
		COM Ydg	2 ¼	Ctn Wt	64	E \$2,497
		COL Sq Ft	41	Cu Ft	18	F \$2,638
						G \$2,832
						H \$3,040
						I \$3,366
				J \$3,760		
				L1 \$2,870		
				L2 \$3,078		


Description	1 Model	Specifications			List Price Per Grade	
Management Mid Back 	PT5600U • swivel tilt/fixed back • fixed height upholstered arm • polyurethane base • overall height range is 41 ½ - 47 • seat height range is 17 ½ - 22 ½ • arm height range is 27 - 32 ½	Dimensions	D	W	H	COM \$2,139
		Overall	26	26	47	A \$2,178
		Seat	19 ¼	19 ¼	22 ½	B \$2,260
		Arm			32 ½	COL/C \$2,401
		Upholstery	Shipping			D \$2,582
		COM Ydg	3 ⅞	Ctn Wt	64	E \$2,765
		COL Sq Ft	57	Cu Ft	18	F \$2,954
						G \$3,227
						H \$3,517
						I \$3,969
				J \$4,514		
				L1 \$3,283		
				L2 \$3,572		


To Order, Specify:


- 1 Model Number
- 2 Wood Species - Maple (M)
- 3 Arm Wood Cap Finish [See Arm Wood Cap Finish Options](#)
- 4 Fabric Selection - vendor, pattern and color
Visit www.jsifurniture.com/finishes-and-materials/textiles for our textiles program.
See selection of standard and graded in manufacturers and patterns.
- 5 Optional Aluminum Base (A) - add \$128 list or Wood Base (W) - add \$123 list
- 6 Optional Premium Polished Trim Grey Dual Wheel Soft Urethane Casters - add \$377
- 7 Optional Mid-Pivot Mechanism Upgrade - add \$163 list (swivel tilt models only)
- 8 Optional Seat Depth Slide - add \$49 list (synchro tilt models only)
- 9 Optional Conference Preset Height Cylinder - add \$35 list (swivel tilt chair models only)
- 10 Optional T Arm Wood Cap - add \$54 list (adjustable T arm models only)
Optional Aluminum Cantilever Arm - Black Cap - add \$140 list,
Grey Cap - add \$173 list (cantilever arm models only)

Specifications


- Wood species - Maple.
- Two piece molded plywood seat and back.
- Seat has 3 ½" high density polyurethane foam.
- Back has 2" to 1" tapered high density polyurethane foam with ¼" overlay.
- Swivel tilt models are standard with tilt, lock, pneumatic lift, tension adjustment.
- Synchro models are standard with synchronized independent seat and back recline, lock pneumatic lift, tensions adjustment, 6 positions, 2 ½" back height adjustment.
- Polyurethane base, glass reinforced nylon/5 prong/grip ring caster insertion.
- All models standard with 60 mm dual wheel non-hooded black nylon plastic casters.

Description	Model	Specifications	List Price Per Grade																																						
Management Mid Back 	PT5650 <ul style="list-style-type: none"> · solid maple crown · swivel tilt/fixed back · armless · polyurethane base · overall height range is 41 ½ - 47 · seat height range is 17 ½ - 22 ½ 	<table border="1"> <thead> <tr> <th>Dimensions</th> <th>D</th> <th>W</th> <th>H</th> </tr> </thead> <tbody> <tr> <td>Overall</td> <td>26</td> <td>26</td> <td>47</td> </tr> <tr> <td>Seat</td> <td>19 ¼</td> <td>19 ¼</td> <td>22 ½</td> </tr> </tbody> </table>	Dimensions	D	W	H	Overall	26	26	47	Seat	19 ¼	19 ¼	22 ½	<table border="1"> <tbody> <tr> <td>COM</td> <td>\$2,004</td> </tr> <tr> <td>A</td> <td>\$2,034</td> </tr> <tr> <td>B</td> <td>\$2,087</td> </tr> <tr> <td>COL/C</td> <td>\$2,183</td> </tr> <tr> <td>D</td> <td>\$2,306</td> </tr> <tr> <td>E</td> <td>\$2,428</td> </tr> <tr> <td>F</td> <td>\$2,560</td> </tr> <tr> <td>G</td> <td>\$2,743</td> </tr> <tr> <td>H</td> <td>\$2,943</td> </tr> <tr> <td>I</td> <td>\$3,250</td> </tr> <tr> <td>J</td> <td>\$3,619</td> </tr> <tr> <td>L1</td> <td>\$2,781</td> </tr> <tr> <td>L2</td> <td>\$2,981</td> </tr> </tbody> </table>	COM	\$2,004	A	\$2,034	B	\$2,087	COL/C	\$2,183	D	\$2,306	E	\$2,428	F	\$2,560	G	\$2,743	H	\$2,943	I	\$3,250	J	\$3,619	L1	\$2,781	L2	\$2,981
		Dimensions	D	W	H																																				
Overall	26	26	47																																						
Seat	19 ¼	19 ¼	22 ½																																						
COM	\$2,004																																								
A	\$2,034																																								
B	\$2,087																																								
COL/C	\$2,183																																								
D	\$2,306																																								
E	\$2,428																																								
F	\$2,560																																								
G	\$2,743																																								
H	\$2,943																																								
I	\$3,250																																								
J	\$3,619																																								
L1	\$2,781																																								
L2	\$2,981																																								
<table border="1"> <thead> <tr> <th>Upholstery</th> <th colspan="2">Shipping</th> </tr> </thead> <tbody> <tr> <td>COM Ydg</td> <td>2 ⅞</td> <td>Ctn Wt 59</td> </tr> <tr> <td>COL Sq Ft</td> <td>39</td> <td>Cu Ft 18</td> </tr> </tbody> </table>		Upholstery	Shipping		COM Ydg	2 ⅞	Ctn Wt 59	COL Sq Ft	39	Cu Ft 18																															
Upholstery	Shipping																																								
COM Ydg	2 ⅞	Ctn Wt 59																																							
COL Sq Ft	39	Cu Ft 18																																							


Mid Back - Wood Crown 	PT5650L <ul style="list-style-type: none"> · solid maple crown · swivel tilt/fixed back · black urethane loop arms · black polyurethane base · overall height range is 41 ½ - 47 · seat height range is 17 ½ - 22 ½ · arm height range is 26 ⅞ - 31 ⅞ 	<table border="1"> <thead> <tr> <th>Dimensions</th> <th>D</th> <th>W</th> <th>H</th> </tr> </thead> <tbody> <tr> <td>Overall</td> <td>26</td> <td>26</td> <td>47</td> </tr> <tr> <td>Seat</td> <td>19 ¼</td> <td>19 ¼</td> <td>22 ½</td> </tr> <tr> <td>Arm</td> <td></td> <td></td> <td>31 ⅞</td> </tr> </tbody> </table>	Dimensions	D	W	H	Overall	26	26	47	Seat	19 ¼	19 ¼	22 ½	Arm			31 ⅞	<table border="1"> <tbody> <tr> <td>COM</td> <td>\$2,202</td> </tr> <tr> <td>A</td> <td>\$2,231</td> </tr> <tr> <td>B</td> <td>\$2,284</td> </tr> <tr> <td>COL/C</td> <td>\$2,381</td> </tr> <tr> <td>D</td> <td>\$2,504</td> </tr> <tr> <td>E</td> <td>\$2,627</td> </tr> <tr> <td>F</td> <td>\$2,756</td> </tr> <tr> <td>G</td> <td>\$2,942</td> </tr> <tr> <td>H</td> <td>\$3,140</td> </tr> <tr> <td>I</td> <td>\$3,447</td> </tr> <tr> <td>J</td> <td>\$3,815</td> </tr> <tr> <td>L1</td> <td>\$2,980</td> </tr> <tr> <td>L2</td> <td>\$3,177</td> </tr> </tbody> </table>	COM	\$2,202	A	\$2,231	B	\$2,284	COL/C	\$2,381	D	\$2,504	E	\$2,627	F	\$2,756	G	\$2,942	H	\$3,140	I	\$3,447	J	\$3,815	L1	\$2,980	L2	\$3,177
		Dimensions	D	W	H																																								
Overall	26	26	47																																										
Seat	19 ¼	19 ¼	22 ½																																										
Arm			31 ⅞																																										
COM	\$2,202																																												
A	\$2,231																																												
B	\$2,284																																												
COL/C	\$2,381																																												
D	\$2,504																																												
E	\$2,627																																												
F	\$2,756																																												
G	\$2,942																																												
H	\$3,140																																												
I	\$3,447																																												
J	\$3,815																																												
L1	\$2,980																																												
L2	\$3,177																																												
<table border="1"> <thead> <tr> <th>Upholstery</th> <th colspan="2">Shipping</th> </tr> </thead> <tbody> <tr> <td>COM Ydg</td> <td>2 ⅞</td> <td>Ctn Wt 67</td> </tr> <tr> <td>COL Sq Ft</td> <td>39</td> <td>Cu Ft 18</td> </tr> </tbody> </table>		Upholstery	Shipping		COM Ydg	2 ⅞	Ctn Wt 67	COL Sq Ft	39	Cu Ft 18																																			
Upholstery	Shipping																																												
COM Ydg	2 ⅞	Ctn Wt 67																																											
COL Sq Ft	39	Cu Ft 18																																											


Mid Back - Wood Crown 	PT5650S <ul style="list-style-type: none"> · solid maple crown · swivel tilt/fixed back · adjustable black urethane T arm · arm post matches base color · black polyurethane base · overall height range is 41 ½ - 47 · seat height range is 17 ½ - 22 ½ · arm height range is 25 ½ - 31 	<table border="1"> <thead> <tr> <th>Dimensions</th> <th>D</th> <th>W</th> <th>H</th> </tr> </thead> <tbody> <tr> <td>Overall</td> <td>26</td> <td>26</td> <td>47</td> </tr> <tr> <td>Seat</td> <td>19 ¼</td> <td>19 ¼</td> <td>22 ½</td> </tr> <tr> <td>Arm</td> <td></td> <td></td> <td>31</td> </tr> </tbody> </table>	Dimensions	D	W	H	Overall	26	26	47	Seat	19 ¼	19 ¼	22 ½	Arm			31	<table border="1"> <tbody> <tr> <td>COM</td> <td>\$2,307</td> </tr> <tr> <td>A</td> <td>\$2,335</td> </tr> <tr> <td>B</td> <td>\$2,393</td> </tr> <tr> <td>COL/C</td> <td>\$2,489</td> </tr> <tr> <td>D</td> <td>\$2,611</td> </tr> <tr> <td>E</td> <td>\$2,734</td> </tr> <tr> <td>F</td> <td>\$2,864</td> </tr> <tr> <td>G</td> <td>\$3,049</td> </tr> <tr> <td>H</td> <td>\$3,245</td> </tr> <tr> <td>I</td> <td>\$3,553</td> </tr> <tr> <td>J</td> <td>\$3,923</td> </tr> <tr> <td>L1</td> <td>\$3,085</td> </tr> <tr> <td>L2</td> <td>\$3,284</td> </tr> </tbody> </table>	COM	\$2,307	A	\$2,335	B	\$2,393	COL/C	\$2,489	D	\$2,611	E	\$2,734	F	\$2,864	G	\$3,049	H	\$3,245	I	\$3,553	J	\$3,923	L1	\$3,085	L2	\$3,284
		Dimensions	D	W	H																																								
Overall	26	26	47																																										
Seat	19 ¼	19 ¼	22 ½																																										
Arm			31																																										
COM	\$2,307																																												
A	\$2,335																																												
B	\$2,393																																												
COL/C	\$2,489																																												
D	\$2,611																																												
E	\$2,734																																												
F	\$2,864																																												
G	\$3,049																																												
H	\$3,245																																												
I	\$3,553																																												
J	\$3,923																																												
L1	\$3,085																																												
L2	\$3,284																																												
<table border="1"> <thead> <tr> <th>Upholstery</th> <th colspan="2">Shipping</th> </tr> </thead> <tbody> <tr> <td>COM Ydg</td> <td>2 ⅞</td> <td>Ctn Wt 68</td> </tr> <tr> <td>COL Sq Ft</td> <td>39</td> <td>Cu Ft 18</td> </tr> </tbody> </table>		Upholstery	Shipping		COM Ydg	2 ⅞	Ctn Wt 68	COL Sq Ft	39	Cu Ft 18																																			
Upholstery	Shipping																																												
COM Ydg	2 ⅞	Ctn Wt 68																																											
COL Sq Ft	39	Cu Ft 18																																											

Excluded from GSA Contract

Management Mid Back 	PT5650T <ul style="list-style-type: none"> · solid maple crown · swivel tilt/fixed back · adjustable urethane T arm · polyurethane base · arm post matches base color · overall height range is 41 ½ - 47 · seat height range is 17 ½ - 22 ½ · arm height range is 25 ½ - 31 	<table border="1"> <thead> <tr> <th>Dimensions</th> <th>D</th> <th>W</th> <th>H</th> </tr> </thead> <tbody> <tr> <td>Overall</td> <td>26</td> <td>26</td> <td>47</td> </tr> <tr> <td>Seat</td> <td>19 ¼</td> <td>19 ¼</td> <td>22 ½</td> </tr> <tr> <td>Arm</td> <td></td> <td></td> <td>31</td> </tr> </tbody> </table>	Dimensions	D	W	H	Overall	26	26	47	Seat	19 ¼	19 ¼	22 ½	Arm			31	<table border="1"> <tbody> <tr> <td>COM</td> <td>\$2,307</td> </tr> <tr> <td>A</td> <td>\$2,335</td> </tr> <tr> <td>B</td> <td>\$2,393</td> </tr> <tr> <td>COL/C</td> <td>\$2,489</td> </tr> <tr> <td>D</td> <td>\$2,611</td> </tr> <tr> <td>E</td> <td>\$2,734</td> </tr> <tr> <td>F</td> <td>\$2,864</td> </tr> <tr> <td>G</td> <td>\$3,049</td> </tr> <tr> <td>H</td> <td>\$3,245</td> </tr> <tr> <td>I</td> <td>\$3,553</td> </tr> <tr> <td>J</td> <td>\$3,923</td> </tr> <tr> <td>L1</td> <td>\$3,085</td> </tr> <tr> <td>L2</td> <td>\$3,284</td> </tr> </tbody> </table>	COM	\$2,307	A	\$2,335	B	\$2,393	COL/C	\$2,489	D	\$2,611	E	\$2,734	F	\$2,864	G	\$3,049	H	\$3,245	I	\$3,553	J	\$3,923	L1	\$3,085	L2	\$3,284
		Dimensions	D	W	H																																								
Overall	26	26	47																																										
Seat	19 ¼	19 ¼	22 ½																																										
Arm			31																																										
COM	\$2,307																																												
A	\$2,335																																												
B	\$2,393																																												
COL/C	\$2,489																																												
D	\$2,611																																												
E	\$2,734																																												
F	\$2,864																																												
G	\$3,049																																												
H	\$3,245																																												
I	\$3,553																																												
J	\$3,923																																												
L1	\$3,085																																												
L2	\$3,284																																												
<table border="1"> <thead> <tr> <th>Upholstery</th> <th colspan="2">Shipping</th> </tr> </thead> <tbody> <tr> <td>COM Ydg</td> <td>2 ⅞</td> <td>Ctn Wt 68</td> </tr> <tr> <td>COL Sq Ft</td> <td>39</td> <td>Cu Ft 18</td> </tr> </tbody> </table>		Upholstery	Shipping		COM Ydg	2 ⅞	Ctn Wt 68	COL Sq Ft	39	Cu Ft 18																																			
Upholstery	Shipping																																												
COM Ydg	2 ⅞	Ctn Wt 68																																											
COL Sq Ft	39	Cu Ft 18																																											

Excluded from GSA Contract

Description	1 Model	Specifications			List Price Per Grade	
Mid Back - Wood Crown 	PT5650C • solid maple crown • swivel tilt/ fixed back • black urethane cantilever arm • black polyurethane base • overall height range is 41 ½ - 47 • seat height range is 17 ½ - 22 ½ • arm height range is 26 ½ - 31 ¾	Dimensions	D	W	H	COM \$2,249
		Overall	26	26	47	A \$2,279
		Seat	19 ¼	19 ¼	22 ½	B \$2,332
		Arm			31 ¾	COL/C \$2,428
		Upholstery	Shipping			D \$2,551
		COM Ydg	2 ⅙	Ctn Wt	67	E \$2,676
		COL Sq Ft	39	Cu Ft	18	F \$2,807
						G \$2,989
						H \$3,188
						I \$3,495
				J \$3,864		
				L1 \$3,028		
				L2 \$3,226		


Description	1 Model	Specifications			List Price Per Grade	
Management Mid Back 	PT5650U • solid maple crown • swivel tilt/ fixed back • fixed height upholstered arm • polyurethane base • overall height range is 41 ½ - 47 • seat height range is 17 ½ - 22 ½ • arm height range is 27 - 32 ½	Dimensions	D	W	H	COM \$2,503
		Overall	26	26	47	A \$2,540
		Seat	19 ¼	19 ¼	22 ½	B \$2,616
		Arm			32 ½	COL/C \$2,754
		Upholstery	Shipping			D \$2,929
		COM Ydg	3	Ctn Wt	67	E \$3,100
		COL Sq Ft	54	Cu Ft	18	F \$3,285
						G \$3,546
						H \$3,822
						I \$4,259
				J \$4,781		
				L1 \$3,597		
				L2 \$3,877		


To Order, Specify:


- 1 Model Number
- 2 Wood Species - Maple (M)
- 3 Arm Wood Cap Finish [See Arm Wood Cap Finish Options](#)
- 4 Fabric Selection - vendor, pattern and color
Visit www.jsifurniture.com/finishes-and-materials/textiles for our textiles program.
See selection of standard and graded in manufacturers and patterns.
- 5 Optional Aluminum Base (A) - add \$128 list or Wood Base (W) - add \$123 list
- 6 Optional Premium Polished Trim Grey Dual Wheel Soft Urethane Casters - add \$377
- 7 Optional Mid-Pivot Mechanism Upgrade - add \$163 list (swivel tilt models only)
- 8 Optional Seat Depth Slide - add \$49 list (synchro tilt models only)
- 9 Optional Conference Preset Height Cylinder - add \$35 list (swivel tilt chair models only)
- 10 Optional T Arm Wood Cap - add \$54 list (adjustable T arm models only)
Optional Aluminum Cantilever Arm - Black Cap - add \$140 list,
Grey Cap - add \$173 list (cantilever arm models only)

Specifications


- Wood species - Maple.
- Two piece molded plywood seat and back.
- Seat has 3 ½" high density polyurethane foam.
- Back has 2" to 1" tapered high density polyurethane foam with ¼" overlay.
- Swivel tilt models are standard with tilt, lock, pneumatic lift, tension adjustment.
- Synchro models are standard with synchronized independent seat and back recline, lock pneumatic lift, tensions adjustment, 6 positions, 2 ½" back height adjustment.
- Polyurethane base, glass reinforced nylon/5 prong/ grip ring caster insertion.
- All models standard with 60 mm dual wheel non-hooded black nylon plastic casters.


Description	Model	Specifications	List Price Per Grade																																										
High Back 	PT5605L · swivel tilt/fixed back · black urethane loop arm · black polyurethane base · overall height range is 46 ½ - 52 · seat height range is 17 ½ - 22 ½ · arm height range is 26 ¾ - 31 ⅞	<table border="1"> <thead> <tr> <th>Dimensions</th> <th>D</th> <th>W</th> <th>H</th> </tr> </thead> <tbody> <tr> <td>Overall</td> <td>26</td> <td>26</td> <td>52</td> </tr> <tr> <td>Seat</td> <td>19 ¼</td> <td>19 ¼</td> <td>22 ½</td> </tr> <tr> <td>Arm</td> <td></td> <td></td> <td>31 ⅞</td> </tr> </tbody> </table>	Dimensions	D	W	H	Overall	26	26	52	Seat	19 ¼	19 ¼	22 ½	Arm			31 ⅞	<table border="1"> <tbody> <tr> <td>COM</td> <td>\$2,106</td> </tr> <tr> <td>A</td> <td>\$2,138</td> </tr> <tr> <td>B</td> <td>\$2,203</td> </tr> <tr> <td>COL/C</td> <td>\$2,316</td> </tr> <tr> <td>D</td> <td>\$2,461</td> </tr> <tr> <td>E</td> <td>\$2,604</td> </tr> <tr> <td>F</td> <td>\$2,756</td> </tr> <tr> <td>G</td> <td>\$2,976</td> </tr> <tr> <td>H</td> <td>\$3,207</td> </tr> <tr> <td>I</td> <td>\$3,571</td> </tr> <tr> <td>J</td> <td>\$4,004</td> </tr> <tr> <td>L1</td> <td>\$3,021</td> </tr> <tr> <td>L2</td> <td>\$3,250</td> </tr> </tbody> </table>	COM	\$2,106	A	\$2,138	B	\$2,203	COL/C	\$2,316	D	\$2,461	E	\$2,604	F	\$2,756	G	\$2,976	H	\$3,207	I	\$3,571	J	\$4,004	L1	\$3,021	L2	\$3,250
		Dimensions	D	W	H																																								
		Overall	26	26	52																																								
		Seat	19 ¼	19 ¼	22 ½																																								
		Arm			31 ⅞																																								
		COM	\$2,106																																										
		A	\$2,138																																										
		B	\$2,203																																										
		COL/C	\$2,316																																										
		D	\$2,461																																										
E	\$2,604																																												
F	\$2,756																																												
G	\$2,976																																												
H	\$3,207																																												
I	\$3,571																																												
J	\$4,004																																												
L1	\$3,021																																												
L2	\$3,250																																												
<table border="1"> <thead> <tr> <th>Upholstery</th> <th>Shipping</th> </tr> </thead> <tbody> <tr> <td>COM Ydg</td> <td>2 ½ Ctn Wt 67</td> </tr> <tr> <td>COL Sq Ft</td> <td>45 Cu Ft 18</td> </tr> </tbody> </table>	Upholstery	Shipping	COM Ydg	2 ½ Ctn Wt 67	COL Sq Ft	45 Cu Ft 18																																							
Upholstery	Shipping																																												
COM Ydg	2 ½ Ctn Wt 67																																												
COL Sq Ft	45 Cu Ft 18																																												

High Back 	PT5605S · swivel tilt/fixed back · adjustable black urethane T arm · arm post matches base color · black polyurethane base · overall height range is 46 ½ - 52 · seat height range is 17 ½ - 22 ½ · arm height range is 25 ½ - 31 Excluded from GSA Contract	<table border="1"> <thead> <tr> <th>Dimensions</th> <th>D</th> <th>W</th> <th>H</th> </tr> </thead> <tbody> <tr> <td>Overall</td> <td>26</td> <td>26</td> <td>52</td> </tr> <tr> <td>Seat</td> <td>19 ¼</td> <td>19 ¼</td> <td>22 ½</td> </tr> <tr> <td>Arm</td> <td></td> <td></td> <td>31</td> </tr> </tbody> </table>	Dimensions	D	W	H	Overall	26	26	52	Seat	19 ¼	19 ¼	22 ½	Arm			31	<table border="1"> <tbody> <tr> <td>COM</td> <td>\$2,209</td> </tr> <tr> <td>A</td> <td>\$2,244</td> </tr> <tr> <td>B</td> <td>\$2,310</td> </tr> <tr> <td>COL/C</td> <td>\$2,422</td> </tr> <tr> <td>D</td> <td>\$2,567</td> </tr> <tr> <td>E</td> <td>\$2,710</td> </tr> <tr> <td>F</td> <td>\$2,864</td> </tr> <tr> <td>G</td> <td>\$3,082</td> </tr> <tr> <td>H</td> <td>\$3,314</td> </tr> <tr> <td>I</td> <td>\$3,678</td> </tr> <tr> <td>J</td> <td>\$4,111</td> </tr> <tr> <td>L1</td> <td>\$3,127</td> </tr> <tr> <td>L2</td> <td>\$3,358</td> </tr> </tbody> </table>	COM	\$2,209	A	\$2,244	B	\$2,310	COL/C	\$2,422	D	\$2,567	E	\$2,710	F	\$2,864	G	\$3,082	H	\$3,314	I	\$3,678	J	\$4,111	L1	\$3,127	L2	\$3,358
		Dimensions	D	W	H																																								
		Overall	26	26	52																																								
		Seat	19 ¼	19 ¼	22 ½																																								
		Arm			31																																								
		COM	\$2,209																																										
		A	\$2,244																																										
		B	\$2,310																																										
		COL/C	\$2,422																																										
		D	\$2,567																																										
E	\$2,710																																												
F	\$2,864																																												
G	\$3,082																																												
H	\$3,314																																												
I	\$3,678																																												
J	\$4,111																																												
L1	\$3,127																																												
L2	\$3,358																																												
<table border="1"> <thead> <tr> <th>Upholstery</th> <th>Shipping</th> </tr> </thead> <tbody> <tr> <td>COM Ydg</td> <td>2 ½ Ctn Wt 68</td> </tr> <tr> <td>COL Sq Ft</td> <td>45 Cu Ft 18</td> </tr> </tbody> </table>	Upholstery	Shipping	COM Ydg	2 ½ Ctn Wt 68	COL Sq Ft	45 Cu Ft 18																																							
Upholstery	Shipping																																												
COM Ydg	2 ½ Ctn Wt 68																																												
COL Sq Ft	45 Cu Ft 18																																												

Executive High Back 	PT5605T · swivel tilt/fixed back · adjustable urethane T arm · polyurethane base · arm post matches base color · overall height range is 46 ½ - 52 · seat height range is 17 ½ - 22 ½ · arm height range is 25 ½ - 31 Excluded from GSA Contract	<table border="1"> <thead> <tr> <th>Dimensions</th> <th>D</th> <th>W</th> <th>H</th> </tr> </thead> <tbody> <tr> <td>Overall</td> <td>26</td> <td>26</td> <td>52</td> </tr> <tr> <td>Seat</td> <td>19 ¼</td> <td>19 ¼</td> <td>22 ½</td> </tr> <tr> <td>Arm</td> <td></td> <td></td> <td>31</td> </tr> </tbody> </table>	Dimensions	D	W	H	Overall	26	26	52	Seat	19 ¼	19 ¼	22 ½	Arm			31	<table border="1"> <tbody> <tr> <td>COM</td> <td>\$2,209</td> </tr> <tr> <td>A</td> <td>\$2,244</td> </tr> <tr> <td>B</td> <td>\$2,310</td> </tr> <tr> <td>COL/C</td> <td>\$2,422</td> </tr> <tr> <td>D</td> <td>\$2,567</td> </tr> <tr> <td>E</td> <td>\$2,710</td> </tr> <tr> <td>F</td> <td>\$2,864</td> </tr> <tr> <td>G</td> <td>\$3,082</td> </tr> <tr> <td>H</td> <td>\$3,314</td> </tr> <tr> <td>I</td> <td>\$3,678</td> </tr> <tr> <td>J</td> <td>\$4,111</td> </tr> <tr> <td>L1</td> <td>\$3,127</td> </tr> <tr> <td>L2</td> <td>\$3,358</td> </tr> </tbody> </table>	COM	\$2,209	A	\$2,244	B	\$2,310	COL/C	\$2,422	D	\$2,567	E	\$2,710	F	\$2,864	G	\$3,082	H	\$3,314	I	\$3,678	J	\$4,111	L1	\$3,127	L2	\$3,358
		Dimensions	D	W	H																																								
		Overall	26	26	52																																								
		Seat	19 ¼	19 ¼	22 ½																																								
		Arm			31																																								
		COM	\$2,209																																										
		A	\$2,244																																										
		B	\$2,310																																										
		COL/C	\$2,422																																										
		D	\$2,567																																										
E	\$2,710																																												
F	\$2,864																																												
G	\$3,082																																												
H	\$3,314																																												
I	\$3,678																																												
J	\$4,111																																												
L1	\$3,127																																												
L2	\$3,358																																												
<table border="1"> <thead> <tr> <th>Upholstery</th> <th>Shipping</th> </tr> </thead> <tbody> <tr> <td>COM Ydg</td> <td>2 ½ Ctn Wt 68</td> </tr> <tr> <td>COL Sq Ft</td> <td>45 Cu Ft 18</td> </tr> </tbody> </table>	Upholstery	Shipping	COM Ydg	2 ½ Ctn Wt 68	COL Sq Ft	45 Cu Ft 18																																							
Upholstery	Shipping																																												
COM Ydg	2 ½ Ctn Wt 68																																												
COL Sq Ft	45 Cu Ft 18																																												

PROTOCOL

Description	1 Model	Specifications				List Price Per Grade	
High Back 	PT5605C • swivel tilt/fixed back • black urethane cantilever arm • black polyurethane base • overall height range is 46 ½ - 52 • seat height range is 17 ½ - 22 ½ • arm height range is 26 ½ - 31 ¾	Dimensions		D	W	H	COM \$2,153
		Overall	26	26	52	A \$2,187	
		Seat	19 ¼	19 ¼	22 ½	B \$2,251	
		Arm	31 ¾			COL/C \$2,363	
		Upholstery		Shipping		D \$2,508	
		COM Ydg	2 ½	Ctn Wt	67	E \$2,654	
		COL Sq Ft	45	Cu Ft	18	F \$2,807	
						G \$3,025	
						H \$3,258	
						I \$3,618	
				J \$4,053			
				L1 \$3,069			
				L2 \$3,299			

Description	1 Model	Specifications				List Price Per Grade	
Executive High Back 	PT5605U • swivel tilt/fixed back • upholstered arm • polyurethane base • overall height range is 46 ½ - 52 • seat height range is 17 ½ - 22 ½ • arm height range is 27 - 32 ½	Dimensions		D	W	H	COM \$2,413
		Overall	26	26	52	A \$2,457	
		Seat	19 ¼	19 ¼	22 ½	B \$2,539	
		Arm	32 ½			COL/C \$2,687	
		Upholstery		Shipping		D \$2,874	
		COM Ydg	3 ¼	Ctn Wt	67	E \$3,062	
		COL Sq Ft	59	Cu Ft	18	F \$3,261	
						G \$3,545	
						H \$3,846	
						I \$4,318	
				J \$4,881			
				L1 \$3,600			
				L2 \$3,901			

To Order, Specify:

- 1 Model Number
- 2 Wood Species - Maple (M)
- 3 Arm Wood Cap Finish [See Arm Wood Cap Finish Options](#)
- 4 Fabric Selection - vendor, pattern and color
Visit www.jsifurniture.com/finishes-and-materials/textiles for our textiles program.
See selection of standard and graded in manufacturers and patterns.
- 5 Optional Aluminum Base (A) - add \$128 list or Wood Base (W) - add \$123 list
- 6 Optional Premium Polished Trim Grey Dual Wheel Soft Urethane Casters - add \$377
- 7 Optional Mid-Pivot Mechanism Upgrade - add \$163 list (swivel tilt models only)
- 8 Optional Seat Depth Slide - add \$49 list (synchro tilt models only)
- 9 Optional Conference Preset Height Cylinder - add \$35 list (swivel tilt chair models only)
- 10 Optional T Arm Wood Cap - add \$54 list (adjustable T arm models only)
Optional Aluminum Cantilever Arm - Black Cap - add \$140 list,
Grey Cap - add \$173 list (cantilever arm models only)

Specifications

- Wood species - Maple.
- Two piece molded plywood seat and back.
- Seat has 3 ½" high density polyurethane foam.
- Back has 2" to 1" tapered high density polyurethane foam with ¼" overlay.
- Swivel tilt models are standard with tilt, lock, pneumatic lift, tension adjustment.
- Synchro models are standard with synchronized independent seat and back recline, lock pneumatic lift, tensions adjustment, 6 positions, 2 ½" back height adjustment.
- Polyurethane base, glass reinforced nylon/5 prong/grip ring caster insertion.
- All models standard with 60 mm dual wheel non-hooded black nylon plastic casters.

Description

1 Model

Specifications

List Price Per Grade

High Back - Wood Crown



PT5655L

- solid maple crown
- swivel tilt/fixed back
- black urethane loop arm
- black polyurethane base
- overall height range is 46½ - 52
- seat height range is 17½ - 22½
- arm height range is 26¾ - 31¾

Dimensions		D	W	H
Overall		26	26	52
Seat		19 ¼	19 ¼	22 ½
Arm		31 ¾		
Upholstery		Shipping		
COM Ydg	2 ½	Ctn Wt	68	
COL Sq Ft	45	Cu Ft	18	

COM	\$2,325
A	\$2,357
B	\$2,424
COL/C	\$2,536
D	\$2,681
E	\$2,824
F	\$2,977
G	\$3,194
H	\$3,427
I	\$3,791
J	\$4,224
L1	\$3,240
L2	\$3,471

High Back - Wood Crown



PT5655S

- solid maple crown
- swivel tilt/fixed back
- adjustable black urethane T arm
- arm post matches base color
- black polyurethane base
- overall height range is 46½ - 52
- seat height range is 17½ - 22½
- arm height range is 25½ - 31

Excluded from GSA Contract

Dimensions		D	W	H
Overall		26	26	52
Seat		19 ¼	19 ¼	22 ½
Arm		31		
Upholstery		Shipping		
COM Ydg	2 ½	Ctn Wt	69	
COL Sq Ft	45	Cu Ft	18	

COM	\$2,433
A	\$2,463
B	\$2,533
COL/C	\$2,642
D	\$2,788
E	\$2,931
F	\$3,084
G	\$3,300
H	\$3,534
I	\$3,896
J	\$4,329
L1	\$3,346
L2	\$3,577

Executive High Back




PT5655T


- solid maple crown
- swivel tilt/fixed back
- adjustable urethane T arm
- polyurethane base
- arm post matches base color
- overall height range is 46½ - 52
- seat height range is 17½ - 22½
- arm height range is 25½ - 31

Excluded from GSA Contract

Dimensions		D	W	H
Overall		26	26	52
Seat		19 ¼	19 ¼	22 ½
Arm		31		
Upholstery		Shipping		
COM Ydg	2 ½	Ctn Wt	69	
COL Sq Ft	45	Cu Ft	18	

COM	\$2,433
A	\$2,463
B	\$2,533
COL/C	\$2,642
D	\$2,788
E	\$2,931
F	\$3,084
G	\$3,300
H	\$3,534
I	\$3,896
J	\$4,329
L1	\$3,346
L2	\$3,577

Description	1 Model	Specifications			List Price Per Grade	
High Back - Wood Crown 	PT5655C • solid maple crown • swivel tilt/ fixed back • black urethane cantilever arm • black polyurethane base • overall height range is 46 ½ - 52 • seat height range is 17 ½ - 22 ½ • arm height range is 26 ½ - 31 ¾	Dimensions	D	W	H	COM \$2,373
		Overall	26	26	52	A \$2,404
		Seat	19 ¼	19 ¼	22 ½	B \$2,472
		Arm			31 ¾	COL/C \$2,584
		Upholstery	Shipping			D \$2,730
		COM Ydg	2 ½	Ctn Wt	68	E \$2,873
		COL Sq Ft	45	Cu Ft	18	F \$3,027
						G \$3,243
						H \$3,478
						I \$3,838
				J \$4,273		
				L1 \$3,287		
				L2 \$3,520		





Description	1 Model	Specifications			List Price Per Grade	
Executive High Back 	PT5655U • solid maple crown • swivel tilt/ fixed back • fixed height upholstered arm • polyurethane base • overall height range is 46 ½ - 52 • seat height range is 17 ½ - 22 ½ • arm height range is 27 - 32 ½	Dimensions	D	W	H	COM \$2,634
		Overall	26	26	52	A \$2,680
		Seat	19 ¼	19 ¼	22 ½	B \$2,763
		Arm			32 ½	COL/C \$2,908
		Upholstery	Shipping			D \$3,097
		COM Ydg	3 ¼	Ctn Wt	68	E \$3,285
		COL Sq Ft	59	Cu Ft	18	F \$3,483
						G \$3,767
						H \$4,068
						I \$4,540
				J \$5,106		
				L1 \$3,822		
				L2 \$4,124		

To Order, Specify:


- 1 Model Number
- 2 Wood Species - Maple (M)
- 3 Arm Wood Cap Finish [See Arm Wood Cap Finish Options](#)
- 4 Fabric Selection - vendor, pattern and color
Visit www.jsifurniture.com/finishes-and-materials/textiles for our textiles program.
See selection of standard and graded in manufacturers and patterns.
- 5 Optional Aluminum Base (A) - add \$128 list or Wood Base (W) - add \$123 list
- 6 Optional Premium Polished Trim Grey Dual Wheel Soft Urethane Casters - add \$377
- 7 Optional Mid-Pivot Mechanism Upgrade - add \$163 list (swivel tilt models only)
- 8 Optional Seat Depth Slide - add \$49 list (synchro tilt models only)
- 9 Optional Conference Preset Height Cylinder - add \$35 list (swivel tilt chair models only)
- 10 Optional T Arm Wood Cap - add \$54 list (adjustable T arm models only)
Optional Aluminum Cantilever Arm - Black Cap - add \$140 list,
Grey Cap - add \$173 list (cantilever arm models only)


Specifications

- Wood species - Maple.
- Two piece molded plywood seat and back.
- Seat has 3 ½" high density polyurethane foam.
- Back has 2" to 1" tapered high density polyurethane foam with ¼" overlay.
- Swivel tilt models are standard with tilt, lock, pneumatic lift, tension adjustment.
- Synchro models are standard with synchronized independent seat and back recline, lock pneumatic lift, tensions adjustment, 6 positions, 2 ½" back height adjustment.
- Polyurethane base, glass reinforced nylon/5 prong/ grip ring caster insertion.
- All models standard with 60 mm dual wheel non-hooded black nylon plastic casters.

Description	Model	Specifications	List Price Per Grade																																												
Management Mid Back 	PT5610 · synchro/adjustable height back · armless · polyurethane base · overall height range is 41 ½ - 47 · seat height range is 18 ½ - 23 ½	<table border="1"> <thead> <tr> <th>Dimensions</th> <th>D</th> <th>W</th> <th>H</th> </tr> </thead> <tbody> <tr> <td>Overall</td> <td>26</td> <td>26</td> <td>47</td> </tr> <tr> <td>Seat</td> <td>19 ¼</td> <td>19 ¼</td> <td>23 ½</td> </tr> </tbody> </table>	Dimensions	D	W	H	Overall	26	26	47	Seat	19 ¼	19 ¼	23 ½	<table border="1"> <thead> <tr> <th>COM</th> <th>Price</th> </tr> </thead> <tbody> <tr><td>COM</td><td>\$1,942</td></tr> <tr><td>A</td><td>\$1,965</td></tr> <tr><td>B</td><td>\$2,024</td></tr> <tr><td>COL/C</td><td>\$2,128</td></tr> <tr><td>D</td><td>\$2,258</td></tr> <tr><td>E</td><td>\$2,387</td></tr> <tr><td>F</td><td>\$2,523</td></tr> <tr><td>G</td><td>\$2,722</td></tr> <tr><td>H</td><td>\$2,930</td></tr> <tr><td>I</td><td>\$3,258</td></tr> <tr><td>J</td><td>\$3,646</td></tr> <tr><td>L1</td><td>\$2,758</td></tr> <tr><td>L2</td><td>\$2,968</td></tr> </tbody> </table>	COM	Price	COM	\$1,942	A	\$1,965	B	\$2,024	COL/C	\$2,128	D	\$2,258	E	\$2,387	F	\$2,523	G	\$2,722	H	\$2,930	I	\$3,258	J	\$3,646	L1	\$2,758	L2	\$2,968				
		Dimensions	D	W	H																																										
Overall	26	26	47																																												
Seat	19 ¼	19 ¼	23 ½																																												
COM	Price																																														
COM	\$1,942																																														
A	\$1,965																																														
B	\$2,024																																														
COL/C	\$2,128																																														
D	\$2,258																																														
E	\$2,387																																														
F	\$2,523																																														
G	\$2,722																																														
H	\$2,930																																														
I	\$3,258																																														
J	\$3,646																																														
L1	\$2,758																																														
L2	\$2,968																																														
<table border="1"> <thead> <tr> <th>Upholstery</th> <th colspan="2">Shipping</th> </tr> </thead> <tbody> <tr> <td>COM Ydg</td> <td>2 ¼</td> <td>Ctn Wt 58</td> </tr> <tr> <td>COL Sq Ft</td> <td>41</td> <td>Cu Ft 18</td> </tr> </tbody> </table>		Upholstery	Shipping		COM Ydg	2 ¼	Ctn Wt 58	COL Sq Ft	41	Cu Ft 18																																					
Upholstery	Shipping																																														
COM Ydg	2 ¼	Ctn Wt 58																																													
COL Sq Ft	41	Cu Ft 18																																													
Mid Back 	PT5610L · synchro tilt/adjustable height back · black urethane loop arms · black polyurethane base · overall height range is 41 ½ - 47 · seat height range is 18 ½ - 23 ½ · arm height range is 27 ⅞ - 32 ⅞	<table border="1"> <thead> <tr> <th>Dimensions</th> <th>D</th> <th>W</th> <th>H</th> </tr> </thead> <tbody> <tr> <td>Overall</td> <td>26</td> <td>26</td> <td>47</td> </tr> <tr> <td>Seat</td> <td>19 ¼</td> <td>19 ¼</td> <td>23 ½</td> </tr> <tr> <td>Arm</td> <td></td> <td></td> <td>32 ⅞</td> </tr> </tbody> </table>	Dimensions	D	W	H	Overall	26	26	47	Seat	19 ¼	19 ¼	23 ½	Arm			32 ⅞	<table border="1"> <thead> <tr> <th>COM</th> <th>Price</th> </tr> </thead> <tbody> <tr><td>COM</td><td>\$2,137</td></tr> <tr><td>A</td><td>\$2,164</td></tr> <tr><td>B</td><td>\$2,224</td></tr> <tr><td>COL/C</td><td>\$2,326</td></tr> <tr><td>D</td><td>\$2,457</td></tr> <tr><td>E</td><td>\$2,587</td></tr> <tr><td>F</td><td>\$2,726</td></tr> <tr><td>G</td><td>\$2,918</td></tr> <tr><td>H</td><td>\$3,128</td></tr> <tr><td>I</td><td>\$3,454</td></tr> <tr><td>J</td><td>\$3,846</td></tr> <tr><td>L1</td><td>\$2,957</td></tr> <tr><td>L2</td><td>\$3,167</td></tr> </tbody> </table>	COM	Price	COM	\$2,137	A	\$2,164	B	\$2,224	COL/C	\$2,326	D	\$2,457	E	\$2,587	F	\$2,726	G	\$2,918	H	\$3,128	I	\$3,454	J	\$3,846	L1	\$2,957	L2	\$3,167
		Dimensions	D	W	H																																										
Overall	26	26	47																																												
Seat	19 ¼	19 ¼	23 ½																																												
Arm			32 ⅞																																												
COM	Price																																														
COM	\$2,137																																														
A	\$2,164																																														
B	\$2,224																																														
COL/C	\$2,326																																														
D	\$2,457																																														
E	\$2,587																																														
F	\$2,726																																														
G	\$2,918																																														
H	\$3,128																																														
I	\$3,454																																														
J	\$3,846																																														
L1	\$2,957																																														
L2	\$3,167																																														
<table border="1"> <thead> <tr> <th>Upholstery</th> <th colspan="2">Shipping</th> </tr> </thead> <tbody> <tr> <td>COM Ydg</td> <td>2 ¼</td> <td>Ctn Wt 64</td> </tr> <tr> <td>COL Sq Ft</td> <td>41</td> <td>Cu Ft 18</td> </tr> </tbody> </table>		Upholstery	Shipping		COM Ydg	2 ¼	Ctn Wt 64	COL Sq Ft	41	Cu Ft 18																																					
Upholstery	Shipping																																														
COM Ydg	2 ¼	Ctn Wt 64																																													
COL Sq Ft	41	Cu Ft 18																																													
Mid Back 	PT5610S · synchro tilt/adjustable height back · adjustable black urethane T arm · arm post matches base color · black polyurethane base · overall height range is 41 ½ - 47 · seat height range is 18 ½ - 23 ½ · arm height range is 26 ½ - 32	<table border="1"> <thead> <tr> <th>Dimensions</th> <th>D</th> <th>W</th> <th>H</th> </tr> </thead> <tbody> <tr> <td>Overall</td> <td>26</td> <td>26</td> <td>47</td> </tr> <tr> <td>Seat</td> <td>19 ¼</td> <td>19 ¼</td> <td>23 ½</td> </tr> <tr> <td>Arm</td> <td></td> <td></td> <td>32</td> </tr> </tbody> </table>	Dimensions	D	W	H	Overall	26	26	47	Seat	19 ¼	19 ¼	23 ½	Arm			32	<table border="1"> <thead> <tr> <th>COM</th> <th>Price</th> </tr> </thead> <tbody> <tr><td>COM</td><td>\$2,243</td></tr> <tr><td>A</td><td>\$2,273</td></tr> <tr><td>B</td><td>\$2,330</td></tr> <tr><td>COL/C</td><td>\$2,434</td></tr> <tr><td>D</td><td>\$2,561</td></tr> <tr><td>E</td><td>\$2,694</td></tr> <tr><td>F</td><td>\$2,832</td></tr> <tr><td>G</td><td>\$3,027</td></tr> <tr><td>H</td><td>\$3,234</td></tr> <tr><td>I</td><td>\$3,560</td></tr> <tr><td>J</td><td>\$3,952</td></tr> <tr><td>L1</td><td>\$3,064</td></tr> <tr><td>L2</td><td>\$3,273</td></tr> </tbody> </table>	COM	Price	COM	\$2,243	A	\$2,273	B	\$2,330	COL/C	\$2,434	D	\$2,561	E	\$2,694	F	\$2,832	G	\$3,027	H	\$3,234	I	\$3,560	J	\$3,952	L1	\$3,064	L2	\$3,273
		Dimensions	D	W	H																																										
Overall	26	26	47																																												
Seat	19 ¼	19 ¼	23 ½																																												
Arm			32																																												
COM	Price																																														
COM	\$2,243																																														
A	\$2,273																																														
B	\$2,330																																														
COL/C	\$2,434																																														
D	\$2,561																																														
E	\$2,694																																														
F	\$2,832																																														
G	\$3,027																																														
H	\$3,234																																														
I	\$3,560																																														
J	\$3,952																																														
L1	\$3,064																																														
L2	\$3,273																																														
<table border="1"> <thead> <tr> <th>Upholstery</th> <th colspan="2">Shipping</th> </tr> </thead> <tbody> <tr> <td>COM Ydg</td> <td>2 ¼</td> <td>Ctn Wt 65</td> </tr> <tr> <td>COL Sq Ft</td> <td>41</td> <td>Cu Ft 18</td> </tr> </tbody> </table>		Upholstery	Shipping		COM Ydg	2 ¼	Ctn Wt 65	COL Sq Ft	41	Cu Ft 18																																					
Upholstery	Shipping																																														
COM Ydg	2 ¼	Ctn Wt 65																																													
COL Sq Ft	41	Cu Ft 18																																													
Excluded from GSA Contract																																															
Management Mid Back 	PT5610T · synchro/adjustable height back · adjustable urethane T arm · polyurethane base · arm post matches base color · overall height range is 41 ½ - 47 · seat height range is 18 ½ - 23 ½ · arm height range is 25 ½ - 31	<table border="1"> <thead> <tr> <th>Dimensions</th> <th>D</th> <th>W</th> <th>H</th> </tr> </thead> <tbody> <tr> <td>Overall</td> <td>26</td> <td>26</td> <td>47</td> </tr> <tr> <td>Seat</td> <td>19 ¼</td> <td>19 ¼</td> <td>23 ½</td> </tr> <tr> <td>Arm</td> <td></td> <td></td> <td>31</td> </tr> </tbody> </table>	Dimensions	D	W	H	Overall	26	26	47	Seat	19 ¼	19 ¼	23 ½	Arm			31	<table border="1"> <thead> <tr> <th>COM</th> <th>Price</th> </tr> </thead> <tbody> <tr><td>COM</td><td>\$2,243</td></tr> <tr><td>A</td><td>\$2,273</td></tr> <tr><td>B</td><td>\$2,330</td></tr> <tr><td>COL/C</td><td>\$2,434</td></tr> <tr><td>D</td><td>\$2,561</td></tr> <tr><td>E</td><td>\$2,694</td></tr> <tr><td>F</td><td>\$2,832</td></tr> <tr><td>G</td><td>\$3,027</td></tr> <tr><td>H</td><td>\$3,234</td></tr> <tr><td>I</td><td>\$3,560</td></tr> <tr><td>J</td><td>\$3,952</td></tr> <tr><td>L1</td><td>\$3,064</td></tr> <tr><td>L2</td><td>\$3,273</td></tr> </tbody> </table>	COM	Price	COM	\$2,243	A	\$2,273	B	\$2,330	COL/C	\$2,434	D	\$2,561	E	\$2,694	F	\$2,832	G	\$3,027	H	\$3,234	I	\$3,560	J	\$3,952	L1	\$3,064	L2	\$3,273
		Dimensions	D	W	H																																										
Overall	26	26	47																																												
Seat	19 ¼	19 ¼	23 ½																																												
Arm			31																																												
COM	Price																																														
COM	\$2,243																																														
A	\$2,273																																														
B	\$2,330																																														
COL/C	\$2,434																																														
D	\$2,561																																														
E	\$2,694																																														
F	\$2,832																																														
G	\$3,027																																														
H	\$3,234																																														
I	\$3,560																																														
J	\$3,952																																														
L1	\$3,064																																														
L2	\$3,273																																														
<table border="1"> <thead> <tr> <th>Upholstery</th> <th colspan="2">Shipping</th> </tr> </thead> <tbody> <tr> <td>COM Ydg</td> <td>2 ¼</td> <td>Ctn Wt 65</td> </tr> <tr> <td>COL Sq Ft</td> <td>41</td> <td>Cu Ft 18</td> </tr> </tbody> </table>		Upholstery	Shipping		COM Ydg	2 ¼	Ctn Wt 65	COL Sq Ft	41	Cu Ft 18																																					
Upholstery	Shipping																																														
COM Ydg	2 ¼	Ctn Wt 65																																													
COL Sq Ft	41	Cu Ft 18																																													
Excluded from GSA Contract																																															

PROTOCOL

Description	1 Model	Specifications				List Price Per Grade	
Mid Back 	PT5610C • synchro tilt/adjustable height back • black urethane cantilever arm • black polyurethane base • overall height range is 41 ½ - 47 • seat height range is 18 ½ - 23 ½ • arm height range is 27 ½ - 32 ¾	Dimensions		D	W	H	COM \$2,185
		Overall	26	26	47	A \$2,214	
		Seat	19 ¼	19 ¼	23 ½	B \$2,274	
		Arm			32 ¾	COL/C \$2,374	
		Upholstery		Shipping		D \$2,505	
		COM Ydg	2 ¼	Ctn Wt	64	E \$2,634	
		COL Sq Ft	41	Cu Ft	18	F \$2,775	
						G \$2,968	
						H \$3,177	
						I \$3,504	
				J \$3,894			
				L1 \$3,008			
				L2 \$3,217			


Description	1 Model	Specifications				List Price Per Grade	
Management Mid Back 	PT5610U • synchro/adjustable height back • fixed height upholstered arm • polyurethane base • overall height range is 41 ½ - 47 • seat height range is 18 ½ - 23 ½ • arm height range is 28 - 33 ½	Dimensions		D	W	H	COM \$2,439
		Overall	26	26	47	A \$2,479	
		Seat	19 ¼	19 ¼	23 ½	B \$2,558	
		Arm			33 ½	COL/C \$2,700	
		Upholstery		Shipping		D \$2,880	
		COM Ydg	3 ⅙	Ctn Wt	64	E \$3,062	
		COL Sq Ft	57	Cu Ft	18	F \$3,253	
						G \$3,527	
						H \$3,815	
						I \$4,267	
				J \$4,811			
				L1 \$3,579			
				L2 \$3,872			


To Order, Specify:


- 1 Model Number
- 2 Wood Species - Maple (M)
- 3 Arm Wood Cap Finish [See Arm Wood Cap Finish Options](#)
- 4 Fabric Selection - vendor, pattern and color
Visit www.jsifurniture.com/finishes-and-materials/textiles for our textiles program.
See selection of standard and graded in manufacturers and patterns.
- 5 Optional Aluminum Base (A) - add \$128 list or Wood Base (W) - add \$123 list
- 6 Optional Premium Polished Trim Grey Dual Wheel Soft Urethane Casters - add \$377
- 7 Optional Mid-Pivot Mechanism Upgrade - add \$163 list (swivel tilt models only)
- 8 Optional Seat Depth Slide - add \$49 list (synchro tilt models only)
- 9 Optional Conference Preset Height Cylinder - add \$35 list (swivel tilt chair models only)
- 10 Optional T Arm Wood Cap - add \$54 list (adjustable T arm models only)
Optional Aluminum Cantilever Arm - Black Cap - add \$140 list,
Grey Cap - add \$173 list (cantilever arm models only)

Specifications


- Wood species - Maple.
- Two piece molded plywood seat and back.
- Seat has 3 ½" high density polyurethane foam.
- Back has 2" to 1" tapered high density polyurethane foam with ¼" overlay.
- Swivel tilt models are standard with tilt, lock, pneumatic lift, tension adjustment.
- Synchro models are standard with synchronized independent seat and back recline, lock pneumatic lift, tensions adjustment, 6 positions, 2 ½" back height adjustment.
- Polyurethane base, glass reinforced nylon/5 prong/grip ring caster insertion.
- All models standard with 60 mm dual wheel non-hooded black nylon plastic casters.

Description	Model	Specifications	List Price Per Grade																																						
Management Mid Back 	PT5660 <ul style="list-style-type: none"> · solid maple crown · synchro/adjustable height back · armless · polyurethane base · overall height range is 41 ½ - 47 · seat height range is 18 ½ - 23 ½ 	<table border="1"> <thead> <tr> <th>Dimensions</th> <th>D</th> <th>W</th> <th>H</th> </tr> </thead> <tbody> <tr> <td>Overall</td> <td>26</td> <td>26</td> <td>47</td> </tr> <tr> <td>Seat</td> <td>19 ¼</td> <td>19 ¼</td> <td>23 ½</td> </tr> </tbody> </table>	Dimensions	D	W	H	Overall	26	26	47	Seat	19 ¼	19 ¼	23 ½	<table border="1"> <tbody> <tr> <td>COM</td> <td>\$2,147</td> </tr> <tr> <td>A</td> <td>\$2,175</td> </tr> <tr> <td>B</td> <td>\$2,229</td> </tr> <tr> <td>COL/C</td> <td>\$2,325</td> </tr> <tr> <td>D</td> <td>\$2,449</td> </tr> <tr> <td>E</td> <td>\$2,573</td> </tr> <tr> <td>F</td> <td>\$2,701</td> </tr> <tr> <td>G</td> <td>\$2,887</td> </tr> <tr> <td>H</td> <td>\$3,084</td> </tr> <tr> <td>I</td> <td>\$3,392</td> </tr> <tr> <td>J</td> <td>\$3,761</td> </tr> <tr> <td>L1</td> <td>\$2,922</td> </tr> <tr> <td>L2</td> <td>\$3,123</td> </tr> </tbody> </table>	COM	\$2,147	A	\$2,175	B	\$2,229	COL/C	\$2,325	D	\$2,449	E	\$2,573	F	\$2,701	G	\$2,887	H	\$3,084	I	\$3,392	J	\$3,761	L1	\$2,922	L2	\$3,123
		Dimensions	D	W	H																																				
Overall	26	26	47																																						
Seat	19 ¼	19 ¼	23 ½																																						
COM	\$2,147																																								
A	\$2,175																																								
B	\$2,229																																								
COL/C	\$2,325																																								
D	\$2,449																																								
E	\$2,573																																								
F	\$2,701																																								
G	\$2,887																																								
H	\$3,084																																								
I	\$3,392																																								
J	\$3,761																																								
L1	\$2,922																																								
L2	\$3,123																																								
<table border="1"> <thead> <tr> <th>Upholstery</th> <th colspan="3">Shipping</th> </tr> </thead> <tbody> <tr> <td>COM Ydg</td> <td>2 ⅞</td> <td>Ctn Wt</td> <td>59</td> </tr> <tr> <td>COL Sq Ft</td> <td>39</td> <td>Cu Ft</td> <td>18</td> </tr> </tbody> </table>		Upholstery	Shipping			COM Ydg	2 ⅞	Ctn Wt	59	COL Sq Ft	39	Cu Ft	18																												
Upholstery	Shipping																																								
COM Ydg	2 ⅞	Ctn Wt	59																																						
COL Sq Ft	39	Cu Ft	18																																						


Mid Back - Wood Crown 	PT5660L <ul style="list-style-type: none"> · solid maple crown · synchro tilt/adjustable height back · black urethane loop arms · black polyurethane base · overall height range is 41 ½ - 47 · seat height range is 18 ½ - 23 ½ · arm height range is 27 ⅞ - 32 ⅞ 	<table border="1"> <thead> <tr> <th>Dimensions</th> <th>D</th> <th>W</th> <th>H</th> </tr> </thead> <tbody> <tr> <td>Overall</td> <td>26</td> <td>26</td> <td>47</td> </tr> <tr> <td>Seat</td> <td>19 ¼</td> <td>19 ¼</td> <td>23 ½</td> </tr> <tr> <td>Arm</td> <td></td> <td></td> <td>32 ⅞</td> </tr> </tbody> </table>	Dimensions	D	W	H	Overall	26	26	47	Seat	19 ¼	19 ¼	23 ½	Arm			32 ⅞	<table border="1"> <tbody> <tr> <td>COM</td> <td>\$2,346</td> </tr> <tr> <td>A</td> <td>\$2,374</td> </tr> <tr> <td>B</td> <td>\$2,428</td> </tr> <tr> <td>COL/C</td> <td>\$2,529</td> </tr> <tr> <td>D</td> <td>\$2,649</td> </tr> <tr> <td>E</td> <td>\$2,772</td> </tr> <tr> <td>F</td> <td>\$2,903</td> </tr> <tr> <td>G</td> <td>\$3,086</td> </tr> <tr> <td>H</td> <td>\$3,284</td> </tr> <tr> <td>I</td> <td>\$3,592</td> </tr> <tr> <td>J</td> <td>\$3,960</td> </tr> <tr> <td>L1</td> <td>\$3,124</td> </tr> <tr> <td>L2</td> <td>\$3,321</td> </tr> </tbody> </table>	COM	\$2,346	A	\$2,374	B	\$2,428	COL/C	\$2,529	D	\$2,649	E	\$2,772	F	\$2,903	G	\$3,086	H	\$3,284	I	\$3,592	J	\$3,960	L1	\$3,124	L2	\$3,321
		Dimensions	D	W	H																																								
Overall	26	26	47																																										
Seat	19 ¼	19 ¼	23 ½																																										
Arm			32 ⅞																																										
COM	\$2,346																																												
A	\$2,374																																												
B	\$2,428																																												
COL/C	\$2,529																																												
D	\$2,649																																												
E	\$2,772																																												
F	\$2,903																																												
G	\$3,086																																												
H	\$3,284																																												
I	\$3,592																																												
J	\$3,960																																												
L1	\$3,124																																												
L2	\$3,321																																												
<table border="1"> <thead> <tr> <th>Upholstery</th> <th colspan="3">Shipping</th> </tr> </thead> <tbody> <tr> <td>COM Ydg</td> <td>2 ⅞</td> <td>Ctn Wt</td> <td>67</td> </tr> <tr> <td>COL Sq Ft</td> <td>39</td> <td>Cu Ft</td> <td>18</td> </tr> </tbody> </table>		Upholstery	Shipping			COM Ydg	2 ⅞	Ctn Wt	67	COL Sq Ft	39	Cu Ft	18																																
Upholstery	Shipping																																												
COM Ydg	2 ⅞	Ctn Wt	67																																										
COL Sq Ft	39	Cu Ft	18																																										


Mid Back - Wood Crown 	PT5660S <ul style="list-style-type: none"> · solid maple crown · synchro tilt/adjustable height back · adjustable black urethane T arm · arm post matches base color · black polyurethane base · overall height range is 41 ½ - 47 · seat height range is 18 ½ - 23 ½ · arm height range is 26 ½ - 32 	<table border="1"> <thead> <tr> <th>Dimensions</th> <th>D</th> <th>W</th> <th>H</th> </tr> </thead> <tbody> <tr> <td>Overall</td> <td>26</td> <td>26</td> <td>47</td> </tr> <tr> <td>Seat</td> <td>19 ¼</td> <td>19 ¼</td> <td>23 ½</td> </tr> <tr> <td>Arm</td> <td></td> <td></td> <td>32</td> </tr> </tbody> </table>	Dimensions	D	W	H	Overall	26	26	47	Seat	19 ¼	19 ¼	23 ½	Arm			32	<table border="1"> <tbody> <tr> <td>COM</td> <td>\$2,455</td> </tr> <tr> <td>A</td> <td>\$2,481</td> </tr> <tr> <td>B</td> <td>\$2,537</td> </tr> <tr> <td>COL/C</td> <td>\$2,632</td> </tr> <tr> <td>D</td> <td>\$2,755</td> </tr> <tr> <td>E</td> <td>\$2,877</td> </tr> <tr> <td>F</td> <td>\$3,010</td> </tr> <tr> <td>G</td> <td>\$3,192</td> </tr> <tr> <td>H</td> <td>\$3,391</td> </tr> <tr> <td>I</td> <td>\$3,696</td> </tr> <tr> <td>J</td> <td>\$4,068</td> </tr> <tr> <td>L1</td> <td>\$3,229</td> </tr> <tr> <td>L2</td> <td>\$3,427</td> </tr> </tbody> </table>	COM	\$2,455	A	\$2,481	B	\$2,537	COL/C	\$2,632	D	\$2,755	E	\$2,877	F	\$3,010	G	\$3,192	H	\$3,391	I	\$3,696	J	\$4,068	L1	\$3,229	L2	\$3,427
		Dimensions	D	W	H																																								
Overall	26	26	47																																										
Seat	19 ¼	19 ¼	23 ½																																										
Arm			32																																										
COM	\$2,455																																												
A	\$2,481																																												
B	\$2,537																																												
COL/C	\$2,632																																												
D	\$2,755																																												
E	\$2,877																																												
F	\$3,010																																												
G	\$3,192																																												
H	\$3,391																																												
I	\$3,696																																												
J	\$4,068																																												
L1	\$3,229																																												
L2	\$3,427																																												
<table border="1"> <thead> <tr> <th>Upholstery</th> <th colspan="3">Shipping</th> </tr> </thead> <tbody> <tr> <td>COM Ydg</td> <td>2 ⅞</td> <td>Ctn Wt</td> <td>68</td> </tr> <tr> <td>COL Sq Ft</td> <td>39</td> <td>Cu Ft</td> <td>18</td> </tr> </tbody> </table>		Upholstery	Shipping			COM Ydg	2 ⅞	Ctn Wt	68	COL Sq Ft	39	Cu Ft	18																																
Upholstery	Shipping																																												
COM Ydg	2 ⅞	Ctn Wt	68																																										
COL Sq Ft	39	Cu Ft	18																																										

Excluded from GSA Contract

Management Mid Back 	PT5660T <ul style="list-style-type: none"> · solid maple crown · synchro/adjustable height back · adjustable urethane T arm · polyurethane base · arm post matches base color · overall height range is 41 ½ - 47 · seat height range is 18 ½ - 23 ½ · arm height range is 25 ½ - 31 	<table border="1"> <thead> <tr> <th>Dimensions</th> <th>D</th> <th>W</th> <th>H</th> </tr> </thead> <tbody> <tr> <td>Overall</td> <td>26</td> <td>26</td> <td>47</td> </tr> <tr> <td>Seat</td> <td>19 ¼</td> <td>19 ¼</td> <td>23 ½</td> </tr> <tr> <td>Arm</td> <td></td> <td></td> <td>31</td> </tr> </tbody> </table>	Dimensions	D	W	H	Overall	26	26	47	Seat	19 ¼	19 ¼	23 ½	Arm			31	<table border="1"> <tbody> <tr> <td>COM</td> <td>\$2,455</td> </tr> <tr> <td>A</td> <td>\$2,481</td> </tr> <tr> <td>B</td> <td>\$2,537</td> </tr> <tr> <td>COL/C</td> <td>\$2,632</td> </tr> <tr> <td>D</td> <td>\$2,755</td> </tr> <tr> <td>E</td> <td>\$2,877</td> </tr> <tr> <td>F</td> <td>\$3,010</td> </tr> <tr> <td>G</td> <td>\$3,192</td> </tr> <tr> <td>H</td> <td>\$3,391</td> </tr> <tr> <td>I</td> <td>\$3,696</td> </tr> <tr> <td>J</td> <td>\$4,068</td> </tr> <tr> <td>L1</td> <td>\$3,229</td> </tr> <tr> <td>L2</td> <td>\$3,427</td> </tr> </tbody> </table>	COM	\$2,455	A	\$2,481	B	\$2,537	COL/C	\$2,632	D	\$2,755	E	\$2,877	F	\$3,010	G	\$3,192	H	\$3,391	I	\$3,696	J	\$4,068	L1	\$3,229	L2	\$3,427
		Dimensions	D	W	H																																								
Overall	26	26	47																																										
Seat	19 ¼	19 ¼	23 ½																																										
Arm			31																																										
COM	\$2,455																																												
A	\$2,481																																												
B	\$2,537																																												
COL/C	\$2,632																																												
D	\$2,755																																												
E	\$2,877																																												
F	\$3,010																																												
G	\$3,192																																												
H	\$3,391																																												
I	\$3,696																																												
J	\$4,068																																												
L1	\$3,229																																												
L2	\$3,427																																												
<table border="1"> <thead> <tr> <th>Upholstery</th> <th colspan="3">Shipping</th> </tr> </thead> <tbody> <tr> <td>COM Ydg</td> <td>2 ⅞</td> <td>Ctn Wt</td> <td>68</td> </tr> <tr> <td>COL Sq Ft</td> <td>39</td> <td>Cu Ft</td> <td>18</td> </tr> </tbody> </table>		Upholstery	Shipping			COM Ydg	2 ⅞	Ctn Wt	68	COL Sq Ft	39	Cu Ft	18																																
Upholstery	Shipping																																												
COM Ydg	2 ⅞	Ctn Wt	68																																										
COL Sq Ft	39	Cu Ft	18																																										

Excluded from GSA Contract

Description	1 Model	Specifications			List Price Per Grade			
Mid Back - Wood Crown 	PT5660C • solid maple crown • synchro tilt/adjustable height back • black urethane cantilever arm • black polyurethane base • overall height range is 41 ½ - 47 • seat height range is 18 ½ - 23 ½ • arm height range is 27 ½ - 32 ¾	Dimensions			COM	\$2,396		
		Overall	26	26		47	A	\$2,424
		Seat	19 ¼	19 ¼		23 ½	B	\$2,479
		Arm	32 ¾			COL/C	\$2,577	
		Upholstery		Shipping		D	\$2,698	
		COM Ydg	2 ⅞	Ctn Wt	67	E	\$2,821	
		COL Sq Ft	39	Cu Ft	18	F	\$2,951	
						G	\$3,135	
						H	\$3,331	
						I	\$3,641	
				J	\$4,011			
				L1	\$3,174			
				L2	\$3,369			


Description	1 Model	Specifications			List Price Per Grade			
Management Mid Back 	PT5660U • solid maple crown • synchro/adjustable height back • fixed height upholstered arm • polyurethane base • overall height range is 41 ½ - 47 • seat height range is 18 ½ - 23 ½ • arm height range is 28 - 33 ½	Dimensions			COM	\$2,648		
		Overall	26	26		47	A	\$2,688
		Seat	19 ¼	19 ¼		23 ½	B	\$2,766
		Arm	33 ½			COL/C	\$2,900	
		Upholstery		Shipping		D	\$3,074	
		COM Ydg	3	Ctn Wt	67	E	\$3,247	
		COL Sq Ft	54	Cu Ft	18	F	\$3,431	
						G	\$3,692	
						H	\$3,969	
						I	\$4,406	
				J	\$4,926			
				L1	\$3,742			
				L2	\$4,022			


To Order, Specify:


- 1 Model Number
- 2 Wood Species - Maple (M)
- 3 Arm Wood Cap Finish [See Arm Wood Cap Finish Options](#)
- 4 Fabric Selection - vendor, pattern and color
Visit www.jsifurniture.com/finishes-and-materials/textiles for our textiles program.
See selection of standard and graded in manufacturers and patterns.
- 5 Optional Aluminum Base (A) - add \$128 list or Wood Base (W) - add \$123 list
- 6 Optional Premium Polished Trim Grey Dual Wheel Soft Urethane Casters - add \$377
- 7 Optional Mid-Pivot Mechanism Upgrade - add \$163 list (swivel tilt models only)
- 8 Optional Seat Depth Slide - add \$49 list (synchro tilt models only)
- 9 Optional Conference Preset Height Cylinder - add \$35 list (swivel tilt chair models only)
- 10 Optional T Arm Wood Cap - add \$54 list (adjustable T arm models only)
Optional Aluminum Cantilever Arm - Black Cap - add \$140 list,
Grey Cap - add \$173 list (cantilever arm models only)


Specifications

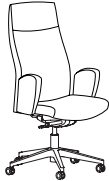
- Wood species - Maple.
- Two piece molded plywood seat and back.
- Seat has 3 ½" high density polyurethane foam.
- Back has 2" to 1" tapered high density polyurethane foam with ¼" overlay.
- Swivel tilt models are standard with tilt, lock, pneumatic lift, tension adjustment.
- Synchro models are standard with synchronized independent seat and back recline, lock pneumatic lift, tensions adjustment, 6 positions, 2 ½" back height adjustment.
- Polyurethane base, glass reinforced nylon/5 prong/grip ring caster insertion.
- All models standard with 60 mm dual wheel non-hooded black nylon plastic casters.

Description	① Model	Specifications	List Price Per Grade																																										
High Back 	PT5615L · synchro tilt/adjustable height back · black urethane loop arms · black polyurethane base · overall height range is 46 ½ - 52 · seat height range is 18 ½ - 23 ½ · arm height range is 27 ⅝ - 32 ⅞	<table border="1"> <thead> <tr> <th>Dimensions</th> <th>D</th> <th>W</th> <th>H</th> </tr> </thead> <tbody> <tr> <td>Overall</td> <td>26</td> <td>26</td> <td>52</td> </tr> <tr> <td>Seat</td> <td>19 ¼</td> <td>19 ¼</td> <td>23 ½</td> </tr> <tr> <td>Arm</td> <td></td> <td></td> <td>32 ⅞</td> </tr> </tbody> </table>	Dimensions	D	W	H	Overall	26	26	52	Seat	19 ¼	19 ¼	23 ½	Arm			32 ⅞	<table border="1"> <tbody> <tr> <td>COM</td> <td>\$2,235</td> </tr> <tr> <td>A</td> <td>\$2,270</td> </tr> <tr> <td>B</td> <td>\$2,332</td> </tr> <tr> <td>COL/C</td> <td>\$2,444</td> </tr> <tr> <td>D</td> <td>\$2,589</td> </tr> <tr> <td>E</td> <td>\$2,735</td> </tr> <tr> <td>F</td> <td>\$2,887</td> </tr> <tr> <td>G</td> <td>\$3,104</td> </tr> <tr> <td>H</td> <td>\$3,337</td> </tr> <tr> <td>I</td> <td>\$3,698</td> </tr> <tr> <td>J</td> <td>\$4,133</td> </tr> <tr> <td>L1</td> <td>\$3,148</td> </tr> <tr> <td>L2</td> <td>\$3,381</td> </tr> </tbody> </table>	COM	\$2,235	A	\$2,270	B	\$2,332	COL/C	\$2,444	D	\$2,589	E	\$2,735	F	\$2,887	G	\$3,104	H	\$3,337	I	\$3,698	J	\$4,133	L1	\$3,148	L2	\$3,381
		Dimensions	D	W	H																																								
		Overall	26	26	52																																								
		Seat	19 ¼	19 ¼	23 ½																																								
		Arm			32 ⅞																																								
		COM	\$2,235																																										
		A	\$2,270																																										
		B	\$2,332																																										
		COL/C	\$2,444																																										
		D	\$2,589																																										
E	\$2,735																																												
F	\$2,887																																												
G	\$3,104																																												
H	\$3,337																																												
I	\$3,698																																												
J	\$4,133																																												
L1	\$3,148																																												
L2	\$3,381																																												
<table border="1"> <thead> <tr> <th>Upholstery</th> <th>Shipping</th> </tr> </thead> <tbody> <tr> <td>COM Ydg</td> <td>2 ½ Ctn Wt 67</td> </tr> <tr> <td>COL Sq Ft</td> <td>45 Cu Ft 18</td> </tr> </tbody> </table>	Upholstery	Shipping	COM Ydg	2 ½ Ctn Wt 67	COL Sq Ft	45 Cu Ft 18																																							
Upholstery	Shipping																																												
COM Ydg	2 ½ Ctn Wt 67																																												
COL Sq Ft	45 Cu Ft 18																																												

High Back 	PT5615S · synchro tilt/adjustable height back · adjustable black urethane T arm · arm post matches base color · black polyurethane base · overall height range is 46 ½ - 52 · seat height range is 18 ½ - 23 ½ · arm height range is 26 ½ - 32 Excluded from GSA Contract	<table border="1"> <thead> <tr> <th>Dimensions</th> <th>D</th> <th>W</th> <th>H</th> </tr> </thead> <tbody> <tr> <td>Overall</td> <td>26</td> <td>26</td> <td>52</td> </tr> <tr> <td>Seat</td> <td>19 ¼</td> <td>19 ¼</td> <td>23 ½</td> </tr> <tr> <td>Arm</td> <td></td> <td></td> <td>32</td> </tr> </tbody> </table>	Dimensions	D	W	H	Overall	26	26	52	Seat	19 ¼	19 ¼	23 ½	Arm			32	<table border="1"> <tbody> <tr> <td>COM</td> <td>\$2,340</td> </tr> <tr> <td>A</td> <td>\$2,373</td> </tr> <tr> <td>B</td> <td>\$2,440</td> </tr> <tr> <td>COL/C</td> <td>\$2,550</td> </tr> <tr> <td>D</td> <td>\$2,697</td> </tr> <tr> <td>E</td> <td>\$2,840</td> </tr> <tr> <td>F</td> <td>\$2,991</td> </tr> <tr> <td>G</td> <td>\$3,210</td> </tr> <tr> <td>H</td> <td>\$3,442</td> </tr> <tr> <td>I</td> <td>\$3,806</td> </tr> <tr> <td>J</td> <td>\$4,239</td> </tr> <tr> <td>L1</td> <td>\$3,255</td> </tr> <tr> <td>L2</td> <td>\$3,486</td> </tr> </tbody> </table>	COM	\$2,340	A	\$2,373	B	\$2,440	COL/C	\$2,550	D	\$2,697	E	\$2,840	F	\$2,991	G	\$3,210	H	\$3,442	I	\$3,806	J	\$4,239	L1	\$3,255	L2	\$3,486
		Dimensions	D	W	H																																								
		Overall	26	26	52																																								
		Seat	19 ¼	19 ¼	23 ½																																								
		Arm			32																																								
		COM	\$2,340																																										
		A	\$2,373																																										
		B	\$2,440																																										
		COL/C	\$2,550																																										
		D	\$2,697																																										
E	\$2,840																																												
F	\$2,991																																												
G	\$3,210																																												
H	\$3,442																																												
I	\$3,806																																												
J	\$4,239																																												
L1	\$3,255																																												
L2	\$3,486																																												
<table border="1"> <thead> <tr> <th>Upholstery</th> <th>Shipping</th> </tr> </thead> <tbody> <tr> <td>COM Ydg</td> <td>2 ½ Ctn Wt 68</td> </tr> <tr> <td>COL Sq Ft</td> <td>45 Cu Ft 18</td> </tr> </tbody> </table>	Upholstery	Shipping	COM Ydg	2 ½ Ctn Wt 68	COL Sq Ft	45 Cu Ft 18																																							
Upholstery	Shipping																																												
COM Ydg	2 ½ Ctn Wt 68																																												
COL Sq Ft	45 Cu Ft 18																																												

Executive High Back 	PT5615T · synchro/adjustable height back · adjustable urethane T arm · polyurethane base · arm post matches base color · overall height range is 46 ½ - 52 · seat height range is 18 ½ - 23 ½ · arm height range is 25 ½ - 31 Excluded from GSA Contract	<table border="1"> <thead> <tr> <th>Dimensions</th> <th>D</th> <th>W</th> <th>H</th> </tr> </thead> <tbody> <tr> <td>Overall</td> <td>26</td> <td>26</td> <td>52</td> </tr> <tr> <td>Seat</td> <td>19 ¼</td> <td>19 ¼</td> <td>23 ½</td> </tr> <tr> <td>Arm</td> <td></td> <td></td> <td>31</td> </tr> </tbody> </table>	Dimensions	D	W	H	Overall	26	26	52	Seat	19 ¼	19 ¼	23 ½	Arm			31	<table border="1"> <tbody> <tr> <td>COM</td> <td>\$2,340</td> </tr> <tr> <td>A</td> <td>\$2,373</td> </tr> <tr> <td>B</td> <td>\$2,440</td> </tr> <tr> <td>COL/C</td> <td>\$2,550</td> </tr> <tr> <td>D</td> <td>\$2,697</td> </tr> <tr> <td>E</td> <td>\$2,840</td> </tr> <tr> <td>F</td> <td>\$2,991</td> </tr> <tr> <td>G</td> <td>\$3,210</td> </tr> <tr> <td>H</td> <td>\$3,442</td> </tr> <tr> <td>I</td> <td>\$3,806</td> </tr> <tr> <td>J</td> <td>\$4,239</td> </tr> <tr> <td>L1</td> <td>\$3,255</td> </tr> <tr> <td>L2</td> <td>\$3,486</td> </tr> </tbody> </table>	COM	\$2,340	A	\$2,373	B	\$2,440	COL/C	\$2,550	D	\$2,697	E	\$2,840	F	\$2,991	G	\$3,210	H	\$3,442	I	\$3,806	J	\$4,239	L1	\$3,255	L2	\$3,486
		Dimensions	D	W	H																																								
		Overall	26	26	52																																								
		Seat	19 ¼	19 ¼	23 ½																																								
		Arm			31																																								
		COM	\$2,340																																										
		A	\$2,373																																										
		B	\$2,440																																										
		COL/C	\$2,550																																										
		D	\$2,697																																										
E	\$2,840																																												
F	\$2,991																																												
G	\$3,210																																												
H	\$3,442																																												
I	\$3,806																																												
J	\$4,239																																												
L1	\$3,255																																												
L2	\$3,486																																												
<table border="1"> <thead> <tr> <th>Upholstery</th> <th>Shipping</th> </tr> </thead> <tbody> <tr> <td>COM Ydg</td> <td>2 ½ Ctn Wt 68</td> </tr> <tr> <td>COL Sq Ft</td> <td>45 Cu Ft 18</td> </tr> </tbody> </table>	Upholstery	Shipping	COM Ydg	2 ½ Ctn Wt 68	COL Sq Ft	45 Cu Ft 18																																							
Upholstery	Shipping																																												
COM Ydg	2 ½ Ctn Wt 68																																												
COL Sq Ft	45 Cu Ft 18																																												

Description	1 Model	Specifications				List Price Per Grade	
High Back 	PT5615C • synchro tilt/adjustable height back • black urethane cantilever arm • black polyurethane base • overall height range is 46 ½ - 52 • seat height range is 18 ½ - 23 ½ • arm height range is 27 ½ - 32 ¾	Dimensions		D	W	H	COM \$2,283
		Overall		26	26	52	A \$2,317
		Seat		19 ¼	19 ¼	23 ½	B \$2,382
		Arm		32 ¾			COL/C \$2,494
		Upholstery		Shipping		D \$2,639	
		COM Ydg		2 ½	Ctn Wt	67	E \$2,782
		COL Sq Ft		45	Cu Ft	18	F \$2,936
						G \$3,151	
						H \$3,386	
						I \$3,748	
				J \$4,182			
				L1 \$3,198			
				L2 \$3,430			

Description	1 Model	Specifications				List Price Per Grade	
Executive High Back 	PT5615U • synchro/adjustable height back • upholstered arm • polyurethane base • overall height range is 46 ½ - 52 • seat height range is 18 ½ - 23 ½ • arm height range is 28 - 33 ½	Dimensions		D	W	H	COM \$2,530
		Overall		26	26	52	A \$2,573
		Seat		19 ¼	19 ¼	23 ½	B \$2,655
		Arm		33 ½			COL/C \$2,799
		Upholstery		Shipping		D \$2,988	
		COM Ydg		3 ¼	Ctn Wt	67	E \$3,177
		COL Sq Ft		59	Cu Ft	18	F \$3,377
						G \$3,659	
						H \$3,959	
						I \$4,432	
				J \$4,997			
				L1 \$3,718			
				L2 \$4,018			

To Order, Specify:

- 1 Model Number
- 2 Wood Species - Maple (M)
- 3 Arm Wood Cap Finish [See Arm Wood Cap Finish Options](#)
- 4 Fabric Selection - vendor, pattern and color
Visit www.jsifurniture.com/finishes-and-materials/textiles for our textiles program.
See selection of standard and graded in manufacturers and patterns.
- 5 Optional Aluminum Base (A) - add \$128 list or Wood Base (W) - add \$123 list
- 6 Optional Premium Polished Trim Grey Dual Wheel Soft Urethane Casters - add \$377
- 7 Optional Mid-Pivot Mechanism Upgrade - add \$163 list
(swivel tilt models only)
- 8 Optional Seat Depth Slide - add \$49 list
(synchro tilt models only)
- 9 Optional Conference Preset Height Cylinder - add \$35 list
(swivel tilt chair models only)
- 10 Optional T Arm Wood Cap - add \$54 list
(adjustable T arm models only)
Optional Aluminum Cantilever Arm - Black Cap - add \$140 list,
Grey Cap - add \$173 list
(cantilever arm models only)

Specifications

- Wood species - Maple.
- Two piece molded plywood seat and back.
- Seat has 3 ½" high density polyurethane foam.
- Back has 2" to 1" tapered high density polyurethane foam with ¼" overlay.
- Swivel tilt models are standard with tilt, lock, pneumatic lift, tension adjustment.
- Synchro models are standard with synchronized independent seat and back recline, lock pneumatic lift, tensions adjustment, 6 positions, 2 ½" back height adjustment.
- Polyurethane base, glass reinforced nylon/5 prong/grip ring caster insertion.
- All models standard with 60 mm dual wheel non-hooded black nylon plastic casters.

Description

1 Model

Specifications

List Price Per Grade

High Back - Wood Crown

PT5665L

- solid maple crown
- synchro tilt/adjustable height back
- black urethane loop arms
- black polyurethane base
- overall height range is 46 ½ - 52
- seat height range is 18 ½ - 23 ½
- arm height range is 27 ¾ - 32 ¾



Dimensions	D	W	H
Overall	26	26	52
Seat	19 ¼	19 ¼	23 ½
Arm			32 ¾
Upholstery		Shipping	
COM Ydg	2 ½	Ctn Wt	68
COL Sq Ft	45	Cu Ft	18

COM	\$2,438
A	\$2,469
B	\$2,536
COL/C	\$2,648
D	\$2,791
E	\$2,939
F	\$3,091
G	\$3,308
H	\$3,537
I	\$3,901
J	\$4,336
L1	\$3,351
L2	\$3,583

High Back - Wood Crown

PT5665S

- solid maple crown
- synchro tilt/adjustable height back
- adjustable black urethane T arm
- arm post matches base color
- black polyurethane base
- overall height range is 46 ½ - 52
- seat height range is 18 ½ - 23 ½
- arm height range is 26 ½ - 32



Dimensions	D	W	H
Overall	26	26	52
Seat	19 ¼	19 ¼	23 ½
Arm			32
Upholstery		Shipping	
COM Ydg	2 ½	Ctn Wt	69
COL Sq Ft	45	Cu Ft	18

COM	\$2,544
A	\$2,578
B	\$2,642
COL/C	\$2,754
D	\$2,899
E	\$3,042
F	\$3,195
G	\$3,412
H	\$3,645
I	\$4,007
J	\$4,442
L1	\$3,456
L2	\$3,690

Excluded from GSA Contract

Executive High Back

PT5665T

- solid maple crown
- synchro/adjustable height back
- adjustable urethane T arm
- polyurethane base
- arm post matches base color
- overall height range is 46 ½ - 52
- seat height range is 18 ½ - 23 ½
- arm height range is 25 ½ - 31




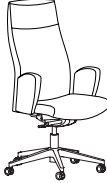
Dimensions	D	W	H
Overall	26	26	52
Seat	19 ¼	19 ¼	23 ½
Arm			31
Upholstery		Shipping	
COM Ydg	2 ½	Ctn Wt	69
COL Sq Ft	45	Cu Ft	18

COM	\$2,544
A	\$2,578
B	\$2,642
COL/C	\$2,754
D	\$2,899
E	\$3,042
F	\$3,195
G	\$3,412
H	\$3,645
I	\$4,007
J	\$4,442
L1	\$3,456
L2	\$3,690

Excluded from GSA Contract

PROTOCOL

Description	1 Model	Specifications				List Price Per Grade	
High Back - Wood Crown 	PT5665C • solid maple crown • synchro tilt/adjustable height back • black urethane cantilever arm • black polyurethane base • overall height range is 46 ½ - 52 • seat height range is 18 ½ - 23 ½ • arm height range is 27 ½ - 32 ¾	Dimensions		D	W	H	COM \$2,485
		Overall	26	26	52	A \$2,518	
		Seat	19 ¼	19 ¼	23 ½	B \$2,584	
		Arm	32 ¾			COL/C \$2,697	
		Upholstery		Shipping		D \$2,838	
		COM Ydg	2 ½	Ctn Wt	68	E \$2,986	
		COL Sq Ft	45	Cu Ft	18	F \$3,139	
						G \$3,357	
						H \$3,588	
						I \$3,951	
				J \$4,386			
				L1 \$3,399			
				L2 \$3,632			

Description	1 Model	Specifications				List Price Per Grade	
Executive High Back 	PT5665U • solid maple crown • synchro/adjustable height back • fixed height upholstered arm • polyurethane base • overall height range is 46 ½ - 52 • seat height range is 18 ½ - 23 ½ • arm height range is 28 - 33 ½	Dimensions		D	W	H	COM \$2,732
		Overall	26	26	52	A \$2,776	
		Seat	19 ¼	19 ¼	23 ½	B \$2,858	
		Arm	33 ½			COL/C \$3,003	
		Upholstery		Shipping		D \$3,192	
		COM Ydg	3 ¼	Ctn Wt	68	E \$3,382	
		COL Sq Ft	59	Cu Ft	18	F \$3,579	
						G \$3,863	
						H \$4,165	
						I \$4,635	
				J \$5,201			
				L1 \$3,921			
				L2 \$4,219			

To Order, Specify:

- 1 Model Number
- 2 Wood Species - Maple (M)
- 3 Arm Wood Cap Finish [See Arm Wood Cap Finish Options](#)
- 4 Fabric Selection - vendor, pattern and color
Visit www.jsifurniture.com/finishes-and-materials/textiles for our textiles program.
See selection of standard and graded in manufacturers and patterns.
- 5 Optional Aluminum Base (A) - add \$128 list or Wood Base (W) - add \$123 list
- 6 Optional Premium Polished Trim Grey Dual Wheel Soft Urethane Casters - add \$377
- 7 Optional Mid-Pivot Mechanism Upgrade - add \$163 list
(swivel tilt models only)
- 8 Optional Seat Depth Slide - add \$49 list
(synchro tilt models only)
- 9 Optional Conference Preset Height Cylinder - add \$35 list
(swivel tilt chair models only)
- 10 Optional T Arm Wood Cap - add \$54 list
(adjustable T arm models only)
Optional Aluminum Cantilever Arm - Black Cap - add \$140 list,
Grey Cap - add \$173 list
(cantilever arm models only)

Specifications

- Wood species - Maple.
- Two piece molded plywood seat and back.
- Seat has 3 ½" high density polyurethane foam.
- Back has 2" to 1" tapered high density polyurethane foam with ¼" overlay.
- Swivel tilt models are standard with tilt, lock, pneumatic lift, tension adjustment.
- Synchro models are standard with synchronized independent seat and back recline, lock pneumatic lift, tensions adjustment, 6 positions, 2 ½" back height adjustment.
- Polyurethane base, glass reinforced nylon/5 prong/grip ring caster insertion.
- All models standard with 60 mm dual wheel non-hooded black nylon plastic casters.

Proxy Order Check List:



Specify:

- 1. Model Number
- 2. Fabric Selection - vendor, pattern and color
- 3. Knit Back Color Selection (knit back models only)
- 4. Optional Aluminum Base - add \$128 list,
- 5. Optional Premium Polished Trim Grey Dual Wheel Soft Urethane Caster - add \$377 list
- 6. Optional Aluminum Cantilever Arm - Black Cap add \$140 list, Grey Cap add \$173 list (cantilever arm models only)
- 7. Optional Seat Depth Slide - add \$49 list (synchro tilt models only)
- 8. Optional Metal Handle - Matte Black (MBK) add \$69 list, Nearly Chrome (NCH) add \$90 list
- 9. Optional Back Zipper Detail - add \$86 list (upholstered back models only)
- 10. Optional Conference Preset Height Cylinder - add \$35 list (swivel tilt chair models only)

Example:

PX810T (model #)	MOMENTUM (fabric vendor)	VOX (pattern name)	MYSTIC (pattern color)	WR (knit color)
----------------------------	------------------------------------	------------------------------	----------------------------------	---------------------------

1. Model Number

2. Fabric Selection - Please supply the following:
Fabric vendor/Pattern name/Pattern color


[For a complete list of JSI Standard and Graded-In Textiles click here](#)

- When specifying contrasting upholstery, indicate clearly which upholstery is to be applied to the seat, back and arms. Use higher grade pricing.
- Indicate direction of fabric - Railroaded or Up the Roll
- Please provide illustration, if available.

All COM orders must include the following:

- Vendor's name, pattern name and color
- Sample of the fabric attached to order
- Model numbers of items for fabric application
- Special application instructions (e.g., all stripes will be applied front to back unless specified otherwise)
- Customer and purchase order number

Ship prepaid COM material to:
JSI
Attn: COM Dept
201 East Martin Street
Receiving B, Dock 71
Orleans, IN 47452



All COM orders will ship at standard lead time from receipt of COM.

3. Knit Back Color Selection:

BA	Barely Blue	RR	Rockin' Red
DA	Dancing Silver	SB	Sandy Beige
JB	Jet Black	WR	White River

4. Optional Aluminum Base - add \$128 list



5. Optional Premium Polished Trim Grey Dual Wheel Soft Urethane Caster - add \$377 list



6. Optional Aluminum Cantilever Arm - Black Cap add \$140 list, Grey Cap add \$173 list (cantilever arm models only)



7. Optional Seat Depth Slide - add \$49 list (synchro tilt models only)

8. Optional Metal Handle - Matte Black (MBK) add \$69 list or Nearly Chrome (NCH) add \$90 list





9. Back Zipper Detail - add \$86 list (upholstered back models only)




10. Optional Conference Preset Height Cylinder - add \$35 list (swivel tilt chair models only)




Description	① Model	Specifications	List Price Per Grade												
Mid Back 	PX800 · knit back · armless · swivel tilt · black polyurethane base · overall height range is 40 - 45 ¾ · seat height range is 17 ¼ - 22 ½	<table border="1"> <thead> <tr> <th>Dimensions</th> <th>D</th> <th>W</th> <th>H</th> </tr> </thead> <tbody> <tr> <td>Overall</td> <td>28 ½</td> <td>28 ½</td> <td>45 ¾</td> </tr> <tr> <td>Seat</td> <td>16 ⅝</td> <td>20 ¾</td> <td>17 ¼</td> </tr> </tbody> </table>	Dimensions	D	W	H	Overall	28 ½	28 ½	45 ¾	Seat	16 ⅝	20 ¾	17 ¼	COM \$1,110 A \$1,117 B \$1,129 COL/C \$1,150 D \$1,178 E \$1,201 F \$1,242 G \$1,286 H \$1,323 I \$1,390 J \$1,469 L1 \$1,224 L2 \$1,259
		Dimensions	D	W	H										
		Overall	28 ½	28 ½	45 ¾										
		Seat	16 ⅝	20 ¾	17 ¼										
		<table border="1"> <thead> <tr> <th>Upholstery</th> <th>Shipping</th> </tr> </thead> <tbody> <tr> <td>COM Ydg ¾</td> <td>Ctn Wt 41</td> </tr> <tr> <td>COL Sq Ft 15</td> <td>Cu Ft 20</td> </tr> </tbody> </table>	Upholstery	Shipping	COM Ydg ¾	Ctn Wt 41	COL Sq Ft 15	Cu Ft 20							
		Upholstery	Shipping												
		COM Ydg ¾	Ctn Wt 41												
		COL Sq Ft 15	Cu Ft 20												

Mid Back 	PX800L · knit back · arm · swivel tilt · black urethane loop arms · black polyurethane base · overall height range is 40 - 45 ¾ · seat height range is 17 ¼ - 22 ½	<table border="1"> <thead> <tr> <th>Dimensions</th> <th>D</th> <th>W</th> <th>H</th> </tr> </thead> <tbody> <tr> <td>Overall</td> <td>28 ½</td> <td>28 ½</td> <td>45 ¾</td> </tr> <tr> <td>Seat</td> <td>16 ⅝</td> <td>20 ¾</td> <td>17 ¼</td> </tr> <tr> <td>Arm</td> <td></td> <td></td> <td>31 ½</td> </tr> </tbody> </table>	Dimensions	D	W	H	Overall	28 ½	28 ½	45 ¾	Seat	16 ⅝	20 ¾	17 ¼	Arm			31 ½	COM \$1,278 A \$1,285 B \$1,297 COL/C \$1,318 D \$1,346 E \$1,369 F \$1,410 G \$1,454 H \$1,491 I \$1,558 J \$1,637 L1 \$1,392 L2 \$1,427
		Dimensions	D	W	H														
		Overall	28 ½	28 ½	45 ¾														
		Seat	16 ⅝	20 ¾	17 ¼														
		Arm			31 ½														
		<table border="1"> <thead> <tr> <th>Upholstery</th> <th>Shipping</th> </tr> </thead> <tbody> <tr> <td>COM Ydg ¾</td> <td>Ctn Wt 46</td> </tr> <tr> <td>COL Sq Ft 15</td> <td>Cu Ft 20</td> </tr> </tbody> </table>	Upholstery	Shipping	COM Ydg ¾	Ctn Wt 46	COL Sq Ft 15	Cu Ft 20											
		Upholstery	Shipping																
		COM Ydg ¾	Ctn Wt 46																
		COL Sq Ft 15	Cu Ft 20																

Excluded from GSA Contract/Open Market

Mid Back 	PX800S · knit back · arm · swivel tilt · adjustable black urethane, slim profile T arm · black polyurethane base · overall height range is 40 - 45 ¾ · seat height range is 17 ¼ - 22 ½	<table border="1"> <thead> <tr> <th>Dimensions</th> <th>D</th> <th>W</th> <th>H</th> </tr> </thead> <tbody> <tr> <td>Overall</td> <td>28 ½</td> <td>28 ½</td> <td>45 ¾</td> </tr> <tr> <td>Seat</td> <td>16 ⅝</td> <td>20 ¾</td> <td>17 ¼</td> </tr> <tr> <td>Arm</td> <td></td> <td></td> <td>33 ¾</td> </tr> </tbody> </table>	Dimensions	D	W	H	Overall	28 ½	28 ½	45 ¾	Seat	16 ⅝	20 ¾	17 ¼	Arm			33 ¾	COM \$1,342 A \$1,349 B \$1,361 COL/C \$1,382 D \$1,410 E \$1,433 F \$1,474 G \$1,518 H \$1,555 I \$1,622 J \$1,701 L1 \$1,456 L2 \$1,491
		Dimensions	D	W	H														
		Overall	28 ½	28 ½	45 ¾														
		Seat	16 ⅝	20 ¾	17 ¼														
		Arm			33 ¾														
		<table border="1"> <thead> <tr> <th>Upholstery</th> <th>Shipping</th> </tr> </thead> <tbody> <tr> <td>COM Ydg ¾</td> <td>Ctn Wt 47</td> </tr> <tr> <td>COL Sq Ft 15</td> <td>Cu Ft 20</td> </tr> </tbody> </table>	Upholstery	Shipping	COM Ydg ¾	Ctn Wt 47	COL Sq Ft 15	Cu Ft 20											
		Upholstery	Shipping																
		COM Ydg ¾	Ctn Wt 47																
		COL Sq Ft 15	Cu Ft 20																

PROXY

Description	1 Model	Specifications				List Price Per Grade	
		Dimensions	D	W	H	COM	
Mid Back 	PX800C · knit back · arm · swivel tilt · black urethane cantilever arm · black polyurethane base · overall height range is 40 - 45 ¾ · seat height range is 17 ¼ - 22 ½ · arm height range is 26 ⅛ - 31 ⅜	Overall	28 ½	28 ½	45 ¾	COM	\$1,314
		Seat	16 ⅝	20 ¾	17 ¼	A	\$1,321
		Arm			31 ⅜	B	\$1,333
						COL/C	\$1,354
						D	\$1,382
						E	\$1,405
						F	\$1,446
						G	\$1,490
						H	\$1,527
						I	\$1,594
				J	\$1,673		
				L1	\$1,428		
				L2	\$1,463		


PROXY


To Order, Specify:

- 1 Model Number
- 2 Seat Fabric Selection - vendor, pattern and color
Visit www.jsifurniture.com/finishes-and-materials/textiles for our textiles program.
See selection of standard and graded in manufacturers and patterns.
- 3 Knit Back Color Selection
- 4 Optional Aluminum Base - add \$128 list
- 5 Optional Premium Polished Trim Grey Dual Wheel
Soft Urethane Caster add \$377 list
- 6 Optional Aluminum Cantilever Arm - Black Cap add \$140 list,
Grey Cap add \$173 (cantilever arm models only)
- 7 Optional Metal Handle - Matte Black (MBK) add \$69 list,
Nearly Chrome (NCH) add \$90 list
- 8 Optional Conference Preset Height Cylinder - add \$35 list (swivel tilt chairs only)


Specifications


- Knit back with molded plywood seat.
- Seat has 2 ½" high density polyurethane foam.
- Knit back conforms to shape for optimal comfort.
- Swivel tilt models are standard with 20 degree tilt, lock, pneumatic lift, tension adjustment.
- Polyurethane base, glass reinforced nylon/5-prong/grip ring caster insertion.
- All models standard with 60 mm dual wheel non-hooded black nylon plastic casters.

Description	Model	Specifications	List Price Per Grade												
Mid Back 	PX810 · knit back · armless · synchro tilt · black polyurethane base · overall height range is 41 ½ - 47 ¼ · seat height range is 18 ¾ - 24	<table border="1"> <thead> <tr> <th>Dimensions</th> <th>D</th> <th>W</th> <th>H</th> </tr> </thead> <tbody> <tr> <td>Overall</td> <td>28 ½</td> <td>28 ½</td> <td>47 ¼</td> </tr> <tr> <td>Seat</td> <td>16 ⅝</td> <td>20 ¾</td> <td>18 ¾</td> </tr> </tbody> </table>	Dimensions	D	W	H	Overall	28 ½	28 ½	47 ¼	Seat	16 ⅝	20 ¾	18 ¾	COM \$1,208 A \$1,215 B \$1,227 COL/C \$1,248 D \$1,276 E \$1,299 F \$1,340 G \$1,384 H \$1,421 I \$1,488 J \$1,567 L1 \$1,322 L2 \$1,357
		Dimensions	D	W	H										
		Overall	28 ½	28 ½	47 ¼										
		Seat	16 ⅝	20 ¾	18 ¾										
		<table border="1"> <thead> <tr> <th>Upholstery</th> <th>Shipping</th> </tr> </thead> <tbody> <tr> <td>COM Ydg ¾</td> <td>Ctn Wt 46</td> </tr> <tr> <td>COL Sq Ft 15</td> <td>Cu Ft 20</td> </tr> </tbody> </table>	Upholstery	Shipping	COM Ydg ¾	Ctn Wt 46	COL Sq Ft 15	Cu Ft 20							
		Upholstery	Shipping												
		COM Ydg ¾	Ctn Wt 46												
		COL Sq Ft 15	Cu Ft 20												

Mid Back 	PX810L · knit back · arm · synchro tilt · black urethane loop arms · black polyurethane base · overall height range is 41 ½ - 47 ¼ · seat height range is 18 ¾ - 24 · arm height range is 27 ¾ - 33	<table border="1"> <thead> <tr> <th>Dimensions</th> <th>D</th> <th>W</th> <th>H</th> </tr> </thead> <tbody> <tr> <td>Overall</td> <td>28 ½</td> <td>28 ½</td> <td>47 ¼</td> </tr> <tr> <td>Seat</td> <td>16 ⅝</td> <td>20 ¾</td> <td>18 ¾</td> </tr> <tr> <td>Arm</td> <td></td> <td></td> <td>33</td> </tr> </tbody> </table>	Dimensions	D	W	H	Overall	28 ½	28 ½	47 ¼	Seat	16 ⅝	20 ¾	18 ¾	Arm			33	COM \$1,375 A \$1,382 B \$1,394 COL/C \$1,415 D \$1,443 E \$1,466 F \$1,507 G \$1,551 H \$1,588 I \$1,655 J \$1,734 L1 \$1,489 L2 \$1,524
		Dimensions	D	W	H														
		Overall	28 ½	28 ½	47 ¼														
		Seat	16 ⅝	20 ¾	18 ¾														
		Arm			33														
		<table border="1"> <thead> <tr> <th>Upholstery</th> <th>Shipping</th> </tr> </thead> <tbody> <tr> <td>COM Ydg ¾</td> <td>Ctn Wt 51</td> </tr> <tr> <td>COL Sq Ft 15</td> <td>Cu Ft 20</td> </tr> </tbody> </table>	Upholstery	Shipping	COM Ydg ¾	Ctn Wt 51	COL Sq Ft 15	Cu Ft 20											
		Upholstery	Shipping																
		COM Ydg ¾	Ctn Wt 51																
		COL Sq Ft 15	Cu Ft 20																

Excluded from GSA Contract/Open Market

Mid Back 	PX810S · knit back · arm · synchro tilt · adjustable black urethane, slim profile T arm · black polyurethane base · overall height range is 41 ½ - 47 ¼ · seat height range is 18 ¾ - 24	<table border="1"> <thead> <tr> <th>Dimensions</th> <th>D</th> <th>W</th> <th>H</th> </tr> </thead> <tbody> <tr> <td>Overall</td> <td>28 ½</td> <td>28 ½</td> <td>47 ¼</td> </tr> <tr> <td>Seat</td> <td>16 ⅝</td> <td>20 ¾</td> <td>18 ¾</td> </tr> <tr> <td>Arm</td> <td></td> <td></td> <td>35</td> </tr> </tbody> </table>	Dimensions	D	W	H	Overall	28 ½	28 ½	47 ¼	Seat	16 ⅝	20 ¾	18 ¾	Arm			35	COM \$1,441 A \$1,448 B \$1,460 COL/C \$1,481 D \$1,509 E \$1,532 F \$1,573 G \$1,617 H \$1,654 I \$1,721 J \$1,800 L1 \$1,555 L2 \$1,590
		Dimensions	D	W	H														
		Overall	28 ½	28 ½	47 ¼														
		Seat	16 ⅝	20 ¾	18 ¾														
		Arm			35														
		<table border="1"> <thead> <tr> <th>Upholstery</th> <th>Shipping</th> </tr> </thead> <tbody> <tr> <td>COM Ydg ¾</td> <td>Ctn Wt 52</td> </tr> <tr> <td>COL Sq Ft 15</td> <td>Cu Ft 20</td> </tr> </tbody> </table>	Upholstery	Shipping	COM Ydg ¾	Ctn Wt 52	COL Sq Ft 15	Cu Ft 20											
		Upholstery	Shipping																
		COM Ydg ¾	Ctn Wt 52																
		COL Sq Ft 15	Cu Ft 20																


Description	① Model	Specifications				List Price Per Grade	
Mid Back 	PX810C • knit back • arm • synchro tilt • black urethane cantilever arm • black polyurethane base • overall height range is 41 ½ - 47 ¼ • seat height range is 18 ¾ - 24 • arm height range is 27 ⅝ - 32 ⅞	Dimensions	D	W	H	COM	\$1,412
		Overall	28 ½	28 ½	47 ¼	A	\$1,419
		Seat	16 ⅝	20 ¾	18 ¾	B	\$1,431
		Arm			32 ⅞	COL/C	\$1,452
		Upholstery	Shipping			D	\$1,480
		COM Ydg	¾	Ctn Wt	51	E	\$1,503
		COL Sq Ft	15	Cu Ft	20	F	\$1,544
						G	\$1,588
						H	\$1,625
						I	\$1,692
				J	\$1,771		
				L1	\$1,526		
				L2	\$1,561		


To Order, Specify:

- ① Model Number
- ② Seat Fabric Selection - vendor, pattern and color
Visit www.jsifurniture.com/finishes-and-materials/textiles for our textiles program.
See selection of standard and graded in manufacturers and patterns.
- ③ Knit Back Color Selection
- ④ Optional Aluminum Base - add \$128 list
- ⑤ Optional Premium Polished Trim Grey Dual Wheel
Soft Urethane Caster add \$377 list
- ⑥ Optional Aluminum Cantilever Arm - Black Cap add \$140 list,
Grey Cap add \$173 (cantilever arm models only)
- ⑦ Optional Seat Depth Slide - add \$49 list (synchro tilt models only)
- ⑧ Optional Metal Handle - Matte Black (MBK) add \$69 list,
Nearly Chrome (NCH) add \$90 list


Specifications

- Knit back with molded plywood seat.
- Seat has 2 ½" high density polyurethane foam.
- Knit back conforms to shape for optimal comfort.
- Synchro models are standard with synchronized independent seat and back recline, lock, pneumatic lift, tensions adjustment.
- Polyurethane base, glass reinforced nylon/5-prong/grip ring caster insertion.
- All models standard with 60 mm dual wheel non-hooded black nylon plastic casters.


Description	Model	Specifications	List Price Per Grade																																																			
Mid Back Sit-to-Stand 	PX805 · knit back · armless · swivel limited tilt · black polyurethane base · overall height range is 42 ¾ - 50 ¼ · seat height range is 20 - 27 ½	<table border="1"> <thead> <tr> <th>Dimensions</th> <th>D</th> <th>W</th> <th>H</th> </tr> </thead> <tbody> <tr> <td>Overall</td> <td>29 ½</td> <td>29 ½</td> <td>50 ¾</td> </tr> <tr> <td>Seat</td> <td>16 ⅝</td> <td>20 ¾</td> <td>20</td> </tr> </tbody> </table>	Dimensions	D	W	H	Overall	29 ½	29 ½	50 ¾	Seat	16 ⅝	20 ¾	20	<table border="1"> <thead> <tr> <th colspan="2">Upholstery</th> <th colspan="2">Shipping</th> </tr> </thead> <tbody> <tr> <td>COM Ydg</td> <td>¾</td> <td>Ctn Wt</td> <td>50</td> </tr> <tr> <td>COL Sq Ft</td> <td>15</td> <td>Cu Ft</td> <td>25</td> </tr> </tbody> </table>	Upholstery		Shipping		COM Ydg	¾	Ctn Wt	50	COL Sq Ft	15	Cu Ft	25	<table border="1"> <tbody> <tr><td>COM</td><td>\$1,426</td></tr> <tr><td>A</td><td>\$1,433</td></tr> <tr><td>B</td><td>\$1,445</td></tr> <tr><td>COL/C</td><td>\$1,466</td></tr> <tr><td>D</td><td>\$1,494</td></tr> <tr><td>E</td><td>\$1,517</td></tr> <tr><td>F</td><td>\$1,558</td></tr> <tr><td>G</td><td>\$1,602</td></tr> <tr><td>H</td><td>\$1,639</td></tr> <tr><td>I</td><td>\$1,706</td></tr> <tr><td>J</td><td>\$1,785</td></tr> <tr><td>L1</td><td>\$1,540</td></tr> <tr><td>L2</td><td>\$1,575</td></tr> </tbody> </table>	COM	\$1,426	A	\$1,433	B	\$1,445	COL/C	\$1,466	D	\$1,494	E	\$1,517	F	\$1,558	G	\$1,602	H	\$1,639	I	\$1,706	J	\$1,785	L1	\$1,540	L2	\$1,575
		Dimensions	D	W	H																																																	
		Overall	29 ½	29 ½	50 ¾																																																	
		Seat	16 ⅝	20 ¾	20																																																	
		Upholstery		Shipping																																																		
		COM Ydg	¾	Ctn Wt	50																																																	
		COL Sq Ft	15	Cu Ft	25																																																	
		COM	\$1,426																																																			
		A	\$1,433																																																			
		B	\$1,445																																																			
COL/C	\$1,466																																																					
D	\$1,494																																																					
E	\$1,517																																																					
F	\$1,558																																																					
G	\$1,602																																																					
H	\$1,639																																																					
I	\$1,706																																																					
J	\$1,785																																																					
L1	\$1,540																																																					
L2	\$1,575																																																					

Mid Back Sit-to-Stand 	PX805L · knit back · arm · swivel limited tilt · black urethane loop arms · black polyurethane base · overall height range is 42 ¾ - 50 ¼ · seat height range is 20 - 27 ½ · arm height range is 29 - 34 ¼	<table border="1"> <thead> <tr> <th>Dimensions</th> <th>D</th> <th>W</th> <th>H</th> </tr> </thead> <tbody> <tr> <td>Overall</td> <td>29 ½</td> <td>29 ½</td> <td>50 ¾</td> </tr> <tr> <td>Seat</td> <td>16 ⅝</td> <td>20 ¾</td> <td>20</td> </tr> <tr> <td>Arm</td> <td></td> <td></td> <td>34 ¼</td> </tr> </tbody> </table>	Dimensions	D	W	H	Overall	29 ½	29 ½	50 ¾	Seat	16 ⅝	20 ¾	20	Arm			34 ¼	<table border="1"> <thead> <tr> <th colspan="2">Upholstery</th> <th colspan="2">Shipping</th> </tr> </thead> <tbody> <tr> <td>COM Ydg</td> <td>¾</td> <td>Ctn Wt</td> <td>55</td> </tr> <tr> <td>COL Sq Ft</td> <td>15</td> <td>Cu Ft</td> <td>25</td> </tr> </tbody> </table>	Upholstery		Shipping		COM Ydg	¾	Ctn Wt	55	COL Sq Ft	15	Cu Ft	25	<table border="1"> <tbody> <tr><td>COM</td><td>\$1,591</td></tr> <tr><td>A</td><td>\$1,598</td></tr> <tr><td>B</td><td>\$1,610</td></tr> <tr><td>COL/C</td><td>\$1,631</td></tr> <tr><td>D</td><td>\$1,659</td></tr> <tr><td>E</td><td>\$1,682</td></tr> <tr><td>F</td><td>\$1,723</td></tr> <tr><td>G</td><td>\$1,767</td></tr> <tr><td>H</td><td>\$1,804</td></tr> <tr><td>I</td><td>\$1,871</td></tr> <tr><td>J</td><td>\$1,950</td></tr> <tr><td>L1</td><td>\$1,705</td></tr> <tr><td>L2</td><td>\$1,740</td></tr> </tbody> </table>	COM	\$1,591	A	\$1,598	B	\$1,610	COL/C	\$1,631	D	\$1,659	E	\$1,682	F	\$1,723	G	\$1,767	H	\$1,804	I	\$1,871	J	\$1,950	L1	\$1,705	L2	\$1,740
		Dimensions	D	W	H																																																					
		Overall	29 ½	29 ½	50 ¾																																																					
		Seat	16 ⅝	20 ¾	20																																																					
		Arm			34 ¼																																																					
		Upholstery		Shipping																																																						
		COM Ydg	¾	Ctn Wt	55																																																					
		COL Sq Ft	15	Cu Ft	25																																																					
		COM	\$1,591																																																							
		A	\$1,598																																																							
B	\$1,610																																																									
COL/C	\$1,631																																																									
D	\$1,659																																																									
E	\$1,682																																																									
F	\$1,723																																																									
G	\$1,767																																																									
H	\$1,804																																																									
I	\$1,871																																																									
J	\$1,950																																																									
L1	\$1,705																																																									
L2	\$1,740																																																									

Excluded from GSA Contract/Open Market

Mid Back Sit-to-Stand 	PX805S · knit back · arm · swivel limited tilt · adjustable black urethane, slim profile T arm · black polyurethane base · overall height range is 42 ¾ - 50 ¼ · seat height range is 20 - 27 ½ · arm height range is 27 ⅞ - 36 ½	<table border="1"> <thead> <tr> <th>Dimensions</th> <th>D</th> <th>W</th> <th>H</th> </tr> </thead> <tbody> <tr> <td>Overall</td> <td>29 ½</td> <td>29 ½</td> <td>50 ¾</td> </tr> <tr> <td>Seat</td> <td>16 ⅝</td> <td>20 ¾</td> <td>20</td> </tr> <tr> <td>Arm</td> <td></td> <td></td> <td>36</td> </tr> </tbody> </table>	Dimensions	D	W	H	Overall	29 ½	29 ½	50 ¾	Seat	16 ⅝	20 ¾	20	Arm			36	<table border="1"> <thead> <tr> <th colspan="2">Upholstery</th> <th colspan="2">Shipping</th> </tr> </thead> <tbody> <tr> <td>COM Ydg</td> <td>¾</td> <td>Ctn Wt</td> <td>56</td> </tr> <tr> <td>COL Sq Ft</td> <td>15</td> <td>Cu Ft</td> <td>25</td> </tr> </tbody> </table>	Upholstery		Shipping		COM Ydg	¾	Ctn Wt	56	COL Sq Ft	15	Cu Ft	25	<table border="1"> <tbody> <tr><td>COM</td><td>\$1,655</td></tr> <tr><td>A</td><td>\$1,662</td></tr> <tr><td>B</td><td>\$1,674</td></tr> <tr><td>COL/C</td><td>\$1,695</td></tr> <tr><td>D</td><td>\$1,723</td></tr> <tr><td>E</td><td>\$1,746</td></tr> <tr><td>F</td><td>\$1,787</td></tr> <tr><td>G</td><td>\$1,831</td></tr> <tr><td>H</td><td>\$1,868</td></tr> <tr><td>I</td><td>\$1,935</td></tr> <tr><td>J</td><td>\$2,014</td></tr> <tr><td>L1</td><td>\$1,769</td></tr> <tr><td>L2</td><td>\$1,804</td></tr> </tbody> </table>	COM	\$1,655	A	\$1,662	B	\$1,674	COL/C	\$1,695	D	\$1,723	E	\$1,746	F	\$1,787	G	\$1,831	H	\$1,868	I	\$1,935	J	\$2,014	L1	\$1,769	L2	\$1,804
		Dimensions	D	W	H																																																					
		Overall	29 ½	29 ½	50 ¾																																																					
		Seat	16 ⅝	20 ¾	20																																																					
		Arm			36																																																					
		Upholstery		Shipping																																																						
		COM Ydg	¾	Ctn Wt	56																																																					
		COL Sq Ft	15	Cu Ft	25																																																					
		COM	\$1,655																																																							
		A	\$1,662																																																							
B	\$1,674																																																									
COL/C	\$1,695																																																									
D	\$1,723																																																									
E	\$1,746																																																									
F	\$1,787																																																									
G	\$1,831																																																									
H	\$1,868																																																									
I	\$1,935																																																									
J	\$2,014																																																									
L1	\$1,769																																																									
L2	\$1,804																																																									

PROXY

Description	1 Model	Specifications			List Price Per Grade	
 <p>Mid Back Sit-to-Stand</p>	<p>PX805C</p> <ul style="list-style-type: none"> · knit back · arm · swivel limited tilt · black urethane cantilever arm · black polyurethane base · overall height range is 42 ¾ - 50 ¼ · seat height range is 20 - 27 ½ · arm height range is 28 7/8 - 34 1/8 	Dimensions	D	W	H	COM \$1,632
		Overall	29 ½	29 ½	50 ¾	A \$1,639
		Seat	16 5/8	20 ¾	20	B \$1,651
		Arm			34 1/8	COL/C \$1,672
		Upholstery		Shipping		D \$1,700
		COM Ydg	¾	Ctn Wt	55	E \$1,723
		COL Sq Ft	15	Cu Ft	25	F \$1,764
						G \$1,808
						H \$1,845
						I \$1,912
				J \$1,991		
				L1 \$1,746		
				L2 \$1,781		


PROXY


To Order, Specify:

- 1 Model Number
- 2 Seat Fabric Selection - vendor, pattern and color
Visit www.jsifurniture.com/finishes-and-materials/textiles for our textiles program.
See selection of standard and graded in manufacturers and patterns.
- 3 Knit Back Color Selection
- 4 Optional Aluminum Base - add \$128 list
- 5 Optional Premium Polished Trim Grey Dual Wheel
Soft Urethane Caster add \$377 list
- 6 Optional Aluminum Cantilever Arm - Black Cap add \$140 list,
Grey Cap add \$173 (cantilever arm models only)
- 7 Optional Metal Handle - Matte Black (MBK) add \$69 list,
Nearly Chrome (NCH) add \$90 list


Specifications

- Knit back with molded plywood seat.
- Seat has 2 ½" high density polyurethane foam.
- Knit back conforms to shape for optimal comfort.
- Sit-to Stand models are standard with 10 degree tilt, lock, pneumatic lift, tension adjustment.
- Foot ring 9" from floor, reposition with adjustment knob.
- Polyurethane base, glass reinforced nylon/5-prong/grip ring caster insertion.
- All models standard with 60 mm dual wheel non-hooded black nylon plastic casters.


Description	Model	Specifications				List Price Per Grade
Mid Back Stool 	PX808 · knit back · armless · swivel limited tilt · black polyurethane base · overall height range is 44 ¾ - 52 ¼ · seat height range is 22 - 29 ½	Dimensions	D	W	H	COM \$1,347
		Overall	28 ½	28 ½	52 ¾	A \$1,354
		Seat	16 ⅝	20 ¾	22	B \$1,366
		Upholstery	Shipping			COL/C \$1,387
		COM Ydg	¾	Ctn Wt	49	D \$1,415
		COL Sq Ft	15	Cu Ft	25	E \$1,438
						F \$1,479
						G \$1,523
						H \$1,560
						I \$1,627
				J \$1,706		
				L1 \$1,461		
				L2 \$1,496		

Mid Back Stool 	PX808L · knit back · arm · swivel limited tilt · black urethane loop arms · black polyurethane base · overall height range is 44 ¾ - 52 ¼ · seat height range is 22 - 29 ½ · arm height range is 31 - 36 ¼	Dimensions	D	W	H	COM \$1,508
		Overall	28 ½	28 ½	52 ¾	A \$1,515
		Seat	16 ⅝	20 ¾	22	B \$1,527
		Arm			36 ¼	COL/C \$1,548
		Upholstery	Shipping			D \$1,576
		COM Ydg	¾	Ctn Wt	54	E \$1,599
		COL Sq Ft	15	Cu Ft	25	F \$1,640
						G \$1,684
						H \$1,721
						I \$1,788
				J \$1,867		
				L1 \$1,622		
				L2 \$1,657		

Excluded from GSA Contract/Open Market

Mid Back Stool 	PX808S · knit back · arm · swivel limited tilt · adjustable black urethane, slim profile T arm · black polyurethane base · overall height range is 44 ¾ - 52 ¼ · seat height range is 22 - 29 ½ · arm height range is 29 ⅞ - 38 ½	Dimensions	D	W	H	COM \$1,571
		Overall	28 ½	28 ½	52 ¾	A \$1,578
		Seat	16 ⅝	20 ¾	22	B \$1,590
		Arm			38	COL/C \$1,611
		Upholstery	Shipping			D \$1,639
		COM Ydg	¾	Ctn Wt	55	E \$1,662
		COL Sq Ft	15	Cu Ft	25	F \$1,703
						G \$1,747
						H \$1,784
						I \$1,851
				J \$1,930		
				L1 \$1,685		
				L2 \$1,720		

PROXY


Description	1 Model	Specifications				List Price Per Grade	
Mid Back Stool 	PX808C · knit back · arm · swivel limited tilt · black urethane cantilever arm · black polyurethane base · overall height range is 44 ¾ - 52 ¼ · seat height range is 22 - 29 ½ · arm height range is 30 ⅞ - 36 ⅞	Dimensions	D	W	H	COM	\$1,627
		Overall	28 ½	28 ½	52 ¾	A	\$1,634
		Seat	16 ⅝	20 ¾	22	B	\$1,646
		Arm			36 ⅞	COL/C	\$1,667
		Upholstery	Shipping			D	\$1,695
		COM Ydg	¾	Ctn Wt	54	E	\$1,718
		COL Sq Ft	15	Cu Ft	25	F	\$1,759
						G	\$1,803
						H	\$1,840
						I	\$1,907
				J	\$1,986		
				L1	\$1,741		
				L2	\$1,776		


To Order, Specify:

- 1 Model Number
- 2 Seat Fabric Selection - vendor, pattern and color
Visit www.jsifurniture.com/finishes-and-materials/textiles for our textiles program.
See selection of standard and graded in manufacturers and patterns.
- 3 Knit Back Color Selection
- 4 Optional Aluminum Base - add \$128 list
- 5 Optional Premium Polished Trim Grey Dual Wheel
Soft Urethane Caster add \$377 list
- 6 Optional Aluminum Cantilever Arm - Black Cap add \$140 list,
Grey Cap add \$173 (cantilever arm models only)
- 7 Optional Metal Handle - Matte Black (MBK) add \$69 list,
Nearly Chrome (NCH) add \$90 list


Specifications

- Knit back with molded plywood seat.
- Seat has 2 ½" high density polyurethane foam.
- Knit back conforms to shape for optimal comfort.
- Stool models are standard with 10 degree tilt, lock, pneumatic lift, tension adjustment.
- Foot ring 13" from floor, reposition with adjustment knob.
- Polyurethane base, glass reinforced nylon/5-prong/grip ring caster insertion.
- All models standard with 60 mm dual wheel non-hooded black nylon plastic casters.


Description	Model	Specifications	List Price Per Grade												
Low Back 	PX821 · upholstered back · armless · swivel tilt · double stitch outer back detail · black polyurethane base · overall height range is 34 - 39 ¼ · seat height range is 17 ¼ - 22 ½	<table border="1"> <thead> <tr> <th>Dimensions</th> <th>D</th> <th>W</th> <th>H</th> </tr> </thead> <tbody> <tr> <td>Overall</td> <td>28 ½</td> <td>28 ½</td> <td>39 ¼</td> </tr> <tr> <td>Seat</td> <td>16 ⅝</td> <td>20 ¾</td> <td>17 ¼</td> </tr> </tbody> </table>	Dimensions	D	W	H	Overall	28 ½	28 ½	39 ¼	Seat	16 ⅝	20 ¾	17 ¼	COM \$1,252 A \$1,269 B \$1,301 COL/C \$1,358 D \$1,432 E \$1,494 F \$1,603 G \$1,719 H \$1,819 I \$1,998 J \$2,210 L1 \$1,743 L2 \$1,883
		Dimensions	D	W	H										
		Overall	28 ½	28 ½	39 ¼										
		Seat	16 ⅝	20 ¾	17 ¼										
		<table border="1"> <thead> <tr> <th>Upholstery</th> <th colspan="3">Shipping</th> </tr> </thead> <tbody> <tr> <td>COM Ydg</td> <td>2</td> <td>Ctn Wt</td> <td>37</td> </tr> <tr> <td>COL Sq Ft</td> <td>40</td> <td>Cu Ft</td> <td>16</td> </tr> </tbody> </table>	Upholstery	Shipping			COM Ydg	2	Ctn Wt	37	COL Sq Ft	40	Cu Ft	16	
		Upholstery	Shipping												
		COM Ydg	2	Ctn Wt	37										
		COL Sq Ft	40	Cu Ft	16										

Low Back 	PX821L · upholstered back · arm · swivel tilt · black urethane loop arms · double stitch outer back detail · black polyurethane base · overall height range is 34 - 39 ¼ · seat height range is 17 ¼ - 22 ½ · arm height range is 26 ¼ - 31 ½	<table border="1"> <thead> <tr> <th>Dimensions</th> <th>D</th> <th>W</th> <th>H</th> </tr> </thead> <tbody> <tr> <td>Overall</td> <td>28 ½</td> <td>28 ½</td> <td>39 ¼</td> </tr> <tr> <td>Seat</td> <td>16 ⅝</td> <td>20 ¾</td> <td>17 ¼</td> </tr> <tr> <td>Arm</td> <td></td> <td></td> <td>31 ½</td> </tr> </tbody> </table>	Dimensions	D	W	H	Overall	28 ½	28 ½	39 ¼	Seat	16 ⅝	20 ¾	17 ¼	Arm			31 ½	COM \$1,430 A \$1,447 B \$1,479 COL/C \$1,536 D \$1,610 E \$1,672 F \$1,781 G \$1,897 H \$1,997 I \$2,176 J \$2,388 L1 \$1,921 L2 \$2,061
		Dimensions	D	W	H														
		Overall	28 ½	28 ½	39 ¼														
		Seat	16 ⅝	20 ¾	17 ¼														
		Arm			31 ½														
		<table border="1"> <thead> <tr> <th>Upholstery</th> <th colspan="3">Shipping</th> </tr> </thead> <tbody> <tr> <td>COM Ydg</td> <td>2</td> <td>Ctn Wt</td> <td>42</td> </tr> <tr> <td>COL Sq Ft</td> <td>40</td> <td>Cu Ft</td> <td>16</td> </tr> </tbody> </table>	Upholstery	Shipping			COM Ydg	2	Ctn Wt	42	COL Sq Ft	40	Cu Ft	16					
		Upholstery	Shipping																
		COM Ydg	2	Ctn Wt	42														
		COL Sq Ft	40	Cu Ft	16														

Excluded from GSA Contract/Open Market

Low Back 	PX821S · upholstered back · arm · swivel tilt · adjustable black urethane, slim profile T arm · double stitch outer back detail · black polyurethane base · overall height range is 34 - 39 ¼ · seat height range is 17 ¼ - 22 ½ · arm height range is 25 ⅝ - 33 ¾	<table border="1"> <thead> <tr> <th>Dimensions</th> <th>D</th> <th>W</th> <th>H</th> </tr> </thead> <tbody> <tr> <td>Overall</td> <td>28 ½</td> <td>28 ½</td> <td>39 ¼</td> </tr> <tr> <td>Seat</td> <td>16 ⅝</td> <td>20 ¾</td> <td>17 ¼</td> </tr> <tr> <td>Arm</td> <td></td> <td></td> <td>33 ¾</td> </tr> </tbody> </table>	Dimensions	D	W	H	Overall	28 ½	28 ½	39 ¼	Seat	16 ⅝	20 ¾	17 ¼	Arm			33 ¾	COM \$1,531 A \$1,548 B \$1,580 COL/C \$1,637 D \$1,711 E \$1,773 F \$1,882 G \$1,998 H \$2,098 I \$2,277 J \$2,489 L1 \$2,022 L2 \$2,162
		Dimensions	D	W	H														
		Overall	28 ½	28 ½	39 ¼														
		Seat	16 ⅝	20 ¾	17 ¼														
		Arm			33 ¾														
		<table border="1"> <thead> <tr> <th>Upholstery</th> <th colspan="3">Shipping</th> </tr> </thead> <tbody> <tr> <td>COM Ydg</td> <td>2</td> <td>Ctn Wt</td> <td>43</td> </tr> <tr> <td>COL Sq Ft</td> <td>40</td> <td>Cu Ft</td> <td>16</td> </tr> </tbody> </table>	Upholstery	Shipping			COM Ydg	2	Ctn Wt	43	COL Sq Ft	40	Cu Ft	16					
		Upholstery	Shipping																
		COM Ydg	2	Ctn Wt	43														
		COL Sq Ft	40	Cu Ft	16														

PROXY

Description	① Model	Specifications				List Price Per Grade			
Low Back 	PX821C · upholstered back · arm · swivel tilt · black urethane cantilever arm · double stitch outer back detail · black polyurethane base · overall height range is 34 - 39 ¼ · seat height range is 17 ¼ - 22 ½ · arm height range is 26 ⅞ - 31 ⅜	Dimensions		D	W	H	COM \$1,478		
		Overall		28 ½	28 ½	39 ¼	A \$1,495		
		Seat		16 ⅝	20 ¾	17 ¼	B \$1,527		
		Arm					31 ⅜	COL/C \$1,584	
		Upholstery		Shipping					
		COM Ydg		2	Ctn Wt	42	D \$1,658		
		COL Sq Ft		40	Cu Ft	16	E \$1,720		
									F \$1,829
									G \$1,945
									H \$2,045
							I \$2,224		
							J \$2,436		
							L1 \$1,969		
							L2 \$2,109		


PROXY


To Order, Specify:

- ① Model Number
- ② Fabric Selection - vendor, pattern and color
Visit www.jsifurniture.com/finishes-and-materials/textiles for our textiles program.
See selection of standard and graded in manufacturers and patterns.
- ③ Optional Aluminum Base - add \$128 list
- ④ Optional Premium Polished Trim Grey Dual Wheel
Soft Urethane Caster add \$377 list
- ⑤ Optional Aluminum Cantilever Arm - Black Cap add \$140 list,
Grey Cap add \$173 (cantilever arm models only)
- ⑥ Optional Metal Handle - Matte Black (MBK) add \$69 list,
Nearly Chrome (NCH) add \$90 list
- ⑦ Optional Back Zipper Detail - add \$86 list (upholstered back models only)
- ⑧ Optional Conference Preset Height Cylinder - add \$35 list (swivel tilt chairs only)


Specifications

- One piece molded plywood shell.
- Seat has 2 ½" high density polyurethane foam.
- Back has ¾" high density polyurethane foam.
- Upholstered back models are standard with double stitch outer back detail.
- Swivel tilt models are standard with 20 degree tilt, lock, pneumatic lift, tension adjustment.
- Polyurethane base, glass reinforced nylon/5-prong/grip ring caster insertion.
- All models standard with 60 mm dual wheel non-hooded black nylon plastic casters.


Description	① Model	Specifications				List Price Per Grade
Mid Back 	PX822 · upholstered back · armless · swivel tilt · double stitch outer back detail · black polyurethane base · overall height range is 39 3/8 - 44 5/8 · seat height range is 17 1/4 - 22 1/2	Dimensions	D	W	H	COM \$1,308
		Overall	28 1/2	28 1/2	44 5/8	A \$1,327
		Seat	16 5/8	20 3/4	17 1/4	B \$1,364
		Upholstery	Shipping			COL/C \$1,428
		COM Ydg	2 1/4	Ctn Wt	41	D \$1,510
		COL Sq Ft	45	Cu Ft	20	E \$1,580
						F \$1,703
						G \$1,834
						H \$1,946
						I \$2,147

Mid Back 	PX822L · upholstered back · arm · swivel tilt · black urethane loop arms · double stitch outer back detail · black polyurethane base · overall height range is 39 3/8 - 44 5/8 · seat height range is 17 1/4 - 22 1/2 · arm height range is 26 1/4 - 31 1/2	Dimensions	D	W	H	COM \$1,465
		Overall	28 1/2	28 1/2	44 5/8	A \$1,484
		Seat	16 5/8	20 3/4	17 1/4	B \$1,521
		Arm			31 1/2	COL/C \$1,585
		Upholstery	Shipping			D \$1,667
		COM Ydg	2 1/4	Ctn Wt	46	E \$1,737
		COL Sq Ft	45	Cu Ft	20	F \$1,860
						G \$1,991
						H \$2,103
						I \$2,304

Excluded from GSA Contract/Open Market

Mid Back 	PX822S · upholstered back · arm · swivel tilt · adjustable black urethane, slim profile T arm · double stitch outer back detail · black polyurethane base · overall height range is 39 3/8 - 44 5/8 · seat height range is 17 1/4 - 22 1/2 · arm height range is 25 1/8 - 33 3/4	Dimensions	D	W	H	COM \$1,566
		Overall	28 1/2	28 1/2	44 5/8	A \$1,585
		Seat	16 5/8	20 3/4	17 1/4	B \$1,622
		Arm			33 3/4	COL/C \$1,686
		Upholstery	Shipping			D \$1,768
		COM Ydg	2 1/4	Ctn Wt	47	E \$1,838
		COL Sq Ft	45	Cu Ft	20	F \$1,961
						G \$2,092
						H \$2,204
						I \$2,405

PROXY


Description	1 Model	Specifications				List Price Per Grade		
Mid Back 	PX822C · upholstered back · arm · swivel tilt · black urethane cantilever arm · double stitch outer back detail · black polyurethane base · overall height range is 39 3/8 - 44 5/8 · seat height range is 17 1/4 - 22 1/2 · arm height range is 26 1/8 - 31 3/8	Dimensions		D	W	H	COM \$1,513	
		Overall		28 1/2	28 1/2	44 5/8	A \$1,532	
		Seat		16 5/8	20 3/4	17 1/4	B \$1,569	
		Arm					31 3/8	COL/C \$1,633
		Upholstery		Shipping				
		COM Ydg		2 1/4	Ctn Wt	46	D \$1,715	
		COL Sq Ft		45	Cu Ft	20	E \$1,785	
							F \$1,908	
							G \$2,039	
							H \$2,151	
					I \$2,352			
					J \$2,590			
					L1 \$2,073			
					L2 \$2,232			


To Order, Specify:

- 1 Model Number
- 2 Fabric Selection - vendor, pattern and color
Visit www.jsifurniture.com/finishes-and-materials/textiles for our textiles program.
See selection of standard and graded in manufacturers and patterns.
- 3 Optional Aluminum Base - add \$128 list
- 4 Optional Premium Polished Trim Grey Dual Wheel
Soft Urethane Caster add \$377 list
- 5 Optional Aluminum Cantilever Arm - Black Cap add \$140 list,
Grey Cap add \$173 (cantilever arm models only)
- 6 Optional Metal Handle - Matte Black (MBK) add \$69 list,
Nearly Chrome (NCH) add \$90 list
- 7 Optional Back Zipper Detail - add \$86 list (upholstered back models only)
- 8 Optional Conference Preset Height Cylinder - add \$35 list (swivel tilt chairs only)


Specifications

- One piece molded plywood shell.
- Seat has 2 1/2" high density polyurethane foam.
- Back has 3/4" high density polyurethane foam.
- Upholstered back models are standard with double stitch outer back detail.
- Swivel tilt models are standard with 20 degree tilt, lock, pneumatic lift, tension adjustment.
- Polyurethane base, glass reinforced nylon/5-prong/grip ring caster insertion.
- All models standard with 60 mm dual wheel non-hooded black nylon plastic casters.


Description	Model	Specifications	List Price Per Grade			
High Back 	PX823 · upholstered back · armless · swivel tilt · double stitch outer back detail · black polyurethane base · overall height range is 45 7/8 - 51 1/8 · seat height range is 17 1/4 - 22 1/2	Dimensions	D	W	H	COM \$1,375
		Overall	28 1/2	28 1/2	51 1/8	A \$1,396
		Seat	16 5/8	20 3/4	17 1/4	B \$1,437
		Upholstery	Shipping			COL/C \$1,508
		COM Ydg	2 1/2	Ctn Wt	45	D \$1,599
		COL Sq Ft	50	Cu Ft	25	E \$1,677
						F \$1,813
						G \$1,959
						H \$2,084
						I \$2,307

High Back 	PX823L · upholstered back · arm · swivel tilt · black urethane loop arm · double stitch outer back detail · black polyurethane base · overall height range is 45 7/8 - 51 1/8 · seat height range is 17 1/4 - 22 1/2 · arm height range is 26 1/4 - 31 1/2	Dimensions	D	W	H	COM \$1,532
		Overall	28 1/2	28 1/2	51 1/8	A \$1,553
		Seat	16 5/8	20 3/4	17 1/4	B \$1,594
		Arm			31 1/2	COL/C \$1,665
		Upholstery	Shipping			D \$1,756
		COM Ydg	2 1/2	Ctn Wt	50	E \$1,834
		COL Sq Ft	50	Cu Ft	25	F \$1,970
						G \$2,116
						H \$2,241
						I \$2,464

Excluded from GSA Contract/Open Market

High Back 	PX823S · upholstered back · arm · swivel tilt · adjustable black urethane, slim profile T arm · double stitch outer back detail · black polyurethane base · overall height range is 45 7/8 - 51 1/8 · seat height range is 17 1/4 - 22 1/2 · arm height range is 25 1/8 - 33 3/4	Dimensions	D	W	H	COM \$1,633
		Overall	28 1/2	28 1/2	51 1/8	A \$1,654
		Seat	16 5/8	20 3/4	17 1/4	B \$1,695
		Arm			33 3/4	COL/C \$1,766
		Upholstery	Shipping			D \$1,857
		COM Ydg	2 1/2	Ctn Wt	51	E \$1,935
		COL Sq Ft	50	Cu Ft	25	F \$2,071
						G \$2,217
						H \$2,342
						I \$2,565

PROXY


Description	1 Model	Specifications				List Price Per Grade			
High Back 	PX823C · upholstered back · arm · swivel tilt · black urethane cantilever arm · double stitch outer back detail · black polyurethane base · overall height range is 45 7/8 - 51 1/8 · seat height range is 17 1/4 - 22 1/2 · arm height range is 26 1/8 - 31 3/8	Dimensions	D	W	H	COM	\$1,579		
		Overall	28 1/2	28 1/2	51 1/8	A	\$1,600		
		Seat	16 5/8	20 3/4	17 1/4	B	\$1,641		
		Arm				31 3/8	COL/C	\$1,712	
		Upholstery				Shipping	D	\$1,803	
		COM Ydg	2 1/2	Ctn Wt	50	E	\$1,881		
		COL Sq Ft	50	Cu Ft	25	F	\$2,017		
								G	\$2,163
								H	\$2,288
								I	\$2,511
						J	\$2,776		
						L1	\$2,192		
						L2	\$2,367		


To Order, Specify:

- 1 Model Number
- 2 Fabric Selection - vendor, pattern and color
Visit www.jsifurniture.com/finishes-and-materials/textiles for our textiles program.
See selection of standard and graded in manufacturers and patterns.
- 3 Optional Aluminum Base - add \$128 list
- 4 Optional Premium Polished Trim Grey Dual Wheel
Soft Urethane Caster add \$377 list
- 5 Optional Aluminum Cantilever Arm - Black Cap add \$140 list,
Grey Cap add \$173 (cantilever arm models only)
- 6 Optional Metal Handle - Matte Black (MBK) add \$69 list,
Nearly Chrome (NCH) add \$90 list
- 7 Optional Back Zipper Detail - add \$86 list (upholstered back models only)
- 8 Optional Conference Preset Height Cylinder - add \$35 list (swivel tilt chairs only)


Specifications

- One piece molded plywood shell.
- Seat has 2 1/2" high density polyurethane foam.
- Back has 3/4" high density polyurethane foam.
- Upholstered back models are standard with double stitch outer back detail.
- Swivel tilt models are standard with 20 degree tilt, lock, pneumatic lift, tension adjustment.
- High back models standard with back pull - stitch detail.
- Polyurethane base, glass reinforced nylon/5-prong/grip ring caster insertion.
- All models standard with 60 mm dual wheel non-hooded black nylon plastic casters.


Description	Model	Specifications	List Price Per Grade																																													
Mid Back 	PX812 · upholstered back · armless · synchro tilt · double stitch outer back detail · black polyurethane base · overall height range is 40% - 46% · seat height range is 18 3/4 - 24	<table border="1"> <thead> <tr> <th>Dimensions</th> <th>D</th> <th>W</th> <th>H</th> </tr> </thead> <tbody> <tr> <td>Overall</td> <td>28 1/2</td> <td>28 1/2</td> <td>46 1/8</td> </tr> <tr> <td>Seat</td> <td>16 5/8</td> <td>20 3/4</td> <td>18 3/4</td> </tr> </tbody> </table>	Dimensions	D	W	H	Overall	28 1/2	28 1/2	46 1/8	Seat	16 5/8	20 3/4	18 3/4	<table border="1"> <thead> <tr> <th>Upholstery</th> <th>Shipping</th> </tr> </thead> <tbody> <tr> <td>COM Ydg</td> <td>2 1/4 Ctn Wt 46</td> </tr> <tr> <td>COL Sq Ft</td> <td>45 Cu Ft 20</td> </tr> </tbody> </table>	Upholstery	Shipping	COM Ydg	2 1/4 Ctn Wt 46	COL Sq Ft	45 Cu Ft 20	<table border="1"> <tbody> <tr><td>COM</td><td>\$1,586</td></tr> <tr><td>A</td><td>\$1,605</td></tr> <tr><td>B</td><td>\$1,642</td></tr> <tr><td>COL/C</td><td>\$1,706</td></tr> <tr><td>D</td><td>\$1,788</td></tr> <tr><td>E</td><td>\$1,858</td></tr> <tr><td>F</td><td>\$1,981</td></tr> <tr><td>G</td><td>\$2,112</td></tr> <tr><td>H</td><td>\$2,224</td></tr> <tr><td>I</td><td>\$2,425</td></tr> <tr><td>J</td><td>\$2,663</td></tr> <tr><td>L1</td><td>\$2,146</td></tr> <tr><td>L2</td><td>\$2,305</td></tr> </tbody> </table>	COM	\$1,586	A	\$1,605	B	\$1,642	COL/C	\$1,706	D	\$1,788	E	\$1,858	F	\$1,981	G	\$2,112	H	\$2,224	I	\$2,425	J	\$2,663	L1	\$2,146	L2	\$2,305
		Dimensions	D	W	H																																											
		Overall	28 1/2	28 1/2	46 1/8																																											
		Seat	16 5/8	20 3/4	18 3/4																																											
		Upholstery	Shipping																																													
		COM Ydg	2 1/4 Ctn Wt 46																																													
		COL Sq Ft	45 Cu Ft 20																																													
		COM	\$1,586																																													
		A	\$1,605																																													
		B	\$1,642																																													
COL/C	\$1,706																																															
D	\$1,788																																															
E	\$1,858																																															
F	\$1,981																																															
G	\$2,112																																															
H	\$2,224																																															
I	\$2,425																																															
J	\$2,663																																															
L1	\$2,146																																															
L2	\$2,305																																															

Mid Back 	PX812L · upholstered back · arm · synchro tilt · black urethane loop arms · double stitch outer back detail · black polyurethane base · overall height range is 40% - 46% · seat height range is 18 3/4 - 24 · arm height range is 27 3/4 - 33	<table border="1"> <thead> <tr> <th>Dimensions</th> <th>D</th> <th>W</th> <th>H</th> </tr> </thead> <tbody> <tr> <td>Overall</td> <td>28 1/2</td> <td>28 1/2</td> <td>46 1/8</td> </tr> <tr> <td>Seat</td> <td>16 5/8</td> <td>20 3/4</td> <td>18 3/4</td> </tr> <tr> <td>Arm</td> <td></td> <td></td> <td>33</td> </tr> </tbody> </table>	Dimensions	D	W	H	Overall	28 1/2	28 1/2	46 1/8	Seat	16 5/8	20 3/4	18 3/4	Arm			33	<table border="1"> <thead> <tr> <th>Upholstery</th> <th>Shipping</th> </tr> </thead> <tbody> <tr> <td>COM Ydg</td> <td>2 1/4 Ctn Wt 51</td> </tr> <tr> <td>COL Sq Ft</td> <td>45 Cu Ft 20</td> </tr> </tbody> </table>	Upholstery	Shipping	COM Ydg	2 1/4 Ctn Wt 51	COL Sq Ft	45 Cu Ft 20	<table border="1"> <tbody> <tr><td>COM</td><td>\$1,744</td></tr> <tr><td>A</td><td>\$1,763</td></tr> <tr><td>B</td><td>\$1,800</td></tr> <tr><td>COL/C</td><td>\$1,864</td></tr> <tr><td>D</td><td>\$1,946</td></tr> <tr><td>E</td><td>\$2,016</td></tr> <tr><td>F</td><td>\$2,139</td></tr> <tr><td>G</td><td>\$2,270</td></tr> <tr><td>H</td><td>\$2,382</td></tr> <tr><td>I</td><td>\$2,583</td></tr> <tr><td>J</td><td>\$2,821</td></tr> <tr><td>L1</td><td>\$2,304</td></tr> <tr><td>L2</td><td>\$2,463</td></tr> </tbody> </table>	COM	\$1,744	A	\$1,763	B	\$1,800	COL/C	\$1,864	D	\$1,946	E	\$2,016	F	\$2,139	G	\$2,270	H	\$2,382	I	\$2,583	J	\$2,821	L1	\$2,304	L2	\$2,463
		Dimensions	D	W	H																																															
		Overall	28 1/2	28 1/2	46 1/8																																															
		Seat	16 5/8	20 3/4	18 3/4																																															
		Arm			33																																															
		Upholstery	Shipping																																																	
		COM Ydg	2 1/4 Ctn Wt 51																																																	
		COL Sq Ft	45 Cu Ft 20																																																	
		COM	\$1,744																																																	
		A	\$1,763																																																	
B	\$1,800																																																			
COL/C	\$1,864																																																			
D	\$1,946																																																			
E	\$2,016																																																			
F	\$2,139																																																			
G	\$2,270																																																			
H	\$2,382																																																			
I	\$2,583																																																			
J	\$2,821																																																			
L1	\$2,304																																																			
L2	\$2,463																																																			

Excluded from GSA Contract/Open Market

Mid Back 	PX812S · upholstered back · arm · synchro tilt · adjustable black urethane, slim profile T arm · double stitch outer back detail · black polyurethane base · overall height range is 40% - 46% · seat height range is 18 3/4 - 24 · arm height range is 26 5/8 - 35	<table border="1"> <thead> <tr> <th>Dimensions</th> <th>D</th> <th>W</th> <th>H</th> </tr> </thead> <tbody> <tr> <td>Overall</td> <td>28 1/2</td> <td>28 1/2</td> <td>46 1/8</td> </tr> <tr> <td>Seat</td> <td>16 5/8</td> <td>20 3/4</td> <td>18 3/4</td> </tr> <tr> <td>Arm</td> <td></td> <td></td> <td>35</td> </tr> </tbody> </table>	Dimensions	D	W	H	Overall	28 1/2	28 1/2	46 1/8	Seat	16 5/8	20 3/4	18 3/4	Arm			35	<table border="1"> <thead> <tr> <th>Upholstery</th> <th>Shipping</th> </tr> </thead> <tbody> <tr> <td>COM Ydg</td> <td>2 1/4 Ctn Wt 52</td> </tr> <tr> <td>COL Sq Ft</td> <td>45 Cu Ft 20</td> </tr> </tbody> </table>	Upholstery	Shipping	COM Ydg	2 1/4 Ctn Wt 52	COL Sq Ft	45 Cu Ft 20	<table border="1"> <tbody> <tr><td>COM</td><td>\$1,845</td></tr> <tr><td>A</td><td>\$1,864</td></tr> <tr><td>B</td><td>\$1,901</td></tr> <tr><td>COL/C</td><td>\$1,965</td></tr> <tr><td>D</td><td>\$2,047</td></tr> <tr><td>E</td><td>\$2,117</td></tr> <tr><td>F</td><td>\$2,240</td></tr> <tr><td>G</td><td>\$2,371</td></tr> <tr><td>H</td><td>\$2,483</td></tr> <tr><td>I</td><td>\$2,684</td></tr> <tr><td>J</td><td>\$2,922</td></tr> <tr><td>L1</td><td>\$2,405</td></tr> <tr><td>L2</td><td>\$2,564</td></tr> </tbody> </table>	COM	\$1,845	A	\$1,864	B	\$1,901	COL/C	\$1,965	D	\$2,047	E	\$2,117	F	\$2,240	G	\$2,371	H	\$2,483	I	\$2,684	J	\$2,922	L1	\$2,405	L2	\$2,564
		Dimensions	D	W	H																																															
		Overall	28 1/2	28 1/2	46 1/8																																															
		Seat	16 5/8	20 3/4	18 3/4																																															
		Arm			35																																															
		Upholstery	Shipping																																																	
		COM Ydg	2 1/4 Ctn Wt 52																																																	
		COL Sq Ft	45 Cu Ft 20																																																	
		COM	\$1,845																																																	
		A	\$1,864																																																	
B	\$1,901																																																			
COL/C	\$1,965																																																			
D	\$2,047																																																			
E	\$2,117																																																			
F	\$2,240																																																			
G	\$2,371																																																			
H	\$2,483																																																			
I	\$2,684																																																			
J	\$2,922																																																			
L1	\$2,405																																																			
L2	\$2,564																																																			

PROXY

Description	1 Model	Specifications				List Price Per Grade	
	PX812C · upholstered back · arm · synchro tilt · black urethane cantilever arm · double stitch outer back detail · black polyurethane base · overall height range is 40 7/8 - 46 1/8 · seat height range is 18 3/4 - 24 · arm height range is 27 5/8 - 32 7/8	Dimensions	D	W	H	COM	\$1,793
		Overall	28 1/2	28 1/2	46 1/8	A	\$1,812
		Seat	16 5/8	20 3/4	18 3/4	B	\$1,849
		Arm			32 7/8	COL/C	\$1,913
		Upholstery	Shipping			D	\$1,995
		COM Ydg	2 1/4	Ctn Wt	51	E	\$2,065
		COL Sq Ft	45	Cu Ft	20	F	\$2,188
						G	\$2,319
						H	\$2,431
						I	\$2,632
				J	\$2,870		
				L1	\$2,353		
				L2	\$2,512		


PROXY


To Order, Specify:

- 1 Model Number
- 2 Fabric Selection - vendor, pattern and color
Visit www.jsifurniture.com/finishes-and-materials/textiles for our textiles program.
See selection of standard and graded in manufacturers and patterns.
- 3 Optional Aluminum Base - add \$128 list
- 4 Optional Premium Polished Trim Grey Dual Wheel
Soft Urethane Caster add \$377 list
- 5 Optional Aluminum Cantilever Arm - Black Cap add \$140 list,
Grey Cap add \$173 (cantilever arm models only)
- 6 Optional Metal Handle - Matte Black (MBK) add \$69 list,
Nearly Chrome (NCH) add \$90 list
- 7 Optional Back Zipper Detail - add \$86 list (upholstered back models only)
- 8 Optional Conference Preset Height Cylinder - add \$35 list (swivel tilt chairs only)


Specifications

- One piece molded plywood shell.
- Seat has 2 1/2" high density polyurethane foam.
- Back has 3/4" high density polyurethane foam.
- Upholstered back models are standard with double stitch outer back detail.
- Swivel tilt models are standard with 20 degree tilt, lock, pneumatic lift, tension adjustment.
- High back models standard with back pull - stitch detail.
- Polyurethane base, glass reinforced nylon/5-prong/grip ring caster insertion.
- All models standard with 60 mm dual wheel non-hooded black nylon plastic casters.


Description	Model	Specifications				List Price Per Grade
High Back 	PX813 · upholstered back · armless · synchro tilt · double stitch outer back detail · black polyurethane base · overall height range is 47 3/8 - 52 5/8 · seat height range is 18 3/4 - 24	Dimensions	D	W	H	COM \$1,611
		Overall	28 1/2	28 1/2	52 5/8	A \$1,632
		Seat	16 5/8	20 3/4	18 3/4	B \$1,673
		Upholstery	Shipping			COL/C \$1,744
		COM Ydg	2 1/2	Ctn Wt	50	D \$1,835
		COL Sq Ft	50	Cu Ft	25	E \$1,913
						F \$2,049
						G \$2,195
						H \$2,320
						I \$2,543

High Back 	PX813L · upholstered back · arm · synchro tilt · black urethane loop arms · double stitch outer back detail · black polyurethane base · overall height range is 47 3/8 - 52 5/8 · seat height range is 18 3/4 - 24 · arm height range is 27 3/4 - 33	Dimensions	D	W	H	COM \$1,770
		Overall	28 1/2	28 1/2	52 5/8	A \$1,791
		Seat	16 5/8	20 3/4	18 3/4	B \$1,832
		Arm			33	COL/C \$1,903
		Upholstery	Shipping			D \$1,994
		COM Ydg	2 1/2	Ctn Wt	55	E \$2,072
		COL Sq Ft	50	Cu Ft	25	F \$2,208
						G \$2,354
						H \$2,479
						I \$2,702

Excluded from GSA Contract/Open Market

High Back 	PX813S · upholstered back · arm · synchro tilt · adjustable black urethane, slim profile T arm · double stitch outer back detail · black polyurethane base · overall height range is 47 3/8 - 52 5/8 · seat height range is 18 3/4 - 24 · arm height range is 26 5/8 - 35	Dimensions	D	W	H	COM \$1,871
		Overall	28 1/2	28 1/2	52 5/8	A \$1,892
		Seat	16 5/8	20 3/4	18 3/4	B \$1,933
		Arm			35	COL/C \$2,004
		Upholstery	Shipping			D \$2,095
		COM Ydg	2 1/2	Ctn Wt	56	E \$2,173
		COL Sq Ft	50	Cu Ft	25	F \$2,309
						G \$2,455
						H \$2,580
						I \$2,803

PROXY


Description	1 Model	Specifications				List Price Per Grade	
		Dimensions	D	W	H	COM	
High Back 	PX813C · upholstered back · arm · synchro tilt · black urethane cantilever arm · double stitch outer back detail · black polyurethane base · overall height range is 47 3/8 - 52 5/8 · seat height range is 18 3/4 - 24 · arm height range is 27 5/8 - 32 7/8	Overall	28 1/2	28 1/2	52 5/8	A	\$1,836
		Seat	16 5/8	20 3/4	18 3/4	COL/C	\$1,948
		Arm				D	\$2,039
		Upholstery				E	\$2,117
		Shipping				F	\$2,253
		COM Ydg	2 1/2	Ctn Wt	55	G	\$2,399
		COL Sq Ft	50	Cu Ft	25	H	\$2,524
						I	\$2,747
						J	\$3,012
						L1	\$2,428
				L2	\$2,603		


To Order, Specify:

- 1 Model Number
- 2 Fabric Selection - vendor, pattern and color
Visit www.jsifurniture.com/finishes-and-materials/textiles for our textiles program.
See selection of standard and graded in manufacturers and patterns.
- 3 Optional Aluminum Base - add \$128 list
- 4 Optional Premium Polished Trim Grey Dual Wheel
Soft Urethane Caster add \$377 list
- 5 Optional Aluminum Cantilever Arm - Black Cap add \$140 list,
Grey Cap add \$173 (cantilever arm models only)
- 6 Optional Seat Depth Slide - add \$49 list (synchro tilt models only)
- 7 Optional Metal Handle - Matte Black (MBK) add \$69 list,
Nearly Chrome (NCH) add \$90 list
- 8 Optional Back Zipper Detail - add \$86 list (upholstered back models only)


Specifications

- Two piece molded plywood seat and back.
- Seat has 2 1/2" high density polyurethane foam.
- Back has 3/4" high density polyurethane foam.
- Upholstered back models are standard with double stitch outer back detail.
- Synchro models are standard with synchronized independent seat and back recline, lock pneumatic lift, tension adjustment, 6 position, 2 1/2" back height adjustment.
- High back models standard with back pull - stitch detail.
- Polyurethane base, glass reinforced nylon/5-prong/grip ring caster insertion.
- All models standard with 60 mm dual wheel non-hooded black nylon plastic casters.


Description	① Model	Specifications				List Price Per Grade
Low Back Sit-to-Stand 	PX824 · upholstered back · armless · swivel limited tilt · double stitch outer back detail · black polyurethane base · overall height range is 36 ¾ - 44 ¼ · seat height range is 20 - 27 ½	Dimensions	D	W	H	COM \$1,602
		Overall	29 ½	29 ½	44 ¼	A \$1,619
		Seat	16 ⅝	20 ¾	20	B \$1,651
		Upholstery	Shipping			COL/C \$1,708
		COM Ydg	2	Ctn Wt	46	D \$1,782
		COL Sq Ft	40	Cu Ft	21	E \$1,844
						F \$1,953
						G \$2,069
						H \$2,169
						I \$2,348

Low Back Sit-to-Stand 	PX824L · upholstered back · arm · swivel limited tilt · black urethane loop arms · double stitch outer back detail · black polyurethane base · overall height range is 36 ¾ - 44 ¼ · seat height range is 20 - 27 ½ · arm height range is 29 - 34 ¼	Dimensions	D	W	H	COM \$1,781
		Overall	29 ½	29 ½	44 ¼	A \$1,798
		Seat	16 ⅝	20 ¾	20	B \$1,830
		Arm			34 ¼	COL/C \$1,887
		Upholstery	Shipping			D \$1,961
		COM Ydg	2	Ctn Wt	51	E \$2,023
		COL Sq Ft	40	Cu Ft	21	F \$2,132
						G \$2,248
						H \$2,348
						I \$2,527

Excluded from GSA Contract/Open Market

Low Back Sit-to-Stand 	PX824S · upholstered back · arm · swivel limited tilt · adjustable black urethane, slim profile T arm · double stitch outer back detail · black polyurethane base · overall height range is 36 ¾ - 44 ¼ · seat height range is 20 - 27 ½ · arm height range is 27 ⅞ - 36 ½	Dimensions	D	W	H	COM \$1,882
		Overall	29 ½	29 ½	44 ¼	A \$1,899
		Seat	16 ⅝	20 ¾	20	B \$1,931
		Arm			36	COL/C \$1,988
		Upholstery	Shipping			D \$2,062
		COM Ydg	2	Ctn Wt	52	E \$2,124
		COL Sq Ft	40	Cu Ft	21	F \$2,233
						G \$2,349
						H \$2,449
						I \$2,628

PROXY

Description	1 Model	Specifications			List Price Per Grade	
Low Back Sit-to-Stand 	PX824C · upholstered back · arm · swivel limited tilt · black urethane cantilever arm · double stitch outer back detail · black polyurethane base · overall height range is 36 ¾ - 44 ¼ · seat height range is 20 - 27 ½ · arm height range is 28 ⅞ - 34 ⅞	Dimensions	D	W	H	COM \$1,828
		Overall	29 ½	29 ½	44 ¼	A \$1,845
		Seat	16 ⅝	20 ¾	20	B \$1,877
		Arm			34 ⅞	COL/C \$1,934
		Upholstery	Shipping			D \$2,008
		COM Ydg	2	Ctn Wt	51	E \$2,070
		COL Sq Ft	40	Cu Ft	21	F \$2,179
						G \$2,295
						H \$2,395
						I \$2,574
				J \$2,786		
				L1 \$2,319		
				L2 \$2,459		


PROXY


To Order, Specify:

- 1 Model Number
- 2 Fabric Selection - vendor, pattern and color
Visit www.jsifurniture.com/finishes-and-materials/textiles for our textiles program.
See selection of standard and graded in manufacturers and patterns.
- 3 Optional Aluminum Base - add \$128 list
- 4 Optional Premium Polished Trim Grey Dual Wheel
Soft Urethane Caster add \$377 list
- 5 Optional Aluminum Cantilever Arm - Black Cap add \$140 list,
Grey Cap add \$173 (cantilever arm models only)
- 6 Optional Metal Handle - Matte Black (MBK) add \$69 list,
Nearly Chrome (NCH) add \$90 list
- 7 Optional Back Zipper Detail - add \$86 list (upholstered back models only)


Specifications

- One piece molded plywood shell.
- Seat has 2 ½" high density polyurethane foam.
- Back has ¾" high density polyurethane foam.
- Upholstered back models are standard with double stitch outer back detail.
- Sit-to-Stand models are standard with 10 degree tilt, lock, pneumatic lift, tension adjustment.
- Foot ring 9" from floor, reposition with adjustment knob.
- Polyurethane base, glass reinforced nylon/5-prong/grip ring caster insertion.
- All models standard with 60 mm dual wheel non-hooded black nylon plastic casters.


Description	Model	Specifications				List Price Per Grade
Mid Back Sit-to-Stand 	PX825 · upholstered back · armless · swivel limited tilt · double stitch outer back detail · black polyurethane base · overall height range is 42 1/8 - 49 5/8 · seat height range is 20 - 27 1/2	Dimensions	D	W	H	COM \$1,657
		Overall	29 1/2	29 1/2	49 5/8	A \$1,676
		Seat	16 5/8	20 3/4	20	B \$1,713
		Upholstery	Shipping			COL/C \$1,777
		COM Ydg	2 1/4	Ctn Wt	50	D \$1,859
		COL Sq Ft	45	Cu Ft	25	E \$1,929
						F \$2,052
						G \$2,183
						H \$2,295
						I \$2,496
				J \$2,734		
				L1 \$2,279		
				L2 \$2,454		

Mid Back Sit-to-Stand 	PX825L · upholstered back · arm · swivel limited tilt · black urethane loop arms · double stitch outer back detail · black polyurethane base · overall height range is 42 1/8 - 49 5/8 · seat height range is 20 - 27 1/2 · arm height range is 29 - 34 1/4	Dimensions	D	W	H	COM \$1,815
		Overall	29 1/2	29 1/2	49 5/8	A \$1,834
		Seat	16 5/8	20 3/4	20	B \$1,871
		Arm			34 1/4	COL/C \$1,935
		Upholstery	Shipping			D \$2,017
		COM Ydg	2 1/4	Ctn Wt	55	E \$2,087
		COL Sq Ft	45	Cu Ft	25	F \$2,210
						G \$2,341
						H \$2,453
						I \$2,654
				J \$2,892		
				L1 \$2,437		
				L2 \$2,612		

Excluded from GSA Contract/Open Market

Mid Back Sit-to-Stand 	PX825S · upholstered back · arm · swivel limited tilt · adjustable black urethane, slim profile T arm · double stitch outer back detail · black polyurethane base · overall height range is 42 1/8 - 49 5/8 · seat height range is 20 - 27 1/2 · arm height range is 27 5/8 - 36 1/2	Dimensions	D	W	H	COM \$1,915
		Overall	29 1/2	29 1/2	49 5/8	A \$1,934
		Seat	16 5/8	20 3/4	20	B \$1,971
		Arm			36	COL/C \$2,035
		Upholstery	Shipping			D \$2,117
		COM Ydg	2 1/4	Ctn Wt	56	E \$2,187
		COL Sq Ft	45	Cu Ft	25	F \$2,310
						G \$2,441
						H \$2,553
						I \$2,754
				J \$2,992		
				L1 \$2,537		
				L2 \$2,712		

PROXY

Description	① Model	Specifications				List Price Per Grade	
Mid Back Sit-to-Stand 	PX825C · upholstered back · arm · swivel limited tilt · black urethane cantilever arm · double stitch outer back detail · black polyurethane base · overall height range is 42 1/8 - 49 5/8 · seat height range is 20 - 27 1/2 · arm height range is 28 7/8 - 34 1/8	Dimensions	D	W	H	COM	\$1,864
		Overall	29 1/2	29 1/2	49 5/8	A	\$1,883
		Seat	16 5/8	20 3/4	20	B	\$1,920
		Arm			34 1/8	COL/C	\$1,984
		Upholstery	Shipping			D	\$2,066
		COM Ydg	2 1/4	Ctn Wt	55	E	\$2,136
		COL Sq Ft	45	Cu Ft	25	F	\$2,259
						G	\$2,390
						H	\$2,502
						I	\$2,703
				J	\$2,941		
				L1	\$2,486		
				L2	\$2,661		


PROXY


To Order, Specify:

- ① Model Number
- ② Fabric Selection - vendor, pattern and color
 Visit www.jsifurniture.com/finishes-and-materials/textiles for our textiles program.
 See selection of standard and graded in manufacturers and patterns.
- ③ Optional Aluminum Base - add \$128 list
- ④ Optional Premium Polished Trim Grey Dual Wheel
 Soft Urethane Caster add \$377 list
- ⑤ Optional Aluminum Cantilever Arm - Black Cap add \$140 list,
 Grey Cap add \$173 (cantilever arm models only)
- ⑥ Optional Metal Handle - Matte Black (MBK) add \$69 list,
 Nearly Chrome (NCH) add \$90 list
- ⑦ Optional Back Zipper Detail - add \$86 list (upholstered back models only)

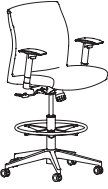
Specifications

- One piece molded plywood shell.
- Seat has 2 1/2" high density polyurethane foam.
- Back has 3/4" high density polyurethane foam.
- Upholstered back models are standard with double stitch outer back detail.
- Sit-to-Stand models are standard with 10 degree tilt, lock, pneumatic lift, tension adjustment.
- Foot ring 9" from floor, reposition with adjustment knob.
- Polyurethane base, glass reinforced nylon/5-prong/grip ring caster insertion.
- All models standard with 60 mm dual wheel non-hooded black nylon plastic casters.


Description	Model	Specifications				List Price Per Grade
Low Back Stool 	PX827 · upholstered back · armless · swivel limited tilt · double stitch outer back detail · black polyurethane base · overall height range is 38 ¾ - 46 ¼ · seat height range is 22 - 29 ½	Dimensions	D	W	H	COM \$1,534
		Overall	28 ½	28 ½	46 ¼	A \$1,551
		Seat	16 ⅝	20 ¾	22	B \$1,583
		Upholstery	Shipping			COL/C \$1,640
		COM Ydg	2	Ctn Wt	45	D \$1,714
		COL Sq Ft	40	Cu Ft	21	E \$1,776
						F \$1,885
						G \$2,001
						H \$2,101
						I \$2,280

Low Back Stool 	PX827L · upholstered back · arm · swivel limited tilt · black urethane loop arms · double stitch outer back detail · black polyurethane base · overall height range is 38 ¾ - 46 ¼ · seat height range is 22 - 29 ½ · arm height range is 31 - 36 ¼	Dimensions	D	W	H	COM \$1,715
		Overall	28 ½	28 ½	46 ¼	A \$1,732
		Seat	16 ⅝	20 ¾	22	B \$1,764
		Arm			36 ¼	COL/C \$1,821
		Upholstery	Shipping			D \$1,895
		COM Ydg	2	Ctn Wt	50	E \$1,957
		COL Sq Ft	40	Cu Ft	21	F \$2,066
						G \$2,182
						H \$2,282
						I \$2,461

Excluded from GSA Contract/Open Market

Low Back Stool 	PX827S · upholstered back · arm · swivel limited tilt · adjustable black urethane, slim profile T arm · double stitch outer back detail · black polyurethane base · overall height range is 38 ¾ - 46 ¼ · seat height range is 22 - 29 ½ · arm height range is 29 ⅞ - 38 ½	Dimensions	D	W	H	COM \$1,813
		Overall	28 ½	28 ½	46 ¼	A \$1,830
		Seat	16 ⅝	20 ¾	22	B \$1,862
		Arm			38	COL/C \$1,919
		Upholstery	Shipping			D \$1,993
		COM Ydg	2	Ctn Wt	51	E \$2,055
		COL Sq Ft	40	Cu Ft	21	F \$2,164
						G \$2,280
						H \$2,380
						I \$2,559

PROXY

Description	① Model	Specifications				List Price Per Grade	
		Dimensions	D	W	H	COM	
Low Back Stool 	PX827C · upholstered back · arm · swivel limited tilt · black urethane cantilever arm · double stitch outer back detail · black polyurethane base · overall height range is 38 ¾ - 46 ¼ · seat height range is 22 - 29 ½ · arm height range is 30 ⅞ - 36 ⅞	Overall	28 ½	28 ½	46 ¼	COM	\$1,760
		Seat	16 ⅝	20 ¾	22	A	\$1,777
		Arm			36 ⅞	B	\$1,809
						COL/C	\$1,866
						D	\$1,940
						E	\$2,002
						F	\$2,111
						G	\$2,227
						H	\$2,327
						I	\$2,506
				J	\$2,718		
				L1	\$2,251		
				L2	\$2,391		


PROXY


To Order, Specify:

- ① Model Number
- ② Fabric Selection - vendor, pattern and color
Visit www.jsifurniture.com/finishes-and-materials/textiles for our textiles program.
See selection of standard and graded in manufacturers and patterns.
- ③ Optional Aluminum Base - add \$128 list
- ④ Optional Premium Polished Trim Grey Dual Wheel
Soft Urethane Caster add \$377 list
- ⑤ Optional Aluminum Cantilever Arm - Black Cap add \$140 list,
Grey Cap add \$173 (cantilever arm models only)
- ⑥ Optional Metal Handle - Matte Black (MBK) add \$69 list,
Nearly Chrome (NCH) add \$90 list
- ⑦ Optional Back Zipper Detail - add \$86 list (upholstered back models only)


Specifications

- One piece molded plywood shell.
- Seat has 2 ½" high density polyurethane foam.
- Back has ¾" high density polyurethane foam.
- Upholstered back models are standard with double stitch outer back detail.
- Sit-to-Stand models are standard with 10 degree tilt, lock, pneumatic lift, tension adjustment.
- Foot ring 9" from floor, reposition with adjustment knob.
- Polyurethane base, glass reinforced nylon/5-prong/grip ring caster insertion.
- All models standard with 60 mm dual wheel non-hooded black nylon plastic casters.

Description	Model	Specifications				List Price Per Grade
Mid Back Stool 	PX828 · upholstered back · armless · swivel limited tilt · double stitch outer back detail · black polyurethane base · overall height range is 44 ½ - 51 ½ · seat height range is 22 - 29 ½	Dimensions	D	W	H	COM \$1,590
		Overall	28 ½	28 ½	51 ½	A \$1,609
		Seat	16 ⅝	20 ¾	22	B \$1,646
		Upholstery	Shipping			COL/C \$1,710
		COM Ydg	2 ¼	Ctn Wt	49	D \$1,792
		COL Sq Ft	45	Cu Ft	25	E \$1,862
						F \$1,985
						G \$2,116
						H \$2,228
						I \$2,429
				J \$2,667		
				L1 \$2,212		
				L2 \$2,387		

Mid Back Stool 	PX828L · upholstered back · arm · swivel limited tilt · black urethane loop arms · double stitch outer back detail · black polyurethane base · overall height range is 44 ½ - 51 ½ · seat height range is 22 - 29 ½ · arm height range is 31 - 36 ¼	Dimensions	D	W	H	COM \$1,750
		Overall	28 ½	28 ½	51 ½	A \$1,769
		Seat	16 ⅝	20 ¾	22	B \$1,806
		Arm			36 ¼	COL/C \$1,870
		Upholstery	Shipping			D \$1,952
		COM Ydg	2 ¼	Ctn Wt	54	E \$2,022
		COL Sq Ft	45	Cu Ft	25	F \$2,145
						G \$2,276
						H \$2,388
						I \$2,589
				J \$2,827		
				L1 \$2,372		
				L2 \$2,547		

Excluded from GSA Contract/Open Market

Mid Back Stool 	PX828S · upholstered back · arm · swivel limited tilt · adjustable black urethane, slim profile T arm · double stitch outer back detail · black polyurethane base · overall height range is 44 ½ - 51 ½ · seat height range is 22 - 29 ½	Dimensions	D	W	H	COM \$1,848
		Overall	28 ½	28 ½	51 ½	A \$1,867
		Seat	16 ⅝	20 ¾	22	B \$1,904
		Arm			38	COL/C \$1,968
		Upholstery	Shipping			D \$2,050
		COM Ydg	2 ¼	Ctn Wt	55	E \$2,120
		COL Sq Ft	45	Cu Ft	25	F \$2,243
						G \$2,374
						H \$2,486
						I \$2,687
				J \$2,925		
				L1 \$2,470		
				L2 \$2,645		

PROXY

Ramona Order Check List:



Specify:

- 1. Model Number
- 2. Wood Species - Maple (M)
- 3. Wood Finish
- 4. Fabric Selection - vendor, pattern and color
- 5. Optional Rubber Cushion Nylon Glides - no upcharge

Example:

RA2581C | **M** | **BAR** | **MOMENTUM** | **VOX** | **MYSTIC**
 (model #) | (wood species) | (finish) | (fabric vendor) | (pattern name) | (pattern color)

1. Model Number

2. Wood Species - Maple (M)

3. Wood Finish Options:

BAR	Barrel	MCH	Mocha
BRK	Brickdust	OBK	Outback
BUF	Buff	PIL	Pilsner
CSK	Cask	PIN	Pinnacle Walnut
CND	Cinder	RAV	Raven
CLY	Clay	RYE	Rye
EGR	Egret	SAB	Sable
FAW	Fawn	SAD	Saddle
FLX	Flax	SIE	Sienna
FLN	Flint	TRF	Truffle
FLO	Florence Walnut	UMB	Umber
LOF	Loft	VAL	Valley
MES	Mesa	WLH	Walnut Heights
MIN	Mineral		

4. Fabric Selection - Please supply the following:
 Fabric vendor/Pattern name/Pattern color

[For a complete list of JSI Standard and Graded-In Textiles click here](#)

When specifying contrasting upholstery, indicate clearly which upholstery is to be applied to the seat and back. Use higher grade pricing.

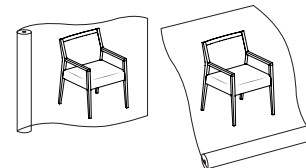
- Indicate direction of fabric - Railroaded or Up the Roll
- Please provide illustration, if available

All COM orders must include the following:

- Vendor's name, pattern name and color
- Sample of the fabric attached to order
- Model numbers of items for fabric application
- Special application instructions (e.g., all stripes will be applied front to back unless specified otherwise)
- Customer and purchase order number


Ship prepaid COM material to:
 JSI
 Attn: COM Dept
 201 East Martin Street
 Receiving B, Dock 71
 Orleans, IN 47452


Application of fabric:
 Railroaded Up the Roll



All COM orders will ship at standard lead time from receipt of COM except for orders requiring special custom matched finishes.

5. Optional Rubber Cushion Nylon Glides - no upcharge

Description	1 Model	Specifications			List Price Per Grade	
Guest Chair 	RA2581C · upholstered seat · wood back slats	Dimensions	D	W	H	COM \$1,026
		Overall	25 ¼	22 ½	32 ¼	A \$1,035
		Seat	19 ¾	19 ¾	18	B \$1,051
		Arm			24 ¾	COL/C \$1,079
		Upholstery	Shipping			D \$1,116
		COM Ydg	1	Ctn Wt	22	E \$1,147
		COL Sq Ft	18	Cu Ft	14	F \$1,202
						G \$1,260
						H \$1,310
						I \$1,399
				J \$1,505		
				L1 \$1,178		
				L2 \$1,225		

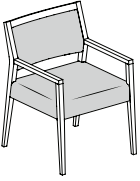
Guest Chair 	RA2581F · upholstered seat · ½ upholstered lower back with wood slats	Dimensions	D	W	H	COM \$1,157
		Overall	25 ¼	22 ½	32 ¼	A \$1,168
		Seat	19 ¾	19 ¾	18	B \$1,188
		Arm			24 ¾	COL/C \$1,224
		Upholstery	Shipping			D \$1,269
		COM Ydg	1 ¼	Ctn Wt	23	E \$1,308
		COL Sq Ft	14	Cu Ft	14	F \$1,376
						G \$1,449
						H \$1,512
						I \$1,623
				J \$1,756		
				L1 \$1,347		
				L2 \$1,406		


To Order, Specify:

- 1 Model Number
- 2 Wood Species - Maple (M)
- 3 Wood Finish [See Wood Finish Options](#)
- 4 Fabric Selection - vendor, pattern and color
 Visit www.jsifurniture.com/finishes-and-materials/textiles for our textiles program. See selection of standard and graded in manufacturers and patterns.
- 5 Optional Rubber Cushion Nylon Glides - no upcharge

Specifications

- Wood species - Maple.
- Solid Maple lumber exterior frame.
- Solid lumber interior frame.
- Seat has synthetic sheet webbing and 2" high density polyurethane foam.
- Solid hardwood back frame with synthetic sheet webbing and ¾" polyurethane foam.
- Wall saver feature.
- Mortise and tenon construction with corner blocks, glue and screws.
- Standard with rubber cushion metal glides.

Description	① Model	Specifications			List Price Per Grade	
Guest Chair 	RA2581E · upholstered seat · ¾ upholstered back	Dimensions	D	W	H	
		Overall	25 ¼	22 ½	32 ¼	COM \$1,093
		Seat	19 ¾	19 ¾	18	A \$1,104
		Arm			24 ¾	B \$1,124
		Upholstery		Shipping		COL/C \$1,160
		COM Ydg	1 ¼	Ctn Wt	23	D \$1,205
		COL Sq Ft	23	Cu Ft	14	E \$1,244
				F \$1,312		
				G \$1,385		
				H \$1,448		
				I \$1,559		
				J \$1,692		
				L1 \$1,283		
				L2 \$1,342		

Guest Chair 	RA2581D · upholstered seat · fully upholstered back	Dimensions	D	W	H	COM \$1,123
		Overall	25 ¼	22 ½	32 ¼	A \$1,136
		Seat	19 ¾	19 ¾	18	B \$1,160
		Arm			24 ¾	COL/C \$1,203
		Upholstery		Shipping		D \$1,258
		COM Ydg	1 ½	Ctn Wt	23	E \$1,304
		COL Sq Ft	27	Cu Ft	14	F \$1,386
				G \$1,474		
				H \$1,549		
				I \$1,683		
				J \$1,841		
				L1 \$1,351		
				L2 \$1,421		

To Order, Specify:

- ① Model Number
- ② Wood Species - Maple (M)
- ③ Wood Finish [See Wood Finish Options](#)
- ④ Fabric Selection - vendor, pattern and color
 Visit www.jsifurniture.com/finishes-and-materials/textiles for our textiles program. See selection of standard and graded in manufacturers and patterns.
- ⑤ Optional Rubber Cushion Nylon Glides - no upcharge

Specifications

- Wood species - Maple.
- Solid Maple lumber exterior frame.
- Solid lumber interior frame.
- Seat has synthetic sheet webbing and 2" high density polyurethane foam.
- Solid hardwood back frame with synthetic sheet webbing and ¾" polyurethane foam.
- Wall saver feature.
- Mortise and tenon construction with corner blocks, glue and screws.
- Standard with rubber cushion metal glides.

Ria Order Check List:



Specify:

- 1. Model Number
- 2. Wood Species - Maple (M)
- 3. Wood Finish
- 4. Fabric Selection - vendor, pattern and color
- 5. Optional Rubber Cushion Nylon Glides - no upcharge

Example:

RI2571 | **M** | **BAR** | **MOMENTUM** | **VOX** | **MYSTIC**
 (model #) | (wood species) | (finish) | (fabric vendor) | (pattern name) | (pattern color)

1. Model Number

- Special application instructions (e.g., all stripes will be applied front to back unless specified otherwise)
- Customer and purchase order number

2. Wood Species - Maple (M)


3. Wood Finish Options:

BAR	Barrel	MCH	Mocha
BRK	Brickdust	OBK	Outback
BUF	Buff	PIL	Pilsner
CSK	Cask	PIN	Pinnacle Walnut
CND	Cinder	RAV	Raven
CLY	Clay	RYE	Rye
EGR	Egret	SAB	Sable
FAW	Fawn	SAD	Saddle
FLX	Flax	SIE	Sienna
FLN	Flint	TRF	Truffle
FLO	Florence Walnut	UMB	Umber
LOF	Loft	VAL	Valley
MES	Mesa	WLH	Walnut Heights
MIN	Mineral		

Ship prepaid COM material to:
 JSI

Attn: COM Dept
 201 East Martin Street
 Receiving B, Dock 71
 Orleans, IN 47452

Application of fabric:
 Railroaded Up the Roll



All COM orders will ship at standard lead time from receipt of COM except for orders requiring special custom matched finishes.

5. Optional Rubber Cushion Nylon Glides - no upcharge

4. Fabric Selection - Please supply the following:
 Fabric vendor/Pattern name/Pattern color


[For a complete list of JSI Standard and Graded-In Textiles click here](#)

When specifying contrasting upholstery, indicate clearly which upholstery is to be applied to the seat and back. Use higher grade pricing.

- Indicate direction of fabric - Railroaded or Up the Roll
- Please provide illustration, if available

All COM orders must include the following:

- Vendor's name, pattern name and color
- Sample of the fabric attached to order
- Model numbers of items for fabric application

Description	① Model	Specifications			List Price Per Grade	
Guest Chair 	RI2571	Dimensions	D	W	H	COM \$1,071
		Overall	25	22 ½	31 ½	A \$1,084
		Seat	19	20	18 ¼	B \$1,108
		Arm			25 ½	COL/C \$1,151
		Upholstery	Shipping			D \$1,206
		COM Ydg	1 ½	Ctn Wt	20	E \$1,252
		COL Sq Ft	27	Cu Ft	12	F \$1,334
						G \$1,422
						H \$1,497
						I \$1,631
				J \$1,789		
				L1 \$1,439		
				L2 \$1,544		

R/A

To Order, Specify:

- ① Model Number
- ② Wood Species - Maple (M)
- ③ Wood Finish/Color [See Wood Finish Options](#)
- ④ Fabric Selection - vendor, pattern and color
Visit www.jsifurniture.com/finishes-and-materials/textiles for our textiles program. See selection of standard and graded in manufacturers and patterns.
- ⑤ Optional Rubber Cushion Nylon Glides - no upcharge

Specifications

- Wood species - Maple.
- Solid Maple lumber exterior frame.
- Solid lumber interior frame.
- Seat has synthetic sheet webbing and 2" high density polyurethane foam.
- Back has synthetic sheet webbing and 1 ¼" polyurethane foam.
- Mortise and tenon construction with corner blocks, glue and screws.
- Wall saver feature.
- Standard with rubber cushion metal glides.

Sosa Order Check List:



Specify:

- 1. Model Number
- 2. Wood Species - Maple (M)
- 3. Wood Finish
- 4. Fabric Selection - vendor, pattern and color
- 5. Optional Back Stitching Detail - Add \$57 list (model SA1061D only)
- 6. Optional Rubber Cushion Nylon Glides - no upcharge

Example:

SA1061D | M | BAR | MOMENTUM | VOX | MYSTIC
 (model #) | (wood species) | (finish) | (fabric vendor) | (pattern name) | (pattern color)

1. Model Number

- Special application instructions (e.g., all stripes will be applied front to back unless specified otherwise)
- Customer and purchase order number

2. Wood Species - Maple (M)

3. Wood Finish Options:

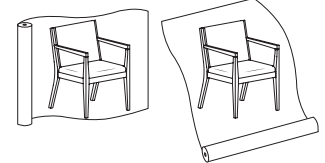
BAR	Barrel	MCH	Mocha
BRK	Brickdust	OBK	Outback
BUF	Buff	PIL	Pilsner
CSK	Cask	PIN	Pinnacle Walnut
CND	Cinder	RAV	Raven
CLY	Clay	RYE	Rye
EGR	Egret	SAB	Sable
FAW	Fawn	SAD	Saddle
FLX	Flax	SIE	Sienna
FLN	Flint	TRF	Truffle
FLO	Florence Walnut	UMB	Umbur
LOF	Loft	VAL	Valley
MES	Mesa	WLH	Walnut Heights
MIN	Mineral		

Ship prepaid COM material to:

JSI
 Attn: COM Dept
 201 East Martin Street
 Receiving B, Dock 71
 Orleans, IN 47452

Application of fabric:

Railroaded Up the Roll



All COM orders will ship at standard lead time from receipt of COM except for orders requiring special custom matched finishes.

4. Fabric Selection - Please supply the following:

Fabric vendor/Pattern name/Pattern color

[For a complete list of JSI Standard and Graded-In Textiles click here](#)

When specifying contrasting upholstery, indicate clearly which upholstery is to be applied to the seat and back. Use higher grade pricing.

- Indicate direction of fabric - Railroaded or Up the Roll
- Please provide illustration, if available

All COM orders must include the following:

- Vendor's name, pattern name and color
- Sample of the fabric attached to order
- Model numbers of items for fabric application

5. Optional Back Stitching Detail - add \$57 list (available on model SA1061D only). Specify SBS001 for Cross Stitch Detail or SBS002 for Dual Horizontal Stitch Detail.









SBS001-
Cross Stitch Detail

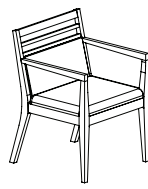


SBS002
Dual Horizontal Stitch Detail

6. Optional Rubber Cushion Nylon Glides - no upcharge

Description	Model	Specifications	List Price Per Grade																
Guest Chair 	SA1061C · upholstered seat · wood back	<table border="1"> <thead> <tr> <th>Dimensions</th> <th>D</th> <th>W</th> <th>H</th> </tr> </thead> <tbody> <tr> <td>Overall</td> <td>23 ½</td> <td>23</td> <td>33 ¼</td> </tr> <tr> <td>Seat</td> <td>19 ½</td> <td>22 ¾</td> <td>18</td> </tr> <tr> <td>Arm</td> <td colspan="3">26 ⅞</td> </tr> </tbody> </table>	Dimensions	D	W	H	Overall	23 ½	23	33 ¼	Seat	19 ½	22 ¾	18	Arm	26 ⅞			COM \$1,006 A \$1,013 B \$1,025 COL/C \$1,046 D \$1,074 E \$1,097 F \$1,138 G \$1,182 H \$1,219 I \$1,286 J \$1,365 L1 \$1,120 L2 \$1,155
		Dimensions	D	W	H														
		Overall	23 ½	23	33 ¼														
		Seat	19 ½	22 ¾	18														
		Arm	26 ⅞																
		<table border="1"> <thead> <tr> <th>Upholstery</th> <th colspan="3">Shipping</th> </tr> </thead> <tbody> <tr> <td>COM Ydg</td> <td>¾</td> <td>Ctn Wt</td> <td>25</td> </tr> <tr> <td>COL Sq Ft</td> <td>14</td> <td>Cu Ft</td> <td>12</td> </tr> </tbody> </table>	Upholstery	Shipping			COM Ydg	¾	Ctn Wt	25	COL Sq Ft	14	Cu Ft	12					
		Upholstery	Shipping																
		COM Ydg	¾	Ctn Wt	25														
		COL Sq Ft	14	Cu Ft	12														
		Guest Chair 	SA1061E · upholstered seat · partial upholstered back	<table border="1"> <thead> <tr> <th>Dimensions</th> <th>D</th> <th>W</th> <th>H</th> </tr> </thead> <tbody> <tr> <td>Overall</td> <td>23 ½</td> <td>23</td> <td>33 ¼</td> </tr> <tr> <td>Seat</td> <td>18 ⅞</td> <td>22 ¾</td> <td>18</td> </tr> <tr> <td>Arm</td> <td colspan="3">26 ⅞</td> </tr> </tbody> </table>	Dimensions	D	W	H	Overall	23 ½	23	33 ¼	Seat	18 ⅞	22 ¾	18	Arm	26 ⅞	
Dimensions	D			W	H														
Overall	23 ½			23	33 ¼														
Seat	18 ⅞			22 ¾	18														
Arm	26 ⅞																		
<table border="1"> <thead> <tr> <th>Upholstery</th> <th colspan="3">Shipping</th> </tr> </thead> <tbody> <tr> <td>COM Ydg</td> <td>1 ¼</td> <td>Ctn Wt</td> <td>28</td> </tr> <tr> <td>COL Sq Ft</td> <td>23</td> <td>Cu Ft</td> <td>12</td> </tr> </tbody> </table>	Upholstery			Shipping			COM Ydg	1 ¼	Ctn Wt	28	COL Sq Ft	23	Cu Ft	12					
Upholstery	Shipping																		
COM Ydg	1 ¼			Ctn Wt	28														
COL Sq Ft	23			Cu Ft	12														
Guest Chair   	SA1061D · upholstered seat · fully upholstered back · optional back stitching detail available; specify SBS001 or SBS002 - add \$57 list			<table border="1"> <thead> <tr> <th>Dimensions</th> <th>D</th> <th>W</th> <th>H</th> </tr> </thead> <tbody> <tr> <td>Overall</td> <td>23 ½</td> <td>23</td> <td>33 ¼</td> </tr> <tr> <td>Seat</td> <td>18 ⅞</td> <td>22 ¾</td> <td>18</td> </tr> <tr> <td>Arm</td> <td colspan="3">26 ⅞</td> </tr> </tbody> </table>	Dimensions	D	W	H	Overall	23 ½	23	33 ¼	Seat	18 ⅞	22 ¾	18	Arm	26 ⅞	
		Dimensions	D	W	H														
		Overall	23 ½	23	33 ¼														
		Seat	18 ⅞	22 ¾	18														
		Arm	26 ⅞																
		<table border="1"> <thead> <tr> <th>Upholstery</th> <th colspan="3">Shipping</th> </tr> </thead> <tbody> <tr> <td>COM Ydg</td> <td>1 ½</td> <td>Ctn Wt</td> <td>28</td> </tr> <tr> <td>COL Sq Ft</td> <td>27</td> <td>Cu Ft</td> <td>12</td> </tr> </tbody> </table>	Upholstery	Shipping			COM Ydg	1 ½	Ctn Wt	28	COL Sq Ft	27	Cu Ft	12					
		Upholstery	Shipping																
		COM Ydg	1 ½	Ctn Wt	28														
		COL Sq Ft	27	Cu Ft	12														

Description	1 Model	Specifications				List Price Per Grade	
Guest Chair 	SA1061F · upholstered seat · wood back slats	Dimensions	D	W	H	COM	\$1,036
		Overall	23 1/2	23	33 1/4	A	\$1,043
		Seat	19 1/2	22 3/8	18	B	\$1,055
		Arm			26 7/8	COL/C	\$1,076
		Upholstery	Shipping			D	\$1,104
		COM Ydg	3/4	Ctn Wt	25	E	\$1,127
		COL Sq Ft	14	Cu Ft	12	F	\$1,168
						G	\$1,212
						H	\$1,249
						I	\$1,316
				J	\$1,395		
				L1	\$1,150		
				L2	\$1,185		

Guest Chair 	SA1061G · upholstered seat · 1/2 upholstered lower back with wood slats	Dimensions	D	W	H	COM	\$1,170
		Overall	23 1/2	23	33 1/4	A	\$1,181
		Seat	18 1/8	22 3/8	18	B	\$1,201
		Arm			26 7/8	COL/C	\$1,237
		Upholstery	Shipping			D	\$1,282
		COM Ydg	1 1/4	Ctn Wt	28	E	\$1,321
		COL Sq Ft	23	Cu Ft	12	F	\$1,389
						G	\$1,462
						H	\$1,525
						I	\$1,636
				J	\$1,769		
				L1	\$1,360		
				L2	\$1,419		

To Order, Specify:

- 1 Model Number
- 2 Wood Species - Maple (M)
- 3 Wood Finish [See Wood Finish Options](#)
- 4 Fabric Selection - vendor, pattern and color
Visit www.jsifurniture.com/finishes-and-materials/textiles for our textiles program. See selection of standard and graded in manufacturers and patterns.
- 5 Optional Back Stitching Detail - add \$57 list (model SA1061D only)
- 6 Optional Rubber Cushion Nylon Glides - no upcharge

Specifications

- Wood species - Maple.
- Seat has 1/2" plywood with synthetic sheet webbing and 2" high density polyurethane foam.
- Solid hardwood back frame with synthetic sheet webbing and 1" polyurethane foam.
- Mortise and tenon construction with corner blocks, glue and screws.
- Wall saver feature.
- Standard with rubber cushion metal glides.

Description

1 Model

Specifications

List Price Per Grade

Guest Chair



SA1061H

- upholstered seat
- 1/2 upholstered upper back with wood slats

Dimensions	D	W	H
Overall	23 1/2	23	33 1/4
Seat	19 1/2	22 3/8	18
Arm			26 7/8
Upholstery		Shipping	
COM Ydg	1 1/4	Ctn Wt	25
COL Sq Ft	23	Cu Ft	12

COM	\$1,155
A	\$1,166
B	\$1,186
COL/C	\$1,222
D	\$1,267
E	\$1,306
F	\$1,374
G	\$1,447
H	\$1,510
I	\$1,621
J	\$1,754
L1	\$1,299
L2	\$1,345

Guest Chair



SA1061I

- upholstered seat
- 3/4 upholstered back

Dimensions	D	W	H
Overall	23 1/2	23	33 1/4
Seat	19 1/2	22 3/8	18
Arm			26 7/8
Upholstery		Shipping	
COM Ydg	1 1/4	Ctn Wt	25
COL Sq Ft	23	Cu Ft	12

COM	\$1,162
A	\$1,173
B	\$1,193
COL/C	\$1,229
D	\$1,274
E	\$1,313
F	\$1,381
G	\$1,454
H	\$1,517
I	\$1,628
J	\$1,761
L1	\$1,352
L2	\$1,411

To Order, Specify:

- 1 Model Number
- 2 Wood Species - Maple (M)
- 3 Wood Finish [See Wood Finish Options](#)
- 4 Fabric Selection - vendor, pattern and color
Visit www.jsifurniture.com/finishes-and-materials/textiles for our textiles program. See selection of standard and graded in manufacturers and patterns.
- 5 Optional Rubber Cushion Nylon Glides - no upcharge

Specifications

- Wood species - Maple.
- Seat has 1/2" plywood with synthetic sheet webbing and 2" high density polyurethane foam.
- Solid hardwood back frame with synthetic sheet webbing and 1" polyurethane foam.
- Mortise and tenon construction with corner blocks, glue and screws.
- Wall saver feature.
- Standard with rubber cushion metal glides.

Teekan Lounge Order Check List:



Specify:

- 1. Model Number
- 2. Fabric Selection
 - A. Single Upholstery Models : Vendor, Pattern and Color
 - B. Multiple Upholstery Models (_M): Vendor, Pattern and Color each per zone
- 3. Back Cushion - Plain (PBC) or Quilted (QBC), specify and upcharge applies
- 4. Seat Cushion - Plain (PSC) or Quilted (QSC), specify and upcharge applies
- 5. Foot Option
 - A. Metal Finish (MF) upcharge applies for Chrome \$31
 - B. Wood (WF) add \$334
 - C. Sled Foot (SF) add \$305
- 6. Arm Caps - Wood (WAC) add \$201, Solid Surface (SAC) add \$324 or 3D Black Laminate (B3LAC), add \$201 list per set

Example:

TK1613 (model #)	Momentum (fabric vendor)	Boom (pattern name)	Pewter (pattern color)	PBC (back cushion)	PBC (seat cushion)	MF (foot option)	ASL (foot finish)
----------------------------	------------------------------------	-------------------------------	----------------------------------	------------------------------	------------------------------	----------------------------	-----------------------------

1. Model Number

Fabric Application

2. Fabric Selection - Please supply the following:
Fabric vendor/ Pattern name/ Pattern color

Teekan affords the ability to be specified with multiple upholsteries to create a unique look. Upholstery zones are defined by the style of the unit.

[For a complete list of JSI Standard and Graded-In Textiles click here](#)

- Indicate direction of fabric - Railroaded or Up the Roll
- Please provide illustration, if available

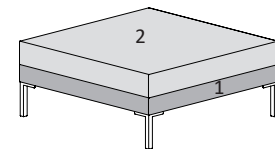
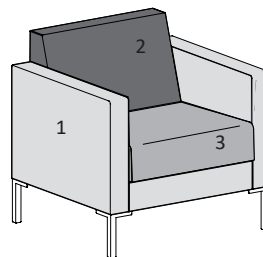
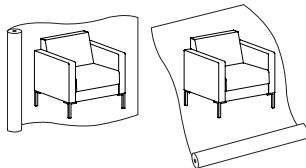
All COM orders must include the following:

- Vendor's name, pattern name and color
- Sample of the fabric attached to the order
- Model numbers of items for fabric application
- Special application instructions
- Customer and purchase order number

Ship prepaid COM material to:

Application of fabric:
Railroaded Up the Roll

JSI
Attn: COM Department
201 East Martin Street
Receiving B, Dock 71
Orleans, IN 47452



Seating:
Zone 1 = Frame
Zone 2 = Back Cushion
Zone 3 = Seat Cushion

Ottoman:
Zone 1 = Apron
Zone 2 = Seat Cushion


Models ending with _M designate multiple upholstery zones are available (ex: TK1611_M). To calculate pricing, add base price + zone 1 + zone 2 upcharge + zone 3 upcharge

All COM orders will ship at standard lead time from receipt of COM except for orders requiring special custom matched finishes.


Models are presented as both single upholstery and multiple upholstery in both the price list and in eTools.

3 & 4. Back & Seat Cushion:


Back & Seat cushions are offered in two back styles for aesthetic appeal; Plain or Quilted. All cushions are fixed.



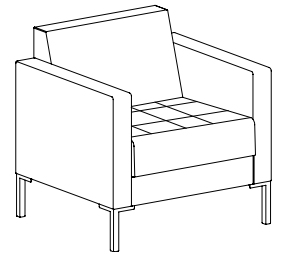
**Plain Back (PBC)
Plain Seat (PSC)**



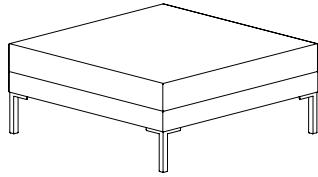
**Quilted Back (QBC)
Plain Seat (PSC)**



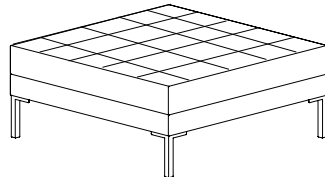
**Quilted Back (QBC)
Quilted Seat (QSC)**



**Plain Back (PBC)
Quilted Seat (QSC)**



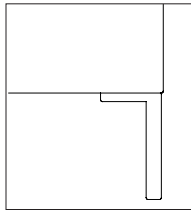
**Plain Seat
(PSC)**



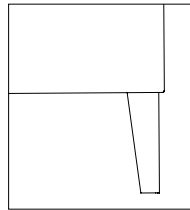
**Quilted Seat
(QSC)**

5. Foot Options for Lounge Seating and Ottomans:

Sled base foot available on lounge seating units only.

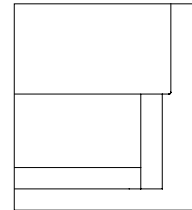


Metal Foot (MF)



Wood Foot (WF)

+ \$334 list



Sled Foot (SF)

+ \$305 list

Maple Finishes available on both Wood and Sled Foot Styles:

- ABZ Aged Bronze
- ASL Arctic Silver
- GLD Gold
- MBK Matte Black
- PEW Pewter
- SBZ Soft Bronze
- SNK Soft Nickel
- CHR Chrome + \$31 list

- BAR Barrel
- BRK Brickdust
- BUF Buff
- CSK Cask
- CND Cinder
- CLY Clay
- EGR Egret
- FAW Fawn
- FLX Flax

- FLN Flint
- FLO Florence Walnut
- LOF Loft
- MES Mesa
- MIN Mineral
- MCH Mocha
- OBK Outback
- PIL Pilsner
- PIN Pinnacle Walnut

- RAV Raven
- RYE Rye
- SAB Sable
- SAD Saddle
- SIE Sienna
- TRF Truffle
- UMB Umber
- VAL Valley
- WLH Walnut Heights


6. Arm Cap

Available in wood, solid surface and 3D Black Laminate. 3D Black laminate is fully sealed to prevent water, bacteria and dirt from penetrating through surface.

A. Wood (WAC) - add \$201 per set
In same wood seating finishes listed above for foot options.


B. Solid Surface (SAC) - add \$324 per set
ONX Black Onyx Mirage
DWH Designer White
HST Hot Stone
SOG Soothing Grey

C. Black 3D Laminate (B3LAC) - add \$201 per set



Description + General Information

Swivel Club Chair with 4 Star Base - Armless



- four star 30" diameter polished aluminum base with glide
- discreet cleanout feature allows for easier cleaning between the back and the seat
- under mount power center available - order EC30 separately

Dimensions	D	W	H	Shipping	
Overall	27 ½	24 ½	31	Ctn Wt	48
Seat	20	24 ½	18	Cu Ft	13

	Single Upholstery	Frame Zone 1	Back Zone 2	Seat Zone 3
COM Ydg	2 ¾	½	1 ½	1 ¼
COL Sq Ft	50	9	27	22

Single Upholstery Specify: Model | Upholstery | Back Style | Seat Style

TK1603														
	COM	COL	A	B	C	D	E	F	G	H	I	J	L1	L2
Single Uph	\$1,426	\$1,559	\$1,447	\$1,488	\$1,559	\$1,650	\$1,728	\$1,864	\$2,010	\$2,135	\$2,358	\$2,623	\$2,117	\$2,312


Multiple Upholstery Specify: Model | Frame Upholstery | Back Uph | Seat Uph | Back Style | Seat Style

TK1603_M														
Base Price: \$1,426	To the Base Price, add the appropriate upcharges by grade, per zone													
	COM	COL	A	B	C	D	E	F	G	H	I	J	L1	L2
Frame - Zone 1	+\$0	+\$33	+\$6	+\$16	+\$33	+\$56	+\$75	+\$109	+\$145	+\$176	+\$231	+\$296	+\$171	+\$220
Back - Zone 2	+\$0	+\$85	+\$14	+\$40	+\$85	+\$144	+\$193	+\$280	+\$373	+\$453	+\$596	+\$765	+\$442	+\$566
Seat - Zone 3	+\$0	+\$66	+\$11	+\$31	+\$66	+\$111	+\$150	+\$217	+\$289	+\$351	+\$461	+\$592	+\$342	+\$439

Model	Upholstery	Back Style	Seat Style
	Grade Vendor Pattern Colorway	PBC Plain Back Cushion QBC Quilted Back Cushion, add \$121	PSC Plain Seat Cushion QSC Quilted Seat Cushion, add \$121

Description + General Information

Swivel Club Chair with 4 Star Base



- four star 30" diameter polished aluminum base with glide
- discreet cleanout feature allows for easier cleaning between the back and the seat
- under mount power center available - order EC30 separately

Dimensions	D	W	H	Shipping	
Overall	27 ½	30 ½	31	Ctn Wt	70
Seat	20	23 ½	18	Cu Ft	15
Arm			25 ½		

	Single Upholstery	Frame Zone 1	Back Zone 2	Seat Zone 3
COM Ydg	4 ½	3	1 ½	1 ¼
COL Sq Ft	81	51	27	22

Single Upholstery Specify: Specify: Model | Upholstery | Back Style | Seat Style | Arm Cap

TK1601														
	COM	COL	A	B	C	D	E	F	G	H	I	J	L1	L2
Single Uph	\$2,105	\$2,330	\$2,140	\$2,209	\$2,330	\$2,486	\$2,618	\$2,850	\$3,098	\$3,310	\$3,690	\$4,139	\$3,217	\$3,533

Multiple Upholstery Specify: Model | Frame Upholstery | Back Uph | Seat Uph | Back Style | Seat Style | Arm Cap


TK1601_M														
Base Price: \$2,105		To the Base Price, add the appropriate upcharges by grade, per zone												
	COM	COL	A	B	C	D	E	F	G	H	I	J	L1	L2
Frame - Zone 1	+\$0	+\$159	+\$25	+\$74	+\$159	+\$268	+\$361	+\$524	+\$698	+\$847	+\$1,114	+\$1,430	+\$782	+\$1,004
Back - Zone 2	+\$0	+\$85	+\$14	+\$40	+\$85	+\$144	+\$193	+\$280	+\$374	+\$453	+\$596	+\$765	+\$418	+\$537
Seat - Zone 3	+\$0	+\$66	+\$11	+\$31	+\$66	+\$111	+\$150	+\$217	+\$289	+\$351	+\$461	+\$592	+\$324	+\$416

- arm considered part of frame

Model	Upholstery	Back Style	Seat Style	Arm Cap
	Grade Vendor Pattern Colorway	PBC Plain Back Cushion QBC Quilted Back Cushion, add \$121	PSC Plain Seat Cushion QSC Quilted Seat Cushion, add \$121	NAC No Arm Cap B3LAC Black 3D Laminate, add \$201 per set WAC Wood, add \$201 per set See JSI Standard Seating Finishes SAC Solid Surface, add \$324 per set See JSI Standard Solid Surfaces

Description + General Information

Single Seat Lounge - Armless



- discreet cleanout feature allows for easier cleaning between the back and the seat
- under mount power center available - order EC30 separately

Dimensions	D	W	H	Shipping	
Overall	27 ½	24 ½	31	Ctn Wt	43
Seat	20	24 ½	18	Cu Ft	13

	Single Upholstery	Frame Zone 1	Back Zone 2	Seat Zone 3
COM Ydg	2 ¾	½	1 ½	1 ¼
COL Sq Ft	50	9	27	22

Single Upholstery Specify: Model | Upholstery | Back Style | Seat Style | Foot Style

TK1613														
	COM	COL	A	B	C	D	E	F	G	H	I	J	L1	L2
Single Uph	\$1,227	\$1,360	\$1,248	\$1,289	\$1,360	\$1,451	\$1,529	\$1,665	\$1,811	\$1,936	\$2,159	\$2,424	\$1,918	\$2,113


Multiple Upholstery Specify: Model | Frame Upholstery | Back Uph | Seat Uph | Back Style | Seat Style | Foot Style

TK1613_M														
Base Price: \$1,227	To the Base Price, add the appropriate upcharges by grade, per zone													
	COM	COL	A	B	C	D	E	F	G	H	I	J	L1	L2
Frame - Zone 1	+\$0	+\$33	+\$6	+\$16	+\$33	+\$56	+\$75	+\$109	+\$145	+\$176	+\$231	+\$296	+\$171	+\$220
Back - Zone 2	+\$0	+\$85	+\$14	+\$40	+\$85	+\$144	+\$193	+\$280	+\$373	+\$453	+\$596	+\$765	+\$442	+\$566
Seat - Zone 3	+\$0	+\$66	+\$11	+\$31	+\$66	+\$111	+\$150	+\$217	+\$289	+\$351	+\$461	+\$592	+\$342	+\$439

Model	Upholstery	Back Style	Seat Style	Foot Style
	Grade Vendor Pattern Colorway	PBC Plain Back Cushion QBC Quilted Back Cushion, add \$121	PSC Plain Seat Cushion QSC Quilted Seat Cushion, add \$121	MF Metal Foot See Teekan Metal Finishes WF Wood Foot, add \$334 See JSI Standard Seating Finishes SF Sled Foot, add \$305 See JSI Standard Seating Finishes

Description + General Information

Single Seat Lounge



- discreet cleanout feature allows for easier cleaning between the back and the seat
- under mount power center available - order EC30 separately

Dimensions	D	W	H	Shipping	
Overall	27 ½	30 ½	31	Ctn Wt	65
Seat	20	23 ½	18	Cu Ft	15
Arm			25 ½		

	Single Upholstery	Frame Zone 1	Back Zone 2	Seat Zone 3
COM Ydg	4 ½	3	1 ½	1 ¼
COL Sq Ft	81	51	27	22

Single Upholstery Specify: Model | Upholstery | Back Style | Seat Style | Foot Style | Arm Cap

TK1611														
	COM	COL	A	B	C	D	E	F	G	H	I	J	L1	L2
Single Uph	\$1,806	\$2,031	\$1,841	\$1,910	\$2,031	\$2,187	\$2,319	\$2,551	\$2,799	\$3,011	\$3,391	\$3,840	\$2,918	\$3,234

Multiple Upholstery Specify: Model | Frame Upholstery | Back Uph | Seat Uph | Back Style | Seat Style | Foot Style | Arm Cap

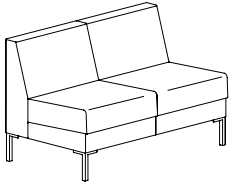
TK1611_M														
Base Price: \$1,806		To the Base Price, add the appropriate upcharges by grade, per zone												
	COM	COL	A	B	C	D	E	F	G	H	I	J	L1	L2
Frame - Zone 1	+\$0	+\$159	+\$25	+\$74	+\$159	+\$268	+\$361	+\$524	+\$698	+\$847	+\$1,114	+\$1,430	+\$782	+\$1,004
Back - Zone 2	+\$0	+\$85	+\$14	+\$40	+\$85	+\$144	+\$193	+\$280	+\$374	+\$453	+\$596	+\$765	+\$418	+\$537
Seat - Zone 3	+\$0	+\$66	+\$11	+\$31	+\$66	+\$111	+\$150	+\$217	+\$289	+\$351	+\$461	+\$592	+\$324	+\$416

- arm considered part of frame

Model	Upholstery	Back Style	Seat Style	Foot Style	Arm Cap
	Grade Vendor Pattern Colorway	PBC Plain Back Cushion QBC Quilted Back Cushion, add \$121	PSC Plain Seat Cushion QSC Quilted Seat Cushion, add \$121	MF Metal Foot See Teekan Metal Finishes WF Wood Foot, add \$334 See JSI Standard Seating Finishes SF Sled Foot, add \$305 See JSI Standard Seating Finishes	NAC No Arm Cap B3LAC Black 3D Laminate, add \$201 per set WAC Wood, add \$201 per set See JSI Standard Seating Finishes SAC Solid Surface, add \$324 per set See JSI Standard Solid Surfaces

Description + General Information

Two Seat Lounge - Armless



- discreet cleanout feature allows for easier cleaning between the back and the seat
- under mount power center available - order EC30 separately

Dimensions	D	W	H	Shipping	
Overall	27 ½	48 ½	31	Ctn Wt	86
Seat	20	48 ½	18	Cu Ft	24

	Single Upholstery	Frame Zone 1	Back Zone 2	Seat Zone 3
COM Ydg	4	½	2 ½	1 ½
COL Sq Ft	72	15	45	26

Single Upholstery Specify: Model | Upholstery | Back Style | Seat Style | Foot Style

TK1623														
	COM	COL	A	B	C	D	E	F	G	H	I	J	L1	L2
Single Uph	\$1,829	\$2,068	\$1,866	\$1,940	\$2,068	\$2,232	\$2,372	\$2,618	\$2,880	\$3,105	\$3,507	\$3,983	\$2,793	\$3,073

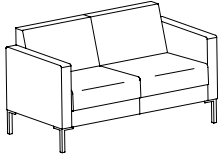
Multiple Upholstery Specify: Model | Frame Upholstery | Back Uph | Seat Uph | Back Style | Seat Style | Foot Style

TK1623_M														
Base Price:	To the Base Price, add the appropriate upcharges by grade, per zone													
	COM	COL	A	B	C	D	E	F	G	H	I	J	L1	L2
Frame - Zone 1	+\$0	+\$39	+\$6	+\$18	+\$39	+\$65	+\$88	+\$127	+\$169	+\$205	+\$269	+\$346	+\$155	+\$200
Back - Zone 2	+\$0	+\$132	+\$21	+\$61	+\$132	+\$222	+\$299	+\$434	+\$578	+\$701	+\$922	+\$1,184	+\$530	+\$684
Seat - Zone 3	+\$0	+\$93	+\$15	+\$44	+\$93	+\$157	+\$212	+\$308	+\$409	+\$497	+\$653	+\$839	+\$376	+\$485

Model	Upholstery	Back Style	Seat Style	Foot Style
	Grade Vendor Pattern Colorway	PBC Plain Back Cushion QBC Quilted Back Cushion, add \$182	PSC Plain Seat Cushion QSC Quilted Seat Cushion, add \$182	MF Metal Foot See Teekan Metal Finishes WF Wood Foot, add \$334 See JSI Standard Seating Finishes SF Sled Foot, add \$305 See JSI Standard Seating Finishes

Description + General Information

Two Seat Lounge



- discreet cleanout feature allows for easier cleaning between the back and the seat
- under mount power center available - order EC30 separately

Dimensions	D	W	H	Shipping	
Overall	27 ½	55	31	Ctn Wt	108
Seat	20	47 ½	18	Cu Ft	26
Arm			25 ½		

	Single Upholstery	Frame Zone 1	Back Zone 2	Seat Zone 3
COM Ydg	5 ¼	3	2 ½	1 ½
COL Sq Ft	95	51	45	26

Single Upholstery Specify: Model | Upholstery | Back Style | Seat Style | Foot Style | Arm Cap

TK1621														
	COM	COL	A	B	C	D	E	F	G	H	I	J	L1	L2
Single Uph	\$2,432	\$2,737	\$2,480	\$2,573	\$2,737	\$2,947	\$3,126	\$3,439	\$3,775	\$4,062	\$4,576	\$5,184	\$3,710	\$4,079

Multiple Upholstery Specify: Model | Frame Upholstery | Back Uph | Seat Uph | Back Style | Seat Style | Foot Style | Arm Cap


TK1621_M														
Base Price: \$2,432		To the Base Price, add the appropriate upcharges by grade, per zone												
	COM	COL	A	B	C	D	E	F	G	H	I	J	L1	L2
Frame - Zone 1	+\$0	+\$173	+\$28	+\$80	+\$173	+\$291	+\$392	+\$569	+\$758	+\$920	+\$1,210	+\$1,553	+\$722	+\$930
Back - Zone 2	+\$0	+\$132	+\$21	+\$61	+\$132	+\$222	+\$299	+\$433	+\$578	+\$701	+\$922	+\$1,184	+\$550	+\$709
Seat - Zone 3	+\$0	+\$93	+\$15	+\$43	+\$93	+\$157	+\$212	+\$307	+\$409	+\$497	+\$653	+\$839	+\$390	+\$502

- arm considered part of frame

Model	Upholstery	Back Style	Seat Style	Foot Style	Arm Cap
	Grade Vendor Pattern Colorway	PBC Plain Back Cushion QBC Quilted Back Cushion, add \$182	PSC Plain Seat Cushion QSC Quilted Seat Cushion, add \$182	MF Metal Foot See Teekan Metal Finishes WF Wood Foot, add \$334 See JSI Standard Seating Finishes SF Sled Foot, add \$305 See JSI Standard Seating Finishes	NAC No Arm Cap B3LAC Black 3D Laminate, add \$201 per set WAC Wood, add \$201 per set See JSI Standard Seating Finishes SAC Solid Surface, add \$324 per set See JSI Standard Solid Surfaces

Description + General Information

Three Seat Lounge - Armless



- discreet cleanout feature allows for easier cleaning between the back and the seat
- under mount power center available - order EC30 separately

Dimensions	D	W	H	Shipping	
Overall	27 ½	71 ½	31	Ctn Wt	103
Seat	20	71 ½	18	Cu Ft	36

	Single Upholstery	Frame Zone 1	Back Zone 2	Seat Zone 3
COM Ydg	5 ½	1	3 ¼	1 ¼
COL Sq Ft	99	15	56	57

Single Upholstery Specify: Model | Upholstery | Back Style | Seat Style | Foot Style

TK1633														
	COM	COL	A	B	C	D	E	F	G	H	I	J	L1	L2
Single Uph	\$2,621	\$2,939	\$2,671	\$2,768	\$2,939	\$3,159	\$3,345	\$3,672	\$4,022	\$4,322	\$4,858	\$5,493	\$3,952	\$4,338

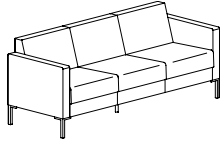
Multiple Upholstery Specify: Model | Frame Upholstery | Back Uph | Seat Uph | Back Style | Seat Style | Foot Style

TK1633_M														
Base Price: \$2,621	To the Base Price, add the appropriate upcharges by grade, per zone													
	COM	COL	A	B	C	D	E	F	G	H	I	J	L1	L2
Frame - Zone 1	+\$0	+\$44	+\$7	+\$21	+\$44	+\$74	+\$100	+\$145	+\$193	+\$234	+\$308	+\$395	+\$183	+\$236
Back - Zone 2	+\$0	+\$172	+\$28	+\$80	+\$172	+\$291	+\$392	+\$569	+\$758	+\$920	+\$1,210	+\$1,554	+\$720	+\$929
Seat - Zone 3	+\$0	+\$134	+\$22	+\$62	+\$134	+\$227	+\$305	+\$443	+\$590	+\$716	+\$941	+\$1,208	+\$560	+\$723

Model	Upholstery	Back Style	Seat Style	Foot Style
	Grade Vendor Pattern Colorway	PBC Plain Back Cushion QBC Quilted Back Cushion, add \$242	PSC Plain Seat Cushion QSC Quilted Seat Cushion, add \$242	MF Metal Foot See Teekan Metal Finishes WF Wood Foot, add \$334 See JSI Standard Seating Finishes SF Sled Foot, add \$305 See JSI Standard Seating Finishes

Description + General Information

Three Seat Lounge



- discreet cleanout feature allows for easier cleaning between the back and the seat
- under mount power center available - order EC30 separately

Dimensions	D	W	H	Shipping	
Overall	27 ½	78	31	Ctn Wt	130
Seat	20	70 ½	18	Cu Ft	39
Arm			25 ½		

	Single Upholstery	Frame Zone 1	Back Zone 2	Seat Zone 3
COM Ydg	7	3	2 ½	1 ½
COL Sq Ft	126	56	56	47

Single Upholstery Specify: Model | Upholstery | Back Style | Seat Style | Foot Style | Arm Cap

TK1631														
	COM	COL	A	B	C	D	E	F	G	H	I	J	L1	L2
Single Uph	\$3,137	\$3,548	\$3,201	\$3,327	\$3,548	\$3,831	\$4,073	\$4,495	\$4,947	\$5,334	\$6,026	\$6,846	\$4,827	\$5,318

Multiple Upholstery Specify: Model | Frame Upholstery | Back Uph | Seat Uph | Back Style | Seat Style | Foot Style | Arm Cap

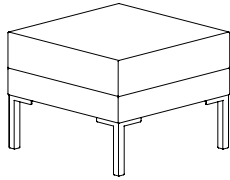
TK1631_M														
Base Price: \$3,137		To the Base Price, add the appropriate upcharges by grade, per zone												
	COM	COL	A	B	C	D	E	F	G	H	I	J	L1	L2
Frame - Zone 1	+\$0	+\$173	+\$27	+\$80	+\$173	+\$291	+\$392	+\$569	+\$758	+\$920	+\$1,210	+\$1,553	+\$708	+\$914
Back - Zone 2	+\$0	+\$173	+\$27	+\$80	+\$173	+\$291	+\$392	+\$569	+\$758	+\$920	+\$1,210	+\$1,553	+\$708	+\$914
Seat - Zone 3	+\$0	+\$134	+\$21	+\$62	+\$134	+\$226	+\$305	+\$443	+\$590	+\$716	+\$941	+\$1,208	+\$551	+\$711

- arm considered part of frame

Model	Upholstery	Back Style	Seat Style	Foot Style	Arm Cap
	Grade Vendor Pattern Colorway	PBC Plain Back Cushion QBC Quilted Back Cushion, add \$242	PSC Plain Seat Cushion QSC Quilted Seat Cushion, add \$242	MF Metal Foot See Teekan Metal Finishes WF Wood Foot, add \$334 See JSI Standard Seating Finishes SF Sled Foot, add \$305 See JSI Standard Seating Finishes	NAC No Arm Cap B3LAC Black 3D Laminate, add \$201 per set WAC Wood, add \$201 per set See JSI Standard Seating Finishes SAC Solid Surface, add \$324 per set See JSI Standard Solid Surfaces

Description + General Information

20" Square Ottoman



Dimensions	D	W	H	Shipping	
Overall	20	20	15 ¼	Ctn Wt	35
Seat	20	20	15 ¼	Cu Ft	4

	Single Upholstery	Seat Zone 1	Apron Zone 2
COM Ydg	1 ¼	¾	¾
COL Sq Ft	23	13	13

Single Upholstery Specify: Model | Upholstery | Seat Style | Foot Style

TK2020														
	COM	COL	A	B	C	D	E	F	G	H	I	J	L1	L2
Single Uph	\$852	\$919	\$863	\$883	\$919	\$964	\$1,003	\$1,071	\$1,144	\$1,207	\$1,318	\$1,451	\$1,167	\$1,256

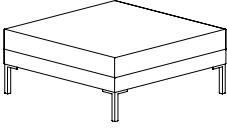
Multiple Upholstery Specify: Model | Apron Upholstery | Seat Upholstery | Seat Style | Foot Style

TK2020_M														
Base Price: \$852	To the Base Price, add the appropriate upcharges by grade, per zone													
	COM	COL	A	B	C	D	E	F	G	H	I	J	L1	L2
Apron - Zone 1	+\$0	+\$39	+\$7	+\$18	+\$39	+\$65	+\$88	+\$127	+\$169	+\$205	+\$269	+\$346	+\$182	+\$234
Seat - Zone 2	+\$0	+\$45	+\$8	+\$21	+\$45	+\$74	+\$100	+\$145	+\$193	+\$235	+\$308	+\$395	+\$208	+\$267

Model	Upholstery	Seat Style	Foot Style
	Grade Vendor Pattern Colorway	PSC Plain Seat Cushion QSC Quilted Seat Cushion, add \$121	MF Metal Foot See Teekan Metal Finishes WF Wood Foot, add \$334 See JSI Standard Seating Finishes

Description + General Information

36" Square Ottoman



Dimensions	D	W	H	Shipping	
Overall	36	36	15 ¼	Ctn Wt	48
Seat	36	36	15 ¼	Cu Ft	12

	Single Upholstery	Seat Zone 1	Apron Zone 2
COM Ydg	2 ¼	2	¾
COL Sq Ft	41	35	13

Single Upholstery Specify: Model | Upholstery | Seat Style | Foot Style

TK3636														
	COM	COL	A	B	C	D	E	F	G	H	I	J	L1	L2
Single Uph	\$1,389	\$1,535	\$1,412	\$1,457	\$1,535	\$1,636	\$1,721	\$1,871	\$2,032	\$2,169	\$2,415	\$2,705	\$1,931	\$2,091

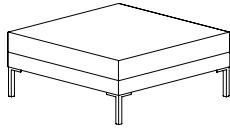
Multiple Upholstery Specify: Model | Apron Upholstery | Seat Upholstery | Seat Style | Foot Style

TK3636_M														
Base Price: \$1,389	To the Base Price, add the appropriate upcharges by grade, per zone													
	COM	COL	A	B	C	D	E	F	G	H	I	J	L1	L2
Apron - Zone 1	+\$0	+\$55	+\$9	+\$26	+\$55	+\$93	+\$125	+\$181	+\$241	+\$293	+\$385	+\$493	+\$204	+\$263
Seat - Zone 2	+\$0	+\$110	+\$18	+\$51	+\$110	+\$186	+\$249	+\$362	+\$482	+\$585	+\$769	+\$986	+\$407	+\$526

Model	Upholstery	Seat Style	Foot Style
	Grade Vendor Pattern Colorway	PSC Plain Seat Cushion QSC Quilted Seat Cushion, add \$182	MF Metal Foot See Teekan Metal Finishes WF Wood Foot, add \$334 See JSI Standard Seating Finishes

Description + General Information

48" Square Ottoman



Dimensions	D	W	H	Shipping	
Overall	48	48	15 ¼	Ctn Wt	68
Seat	48	48	15 ¼	Cu Ft	21

	Single Upholstery	Seat Zone 1	Apron Zone 2
COM Ydg	3	2 ¼	¾
COL Sq Ft	54	40	13

Single Upholstery Specify: Model | Upholstery | Seat Style | Foot Style

TK4848														
	COM	COL	A	B	C	D	E	F	G	H	I	J	L1	L2
Single Uph	\$1,538	\$1,697	\$1,563	\$1,612	\$1,697	\$1,807	\$1,900	\$2,064	\$2,239	\$2,389	\$2,657	\$2,974	\$2,274	\$2,484

Multiple Upholstery Specify: Model | Apron Upholstery | Seat Upholstery | Seat Style | Foot Style

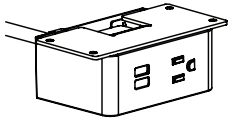
TK4848_M														
Base Price: \$1,538	To the Base Price, add the appropriate upcharges by grade, per zone													
	COM	COL	A	B	C	D	E	F	G	H	I	J	L1	L2
Apron - Zone 1	+ \$0	+ \$55	+ \$9	+ \$26	+ \$55	+ \$93	+ \$125	+ \$181	+ \$241	+ \$293	+ \$385	+ \$494	+ \$253	+ \$325
Seat - Zone 2	+ \$0	+ \$126	+ \$20	+ \$59	+ \$126	+ \$213	+ \$286	+ \$416	+ \$554	+ \$673	+ \$884	+ \$1,134	+ \$582	+ \$748

Model	Upholstery	Seat Style	Foot Style
	Grade Vendor Pattern Colorway	PSC Plain Seat Cushion QSC Quilted Seat Cushion, add \$212	MF Metal Foot See Teekan Metal Finishes WF Wood Foot, add \$334 See JSI Standard Seating Finishes

Description + General Information

Power Center - Under Mount

EC30	List Price
	\$374



- front frame mount - field installed
- simplex receptacle and two USB/10' - three prong plug power cord
- 10' cord
- overall mounting bracket tabs: 5" w
- specify black or white - cord color will match unit; optional graphite fabric cord available; specify and add \$187 list

Dimensions	D	W	H
Overall	2 3/4	4	2 5/16

Shipping	
Ctn Wt	48
Cu Ft	12

Electical Specify: Color Cord

Totem Order Check List:



Specify:

- 1. Model Number
- 2. Fabric Selection - vendor, pattern and color

Example:

TM24C (model #)	MOMENTUM (fabric vendor)	VOX (pattern name)	MYSTIC (pattern color)
---------------------------	------------------------------------	------------------------------	----------------------------------

1. Model Number

2. Fabric Selection - Please supply the following:
Fabric vendor/Pattern name/Pattern color

[For a complete list of JSI Standard and Graded-In Textiles click here](#)

When specifying contrasting upholstery, indicate clearly which upholstery is to be applied to the top and to the side. Use higher grade pricing.

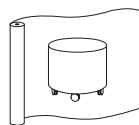
- Indicate direction of fabric - Railroaded or Up the Roll
- Please provide illustration, if available

All COM orders must include the following:

- Vendor's name, pattern name and color
- Sample of the fabric attached to order
- Model numbers of items for fabric application
- Special application instructions (e.g., all stripes will be applied front to back unless specified otherwise)
- Customer and purchase order number


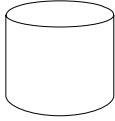
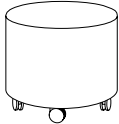
Ship prepaid COM material to:
JSI
Attn: COM Dept
201 East Martin Street
Receiving B, Dock 71
Orleans, IN 47452

Application of fabric:
Railroaded



All COM orders will ship at standard lead time from receipt of COM.

TOTEM

Description	① Model	Specifications				List Price Per Grade	
Round Pod 	TM17 · upholstered base · five 1" diameter black nylon glides	Dimensions		D	W	H	COM \$729
		Overall	17		18		A \$746
		Seat			18		B \$778
		Upholstery		Shipping			COL/C \$835
		COM Ydg	2	Ctn Wt	20		D \$909
		COL Sq Ft	36	Cu Ft	5		E \$971
							F \$1,080
					G \$1,196		
					H \$1,296		
					I \$1,475		
					J \$1,687		
					L1 \$1,220		
					L2 \$1,360		
Round Pod 	TM24 · upholstered base · five 1" diameter black nylon glides	Dimensions		D	W	H	COM \$920
		Overall	24		18		A \$945
		Seat			18		B \$994
		Upholstery		Shipping			COL/C \$1,079
		COM Ydg	2 ½	Ctn Wt	32		D \$1,189
		COL Sq Ft	45	Cu Ft	8		E \$1,282
							F \$1,446
					G \$1,621		
					H \$1,771		
					I \$2,039		
					J \$2,356		
					L1 \$1,656		
					L2 \$1,866		
Mobile Round Pod 	TM24C · upholstered base · six 65 mm casters	Dimensions		D	W	H	COM \$1,079
		Overall	24		18		A \$1,100
		Seat			18		B \$1,141
		Upholstery		Shipping			COL/C \$1,212
		COM Ydg	2 ½	Ctn Wt	49		D \$1,303
		COL Sq Ft	45	Cu Ft	8		E \$1,381
							F \$1,517
					G \$1,663		
					H \$1,788		
					I \$2,011		
					J \$2,276		
					L1 \$1,692		
					L2 \$1,867		

TOTEM

To Order, Specify:

- ① Model Number
- ② Fabric Selection - vendor, pattern and color
 Visit www.jsifurniture.com/finishes-and-materials/textiles
 for our textiles program. See selection of standard and
 graded in manufacturers and patterns.

Specifications

- Wood frame.
- Pod is upholstered with 2" high density polyurethane foam.

Trinity Order Check List:



Specify:

- 1. Model Number
- 2. Wood Species - Beech (B)
- 3. Wood Finish/Paint Color
- 4. Metal Frame Tier/Color:
 - A. Tier 1 - no upcharge
 - B. Tier 2 - add \$155 list
 - C. Tier 3 - add \$176 list
- 5. Fabric Selection - vendor, pattern and color
- 6. Wood Back Style - R, S, T, U, V or W
- 7. Optional Linking Brackets - add \$44 list per chair
- 8. Optional Laser Engraved Back - specify location and size

Example:

TR503A (model #)	B (wood species)	BAR (finish)	MBK (frame color)	MOMENTUM (fabric vendor)	VOX (pattern name)	MYSTIC (pattern color)
----------------------------	----------------------------	------------------------	-----------------------------	------------------------------------	------------------------------	----------------------------------

1. Model Number

2. Wood Species - Beech (B)

3. Wood Finish/Color Options:

BAR Barrel	MCH Mocha
BRK Brickdust	OBK Outback
BUF Buff	PIL Pilsner
CSK Cask	PIN Pinnacle Walnut
CND Cinder	RAV Raven
CLY Clay	RYE Rye
EGR Egret	SAB Sable
FAW Fawn	SAD Saddle
FLX Flax	SIE Sienna
FLN Flint	TRF Truffle
FLO Florence Walnut	UMB Umber
LOF Loft	VAL Valley
MES Mesa	WLH Walnut Heights
MIN Mineral	

Paint Color - Add \$47 list per item

BKD Backdrop	NVL Novel Lilac
BFX Black Fox	PPL Patchwork Plum
BRV Bravado Red	PGR Pewter Green
BWH Bright White	QAL Queen Anne Lilac
BRF Broccoflower	RPT Redend Point
BTT Butternut	ROS Rose Tan
CCY Canyon Clay	SAU Saucy Gold
CHT Chatroom	SVP Silverplate
DEN Denim	SKS Skyline Steel
GAL Gale Force	STM Storm
GRV Greek Villa	TRC Tricorn Black
KGR Kendal Green	UKH Universal Khaki
NWH Nonchalant White	WBL Windy Blue

4. Metal Frame Tier/Color:

Tier 1:

MBK Matte Black	CHR Chrome
-----------------	------------

Tier 2: add \$155 list

ABZ Aged Bronze	PEW Pewter
ASL Arctic Silver	SBZ Soft Bronze
BWH Bright White	SNK Soft Nickel
GLD Gold	

Tier 3: add \$176 list

BRD Beige Red (RAL3012)	SAL Salmon Orange (RAL2012)
CAR Carmine Red (RAL3002)	SPB Sapphire Blue (RAL4007)
COP Copper Brown (RAL8004)	SGR Signal Green (RAL6032)
HYL Honey Yellow (RAL1005)	SIG Signal Orange (RAL2010)
LGR Leaf Green (RAL6002)	SGY Silk Grey (RAL7044)
MHB Mahogany Brown (RAL8016)	SKY Sky Blue (RAL5015)
MTQ Mint Turquoise (RAL6033)	TBL Traffic Blue (RAL5017)
OGR Olive Green (RAL6003)	TRD Traffic Red (RAL3020)
PPV Purple Violet (RAL4007)	TQP Turquoise Pastel (RAL6034)
QZG Quartz Grey (RAL7039)	ZYL Zinc Yellow (RAL1018)

TRINITY

5. Fabric Selection - Please supply the following:
 Fabric vendor/Pattern name/Pattern color

[For a complete list of JSI Standard and Graded-In Textiles click here](#)

When specifying contrasting upholstery, indicate clearly which upholstery is to be applied to the seat and back. Use higher grade pricing.

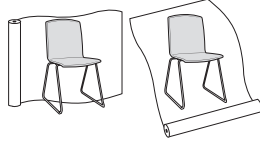
- Indicate direction of fabric - Railroaded or Up the Roll
- Please provide illustration, if available

All COM orders must include the following:

- Vendor's name, pattern name and color
- Sample of the fabric attached to order
- Model numbers of items for fabric application
- Special application instructions (e.g., all stripes will be applied front to back unless specified otherwise)
- Customer and purchase order number


Ship prepaid COM material to:
 JSI
 Attn: COM Dept
 201 East Martin Street
 Receiving B, Dock 71
 Orleans, IN 47452

Application of fabric:
 Railroaded Up the Roll



All COM orders will ship at standard lead time from receipt of COM except for orders requiring special custom matched finishes.

6. Wood Back Options:




7. Optional Linking Brackets - add \$44 list per chair




8. Optional Laser Engraved Back - available on models TR503A/C. See page VIII for details.

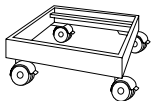


- Specify:
- location - inside/outside of back.
 - size of design

Description	① Model	Specifications	List Price Per Grade												
Side Chair 	TR503D Fully Upholstered · protective stack bumpers · not recommended for stacking	<table border="1"> <thead> <tr> <th>Dimensions</th> <th>D</th> <th>W</th> <th>H</th> </tr> </thead> <tbody> <tr> <td>Overall</td> <td>22</td> <td>18 ½</td> <td>33 ¾</td> </tr> <tr> <td>Seat</td> <td>16</td> <td>17</td> <td>19</td> </tr> </tbody> </table>	Dimensions	D	W	H	Overall	22	18 ½	33 ¾	Seat	16	17	19	COM \$865 A \$896 B \$931 COL/C \$995 D \$1,075 E \$1,155 F \$1,239 G \$1,360 H \$1,489 I \$1,686 J \$1,929 L1 \$1,384 L2 \$1,513
		Dimensions	D	W	H										
		Overall	22	18 ½	33 ¾										
		Seat	16	17	19										
		<table border="1"> <thead> <tr> <th>Upholstery</th> <th>Shipping</th> </tr> </thead> <tbody> <tr> <td>COM Ydg</td> <td>1 ¼ Ctn Wt 16</td> </tr> <tr> <td>COL Sq Ft</td> <td>25 Cu Ft 9</td> </tr> </tbody> </table>	Upholstery	Shipping	COM Ydg	1 ¼ Ctn Wt 16	COL Sq Ft	25 Cu Ft 9							
		Upholstery	Shipping												
		COM Ydg	1 ¼ Ctn Wt 16												
		COL Sq Ft	25 Cu Ft 9												

Description	① Model	Specifications	List Price Per Grade												
Stack/Side Chair 	TR503A All Wood TR503C Upholstered Seat · protective stack bumpers · stacks ten high · upholstered models not recommended for stacking · optional laser engraved back, specify location and size - see page VIII for details · optional laser cut out, specify location and size - see page VIII for details	<table border="1"> <thead> <tr> <th>Dimensions</th> <th>D</th> <th>W</th> <th>H</th> </tr> </thead> <tbody> <tr> <td>Overall</td> <td>22</td> <td>18 ½</td> <td>33 ¾</td> </tr> <tr> <td>Seat</td> <td>16</td> <td>17</td> <td>19</td> </tr> </tbody> </table>	Dimensions	D	W	H	Overall	22	18 ½	33 ¾	Seat	16	17	19	All Wood \$621 COM \$734 A \$754 B \$776 COL/C \$812 D \$863 E \$908 F \$959 G \$1,031 H \$1,110 I \$1,230 J \$1,374 L1 \$1,049 L2 \$1,124
		Dimensions	D	W	H										
		Overall	22	18 ½	33 ¾										
		Seat	16	17	19										
		<table border="1"> <thead> <tr> <th>Upholstery</th> <th>Shipping</th> </tr> </thead> <tbody> <tr> <td>COM Ydg</td> <td>¾ Ctn Wt 16</td> </tr> <tr> <td>COL Sq Ft</td> <td>9 Cu Ft 9</td> </tr> </tbody> </table>	Upholstery	Shipping	COM Ydg	¾ Ctn Wt 16	COL Sq Ft	9 Cu Ft 9							
		Upholstery	Shipping												
		COM Ydg	¾ Ctn Wt 16												
		COL Sq Ft	9 Cu Ft 9												

Description	D	W	H	CTN WT	CU FT	① Model	List Price
Dolly	21	20	8	15	4	TR500	\$457



- stacks up to ten high

To Order, Specify:

- ① Model Number
- ② Wood Species - Beech (B)
- ③ Wood Finish/Paint Color [See Wood Finish/Paint Color Options](#)
- ④ Metal Frame Tier/Color [See Metal Frame Tier/Color Options](#)
- ⑤ Fabric Selection - vendor, pattern and color
Visit www.jsifurniture.com/finishes-and-materials/textiles for our textiles program. See selection of standard and graded in manufacturers and patterns.
- ⑥ Wood Back Style - R, S, T, U, V or W
- ⑦ Optional Linking Brackets - add \$44 list per chair
- ⑧ Optional Laser Engraving Back Imprint - specify location and size; see page VIII for details
- ⑨ Optional Laser Cut Out - specify location and size; see page VIII for details

Shell Specifications

- Wood species - Beech.
- Stacks ten high.
- Consists of seven-ply hardwood construction.
- Contoured molded seat panel.
- Upholstered shell or seat ½" polyurethane foam.

Frame Specifications

- Manufactured with 7/16" solid steel rod.
- Four clear plastic glides - chrome frame.
- Four black plastic glides - black frame.
- Four protective stack bumpers.

Laser Engrave & Cut Out: A and C MODELS ONLY

Wink Order Check List:



Specify:

- 1. Model Number
- 2. Plastic Color or Wood Finish
- 3. Fabric Selection - vendor, pattern and color
- 4. Frame Selection - tier and finish
- 5. Optional Felt Glides - no upcharge (available on metal 4-leg chairs and stools only, not available on sled base)

Example:

WK821CP (model #)	MOMENTUM (fabric vendor)	BANGLE (pattern name)	BALTIC (pattern color)	EWM (plastic color matte)	CHR (metal frame finish)	NYL (glides)
-----------------------------	------------------------------------	---------------------------------	----------------------------------	-------------------------------------	------------------------------------	------------------------


1. Model Number

Ship prepaid COM material to:

Application of fabric:
Railroaded Up the Roll

2. Seat and Back Plastic Color or Wood Finish Options:
see individual model for shell availability.

JSI
Attn: COM Dept
201 East Martin Street
Receiving B, Dock 71
Orleans, IN 47452



Matte Plastic Color:

EWM Extra White	SRM Stop Red
KGR Kiwi Green*	TBM Tricorn Black
NVY Navy Blue	THG Thunderous Green
RFB Refuge Blue	TRD Toile Red

All COM orders will ship at standard lead time from receipt of COM except for orders requiring special custom matched finishes.

Wood Finish:

SSY Sapeli Sycamore
WAL Walnut

* Kiwi Green not available on Wrap Shells

4. Frame Finish

For Wood Leg Models:

White Oak:	
BAR Barrel	LOF Loft
BUF Buff	MIN Mineral
CSK Cask	RAV Raven
CND Cinder	RYE Rye
EGR Egret	SAB Sable
FAW Fawn	SAD Saddle
FLN Flint	UMB Umber

3. Fabric Selection - Please supply the following:
Fabric vendor/Pattern name/Pattern color

[For a complete list of JSI Standard and Graded-In Textiles click here](#)

All COM orders must include the following:

- Vendor's name, pattern name and color
- Sample of the fabric attached to order
- Model numbers of items for fabric application
- Special application instructions (e.g., all stripes will be applied front to back unless specified otherwise)
- Customer and purchase order number

4-Leg and Sled Base Models Metal Finishes cont. on next page

Metal Finish:

Tier 1:	
MBK Matte Black	
CHR Chrome	
Tier 2: add \$155 list	
ABZ Aged Bronze	PEW Pewter
ASL Arctic Silver	SBZ Soft Bronze
BWH Bright White	SNK Soft Nickel
GLD Gold	

Wink Order Check List:

Metal Frame continued from previous page.

4-Leg and Sled Base Models

Tier 1:

MBK Matte Black
CHR Chrome

Tier 2: add \$155 list

ABZ Aged Bronze	PEW Pewter
ASL Arctic Silver	SBZ Soft Bronze
BWH Bright White	SNK Soft Nickel
GLD Gold	

Tier 3: add \$176 list

BRD Beige Red (RAL3012)	SAL Salmon Orange (RAL2012)
CAR Carmine Red (RAL3002)	SPB Sapphire Blue (RAL4007)
COP Copper Brown (RAL8004)	SGR Signal Green (RAL6032)
HYL Honey Yellow (RAL1005)	SIG Signal Orange (RAL2010)
LGR Leaf Green (RAL6002)	SGY Silk Grey (RAL7044)
MHB Mahogany Brown (RAL8016)	SKY Sky Blue (RAL5015)
MTQ Mint Turquoise (RAL6033)	TBL Traffic Blue (RAL5017)
OGR Olive Green (RAL6003)	TRD Traffic Red (RAL3020)
PPV Purple Violet (RAL4007)	TQP Turquoise Pastel (RAL6034)
QZG Quartz Grey (RAL7039)	ZYL Zinc Yellow (RAL1018)

Chrome Frame dictate chrome glides/back support bracketry.



Matte Black Frame dictate black glides/back support bracketry.

Pewter Frame dictate black glides/back support bracketry



All other Frame color dictates chrome glides/back support bracketry.

Care and Maintenance Information:

- do not use a dry cloth or paper towel
- do not use any cleaner, liquid or soap containing ammonia, acetone, trichloroethylene or alcohol.
- use a soft cloth with warm water and buff dry with lint free soft cloth
- if heavier soiled cleaning is required, use small amount of liquid soap free of above listed chemicals diluted in warm water, rinse and buff dry with a soft lint free cloth
- spray cleaners can be used if they are designed for cleaning acrylic, plexiglas, polycarbonate or mylar window films and do not contain ammonia or alcohol. However, some cleaners could leave residue and might cause finger printing or smearing

Description	Model	Specifications			List Price Per Grade	
Armless Stack Chair  WK823AP plastic seat	WK823AP Plastic Seat WK823CP Uph. Seat <ul style="list-style-type: none"> low density stacker stacks 5 high available in Matte plastic shell colors 4-leg base available in 26 metal finishes, see below for options and pricing rubber nylon glides standard, optional felt glides, no upcharge 	Dimensions	D	W	H	Plastic Seat \$659 COM \$849 A \$856 B \$868 COL/C \$889 D \$917 E \$940 F \$981 G \$1,025 H \$1,062 I \$1,129 J \$1,208 L1 \$963 L2 \$998
		Overall	21	23	32	
 WK823CP uph. seat		Seat	16	18½	17¾	
		Upholstery	Shipping			
		COM Ydg	¾	Ctn Wt	18	
		COL Sq Ft	9	Cu Ft	12	

t

Description	Model	Specifications			List Price Per Grade	
Wrap Stack Chair  WK821AP plastic seat	WK821AP Plastic Seat WK821CP Uph. Seat <ul style="list-style-type: none"> low density stacker stacks 5 high available in Matte plastic shell colors 4-leg base available in 26 metal finishes, see below for options and pricing rubber nylon glides standard, optional felt glides, no upcharge 	Dimensions	D	W	H	Plastic Seat \$707 COM \$908 A \$915 B \$927 COL/C \$948 D \$976 E \$999 F \$1,040 G \$1,084 H \$1,121 I \$1,188 J \$1,267 L1 \$1,022 L2 \$1,057
		Overall	22¼	24¾	31¾	
 WK821CP uph. seat		Seat	14½	18½	17½	
		Upholstery	Shipping			
		COM Ydg	¾	Ctn Wt	20	
		COL Sq Ft	9	Cu Ft	12	

To Order, Specify:

- 1 Model Number
- 2 Shell Plastic Color [See Shell Plastic Color Options](#)
- 3 Fabric Selection - vendor, pattern and color
 Visit www.jsifurniture.com/finishes-and-materials/textiles for our textiles program.
 See selection of standard and graded in manufacturers and patterns.
- 4 Metal Leg Finish [See Metal Leg Finish Options](#)
- 5 Optional Felt Glides - no upcharge

Specifications

- Plastic/Translucent - ¼" thick plastic seat and back.
- Wood - 5/16" thick, 5 ply wood seat and back.
- Seat is upholstered with ¾" polyurethane foam.
- Chromium plated metal legs.
- 4-leg chairs standard with nylon glides.
- Sled base standard with snap-on glides.

WINK

Description

① Model

Specifications

List Price Per Grade

Stack Chair with Metal Loop Arms

WK851AP Plastic Seat
WK851CP Uph. Seat

Dimensions	D	W	H
Overall	21	18½	32
Seat	16	18½	17¾
Arm			26
Upholstery		Shipping	
COM Ydg	¾	Ctn Wt	20
COL Sq Ft	9	Cu Ft	12

Plastic Seat	\$742
COM	\$1,025
A	\$1,032
B	\$1,044
COL/C	\$1,065
D	\$1,093
E	\$1,116
F	\$1,157
G	\$1,201
H	\$1,238
I	\$1,305
J	\$1,384
L1	\$1,139
L2	\$1,174





WK851AP
plastic seat



WK851CP
uph. seat

- low density stacker
- stacks 5 high
- available with Matte Plastic shell colors
- 4-leg base available in 26 metal finishes, see below for options and pricing
- rubber nylon glides standard, optional felt glides, no upcharge

Description	Model	Specifications			List Price Per Grade																								
Armless Wood Leg Guest Chair  WK813AP plastic seat WK813CP uph. seat	WK813AP Plastic Seat WK813CP Uph. Seat <ul style="list-style-type: none"> · does not stack · available in Matte plastic shell colors · oak frame available in select finishes · matte black metal seat frame standard, optional polished aluminum, no upcharge 	<table border="1"> <thead> <tr> <th>Dimensions</th> <th>D</th> <th>W</th> <th>H</th> </tr> </thead> <tbody> <tr> <td>Overall</td> <td>17</td> <td>18½</td> <td>32</td> </tr> <tr> <td>Seat</td> <td>16</td> <td>18½</td> <td>17¾</td> </tr> <tr> <th colspan="2">Upholstery</th> <th colspan="2">Shipping</th> </tr> <tr> <td>COM Ydg</td> <td>¾</td> <td>Ctn Wt</td> <td></td> </tr> <tr> <td>COL Sq Ft</td> <td>9</td> <td>Cu Ft</td> <td></td> </tr> </tbody> </table>			Dimensions	D	W	H	Overall	17	18½	32	Seat	16	18½	17¾	Upholstery		Shipping		COM Ydg	¾	Ctn Wt		COL Sq Ft	9	Cu Ft		Plastic Seat \$1,042 COM \$1,324 A \$1,331 B \$1,343 COL/C \$1,364 D \$1,392 E \$1,415 F \$1,456 G \$1,500 H \$1,537 I \$1,604 J \$1,683 L1 \$1,438 L2 \$1,473
		Dimensions	D	W	H																								
Overall	17	18½	32																										
Seat	16	18½	17¾																										
Upholstery		Shipping																											
COM Ydg	¾	Ctn Wt																											
COL Sq Ft	9	Cu Ft																											
Excluded from GSA Contract/Open Market																													

Description	Model	Specifications			List Price Per Grade																												
Wrap Wood Leg Guest Chair  WK811AP plastic seat WK811CP uph. seat	WK811AP Plastic Seat WK811CP Uph. Seat <ul style="list-style-type: none"> · does not stack · available in Matte plastic shell colors · oak frame available in select finishes · matte black metal seat frame standard, optional Polished Aluminum, no upcharge 	<table border="1"> <thead> <tr> <th>Dimensions</th> <th>D</th> <th>W</th> <th>H</th> </tr> </thead> <tbody> <tr> <td>Overall</td> <td>15½</td> <td>18½</td> <td>32</td> </tr> <tr> <td>Seat</td> <td>14½</td> <td>18½</td> <td>17¾</td> </tr> <tr> <td>Arm</td> <td></td> <td></td> <td>25¼</td> </tr> <tr> <th colspan="2">Upholstery</th> <th colspan="2">Shipping</th> </tr> <tr> <td>COM Ydg</td> <td>¾</td> <td>Ctn Wt</td> <td>20</td> </tr> <tr> <td>COL Sq Ft</td> <td>9</td> <td>Cu Ft</td> <td>12</td> </tr> </tbody> </table>			Dimensions	D	W	H	Overall	15½	18½	32	Seat	14½	18½	17¾	Arm			25¼	Upholstery		Shipping		COM Ydg	¾	Ctn Wt	20	COL Sq Ft	9	Cu Ft	12	Plastic Seat \$1,235 COM \$1,521 A \$1,528 B \$1,540 COL/C \$1,561 D \$1,589 E \$1,612 F \$1,653 G \$1,697 H \$1,734 I \$1,801 J \$1,880 L1 \$1,635 L2 \$1,670
		Dimensions	D	W	H																												
Overall	15½	18½	32																														
Seat	14½	18½	17¾																														
Arm			25¼																														
Upholstery		Shipping																															
COM Ydg	¾	Ctn Wt	20																														
COL Sq Ft	9	Cu Ft	12																														
Excluded from GSA Contract/Open Market																																	

To Order, Specify:

- 1 Model Number
- 2 Shell Plastic Color [See Shell Plastic Color Options](#)
- 3 Fabric Selection - vendor, pattern and color
 Visit www.jsifurniture.com/finishes-and-materials/textiles for our textiles program.
 See selection of standard and graded in manufacturers and patterns.
- 4 Wood Leg Finish [See Wood Leg Finish Options](#)
- 4 Metal Leg Finish [See Metal Leg Finish Options](#)
- 5 Optional Felt Glides - no upcharge

Specifications

- Plastic/Translucent - ¼" thick plastic seat and back.
- Wood - 5/16" thick, 5 ply wood seat and back.
- Seat is upholstered with ¾" polyurethane foam.
- Chromium plated metal legs.
- 4-leg chairs standard with nylon glides.
- Sled base standard with snap-on glides.

Description

① Model

Specifications

List Price Per Grade

Wrap Stack Chair



WK821AW
all wood



WK821CW
uph. seat



- WK821AW All Wood**
WK821CW Uph. Seat
- 4-leg base available in 26 metal finishes, see below for options and pricing
 - available in Sapeli Sycamore or Walnut wood finish
 - rubber nylon glides standard, optional felt glides, no upcharge
 - limited quantity - contact customer service

Dimensions	D	W	H
Overall	22 ¼	24 ¾	31 ¾
Seat	14 ½	18 ¼	17 ½
Arm			28 ¼
Upholstery		Shipping	
COM Ydg	¾	Ctn Wt	20
COL Sq Ft	9	Cu Ft	12

All Wood	\$3,034
COM	\$3,199
A	\$3,206
B	\$3,218
COL/C	\$3,239
D	\$3,267
E	\$3,290
F	\$3,331
G	\$3,375
H	\$3,412
I	\$3,479
J	\$3,558
L1	\$3,313
L2	\$3,348

Excluded from GSA Contract/Open Market

Description	Model	Specifications	List Price Per Grade																								
40" h Armless Counter Stool  WK824AP plastic seat  WK824CP uph. seat	WK824AP Plastic Seat WK824CP Uph. Seat <ul style="list-style-type: none"> counter height stool available in Matte plastic shell colors sled base available in 26 metal finishes, see below for options and pricing 	<table border="1"> <thead> <tr> <th>Dimensions</th> <th>D</th> <th>W</th> <th>H</th> </tr> </thead> <tbody> <tr> <td>Overall</td> <td>19 1/2</td> <td>21 1/2</td> <td>40</td> </tr> <tr> <td>Seat</td> <td>16</td> <td>18 1/2</td> <td>26</td> </tr> <tr> <th colspan="2">Upholstery</th> <th colspan="2">Shipping</th> </tr> <tr> <td>COM Ydg</td> <td>3/4</td> <td>Ctn Wt</td> <td>24</td> </tr> <tr> <td>COL Sq Ft</td> <td>13</td> <td>Cu Ft</td> <td>13</td> </tr> </tbody> </table>	Dimensions	D	W	H	Overall	19 1/2	21 1/2	40	Seat	16	18 1/2	26	Upholstery		Shipping		COM Ydg	3/4	Ctn Wt	24	COL Sq Ft	13	Cu Ft	13	Plastic Seat \$924 COM \$1,115 A \$1,122 B \$1,134 COL/C \$1,155 D \$1,183 E \$1,206 F \$1,247 G \$1,291 H \$1,328 I \$1,395 J \$1,474 L1 \$1,229 L2 \$1,264
		Dimensions	D	W	H																						
Overall	19 1/2	21 1/2	40																								
Seat	16	18 1/2	26																								
Upholstery		Shipping																									
COM Ydg	3/4	Ctn Wt	24																								
COL Sq Ft	13	Cu Ft	13																								


Description	Model	Specifications	List Price Per Grade																												
40" h Wrap Counter Stool  WK825AP plastic seat  WK825CP uph. seat	WK825AP Plastic Seat WK825CP Uph. Seat <ul style="list-style-type: none"> counter height stool available in Matte plastic shell colors sled base available in 26 metal finishes, see below for options and pricing 	<table border="1"> <thead> <tr> <th>Dimensions</th> <th>D</th> <th>W</th> <th>H</th> </tr> </thead> <tbody> <tr> <td>Overall</td> <td>19 1/2</td> <td>24 3/4</td> <td>40</td> </tr> <tr> <td>Seat</td> <td>16</td> <td>18 1/2</td> <td>26</td> </tr> <tr> <td>Arm</td> <td></td> <td></td> <td>36 1/2</td> </tr> <tr> <th colspan="2">Upholstery</th> <th colspan="2">Shipping</th> </tr> <tr> <td>COM Ydg</td> <td>3/4</td> <td>Ctn Wt</td> <td>26</td> </tr> <tr> <td>COL Sq Ft</td> <td>13</td> <td>Cu Ft</td> <td>13</td> </tr> </tbody> </table>	Dimensions	D	W	H	Overall	19 1/2	24 3/4	40	Seat	16	18 1/2	26	Arm			36 1/2	Upholstery		Shipping		COM Ydg	3/4	Ctn Wt	26	COL Sq Ft	13	Cu Ft	13	Plastic Seat \$985 COM \$1,167 A \$1,174 B \$1,186 COL/C \$1,207 D \$1,235 E \$1,258 F \$1,299 G \$1,343 H \$1,380 I \$1,447 J \$1,526 L1 \$1,281 L2 \$1,316
		Dimensions	D	W	H																										
Overall	19 1/2	24 3/4	40																												
Seat	16	18 1/2	26																												
Arm			36 1/2																												
Upholstery		Shipping																													
COM Ydg	3/4	Ctn Wt	26																												
COL Sq Ft	13	Cu Ft	13																												


To Order, Specify:

- 1 Model Number
- 2 Shell Color [See Shell Color Options](#)
- 3 Fabric Selection - vendor, pattern and color
Visit www.jsifurniture.com/finishes-and-materials/textiles for our textiles program.
See selection of standard and graded in manufacturers and patterns.
- 4 Metal Leg Finish [See Metal Leg Finish Options](#)
- 5 Optional Felt Glides - no upcharge


Specifications


- Plastic/Translucent - 1/4" thick plastic seat and back.
- Wood - 5/8" thick, 5 ply wood seat and back.
- Seat is upholstered with 3/4" polyurethane foam.
- Chromium plated metal legs.
- 4-leg chairs standard with nylon glides.
- Sled base standard with snap-on glides.

Description	① Model	Specifications				List Price Per Grade	
43½" h Armless Barstool  WK828AP plastic seat	WK828AP Plastic Seat WK828CP Uph. Seat · bar height stool · available in Matte plastic shell colors · sled base available in 26 metal finishes, see below for options and pricing	Dimensions		D	W	H	Plastic Seat \$935 COM \$1,116 A \$1,123 B \$1,135 COL/C \$1,156 D \$1,184 E \$1,207 F \$1,248 G \$1,292 H \$1,329 I \$1,396 J \$1,475 L1 \$1,230 L2 \$1,265
		Overall	19 ½	21 ½	43 ½		
Seat		16	18 ½	29 ½			
Upholstery		Shipping					
COM Ydg	¾	Ctn Wt	26				
COL Sq Ft	15	Cu Ft	14				

Description	① Model	Specifications				List Price Per Grade	
43½" h Wrap Barstool  WK827AP plastic seat	WK827AP Plastic Seat WK827CP Uph. Seat · bar height stool · available in Matte plastic shell colors · sled base available in 26 metal finishes, see below for options and pricing	Dimensions		D	W	H	Plastic Seat \$987 COM \$1,169 A \$1,176 B \$1,188 COL/C \$1,209 D \$1,237 E \$1,260 F \$1,301 G \$1,345 H \$1,382 I \$1,449 J \$1,528 L1 \$1,283 L2 \$1,318
		Overall	19 ½	24 ¾	43 ½		
Seat		16	18 ½	29 ½			
Arm				39 ½			
Upholstery		Shipping					
COM Ydg	¾	Ctn Wt	28				
COL Sq Ft	15	Cu Ft	15				

WINK

Description	① Model	Specifications			List Price		
32½" h Armless Mini Counter Stool 	WK826AP Plastic Seat · counter height stool · available with Matte Plastic shell colors · sled base available in 26 metal finishes, see below for options and pricing	Dimensions	D	W	H	\$712	
		Overall	19	21 ½	32 ½		
		Seat	14 ½	17 ¼	25 ½		
		Shipping					
			Ctn Wt		23		
	Cu Ft		10				

32½" h Armless Mini Counter Stool 	WK836AP Plastic Seat · counter height stool · available with Matte Plastic shell colors · 4-leg base available in 26 metal finishes, see below for options and pricing · rubber nylon glides standard, optional felt glides, no upcharge	Dimensions	D	W	H	\$712	
		Overall	19	18	32 ½		
		Seat	14 ½	17 ¼	25 ½		
		Shipping					
			Ctn Wt		15		
	Cu Ft		9				


To Order, Specify:


- ① Model Number
- ② Shell Color [See Shell Color Options](#)
- ③ Fabric Selection - vendor, pattern and color
 Visit www.jsifurniture.com/finishes-and-materials/textiles for our textiles program.
 See selection of standard and graded in manufacturers and patterns.
- ④ Metal Leg Finish [See Metal Leg Finish Options](#)
- ⑤ Optional Felt Glides - no upcharge

Specifications

- Plastic/Translucent - ¼" thick plastic seat and back.
- Wood - 5/16" thick, 5 ply wood seat and back.
- Seat is upholstered with ¾" polyurethane foam.
- Chromium plated metal legs.
- 4-leg chairs standard with nylon glides.
- Sled base standard with snap-on glides.

WINK

Description	① Model	Specifications			List Price		
 <p>38¼" h Armless Mini Barstool</p>	<p>WK829AP Plastic Seat</p> <ul style="list-style-type: none"> · bar height stool · available with Matte Plastic shell colors · sled base available in 26 metal finishes, see below for options and pricing 	Dimensions	D	W	H	\$718	
		Overall	19	21 ½	38 ¼		
		Seat	14 ½	17 ¼	30 ¼		
		Shipping		Ctn Wt	24		
				Cu Ft	12		

 <p>38¼" h Armless Mini Barstool</p>	<p>WK839AP Plastic Seat</p> <ul style="list-style-type: none"> · bar height stool · available with Matte Plastic shell colors · 4-leg base available in 26 metal finishes, see below for options and pricing · rubber nylon glides standard, optional felt glides, no upcharge 	Dimensions	D	W	H	\$718	
		Overall	19	18	38 ¼		
		Seat	14 ½	17 ¼	30 ¼		
		Shipping		Ctn Wt	16		
				Cu Ft	10		

WINK

To Order, Specify:

- ① Model Number
- ② Shell Color [See Shell Color Options](#)
- ③ Fabric Selection - vendor, pattern and color
Visit www.jsifurniture.com/finishes-and-materials/textiles for our textiles program.
See selection of standard and graded in manufacturers and patterns.
- ④ Metal Leg Finish [See Metal Leg Finish Options](#)
- ⑤ Optional Felt Glides - no upcharge

Specifications

- Plastic/Translucent - ¼" thick plastic seat and back.
- Wood - 5/16" thick, 5 ply wood seat and back.
- Seat is upholstered with ¾" polyurethane foam.
- Chromium plated metal legs.
- 4-leg chairs standard with nylon glides.
- Sled base standard with snap-on glides.

Ziva Lounge Order Check List:



Specify:

- 1. Model Number
- 2. Fabric Selection - vendor, pattern and color (select models offer contrasting upholstery, see page ZV7 for details)
- 3. Front Casters and Back Handle (single seat); add \$163 list
- 4. Optional Tablet Arm - Indicate left (TBL) or right (TBR); laminate or veneer add \$602 list, solid surface add \$713 list
- 5. Optional Side Power - Black (B) or White; add \$509 list each and indicate left or right
- 6. Optional Back Power - Select 20-watt USB-C+A or Single Simplex Plug (SSP); Black (B) or White; upcharge applies
- 7. Optional Stand Up Surface with Privacy Screen - stand up surface specify JSI standard laminate and privacy screen; upcharge applies

Example:

ZV6665 | MOMENTUM | VOX | MYSTIC
 (model #) | (fabric vendor) | (pattern name) | (pattern color)

1. Model number

3. Fabric Selection - Please supply the following:
 Fabric vendor/ Pattern name/ Pattern color

[For a complete list of JSI Standard and Graded-In Textiles click here](#)

When specifying contrasting upholstery complete the form on page 329. Use higher grade pricing.

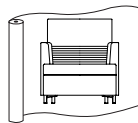
- Fabric for Ziva is always railroaded
- Please provide illustration, if available

All COM orders must include the following:

- Vendor's name, pattern name and color
- Sample of the fabric attached to the order
- Model numbers of items for fabric application
- Special application instructions (e.g., all stripes will be applied front to back unless specified otherwise)
- Customer and purchase order number

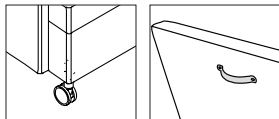
Ship prepaid COM material to:
 JSI
 Attn: COM Dept
 201 East Martin Street
 Receiving B, Dock 71
 Orleans, IN 47452

Application of fabric:
 Railroaded

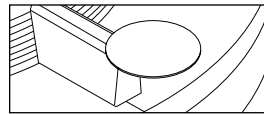


All COM orders will ship at standard lead time from receipt of COM except for orders requiring special custom matched finishes.

3. Front Casters and Back Handle - (single seat) - add \$163 list

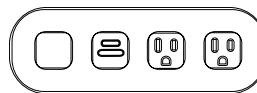


4. Tablet Arm:



- 14" dia
- Specify Tablet Arm option (TBL) or right (TBR); laminate or veneer add \$602 list, solid surface add \$713 list for each tablet arm specified. For material offering see Ziva table top selection on page ZV4

5. Side Power:



Power Outlet - add \$509 list
 1- Open Port
 1- 20-watt USB-C+A
 2- 120 volt

6. Back Power:



1- 20-watt USB-C+A 1- 120 Volt

upcharges vary, see specific model numbers

7. Standup Surface Laminate Color Selection:

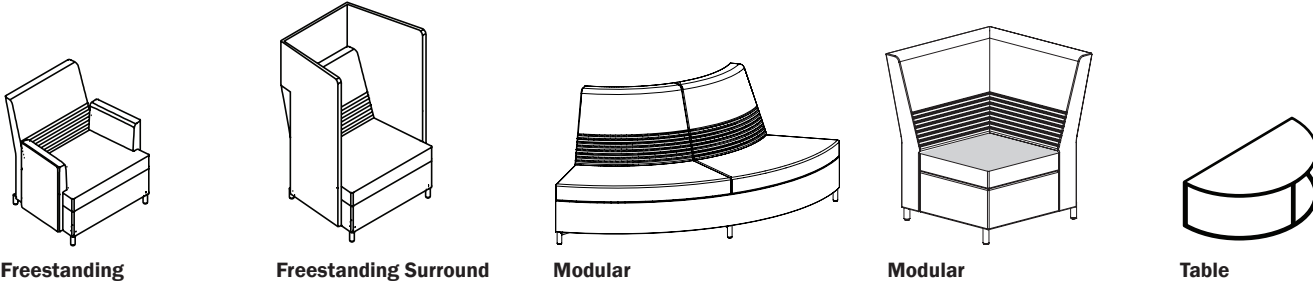
ALB	Alabaster	MES	Mesa
BEL	Belair	MIN	Mineral
BLK	Black	MCH	Mocha
BRK	Brickdust	OBK	Outback
BBL	Bridal Blanco	PIL	Pilsner
CSK	Cask	PIN	Pinnacle Walnut
CLY	Clay	SHD	Shadow
DWH	Designer White	SLG	Slate Grey
EGR	Egret	UMB	Umber
FAW	Fawn	VAL	Valley
FLN	Flint	WLH	Walnut Heights
FLO	Florence Walnut	WEA	Weathered Ash
LOF	Loft	ZEN	Zen Grey

Privacy Screen Colors:

ASH	Ash Grey	MLK	Milky
CRE	Cream	SIL	Silver Grey
GRY	Grey	WHT	White

Overview

Ziva is a comprehensive collection of freestanding and configurable seating with an offering of occasional and work tables.



Freestanding

Freestanding Surround

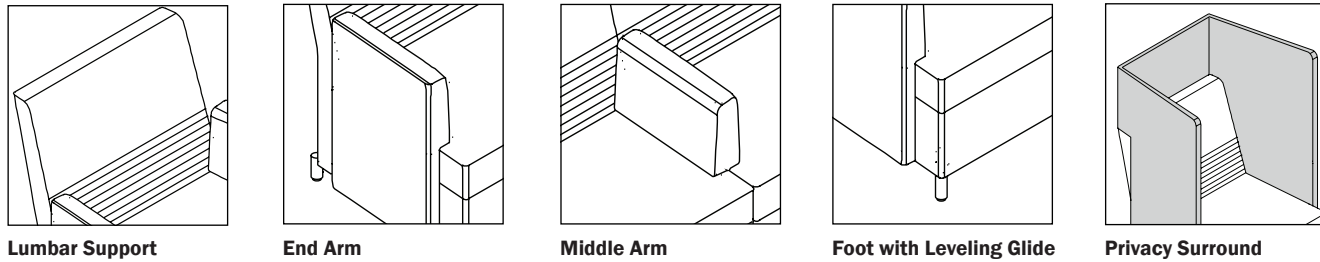
Modular

Modular

Table

Features

Functional details are integrated into the high design of Ziva. The linear stitch pattern in the lumbar area creates interest, while adding comfort. End and middle arms allow for optional tablet. The custom foot allows for leveling and supports the caster option, if mobility is needed. An upper privacy surround on the single or two seater has acoustical capabilities, creating visual and audible privacy for the seated user.



Lumbar Support

End Arm

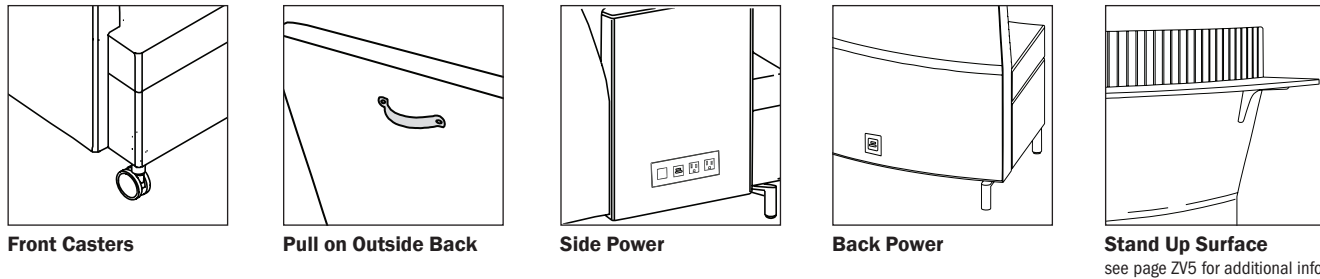
Middle Arm

Foot with Leveling Glide

Privacy Surround

Product Options

The models come with a variety of options. The front casters and back handle on the single seat provides for mobility. Several options in power and charging along with a stand up surface providing solutions for versatile environment.



Front Casters

Pull on Outside Back

Side Power

Back Power

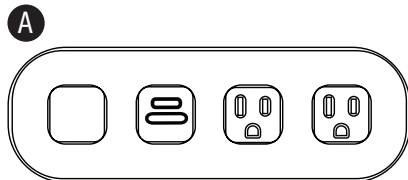
Stand Up Surface

see page ZV5 for additional information

Product Options

Selected Ziva lounge models may be specified with power in two different locations. Power outlets on the side of units (including the end arm or the privacy surround) will have **A** configuration. Power outlets on the lower center back have the option of **B** or **C** configuration per model. All units are available in black or white and have a 10' cord.

Side Power Option

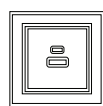


A Power Outlet


- 1- Open Port
 - 1- 20-watt USB-C+A
 - 2- 120 volt
- open port allow unit to be customized, adapter kit is included

Back Power Option

B Power Outlet
1 - 20- watt USB-C+A /per device



C Power Outlet
1- 120 volt /per device



Back Option Devices Per Model

Model Type	# of Devices	USB	Simplex
single seat	1	\$268	\$186
two seat	2	\$536	\$372
three seat	3	\$804	\$558
wedge with full back	1	\$268	\$186
quarter round full back	2	\$536	\$372
quarter round w/partial back	1	\$268	\$186

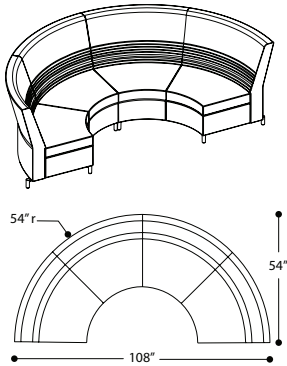
all devices must be the same per model

Configurable

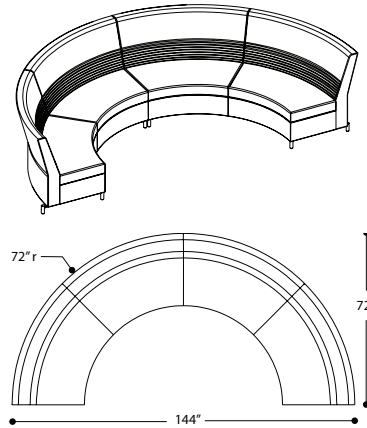
Quarter Round

Ziva's modular lounge with 54" and 72" outside radius or 14" and 32" inside radius can provide for solutions for small or large spaces. All radius will work together to create unique solutions.

2 - 54" Quarter Round

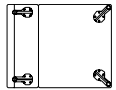


2 - 72" Quarter Round

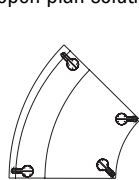


Modular Units

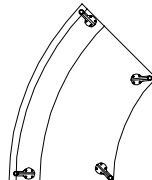
Maximum configurability is achieved with wedge, quarter round and in-line units. Modular benches available in round or in-line enhance the layout possibilities while creating an open plan solution.



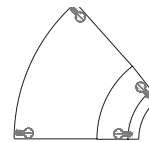
In-Line



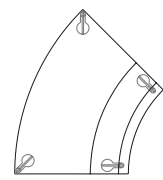
54" Outside Wedge



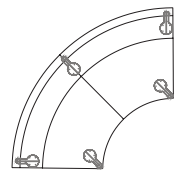
72" Outside Wedge



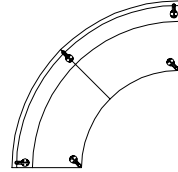
14" Inside Wedge



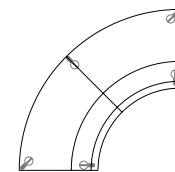
32" Inside Wedge



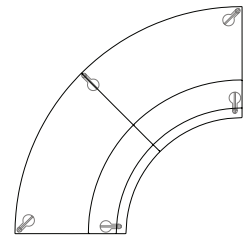
54" Outside Qtr Round



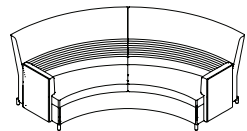
72" Outside Qtr. Round



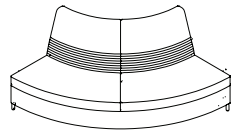
14" Inside Qtr. Round



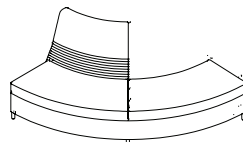
32" Inside Qtr. Round



Outside Back with Arms



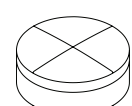
Inside Back



Partial Back



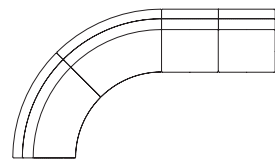
Bench



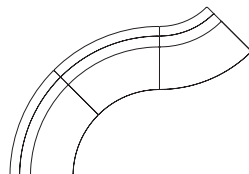
Ottoman

Recommended Combinations

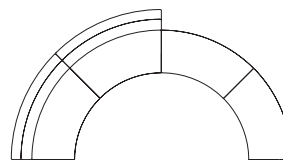
Ziva is designed to fit the user's preference. To uphold the design statement of Ziva, it is recommended that adjacent layouts have backs on the same side (example 1 & 2) or attached to a bench (example 3). Opposite facing configurations may be achieved by placing a bench or benches in between the two directions (example 4).



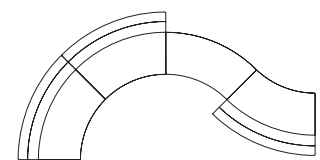
(example 1)



(example 2)



(example 3)

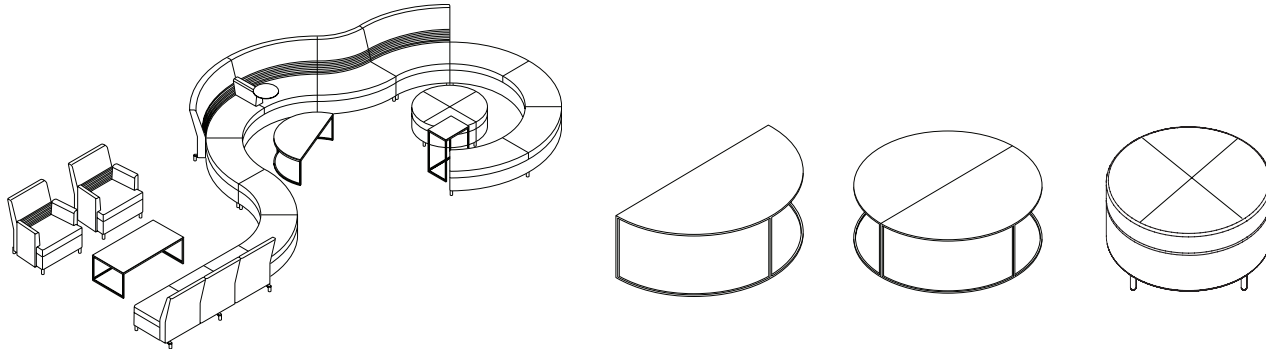


(example 4)

Ottomans and Tables

Ottomans and tables can complete a layout and provide functionality. The ottomans are available in four diameters. Both the ottoman or the half round coffee table fit perfectly inside round configurations.

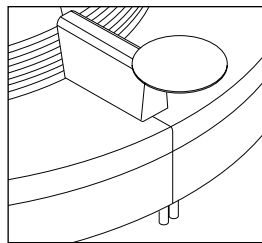
The light scale tables have an Arctic Silver powder coat frame with wood, laminate or solid surface top. The versatile work height tables serve as an end table and arm rest. They can be positioned over benches or the seated user to be used as a work surface. Tables are available in square, rectangle, or half round. They are designed to be used individually or paired up with a matching table.



Tablet Table Option

All arms on freestanding and modular units are available with an optional 14" diameter tablet. It is offered in 3/4" thick wood, 3/4" thick laminate or 1/2" thick solid surface. The wood tablet is available in Cherry, Maple and Walnut.

The tablet is on a swivel mechanism allowing it to be placed closer to the user. The recommended weight limit for the tablet is 75lbs. JSI does not warrant any damage as a result of excessive weight.



Tablet Arm
(shown on a middle arm)

- Veneer - add \$602
- Laminate - add \$602
- Solid Surface - add \$713

ESS Essentials Veneer Collection

BRK	Brickdust	OBK	Outback
CSK	Cask	PIL	Pilsner
CLY	Clay	SIE	Sienna
FLX	Flax	TRF	Truffle
MES	Mesa	UMB	Umber
MCH	Mocha		

Solid Surface

DWH	Designer White
HST	Hot Stone
ONX	Black Onyx Mirage
SOG	Soothing Grey

HPL Wood Grain Pattern Laminates

BEL	Belair	MIN	Mineral
BRK	Brickdust	MCH	Mocha
CSK	Cask	OBK	Outback
CLY	Clay	PIL	Pilsner
EGR	Egret	PIN	Pinnacle Walnut
FAW	Fawn	UMB	Umber
FLN	Flint	VAL	Valley
FLO	Florence Walnut	WLH	Walnut Heights
LOF	Loft	WEA	Weathered Ash
MES	Mesa		


HPL Solid Laminates

ALB	Alabaster	SHD	Shadow
BLK	Black	SLG	Slate Grey
BBL	Bridal Blanco	ZEN	Zen Grey
DWH	Designer White		

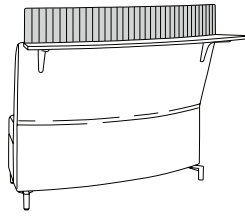
ZIVA

Stand Up Surface with Privacy Screen

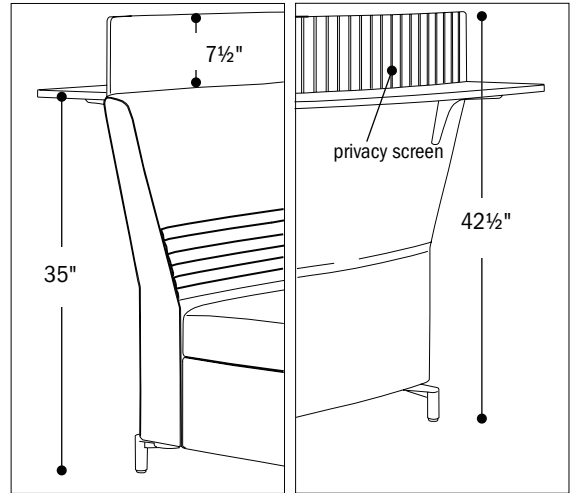
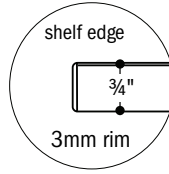
Stand Up Surface is 3/4" thick provides 9 1/4" deep surface, mounted at 35"h. This option is available on many of the units, and come with acoustical texture privacy panels. The privacy screen is available in six colors.



Stand Up Surface
All JSI standard laminates



Privacy Screen
Ash Grey Grey Silver Grey
Cream Milk White



Use JSI Counter Height Stools for proper seating height.

54"r modular units

ZV6550-OB	\$605
ZV6588-ROB	\$605
ZV6588-LOB	\$605
ZV6588-FOB	\$1,297
ZV6588-FOB-RA	\$1,297
ZV6588-FOB-LA	\$1,297

72"r modular units

ZV6650-OB	\$796
ZV6688-ROB	\$796
ZV6688-LOB	\$796
ZV6688-FOB	\$1,492
ZV6688-FOB-RA	\$1,492
ZV6688-FOB-LA	\$1,492

freestanding models

ZV6660	\$605
ZV6670	\$831
ZV6680	\$1,096
ZV6665	\$605
ZV6675	\$831
ZV6685	\$1,096
ZV6628-FB	\$605
ZV6655-FB	\$831
ZV6683-FB	\$1,096
ZV6688-FOB-2A	\$1,492

Lounge

Rights and Lefts

The handedness of the chair is determined by seated position.

Frame Construction

Frame interior is upholstery grade plywood with glued solid hardwood cross members reinforced with wood screws.

Seat Construction

Seat has synthetic sheet webbing with cross strap and 3 5/8" thick high resiliency polyurethane multi-density foam.

Back Construction

Back has 1 3/4" thick polyurethane foam, back lumbar has 10 channel stitch detail thru 3/8" thick polyurethane foam.

Arm Construction

3/4" of high grade polyurethane foam covers a plywood constructed arm frame.

Upholstery Detail

Contrasting fabric available on the back or the arms and seat.

Patterned fabric is not recommended as the fabric may not align at the same location.

Screen & Shelf - Outside Back Tables

Frame Construction

Arctic Silver powder-coat finish over a fabricated and welded tubular frame.

Top Construction - Veneer

1.5 mm rimmed core with veneer surface.

Legs

Die cast zinc with matte chrome finish.
1" of height adjustability on the glide.

Tablet Arm

3/4" thick with Veneer or 1/2" thick Solid surface. Mechanism allows for a full 360 degree of swivel and writing surface of 14" diameter.

Important Upholstery Information

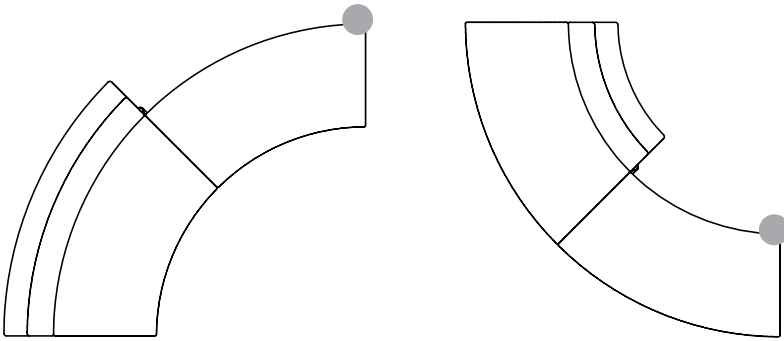
To reduce the number of seams and to achieve a clean look, **Railroaded** off the roll application is standard for Ziva. Line art and pricing for Ziva reflects railroaded fabric. **Due to the size of Ziva and minimal seams, patterned fabrics with the nap (side to side), and leather are not recommended.**

JSI strives to achieve customer satisfaction, therefore requests for patterned fabrics, with a nap application, and leather will be reviewed on a case by case basis. Fill out the sample form on the next page and contact Customer Service. Additional fabric yardage may be required and will be the customer's responsibility. The customer may also be asked to approve additional seaming. Other additional charges may apply. If a patterned fabric is specified, JSI does not guarantee matching at seams.

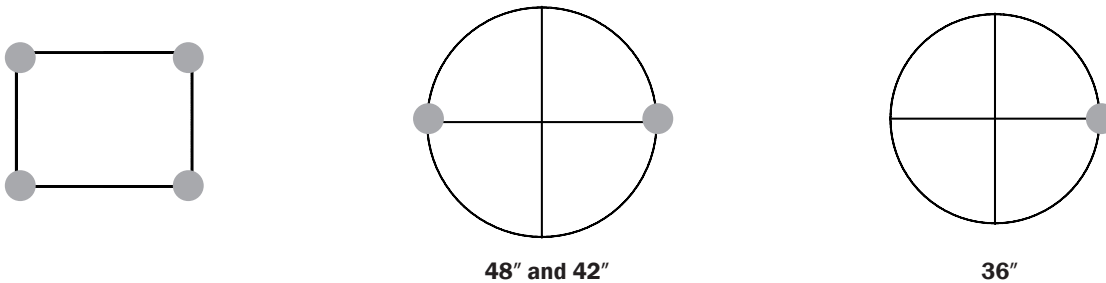
Standard Seaming

The back and seat are upholstered separately and therefore will have no joining seams, only tailoring seams as per the product design. Shown below are examples of seams required to join the fabric on the seat and surround. (marked with a ●)

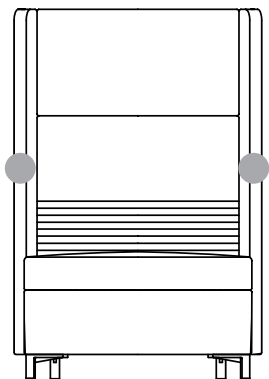
The seat seam is hidden on freestanding and modular units with full backs. Partial back modular units have seaming on the bench section on the same side as the back.



Benches (freestanding and modular) and ottomans have tailoring seams to align with the feet on the seat platform.



Privacy Surround will have a fabric joining seam on the front band of surround.

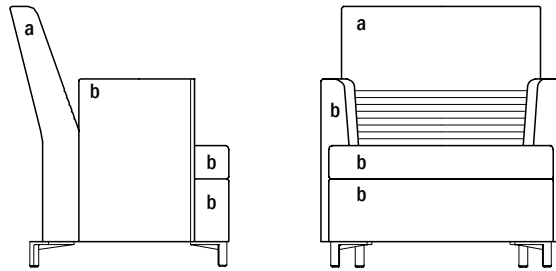


Seating Material Options

This form must accompany order when specifying contrasting or complementary upholstery.

Call for yardage and pricing.

Area (a), (b) and (c) are upholstery and can be specified in contrasting fabric. Legs and handle are a die-cast zinc with a matte chrome finish.



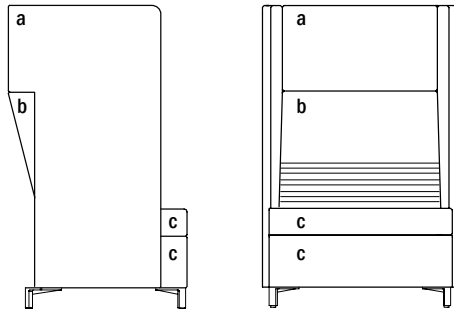
Freestanding & Modular

Model Number: _____

Back (a): _____

Arms, Seat & Base (b): _____

photo copy or scan



Freestanding with Surround

Model Number: _____

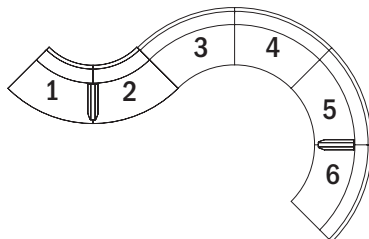
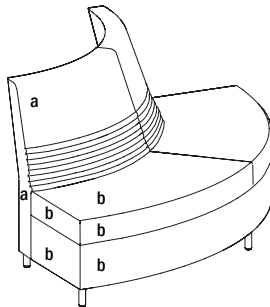
Surround (a): _____

Back (b): _____

Seat & Base (c): _____

Large Configurations

When using three or more modular units that will be connected as a single configuration, it is very helpful if the models and upholstery fabric are listed in sequence. This will assist in the order entry process and assure a better match of the configuration. Refer to the diagrams below.



Sequence	Model #	Fabric a	Fabric b
1 of _____	_____	_____	_____
2 of _____	_____	_____	_____
3 of _____	_____	_____	_____
4 of _____	_____	_____	_____
5 of _____	_____	_____	_____
6 of _____	_____	_____	_____
7 of _____	_____	_____	_____
8 of _____	_____	_____	_____
9 of _____	_____	_____	_____

Ziva
FREESTANDING


Description

1 Model

Specifications

List Price Per Grade

Single Seat



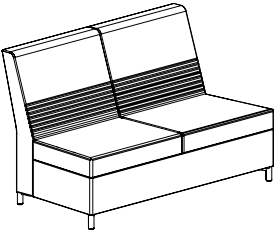
ZV6660

- upholstered seat and back
- armless
- fabric application is railroad
- front casters and pull available, specify and add \$163 list
- seat side power available, specify and add \$509 list; indicate right or left as seated and color Black (B) or White (W)
- power available in the center of the lower extreme back, USB-C+A add \$268 list or single simplex add \$186 list; specify USB or Simplex and color Black (B) or White (W)

Dimensions	D	W	H
Overall	30 ³ / ₈	31	36
Seat	20 ¹ / ₂	29 ³ / ₈	17 ¹ / ₂
Upholstery		Shipping	
COM Ydg	3 ¹ / ₂	Ctn Wt	82
		Cu Ft	23

COM	\$2,484
A	\$2,540
B	\$2,644
C	\$2,826
D	\$3,057
E	\$3,292
F	\$3,542
G	\$3,891
H	\$4,268
I	\$4,851
J	\$5,554

Two Seat



ZV6670

- upholstered seat and back
- armless
- fabric application is railroad
- seat side power available, specify and add \$509 list; indicate right or left as seated and color Black (B) or White (W)
- power available in the left and right of the lower extreme back, USB-C+A add \$536 list or single simplex add \$372 list; specify USB or Simplex and color Black (B) or White (W)

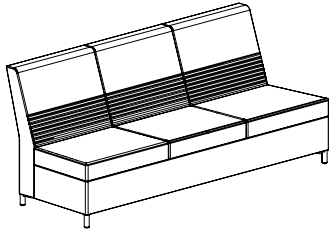
Dimensions	D	W	H
Overall	30 ³ / ₈	58 ¹ / ₂	36
Seat	20 ¹ / ₂	56 ³ / ₄	17 ¹ / ₂
Upholstery		Shipping	
COM Ydg	7	Ctn Wt	154
		Cu Ft	42

COM	\$4,162
A	\$4,270
B	\$4,479
C	\$4,840
D	\$5,309
E	\$5,778
F	\$6,273
G	\$6,972
H	\$7,724
I	\$8,895
J	\$10,302

FREESTANDING

Description

Three Seat



1 Model

ZV6680

- upholstered seat and back
- armless
- fabric application is railroad
- seat side power available, specify and add \$509 list; indicate right or left as seated and color Black (B) or White (W)
- power available in the left, right and center of the lower extreme back, USB-C+A add \$804 list or single simplex add \$558 list; specify USB or Simplex and color Black (B) or White (W)

Specifications

Dimensions	D	W	H
Overall	30 3/8	86	36
Seat	20 1/2	84 3/8	17 1/2
Upholstery		Shipping	
COM Ydg	10 1/2	Ctn Wt	224
		Cu Ft	62

List Price Per Grade

COM	\$6,248
A	\$6,410
B	\$6,720
C	\$7,270
D	\$7,972
E	\$8,674
F	\$9,413
G	\$10,471
H	\$11,591
I	\$13,348
J	\$15,458

To Order, Specify:

- 1 Model Number
- 2 Fabric Selection - vendor, pattern and color
Visit www.jsifurniture.com/finishes-and-materials/textiles for our textiles program. See selection of standard and graded in manufacturers and patterns.
- 3 Side Power; see page [ZV1](#)
- 4 Back Power; see page [ZV1](#)

Specifications

- Fabric is railroaded.
- Non-patterned textile is recommended.
- Frame interior is upholstery grade plywood with glued solid hardwood cross members reinforced with wood screws.
- Seat has synthetic sheet webbing with cross strap and 3 3/8" thick high resiliency seat polyurethane multi-density foam.
- Back has 1 3/4" thick polyurethane foam, back lumbar has 10 channel stitch detail thru 3/8" thick polyurethane foam.
- 3/4" of high grade polyurethane foam covers a plywood constructed arm frame.


Description

① Model

Specifications

List Price Per Grade

Single Seat



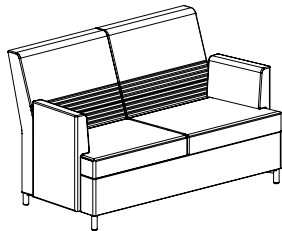
ZV6665

- upholstered seat, back and arms
- fabric application is railroad
- front casters and pull available, specify and add \$163 list
- tablet available, specify and add \$713 list for standard solid surface or \$602 list for laminate or veneer; indicate right or left as seated and finish
- seat side power available, specify and add \$509 list; indicate right or left as seated and color Black (B) or White (W)
- power available in the center of the lower extreme back, USB-C+A add \$268 list or single simplex add \$186 list; specify USB or Simplex and color Black (B) or White (W)
- stand up surface with privacy screen available, add \$605; specify standard JSI laminate for top and the color of felt board for the privacy screen

Dimensions	D	W	H
Overall	30 3/8	33 1/8	36
Seat	20 1/2	24 1/4	17 1/2
Arm			26
Upholstery		Shipping	
COM Ydg	5	Ctn Wt	97
		Cu Ft	24

COM	\$3,174
A	\$3,248
B	\$3,397
C	\$3,658
D	\$3,991
E	\$4,326
F	\$4,679
G	\$5,180
H	\$5,715
I	\$6,554
J	\$7,555

Two Seat



ZV6675

- upholstered seat, back and arms
- fabric application is railroad
- tablet available, specify and add \$713 list for standard solid surface or \$602 list for laminate or veneer; indicate right or left as seated and finish
- seat side power available, specify and add \$509 list; indicate right or left as seated and color Black (B) or White (W)
- power available in the left and right of the lower extreme back, USB-C+A add \$536 list or single simplex add \$372 list; specify USB or Simplex and color Black (B) or White (W)
- stand up surface with privacy screen available, add \$831; specify standard JSI laminate for top and the color of felt board for the privacy screen

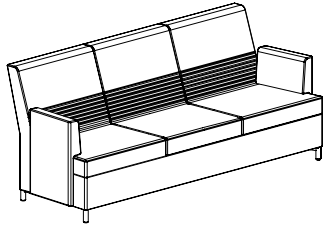
Dimensions	D	W	H
Overall	30 3/8	60 3/4	36
Seat	20 1/2	51 3/4	17 1/2
Arm			26
Upholstery		Shipping	
COM Ydg	8 1/2	Ctn Wt	198
		Cu Ft	44

COM	\$4,943
A	\$5,070
B	\$5,324
C	\$5,768
D	\$6,333
E	\$6,901
F	\$7,504
G	\$8,358
H	\$9,266
I	\$10,688
J	\$12,396

FREESTANDING

Description

Three Seat



1 Model

ZV6685

- upholstered seat, back and arms
- fabric application is railroad
- tablet available, specify and add \$713 list for standard solid surface or \$602 list for laminate or veneer; indicate right or left as seated and finish
- seat side power available, specify and add \$509 list; indicate right or left as seated and color Black (B) or White (W)
- power available in the left, right and center of the lower extreme back, USB-C+A add \$804 list or single simplex add \$558 list; specify USB or Simplex and color Black (B) or White (W)
- stand up surface with privacy screen available, add \$1,096; specify standard JSI laminate for top and the color of felt board for the privacy screen

Specifications

Dimensions	D	W	H
Overall	30 3/8	88 1/4	36
Seat	20 1/2	79 1/4	17 1/2
Arm			26
Upholstery	Shipping		
COM Ydg	12	Ctn Wt	258
		Cu Ft	63

List Price Per Grade

COM	\$7,050
A	\$7,230
B	\$7,588
C	\$8,214
D	\$9,016
E	\$9,819
F	\$10,666
G	\$11,873
H	\$13,154
I	\$15,164
J	\$17,572

To Order, Specify:

- 1 Model Number
- 2 Fabric Selection - vendor, pattern and color
Visit www.jsifurniture.com/finishes-and-materials/textiles for our textiles program. See selection of standard and graded in manufacturers and patterns.
- 3 Tablet Table Option Selection
[See Tablet Table Option Selection](#)
- 4 Side Power; see page [ZV1](#)
- 5 Back Power; see page [ZV1](#)
- 6 Standup Surface Laminate Color Selection
[See Laminate Color Selection](#)

Specifications

- Fabric is railroaded.
- Non-patterned textile is recommended.
- Frame interior is upholstery grade plywood with glued solid hardwood cross members reinforced with wood screws.
- Seat has synthetic sheet webbing with cross strap and 3 3/8" thick high resiliency seat polyurethane multi-density foam.
- Back has 1 3/4" thick polyurethane foam, back lumbar has 10 channel stitch detail thru 3/8" thick polyurethane foam.
- 3/4" of high grade polyurethane foam covers a plywood constructed arm frame.

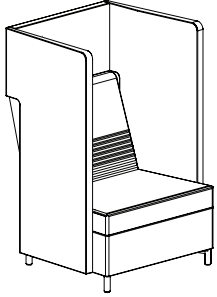
Description

① Model

Specifications

List Price Per Grade

Single Seat with Surround



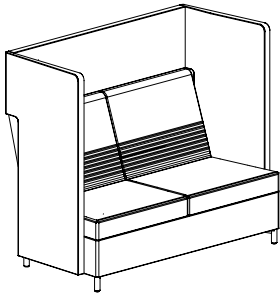
ZV6660-PS

- upholstered seat, back and surround
- fabric application is railroad
- front casters and pull available, specify and add \$163 list
- seat side power available, specify and add \$509 list; indicate right or left as seated and color Black (B) or White (W)

Dimensions	D	W	H
Overall	30 3/8	33 3/4	50 1/2
Seat	20 1/2	24 1/4	17 1/2
Upholstery		Shipping	
COM Ydg	8 1/2	Ctn Wt	119
		Cu Ft	37

COM	\$4,048
A	\$4,175
B	\$4,429
C	\$4,871
D	\$5,440
E	\$6,009
F	\$6,608
G	\$7,462
H	\$8,371
I	\$9,795
J	\$11,500

Two Seat with Surround



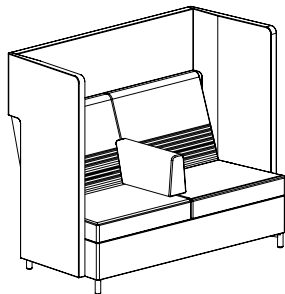
ZV6670-PS

- upholstered seat, back and surround
- fabric application is railroad
- seat side power available, specify and add \$509 list; indicate right or left as seated and color Black (B) or White (W)

Dimensions	D	W	H
Overall	30 3/8	61 1/4	50 1/2
Seat	20 1/2	51 3/4	17 1/2
Upholstery		Shipping	
COM Ydg	12 3/4	Ctn Wt	211
		Cu Ft	61

COM	\$5,411
A	\$5,605
B	\$5,983
C	\$6,648
D	\$7,499
E	\$8,354
F	\$9,255
G	\$10,531
H	\$11,898
I	\$14,031
J	\$16,593

Two Seat with Surround and Middle Arm



ZV6672-PS

- upholstered seat, back and surround
- fabric application is railroad
- tablet available, specify and add \$713 list for standard solid surface or \$602 list for laminate or veneer
- seat side power available, specify and add \$509 list; indicate right or left as seated and color Black (B) or White (W)

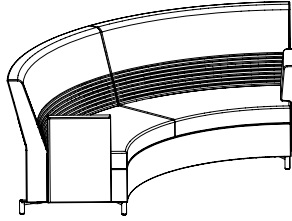
Dimensions	D	W	H
Overall	30 3/8	61 1/4	50 1/2
Seat	20 1/2	51 3/4	17 1/2
Upholstery		Shipping	
COM Ydg	13 1/2	Ctn Wt	225
		Cu Ft	61

COM	\$5,706
A	\$5,911
B	\$6,311
C	\$7,013
D	\$7,916
E	\$8,819
F	\$9,774
G	\$11,128
H	\$12,573
I	\$14,832
J	\$17,541

FREESTANDING

Description

72" Radius Quarter Round with Outside Back and Arms



1 Model

ZV6688-FOB-2A

- upholstered seat, back and arms
- fabric application is railroad. Non-patterned fabrics are recommended
- tablet available, specify and add \$713 list for standard solid surface or \$602 list for laminate or veneer; indicate right or left as seated and finish
- seat side power available, specify and add \$509 list; indicate right or left as seated and color Black (B) or White (W)
- power available in the left and right of the lower extreme back, USB-C+A add \$536 list or single simplex add \$372 list; specify USB or Simplex and color Black (B) or White (W)
- stand up surface with privacy screen available, add \$1,492; specify standard JSI laminate for top and the color of felt board for the privacy screen

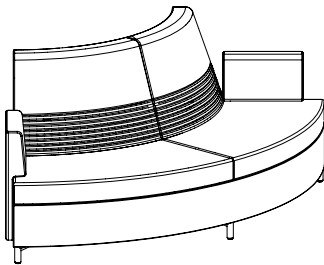
Specifications

Dimensions	D	W	H
Overall	42 ½	101 ½	36
Seat	20 ½	59 ¼	17 ½
Arm			26
Upholstery		Shipping	
COM Ydg	12 ½	Ctn Wt	269
		Cu Ft	97

List Price Per Grade

COM	\$6,654
A	\$6,844
B	\$7,214
C	\$7,865
D	\$8,704
E	\$9,539
F	\$10,423
G	\$11,674
H	\$13,013
I	\$15,103
J	\$17,615

32" Radius Quarter Round with Inside Back and Arms



ZV6688-FIB-2A

- upholstered seat, back and arms
- fabric application is railroad. Non-patterned fabrics are recommended
- tablet available, specify and add \$713 list for standard solid surface or \$602 list for laminate or veneer; indicate right or left as seated and finish
- seat side power available, specify and add \$509 list; indicate right or left as seated and color Black (B) or White (W)

Dimensions	D	W	H
Overall	39 ½	87 ⅝	36
Seat	20 ½	45 ⅝	17 ½
Arm			26
Upholstery		Shipping	
COM Ydg	9 ½	Ctn Wt	254
		Cu Ft	81

COM	\$6,555
A	\$6,696
B	\$6,981
C	\$7,474
D	\$8,109
E	\$8,747
F	\$9,414
G	\$10,369
H	\$11,387
I	\$12,975
J	\$14,882

To Order, Specify:

- 1 Model Number
- 2 Fabric Selection - vendor, pattern and color
Visit www.jsifurniture.com/finishes-and-materials/textiles for our textiles program. See selection of standard and graded in manufacturers and patterns.
- 3 Tablet Table Option Selection
[See Tablet Table Option Selection](#)
- 4 Side Power; see page [ZV1](#)
- 5 Back Power; see page [ZV1](#)
- 6 Standup Surface Laminate Color Selection
[See Laminate Color Selection](#)

Specifications

- Fabric is railroaded.
- Non-patterned textile is recommended.
- Frame interior is upholstery grade plywood with glued solid hardwood cross members reinforced with wood screws.
- Seat has synthetic sheet webbing with cross strap and 3 ¾" thick high resiliency seat polyurethane multi-density foam.
- Back has 1 ¾" thick polyurethane foam, back lumbar has 10 channel stitch detail thru ¾" thick polyurethane foam.
- ¾" of high grade polyurethane foam covers a plywood constructed arm frame.


Description

① Model

Specifications

List Price Per Grade

In-Line Single Seat




ZV6628-FB

- upholstered seat and back
- armless
- fabric application is railroad. Non-patterned fabrics are recommended
- seat side power available, specify and add \$509 list; indicate right or left as seated and color Black (B) or White (W)
- power available in the center of the lower extreme back, USB-C+A add \$268 list or single simplex add \$186 list; specify USB or Simplex and color Black (B) or White (W)
- stand up surface with privacy screen available, add \$605; specify standard JSI laminate for top and the color of felt board for the privacy screen

Dimensions	D	W	H
Overall	30 3/8	27 1/2	36
Seat	20 1/2	27 1/2	17 1/2
Upholstery		Shipping	
COM Ydg	3 1/2	Ctn Wt	82
		Cu Ft	20

COM	\$2,408
A	\$2,462
B	\$2,567
C	\$2,749
D	\$2,981
E	\$3,217
F	\$3,463
G	\$3,813
H	\$4,190
I	\$4,773
J	\$5,480

In-Line Two Seat



ZV6655-FB

- upholstered seat and back
- armless
- fabric application is railroad. Non-patterned fabrics are recommended
- seat side power available, specify and add \$509 list; indicate right or left as seated and color Black (B) or White (W)
- power available in the left and right of the lower extreme back, USB-C+A add \$536 list or single simplex add \$372 list; specify USB or Simplex and color Black (B) or White (W)
- stand up surface with privacy screen available, add \$831; specify standard JSI laminate for top and the color of felt board for the privacy screen

Dimensions	D	W	H
Overall	30 3/8	55	36
Seat	20 1/2	55 1/8	17 1/2
Upholstery		Shipping	
COM Ydg	7	Ctn Wt	154
		Cu Ft	40

COM	\$4,211
A	\$4,317
B	\$4,526
C	\$4,889
D	\$5,359
E	\$5,825
F	\$6,322
G	\$7,021
H	\$7,774
I	\$8,942
J	\$10,349

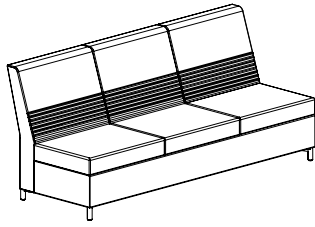
Description

1 Model

Specifications

List Price Per Grade

In-Line Three Seat




ZV6683-FB

- upholstered seat and back
- armless
- fabric application is railroad. Non-patterned fabrics are recommended
- seat side power available, specify and add \$509 list; indicate right or left as seated and color Black (B) or White (W)
- power available in the left, right and center of the lower extreme back, USB-C+A add \$804 list or single simplex add \$558 list; specify USB or Simplex and color Black (B) or White (W)
- stand up surface with privacy screen available, add \$1,096; specify standard JSI laminate for top and the color of felt board for the privacy screen

Dimensions	D	W	H
Overall	30 3/8	82 1/2	36
Seat	20 1/2	82 5/8	17 1/2
Upholstery		Shipping	
COM Ydg	10 1/2	Ctn Wt	224
		Cu Ft	59

COM	List Price
COM	\$6,419
A	\$6,576
B	\$6,890
C	\$7,438
D	\$8,139
E	\$8,839
F	\$9,583
G	\$10,633
H	\$11,757
I	\$13,515
J	\$15,622

72" Radius Wedge with Outside Back



ZV6650-OB

- upholstered seat and back
- armless
- fabric application is railroad. Non-patterned fabrics are recommended
- seat side power available, specify and add \$509 list; indicate right or left as seated and color Black (B) or White (W)
- power available in the center of the lower extreme back, USB-C+A add \$268 list or single simplex add \$186 list; specify USB or Simplex and color Black (B) or White (W)
- stand up surface with privacy screen available, add \$796; specify standard JSI laminate for top and the color of felt board for the privacy screen

Dimensions	D	W	H
Overall	33 1/2	54 7/8	36
Seat	20 1/2	31 1/8	17 1/2
Upholstery		Shipping	
COM Ydg	5 1/2	Ctn Wt	129
		Cu Ft	44

COM	List Price
COM	\$3,226
A	\$3,307
B	\$3,469
C	\$3,758
D	\$4,123
E	\$4,493
F	\$4,881
G	\$5,432
H	\$6,022
I	\$6,941
J	\$8,045

To Order, Specify:

- 1 Model Number
- 2 Fabric Selection - vendor, pattern and color
Visit www.jsifurniture.com/finishes-and-materials/textiles for our textiles program. See selection of standard and graded in manufacturers and patterns.
- 3 Tablet Table Option Selection
[See Tablet Table Option Selection](#)
- 4 Side Power; see page [ZV1](#)
- 5 Back Power; see page [ZV1](#)
- 6 Standup Surface Laminate Color Selection
[See Laminate Color Selection](#)

Specifications

- Fabric is railroaded.
- Non-patterned textile is recommended.
- Frame interior is upholstery grade plywood with glued solid hardwood cross members reinforced with wood screws.
- Seat has synthetic sheet webbing with cross strap and 3 3/8" thick high resiliency seat polyurethane multi-density foam.
- Back has 1 3/4" thick polyurethane foam, back lumbar has 10 channel stitch detail thru 3/8" thick polyurethane foam.
- 3/4" of high grade polyurethane foam covers a plywood constructed arm frame.

Description

① Model

Specifications

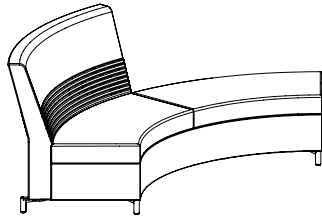
List Price Per Grade

72" Radius Quarter Round with Partial Outside Back

ZV6688-ROB
ZV6688-LOB

Dimensions	D	W	H
Overall	42 1/2	94 7/8	36
Seat	20 1/2	59 1/4	17 1/2
Upholstery		Shipping	
COM Ydg	7	Ctn Wt	231
		Cu Ft	92

COM	\$4,604
A	\$4,710
B	\$4,920
C	\$5,283
D	\$5,750
E	\$6,220
F	\$6,715
G	\$7,416
H	\$8,166
I	\$9,339
J	\$10,742



right shown

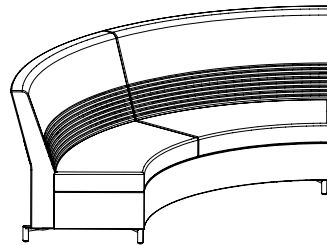
- upholstered seat and back
- armless
- fabric application is railroad. Non-patterned fabrics are recommended
- seat side power available, specify and add \$509 list; indicate right or left as seated and color Black (B) or White (W)
- power available in the center of the lower extreme back, USB-C+A add \$268 list or single simplex add \$186 list; specify USB or Simplex and color Black (B) or White (W)
- stand up surface with privacy screen available, add \$796; specify standard JSI laminate for top and the color of felt board for the privacy screen

72" Radius Quarter Round with Outside Back

ZV6688-FOB

Dimensions	D	W	H
Overall	42 1/2	101 1/2	36
Seat	20 1/2	59 1/4	17 1/2
Upholstery		Shipping	
COM Ydg	11	Ctn Wt	190
		Cu Ft	100


COM	\$5,849
A	\$6,013
B	\$6,340
C	\$6,914
D	\$7,649
E	\$8,387
F	\$9,160
G	\$10,266
H	\$11,443
I	\$13,283
J	\$15,490



- upholstered seat and back
- armless
- fabric application is railroad. Non-patterned fabrics are recommended
- seat side power available, specify and add \$509 list; indicate right or left as seated and color Black (B) or White (W)
- power available in the left and right of the lower extreme back, USB-C+A add \$536 list or single simplex add \$372 list; specify USB or Simplex and color Black (B) or White (W)
- stand up surface with privacy screen available, add \$1,492; specify standard JSI laminate for top and the color of felt board for the privacy screen

Description

72" Radius Quarter Round with Outside Back and Arm



right shown

1 Model

ZV6688-FOB-RA
ZV6688-FOB-LA

- upholstered seat, back and arms
- fabric application is railroad. Non-patterned fabrics are recommended
- tablet available, specify and add \$713 list for standard solid surface or \$602 list for laminate or veneer
- seat side power available, specify and add \$509 list; indicate right or left as seated and color Black (B) or White (W)
- power available in the left and right of the lower extreme back, USB-C+A add \$536 list or single simplex add \$372 list; specify USB or Simplex and color Black (B) or White (W)
- stand up surface with privacy screen available, add \$1,492; specify standard JSI laminate for top and the color of felt board for the privacy screen

Specifications

Dimensions	D	W	H
Overall	42 ½	101 ½	36
Seat	20 ½	59 ¼	17 ½
Arm			26
Upholstery	Shipping		
COM Ydg	11 ¾	Ctn Wt	275
		Cu Ft	100

List Price Per Grade

COM	\$6,292
A	\$6,471
B	\$6,820
C	\$7,433
D	\$8,219
E	\$9,004
F	\$9,836
G	\$11,015
H	\$12,272
I	\$14,237
J	\$16,597

To Order, Specify:

- 1 Model Number
- 2 Fabric Selection - vendor, pattern and color
Visit www.jsifurniture.com/finishes-and-materials/textiles for our textiles program. See selection of standard and graded in manufacturers and patterns.
- 3 Tablet Table Option Selection
[See Tablet Table Option Selection](#)
- 4 Side Power; see page [ZV1](#)
- 5 Back Power; see page [ZV1](#)
- 6 Standup Surface Laminate Color Selection
[See Laminate Color Selection](#)

Specifications

- Fabric is railroaded.
- Non-patterned textile is recommended.
- Frame interior is upholstery grade plywood with glued solid hardwood cross members reinforced with wood screws.
- Seat has synthetic sheet webbing with cross strap and 3 ¾" thick high resiliency seat polyurethane multi-density foam.
- Back has 1 ¾" thick polyurethane foam, back lumbar has 10 channel stitch detail thru ¾" thick polyurethane foam.
- ¾" of high grade polyurethane foam covers a plywood constructed arm frame.

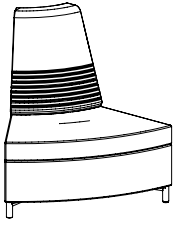
Description

① Model

Specifications

List Price Per Grade

32" Radius Wedge with Inside Back



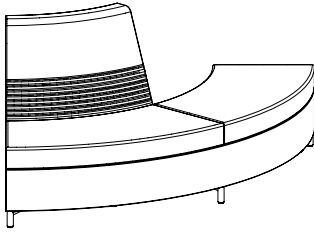
ZV6651-IB

- upholstered seat and back
- armless
- fabric application is railroad. Non-patterned fabrics are recommended
- seat side power available, specify and add \$509 list; indicate right or left as seated and color Black (B) or White (W)

Dimensions	D	W	H
Overall	32 3/4	47 3/8	36
Seat	20 1/2	25 1/8	17 1/2
Upholstery		Shipping	
COM Ydg	4	Ctn Wt	114
		Cu Ft	37

COM	List Price
COM	\$3,178
A	\$3,238
B	\$3,359
C	\$3,566
D	\$3,832
E	\$4,099
F	\$4,382
G	\$4,784
H	\$5,209
I	\$5,880
J	\$6,684

32" Radius Quarter Round with Partial Inside Back



right shown

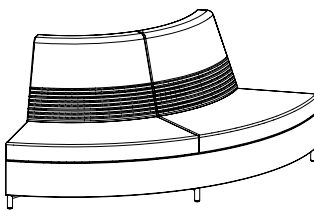
ZV6688-RIB
ZV6688-LIB

- upholstered seat and back
- armless
- fabric application is railroad. Non-patterned fabrics are recommended
- seat side power available, specify and add \$509 list; indicate right or left as seated and color Black (B) or White (W)

Dimensions	D	W	H
Overall	39 1/2	87 5/8	36
Seat	20 1/2	52 7/8	17 1/2
Upholstery		Shipping	
COM Ydg	5 1/2	Ctn Wt	189
		Cu Ft	81

COM	List Price
COM	\$4,552
A	\$4,635
B	\$4,800
C	\$5,087
D	\$5,453
E	\$5,823
F	\$6,209
G	\$6,761
H	\$7,352
I	\$8,271
J	\$9,374

32" Radius Quarter Round with Inside Back



ZV6688-FIB

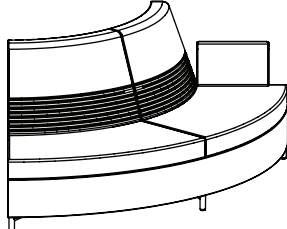
- upholstered seat and back
- armless
- fabric application is railroad. Non-patterned fabrics are recommended
- seat side power available, specify and add \$509 list; indicate right or left as seated and color Black (B) or White (W)

Dimensions	D	W	H
Overall	39 1/2	87 5/8	36
Seat	20 1/2	45 5/8	17 1/2
Upholstery		Shipping	
COM Ydg	8	Ctn Wt	231
		Cu Ft	81

COM	List Price
COM	\$5,745
A	\$5,863
B	\$6,102
C	\$6,520
D	\$7,055
E	\$7,589
F	\$8,153
G	\$8,960
H	\$9,814
I	\$11,154
J	\$12,758

Description

32" Radius Quarter Round with Inside Back



right shown

1 Model

ZV6688-FIB-RA
ZV6688-FIB-LA

- upholstered seat, back and arms
- fabric application is railroad. Non-patterned fabrics are recommended
- tablet available, specify and add \$713 list for standard solid surface or \$602 list for laminate or veneer
- seat side power available, specify and add \$509 list; indicate right or left as seated and color Black (B) or White (W)

Specifications

Dimensions	D	W	H
Overall	39 1/2	87 5/8	36
Seat	20 1/2	45 5/8	17 1/2
Arm			26
Upholstery	Shipping		
COM Ydg	8 3/4	Ctn Wt	242
		Cu Ft	81

List Price Per Grade

COM	\$6,193
A	\$6,323
B	\$6,583
C	\$7,040
D	\$7,625
E	\$8,212
F	\$8,829
G	\$9,706
H	\$10,644
I	\$12,107
J	\$13,865

To Order, Specify:

- 1 Model Number
- 2 Fabric Selection - vendor, pattern and color
Visit www.jsifurniture.com/finishes-and-materials/textiles for our textiles program. See selection of standard and graded in manufacturers and patterns.
- 3 Side Power; see page [ZV1](#)

Specifications

- Fabric is railroaded.
- Non-patterned textile is recommended.
- Frame interior is upholstery grade plywood with glued solid hardwood cross members reinforced with wood screws.
- Seat has synthetic sheet webbing with cross strap and 3 3/8" thick high resiliency seat polyurethane multi-density foam.
- Back has 1 3/4" thick polyurethane foam, back lumbar has 10 channel stitch detail thru 3/8" thick polyurethane foam.
- 3/4" of high grade polyurethane foam covers a plywood constructed arm frame.


Description

① Model

Specifications

List Price Per Grade

54" Radius Wedge with Outside Back




ZV6550-OB

- upholstered seat and back
- armless
- fabric application is railroad. Non-patterned fabrics are recommended
- seat side power available, specify and add \$509 list; indicate right or left as seated and color Black (B) or White (W)
- power available in the center of the lower extreme back, USB-C+A add \$268 list or single simplex add \$186 list; specify USB or Simplex and color Black (B) or White (W)
- stand up surface with privacy screen available, add \$605; specify standard JSI laminate for top and the color of felt board for the privacy screen

Dimensions	D	W	H
Overall	33 1/2	41 1/8	36
Seat	20 1/2	18 1/4	17 1/2
Upholstery		Shipping	
COM Ydg	3 3/4	Ctn Wt	78
		Cu Ft	34

COM	\$2,673
A	\$2,730
B	\$2,840
COL/C	\$3,032
D	\$3,281
E	\$3,529
F	\$3,913
G	\$4,326
H	\$4,767
I	\$5,456
J	\$6,281

54" Radius Quarter Round with Partial Outside Back



right shown

ZV6588-ROB
ZV6588-LOB

- upholstered seat and back
- armless
- fabric application is railroad. Non-patterned fabrics are recommended
- seat side power available, specify and add \$509 list; indicate right or left as seated and color Black (B) or White (W)
- power available in the center of the lower extreme back, USB-C+A add \$268 list or single simplex add \$186 list; specify USB or Simplex and color Black (B) or white (W)
- stand up surface with privacy screen available, add \$605; specify standard JSI laminate for top and the color of felt board for the privacy screen

Dimensions	D	W	H
Overall	42 1/2	95 1/8	36
Seat	20 1/2	33 1/2	17 1/2
Upholstery		Shipping	
COM Ydg	4 3/4	Ctn Wt	139
		Cu Ft	95

COM	\$3,769
A	\$3,839
B	\$3,981
COL/C	\$4,227
D	\$4,545
E	\$4,860
F	\$5,355
G	\$5,880
H	\$6,444
I	\$7,325
J	\$8,379

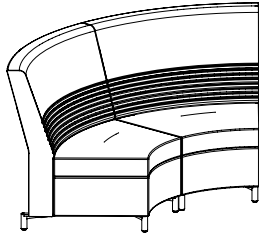
Description

1 Model

Specifications

List Price Per Grade

54" Radius Quarter Round with Outside Back



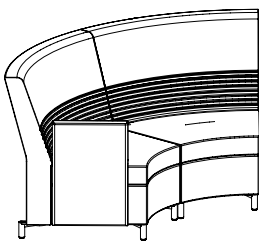
ZV6588-FOB

- upholstered seat and back
- armless
- fabric application is railroad. Non-patterned fabrics are recommended
- seat side power available, specify and add \$509 list; indicate right or left as seated and color Black (B) or White (W)
- power available in the left and right of the lower extreme back, USB-C+A add \$536 list or single simplex add \$372 list; specify USB or Simplex and color Black (B) or white (W)
- stand up surface with privacy screen available, add \$1,297; specify standard JSI laminate for top and the color of felt board for the privacy screen

Dimensions	D	W	H
Overall	44 ½	75 ¾	36
Seat	20 ½	33 ½	17 ½
Upholstery		Shipping	
COM Ydg	6 ½	Ctn Wt	132
		Cu Ft	81

COM	\$4,587
A	\$4,682
B	\$4,875
COL/C	\$5,206
D	\$5,631
E	\$6,060
F	\$6,723
G	\$7,434
H	\$8,193
I	\$9,380
J	\$10,802

54" Radius Quarter Round with Outside Back and Arm



ZV6588-FOB-RA

ZV6588-FOB-LA

- upholstered seat, back and arms
- fabric application is railroad. Non-patterned fabrics are recommended
- tablet available, specify and add \$713 list for standard solid surface or \$602 list for laminate or veneer
- seat side power available, specify and add \$509 list; indicate right or left as seated and color Black (B) or White (W)
- power available in the left and right of the lower extreme back, USB-C+A add \$536 list or single simplex add \$372 list; specify USB or Simplex and color Black (B) or white (W)
- stand up surface with privacy screen available, add \$1,297; specify standard JSI laminate for top and the color of felt board for the privacy screen

Dimensions	D	W	H
Overall	45 ½	75 ¾	36
Seat	20 ½	33 ½	17 ½
Arm			26
Upholstery		Shipping	
COM Ydg	6 ¾	Ctn Wt	142
		Cu Ft	81

COM	\$4,807
A	\$4,912
B	\$5,115
COL/C	\$5,474
D	\$5,936
E	\$6,397
F	\$7,115
G	\$7,882
H	\$8,705
I	\$9,984
J	\$11,524

To Order, Specify:

- 1 Model Number
- 2 Fabric Selection - vendor, pattern and color
Visit www.jsifurniture.com/finishes-and-materials/textiles for our textiles program. See selection of standard and graded in manufacturers and patterns.
- 3 Tablet Table Option Selection
[See Tablet Table Option Selection](#)
- 4 Side Power; see page [ZV1](#)
- 5 Back Power; see page [ZV1](#)
- 6 Standup Surface Laminate Color Selection
[See Laminate Color Selection](#)

Specifications

- Fabric is railroaded.
- Non-patterned textile is recommended.
- Frame interior is upholstery grade plywood with glued solid hardwood cross members reinforced with wood screws.
- Seat has synthetic sheet webbing with cross strap and 3 ¾" thick high resiliency seat polyurethane multi-density foam.
- Back has 1 ¾" thick polyurethane foam, back lumbar has 10 channel stitch detail thru ¾" thick polyurethane foam.
- ¾" of high grade polyurethane foam covers a plywood constructed arm frame.

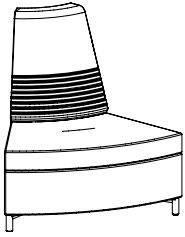
Description

① Model

Specifications

List Price Per Grade

14" Radius Wedge with Inside Back



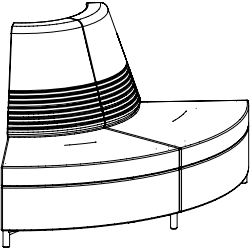
ZV6551-IB

- upholstered seat and back
- armless
- fabric application is railroad. Non-patterned fabrics are recommended
- seat side power available, specify and add \$509 list; indicate right or left as seated and color Black (B) or White (W)

Dimensions	D	W	H
Overall	32 3/4	36 3/8	36
Seat	20 1/2	19 1/2	17 1/2
Upholstery		Shipping	
COM Ydg	3	Ctn Wt	115
		Cu Ft	29

COM	\$2,403
A	\$2,448
B	\$2,537
COL/C	\$2,690
D	\$2,890
E	\$3,091
F	\$3,403
G	\$3,733
H	\$4,090
I	\$4,641
J	\$5,309

14" Radius Quarter Round with Inside Back



ZV6588-FIB

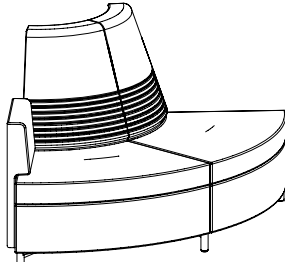
- upholstered seat and back
- armless
- fabric application is railroad. Non-patterned fabrics are recommended
- seat side power available, specify and add \$509 list; indicate right or left as seated and color Black (B) or White (W)

Dimensions	D	W	H
Overall	39 1/2	66 1/2	36
Seat	20 1/2	35 1/2	17 1/2
Upholstery		Shipping	
COM Ydg	5	Ctn Wt	102
		Cu Ft	63

COM	\$4,059
A	\$4,138
B	\$4,289
COL/C	\$4,558
D	\$4,901
E	\$5,247
F	\$5,782
G	\$6,355
H	\$6,968
I	\$7,923
J	\$9,072

Description

14" Radius Quarter Round with Inside Back and Arm



right shown

1 Model

ZV6588-FIB-RA
ZV6588-FIB-LA

- upholstered seat, back and arms
- fabric application is railroad. Non-patterned fabrics are recommended
- tablet available, specify and add \$713 list for standard solid surface or \$602 list for laminate or veneer
- seat side power available, specify and add \$509 list; indicate right or left as seated and color Black (B) or White (W)

Specifications

Dimensions	D	W	H
Overall	39 ½	66 ½	36
Seat	20 ½	35 ½	17 ½
Arm			26
Upholstery	Shipping		
COM Ydg	5 ¾	Ctn Wt	112
		Cu Ft	63

List Price Per Grade

COM	\$4,246
A	\$4,333
B	\$4,504
COL/C	\$4,804
D	\$5,190
E	\$5,575
F	\$6,175
G	\$6,817
H	\$7,504
I	\$8,575
J	\$9,861

To Order, Specify:

- 1 Model Number
- 2 Fabric Selection - vendor, pattern and color
Visit www.jsifurniture.com/finishes-and-materials/textiles for our textiles program. See selection of standard and graded in manufacturers and patterns.
- 3 Side Power; see page [ZV1](#)

Specifications

- Fabric is railroaded.
- Non-patterned textile is recommended.
- Frame interior is upholstery grade plywood with glued solid hardwood cross members reinforced with wood screws.
- Seat has synthetic sheet webbing with cross strap and 3 ¾" thick high resiliency seat polyurethane multi-density foam.
- Back has 1 ¾" thick polyurethane foam, back lumbar has 10 channel stitch detail thru ¾" thick polyurethane foam.
- ¾" of high grade polyurethane foam covers a plywood constructed arm frame.

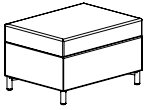
Description

① Model

Specifications

List Price Per Grade

Singe Seat Bench



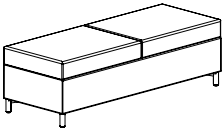
ZV6628

- upholstered seat
- fabric application is railroad. Non-patterned fabrics are recommended
- seat side power available, specify and add \$509 list; indicate right or left as seated and color Black (B) or White (W)

Dimensions	D	W	H
Overall	20 ½	27 ½	17 ½
Upholstery		Shipping	
COM Ydg	2	Ctn Wt	50
		Cu Ft	7

COM	\$1,973
A	\$2,007
B	\$2,064
C	\$2,170
D	\$2,301
E	\$2,435
F	\$2,579
G	\$2,777
H	\$2,991
I	\$3,328
J	\$3,727

Two Seat Bench



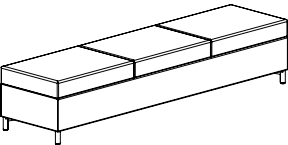
ZV6655

- upholstered seat
- fabric application is railroad. Non-patterned fabrics are recommended
- seat side power available, specify and add \$509 list; indicate right or left as seated and color Black (B) or White (W)

Dimensions	D	W	H
Overall	20 ½	55	17 ½
Upholstery		Shipping	
COM Ydg	4	Ctn Wt	73
		Cu Ft	14

COM	\$3,348
A	\$3,410
B	\$3,528
C	\$3,737
D	\$4,004
E	\$4,273
F	\$4,553
G	\$4,956
H	\$5,383
I	\$6,055
J	\$6,858

Three Seat Bench

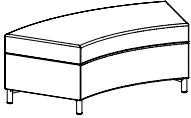


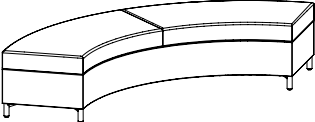
ZV6683

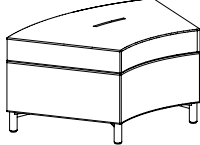
- upholstered seat
- fabric application is railroad. Non-patterned fabrics are recommended
- seat side power available, specify and add \$509 list; indicate right or left as seated and color Black (B) or White (W)

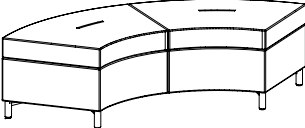
Dimensions	D	W	H
Overall	20 ½	82 ½	17 ½
Upholstery		Shipping	
COM Ydg	6	Ctn Wt	146
		Cu Ft	21

COM	\$4,781
A	\$4,871
B	\$5,051
C	\$5,362
D	\$5,767
E	\$6,164
F	\$6,589
G	\$7,189
H	\$7,831
I	\$8,838
J	\$10,042

Description	1 Model	Specifications	List Price Per Grade																														
72" Radius Wedge Bench 	ZV6647 · upholstered seat · fabric application is railroad. Non-patterned fabrics are recommended · seat side power available, specify and add \$509 list; indicate right or left as seated and color Black (B) or White (W)	<table border="1"> <thead> <tr> <th>Dimensions</th> <th>D</th> <th>W</th> <th>H</th> </tr> </thead> <tbody> <tr> <td>Overall</td> <td>23 5/8</td> <td>47 3/8</td> <td>17 1/2</td> </tr> </tbody> </table>	Dimensions	D	W	H	Overall	23 5/8	47 3/8	17 1/2	<table border="1"> <thead> <tr> <th>COM</th> <th>\$2,074</th> </tr> </thead> <tbody> <tr><td>A</td><td>\$2,116</td></tr> <tr><td>B</td><td>\$2,199</td></tr> <tr><td>C</td><td>\$2,345</td></tr> <tr><td>D</td><td>\$2,528</td></tr> <tr><td>E</td><td>\$2,712</td></tr> <tr><td>F</td><td>\$2,906</td></tr> <tr><td>G</td><td>\$3,183</td></tr> <tr><td>H</td><td>\$3,478</td></tr> <tr><td>I</td><td>\$3,936</td></tr> <tr><td>J</td><td>\$4,488</td></tr> </tbody> </table>	COM	\$2,074	A	\$2,116	B	\$2,199	C	\$2,345	D	\$2,528	E	\$2,712	F	\$2,906	G	\$3,183	H	\$3,478	I	\$3,936	J	\$4,488
		Dimensions	D	W	H																												
Overall	23 5/8	47 3/8	17 1/2																														
COM	\$2,074																																
A	\$2,116																																
B	\$2,199																																
C	\$2,345																																
D	\$2,528																																
E	\$2,712																																
F	\$2,906																																
G	\$3,183																																
H	\$3,478																																
I	\$3,936																																
J	\$4,488																																
<table border="1"> <thead> <tr> <th>Upholstery</th> <th>Shipping</th> </tr> </thead> <tbody> <tr> <td>COM Ydg</td> <td>2 3/4</td> </tr> <tr> <td></td> <td>Ctn Wt</td> </tr> <tr> <td></td> <td>57</td> </tr> <tr> <td></td> <td>Cu Ft</td> </tr> <tr> <td></td> <td>14</td> </tr> </tbody> </table>		Upholstery	Shipping	COM Ydg	2 3/4		Ctn Wt		57		Cu Ft		14																				
Upholstery	Shipping																																
COM Ydg	2 3/4																																
	Ctn Wt																																
	57																																
	Cu Ft																																
	14																																

72" Radius Quarter Round Bench 	ZV6688 · upholstered seat · fabric application is railroad. Non-patterned fabrics are recommended · seat side power available, specify and add \$509 list; indicate right or left as seated and color Black (B) or White (W)	<table border="1"> <thead> <tr> <th>Dimensions</th> <th>D</th> <th>W</th> <th>H</th> </tr> </thead> <tbody> <tr> <td>Overall</td> <td>32 5/8</td> <td>87 5/8</td> <td>17 1/2</td> </tr> </tbody> </table>	Dimensions	D	W	H	Overall	32 5/8	87 5/8	17 1/2	<table border="1"> <thead> <tr> <th>COM</th> <th>\$3,658</th> </tr> </thead> <tbody> <tr><td>A</td><td>\$3,740</td></tr> <tr><td>B</td><td>\$3,904</td></tr> <tr><td>C</td><td>\$4,191</td></tr> <tr><td>D</td><td>\$4,558</td></tr> <tr><td>E</td><td>\$4,925</td></tr> <tr><td>F</td><td>\$5,316</td></tr> <tr><td>G</td><td>\$5,867</td></tr> <tr><td>H</td><td>\$6,457</td></tr> <tr><td>I</td><td>\$7,377</td></tr> <tr><td>J</td><td>\$8,481</td></tr> </tbody> </table>	COM	\$3,658	A	\$3,740	B	\$3,904	C	\$4,191	D	\$4,558	E	\$4,925	F	\$5,316	G	\$5,867	H	\$6,457	I	\$7,377	J	\$8,481
		Dimensions	D	W	H																												
Overall	32 5/8	87 5/8	17 1/2																														
COM	\$3,658																																
A	\$3,740																																
B	\$3,904																																
C	\$4,191																																
D	\$4,558																																
E	\$4,925																																
F	\$5,316																																
G	\$5,867																																
H	\$6,457																																
I	\$7,377																																
J	\$8,481																																
<table border="1"> <thead> <tr> <th>Upholstery</th> <th>Shipping</th> </tr> </thead> <tbody> <tr> <td>COM Ydg</td> <td>5 1/2</td> </tr> <tr> <td></td> <td>Ctn Wt</td> </tr> <tr> <td></td> <td>105</td> </tr> <tr> <td></td> <td>Cu Ft</td> </tr> <tr> <td></td> <td>34</td> </tr> </tbody> </table>		Upholstery	Shipping	COM Ydg	5 1/2		Ctn Wt		105		Cu Ft		34																				
Upholstery	Shipping																																
COM Ydg	5 1/2																																
	Ctn Wt																																
	105																																
	Cu Ft																																
	34																																

54" Radius Wedge Bench 	ZV6547 · upholstered seat · armless · fabric application is railroad. Non-patterned fabrics are recommended	<table border="1"> <thead> <tr> <th>Dimensions</th> <th>D</th> <th>W</th> <th>H</th> </tr> </thead> <tbody> <tr> <td>Overall</td> <td>29 5/8</td> <td>34 3/8</td> <td>17 1/2</td> </tr> </tbody> </table>	Dimensions	D	W	H	Overall	29 5/8	34 3/8	17 1/2	<table border="1"> <thead> <tr> <th>COM</th> <th>\$1,837</th> </tr> </thead> <tbody> <tr><td>A</td><td>\$1,867</td></tr> <tr><td>B</td><td>\$1,931</td></tr> <tr><td>COL/C</td><td>\$2,037</td></tr> <tr><td>D</td><td>\$2,176</td></tr> <tr><td>E</td><td>\$2,314</td></tr> <tr><td>F</td><td>\$2,528</td></tr> <tr><td>G</td><td>\$2,758</td></tr> <tr><td>H</td><td>\$3,002</td></tr> <tr><td>I</td><td>\$3,383</td></tr> <tr><td>J</td><td>\$3,844</td></tr> </tbody> </table>	COM	\$1,837	A	\$1,867	B	\$1,931	COL/C	\$2,037	D	\$2,176	E	\$2,314	F	\$2,528	G	\$2,758	H	\$3,002	I	\$3,383	J	\$3,844
		Dimensions	D	W	H																												
Overall	29 5/8	34 3/8	17 1/2																														
COM	\$1,837																																
A	\$1,867																																
B	\$1,931																																
COL/C	\$2,037																																
D	\$2,176																																
E	\$2,314																																
F	\$2,528																																
G	\$2,758																																
H	\$3,002																																
I	\$3,383																																
J	\$3,844																																
<table border="1"> <thead> <tr> <th>Upholstery</th> <th>Shipping</th> </tr> </thead> <tbody> <tr> <td>COM Ydg</td> <td>2</td> </tr> <tr> <td></td> <td>Ctn Wt</td> </tr> <tr> <td></td> <td>34</td> </tr> <tr> <td></td> <td>Cu Ft</td> </tr> <tr> <td></td> <td>13</td> </tr> </tbody> </table>		Upholstery	Shipping	COM Ydg	2		Ctn Wt		34		Cu Ft		13																				
Upholstery	Shipping																																
COM Ydg	2																																
	Ctn Wt																																
	34																																
	Cu Ft																																
	13																																

54" Radius Quarter Round Bench 	ZV6588 · upholstered seat · armless · fabric application is railroad. Non-patterned fabrics are recommended	<table border="1"> <thead> <tr> <th>Dimensions</th> <th>D</th> <th>W</th> <th>H</th> </tr> </thead> <tbody> <tr> <td>Overall</td> <td>32 5/8</td> <td>63 5/8</td> <td>17 1/2</td> </tr> </tbody> </table>	Dimensions	D	W	H	Overall	32 5/8	63 5/8	17 1/2	<table border="1"> <thead> <tr> <th>COM</th> <th>\$2,923</th> </tr> </thead> <tbody> <tr><td>A</td><td>\$2,969</td></tr> <tr><td>B</td><td>\$3,061</td></tr> <tr><td>COL/C</td><td>\$3,223</td></tr> <tr><td>D</td><td>\$3,427</td></tr> <tr><td>E</td><td>\$3,634</td></tr> <tr><td>F</td><td>\$3,957</td></tr> <tr><td>G</td><td>\$4,303</td></tr> <tr><td>H</td><td>\$4,668</td></tr> <tr><td>I</td><td>\$5,242</td></tr> <tr><td>J</td><td>\$5,932</td></tr> </tbody> </table>	COM	\$2,923	A	\$2,969	B	\$3,061	COL/C	\$3,223	D	\$3,427	E	\$3,634	F	\$3,957	G	\$4,303	H	\$4,668	I	\$5,242	J	\$5,932
		Dimensions	D	W	H																												
Overall	32 5/8	63 5/8	17 1/2																														
COM	\$2,923																																
A	\$2,969																																
B	\$3,061																																
COL/C	\$3,223																																
D	\$3,427																																
E	\$3,634																																
F	\$3,957																																
G	\$4,303																																
H	\$4,668																																
I	\$5,242																																
J	\$5,932																																
<table border="1"> <thead> <tr> <th>Upholstery</th> <th>Shipping</th> </tr> </thead> <tbody> <tr> <td>COM Ydg</td> <td>3</td> </tr> <tr> <td></td> <td>Ctn Wt</td> </tr> <tr> <td></td> <td>63</td> </tr> <tr> <td></td> <td>Cu Ft</td> </tr> <tr> <td></td> <td>26</td> </tr> </tbody> </table>		Upholstery	Shipping	COM Ydg	3		Ctn Wt		63		Cu Ft		26																				
Upholstery	Shipping																																
COM Ydg	3																																
	Ctn Wt																																
	63																																
	Cu Ft																																
	26																																

To Order, Specify:

- 1 Model Number
- 2 Fabric Selection - vendor, pattern and color
 Visit www.jsifurniture.com/finishes-and-materials/textiles for our textiles program. See selection of standard and graded in manufacturers and patterns.

Specifications

- Fabric is railroaded.
- Non-patterned textile is recommended.
- Frame interior is upholstery grade plywood with glued solid hardwood cross members reinforced with wood screws.
- Seat has synthetic sheet webbing with cross strap and 3 5/8" thick high resiliency seat polyurethane multi-density foam.
- Back has 1 3/4" thick polyurethane foam, back lumbar has 10 channel stitch detail thru 3/8" thick polyurethane foam.
- 3/4" of high grade polyurethane foam covers a plywood constructed arm frame.
- Linking bracket included.

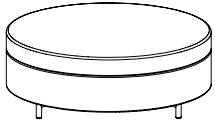
Description

1 Model

Specifications

List Price Per Grade

48" dia. Ottoman



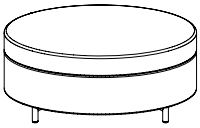
ZV6648

- upholstered seat
- fabric application is railroad. Non-patterned fabrics are recommended

Dimensions	D	W	H
Overall	48	48	17 ½
Upholstery		Shipping	
COM Ydg	4	Ctn Wt	95
		Cu Ft	27

COM	\$2,809
A	\$2,871
B	\$2,989
C	\$3,198
D	\$3,464
E	\$3,733
F	\$4,017
G	\$4,417
H	\$4,844
I	\$5,514
J	\$6,319

42" dia. Ottoman



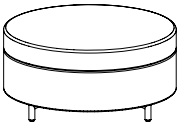
ZV6642

- upholstered seat
- fabric application is railroad. Non-patterned fabrics are recommended

Dimensions	D	W	H
Overall	42	42	17 ½
Upholstery		Shipping	
COM Ydg	4	Ctn Wt	79
		Cu Ft	21

COM	\$2,368
A	\$2,428
B	\$2,548
C	\$2,757
D	\$3,022
E	\$3,291
F	\$3,573
G	\$3,976
H	\$4,403
I	\$5,071
J	\$5,877

36" dia. Ottoman

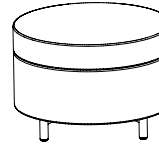


ZV6636

- upholstered seat
- fabric application is railroad. Non-patterned fabrics are recommended

Dimensions	D	W	H
Overall	36	36	17 ½
Upholstery		Shipping	
COM Ydg	3 ½	Ctn Wt	65
		Cu Ft	16

COM	\$1,908
A	\$1,963
B	\$2,067
C	\$2,247
D	\$2,481
E	\$2,716
F	\$2,966
G	\$3,316
H	\$3,691
I	\$4,275
J	\$4,978

Description	① Model	Specifications			List Price Per Grade													
24" dia. Ottoman	ZV6624 · upholstered seat · fabric application is railroad. Non-patterned fabrics are recommended	<table border="1"> <thead> <tr> <th data-bbox="841 184 982 214">Dimensions</th> <th data-bbox="1015 184 1047 214">D</th> <th data-bbox="1128 184 1161 214">W</th> <th data-bbox="1242 184 1274 214">H</th> </tr> </thead> <tbody> <tr> <td data-bbox="841 224 982 254">Overall</td> <td data-bbox="1015 224 1047 254">24</td> <td data-bbox="1128 224 1161 254">24</td> <td data-bbox="1242 224 1274 254">17½</td> </tr> </tbody> </table>			Dimensions	D	W	H	Overall	24	24	17½	COM \$1,478					
Dimensions	D	W	H															
Overall	24	24	17½															
		<table border="1"> <thead> <tr> <th data-bbox="841 264 1084 294">Upholstery</th> <th colspan="3" data-bbox="1092 264 1307 294">Shipping</th> </tr> </thead> <tbody> <tr> <td data-bbox="841 304 1084 333">COM Ydg</td> <td data-bbox="1015 304 1047 333">1½</td> <td data-bbox="1092 304 1230 333">Ctn Wt</td> <td data-bbox="1242 304 1274 333">48</td> </tr> <tr> <td data-bbox="841 344 1084 373"></td> <td data-bbox="1015 344 1047 373"></td> <td data-bbox="1092 344 1230 373">Cu Ft</td> <td data-bbox="1242 344 1274 373">8</td> </tr> </tbody> </table>			Upholstery	Shipping			COM Ydg	1½	Ctn Wt	48			Cu Ft	8	A \$1,501	
		Upholstery	Shipping															
		COM Ydg	1½	Ctn Wt	48													
				Cu Ft	8													
			B \$1,547															
			COL/C \$1,627															
			D \$1,731															
			E \$1,833															
			F \$1,994															
			G \$2,165															
			H \$2,352															
			I \$2,637															
			J \$2,981															

To Order, Specify:

- ① Model Number
- ② Fabric Selection - vendor, pattern and color
 Visit www.jsifurniture.com/finishes-and-materials/textiles for our textiles program. See selection of standard and graded in manufacturers and patterns.

Specifications

- Fabric is railroaded.
- Non-patterned textile is recommended.
- Frame interior is upholstery grade plywood with glued solid hardwood cross members reinforced with wood screws.
- Seat has synthetic sheet webbing with cross strap and 3 ¾" thick high resiliency seat polyurethane multi-density foam.
- Back has 1 ¾" thick polyurethane foam, back lumbar has 10 channel stitch detail thru ¾" thick polyurethane foam.
- ¾" of high grade polyurethane foam covers a plywood constructed arm frame.
- Linking bracket included.

ZIVA

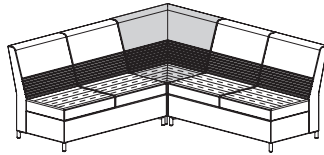
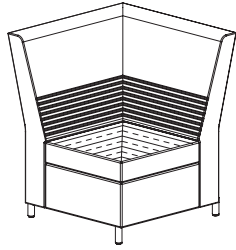
Description

1 Model

Specifications

List Price Per Grade

Square Corner Unit
Center - Fabric Diagonal



*CUD - in application

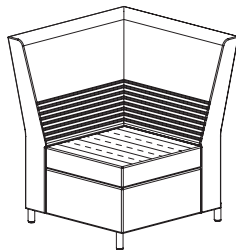
ZV6600-CUD

- upholstered seat and back
- fabric runs diagonal
- power available in the left and right of the lower extreme back, USB-C+A add \$536 list or single simplex add \$372 list; specify USB or Simplex and color Black (B) or White (W)
- stand up surface with privacy screen available, add \$744; specify standard JSI laminate for top and the color of felt board for the privacy screen

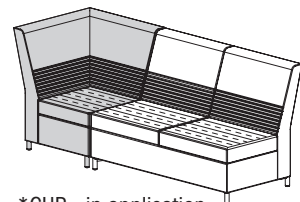
Dimensions	D	W	H
Overall	30 3/8	30 3/8	36
Seat	20 1/2	20 1/2	17 1/2
Upholstery		Shipping	
COM Ydg	4	Ctn Wt	79
		Cu Ft	30

COM	\$2,969
A	\$3,028
B	\$3,142
COL/C	\$3,343
D	\$3,602
E	\$3,860
F	\$4,265
G	\$4,696
H	\$5,155
I	\$5,876
J	\$6,738

Square Corner Unit
Right - Fabric Runs Right



right shown



*CUR - in application

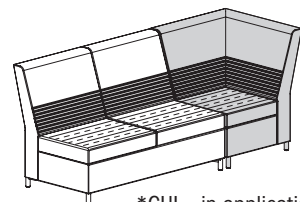
ZV6600-CUR

ZV6600-CUL

- upholstered seat and back
- fabric runs to the right
- seat side power available, specify and add \$509 list; indicate color Black (B) or White (W)
- power available in the left and right of the lower extreme back, USB-C+A add \$536 list or single simplex add \$372 list; specify USB or Simplex and color Black (B) or White (W)
- stand up surface with privacy screen available, add \$744; specify standard JSI laminate for top and the color of felt board for the privacy screen

Dimensions	D	W	H
Overall	30 3/8	30 3/8	36
Seat	20 1/2	20 1/2	17 1/2
Upholstery		Shipping	
COM Ydg	4	Ctn Wt	79
		Cu Ft	30

COM	\$2,969
A	\$3,028
B	\$3,142
COL/C	\$3,343
D	\$3,602
E	\$3,860
F	\$4,265
G	\$4,696
H	\$5,155
I	\$5,876
J	\$6,738



*CUL - in application

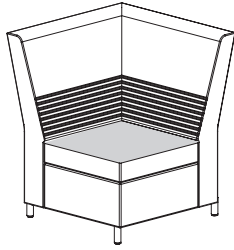
Description

1 Model

Specifications

List Price Per Grade

Corner Table Unit with Upholstery - Laminate Diagonal

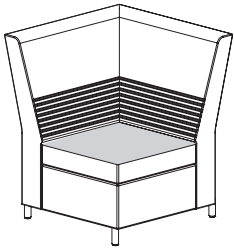


- ZV6600-CTF**
- upholstered back and worksurface
 - fabric runs to the left
 - surface is laminate
 - power available in the left and right of the lower extreme back, USB-C+A add \$536 list or single simplex add \$372 list; specify USB or Simplex and color Black (B) or White (W)
 - stand up surface with privacy screen available, add \$744; specify standard JSI laminate for top and the color of felt board for the privacy screen

Dimensions	D	W	H
Overall	30 3/8	30 3/8	36
Seat	20 1/2	20 1/2	17 1/2
Upholstery		Shipping	
COM Ydg	4	Ctn Wt	82
		Cu Ft	30

COM	\$3,095
A	\$3,150
B	\$3,261
COL/C	\$3,453
D	\$3,704
E	\$3,951
F	\$4,340
G	\$4,755
H	\$5,196
I	\$5,887
J	\$6,716

Corner Table Unit with Upholstery - Veneer Diagonal



- ZV6600-CVV**
- upholstered back and worksurface
 - fabric runs diagonal
 - surface is veneer - grain runs diagonal
 - power available in the left and right of the lower extreme back, USB-C+A add \$536 list or single simplex add \$372 list; specify USB or Simplex and color Black (B) or White (W)
 - stand up surface with privacy screen available, add \$744; specify standard JSI laminate for top and the color of felt board for the privacy screen

Dimensions	D	W	H
Overall	30 3/8	30 3/8	36
Seat	20 1/2	20 1/2	17 1/2
Upholstery		Shipping	
COM Ydg	4	Ctn Wt	82
		Cu Ft	30

COM	\$3,354
A	\$3,408
B	\$3,517
COL/C	\$3,713
D	\$3,962
E	\$4,211
F	\$4,597
G	\$5,013
H	\$5,455
I	\$6,147
J	\$6,979

To Order, Specify:

- 1 Model Number
- 2 Fabric Selection - vendor, pattern and color
Visit www.jsifurniture.com/finishes-and-materials/textiles for our textiles program. See selection of standard and graded in manufacturers and patterns.
- 3 Back Power; see page [ZV1](#)
- 4 Standup Surface Laminate Color Selection
[See Laminate Color Selection](#)

Specifications

- Fabric is railroaded.
- Non-patterned textile is recommended.
- Frame interior is upholstery grade plywood with glued solid hardwood cross members reinforced with wood screws.
- Seat has synthetic sheet webbing with cross strap and 3 3/8" thick high resiliency seat polyurethane multi-density foam.
- Back has 1 3/4" thick polyurethane foam, back lumbar has 10 channel stitch detail thru 3/8" thick polyurethane foam.
- 3/4" of high grade polyurethane foam covers a plywood constructed arm frame.

Description

① Model

Specifications

List Price Per Grade

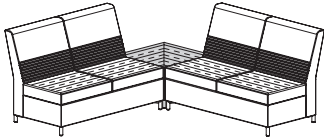
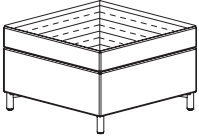
Square Corner Ottoman -
Fabric Diagonal

ZV6610-BD

- fabric runs to the left
- fabric runs diagonal
- seat side power available, specify and add \$509 list; indicate right or left as seated and color Black (B) or White (W)

Dimensions	D	W	H
Overall	26	26	17½
Seat	26	26	17½
Upholstery		Shipping	
COM Ydg	2½	Ctn Wt	43
		Cu Ft	10

COM	\$1,870
A	\$1,905
B	\$1,973
COL/C	\$2,096
D	\$2,250
E	\$2,407
F	\$2,648
G	\$2,908
H	\$3,186
I	\$3,621
J	\$4,140



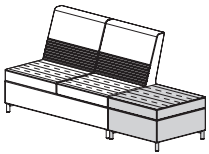
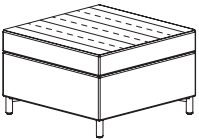
Square Corner Ottoman-
Fabric Railroad

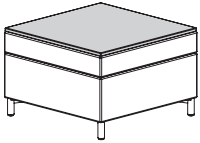
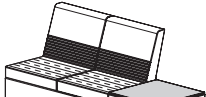
ZV6610-BR

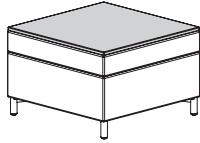

- fabric runs railroad
- seat side power available, specify and add \$509 list; indicate right or left as seated and color Black (B) or White (W)

Dimensions	D	W	H
Overall	26	26	17½
Seat	26	26	17½
Upholstery		Shipping	
COM Ydg	2½	Ctn Wt	43
		Cu Ft	10

COM	\$1,870
A	\$1,905
B	\$1,973
COL/C	\$2,096
D	\$2,250
E	\$2,407
F	\$2,648
G	\$2,908
H	\$3,186
I	\$3,621
J	\$4,140



Description	① Model	Specifications				List Price Per Grade	
Table Ottoman with Upholstery - Veneer Surface  	ZV6610-TVW · veneer top · fabric chassis · surface is veneer · seat side power available, specify and add \$509 list; indicate right or left as seated and color Black (B) or White (W)	Dimensions		D	W	H	COM \$2,312
		Overall	26	26	17½	A \$2,346	
		Seat	26	26	17½	B \$2,416	COL/C \$2,537
		Upholstery		Shipping		D \$2,692	E \$2,848
		COM Ydg	2½	Ctn Wt	46	F \$3,093	G \$3,353
				Cu Ft	10	H \$3,629	I \$4,063
						J \$4,581	

Description	① Model	Specifications				List Price Per Grade	
Table Ottoman with Upholstery - Laminate Surface  	ZV6610-TTF · laminate top · fabric chassis · surface is laminate · seat side power available, specify and add \$509 list; indicate right or left as seated and color Black (B) or White (W)	Dimensions		D	W	H	COM \$2,050
		Overall	26	26	17½	A \$2,085	
		Seat	26	26	17½	B \$2,154	COL/C \$2,276
		Upholstery		Shipping		D \$2,431	E \$2,588
		COM Ydg	2½	Ctn Wt	46	F \$2,832	G \$3,091
				Cu Ft	10	H \$3,368	I \$3,801
						J \$4,320	

To Order, Specify:

- ① Model Number
- ② Fabric Selection - vendor, pattern and color
Visit www.jsifurniture.com/finishes-and-materials/textiles for our textiles program. See selection of standard and graded in manufacturers and patterns.
- ③ Side Power; see page [ZV1](#)

Specifications

- Fabric is railroaded.
- Non-patterned textile is recommended.
- Frame interior is upholstery grade plywood with glued solid hardwood cross members reinforced with wood screws.
- Seat has synthetic sheet webbing with cross strap and 3 ¾" thick high resiliency seat polyurethane multi-density foam.
- Back has 1 ¾" thick polyurethane foam, back lumbar has 10 channel stitch detail thru ¾" thick polyurethane foam.
- ¾" of high grade polyurethane foam covers a plywood constructed arm frame.

Description

① Model

Specifications

List Price Per Grade

Table Ottoman with Upholstery -
Veneer Surface Diagonal Grain

ZV6610-DWV

- veneer top - grain runs diagonal
- fabric chassis
- surface is veneer - grain runs diagonal
- seat side power available, specify and add \$509 list; indicate right or left as seated and color Black (B) or White (W)

Dimensions	D	W	H
Overall	26	26	17½
Seat	26	26	17½
Upholstery		Shipping	
COM Ydg	2½	Ctn Wt	46
		Cu Ft	10

- COM \$2,312
- A \$2,346
- B \$2,416
- COL/C \$2,537
- D \$2,692
- E \$2,848
- F \$3,093
- G \$3,353
- H \$3,629
- I \$4,063
- J \$4,581


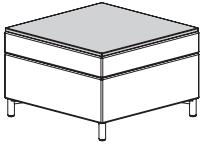



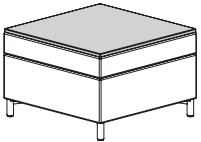
Table Ottoman with Upholstery -
Laminate Surface Diagonal Grain

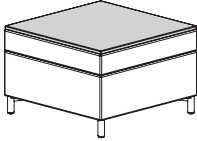
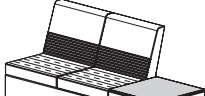
ZV6610-DTF

- laminate top- grain runs diagonal
- fabric chassis
- surface is laminate - grain runs diagonal
- seat side power available, specify and add \$509 list; indicate right or left as seated and color Black (B) or White (W)

Dimensions	D	W	H
Overall	26	26	17½
Seat	26	26	17½
Upholstery		Shipping	
COM Ydg	2½	Ctn Wt	46
		Cu Ft	10

- COM \$2,050
- A \$2,085
- B \$2,154
- COL/C \$2,276
- D \$2,431
- E \$2,588
- F \$2,832
- G \$3,091
- H \$3,368
- I \$3,801
- J \$4,320



Description	① Model	Specifications			List Price Per Grade		
Table Ottoman with Upholstery - Solid Surface	ZV6610-TSS · solid surface top · fabric chassis · surface is solid surface · seat side power available, specify and add \$509 list; indicate right or left as seated and color Black (B) or White (W)	Dimensions			COM	\$2,747	
		Overall	26	26	17½	A	\$2,785
		Seat			B	\$2,853	
		Seat	26	26	17½	COL/C	\$2,974
		Upholstery		Shipping			
		COM Ydg	2½	Ctn Wt	46	D	\$3,130
				Cu Ft	10	E	\$3,285
						F	\$3,528
				G	\$3,788		
				H	\$3,800		
				I	\$4,498		
				J	\$5,019		

To Order, Specify:

- ① Model Number
- ② Fabric Selection - vendor, pattern and color
Visit www.jsifurniture.com/finishes-and-materials/textiles for our textiles program. See selection of standard and graded in manufacturers and patterns.
- ③ Side Power; see page [ZV1](#)

Specifications

- Fabric is railroaded.
- Non-patterned textile is recommended.
- Frame interior is upholstery grade plywood with glued solid hardwood cross members reinforced with wood screws.
- Seat has synthetic sheet webbing with cross strap and 3 ¾" thick high resiliency seat polyurethane multi-density foam.
- Back has 1 ¾" thick polyurethane foam, back lumbar has 10 channel stitch detail thru ¾" thick polyurethane foam.
- ¾" of high grade polyurethane foam covers a plywood constructed arm frame.

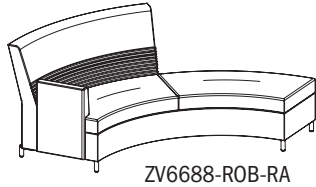
Description

1 Model


Specifications

List Price Per Grade

72" Radius Quarter Round with Partial Outside Back and Right Arm



ZV6688-ROB-RA



ZV6688-LOB-LA

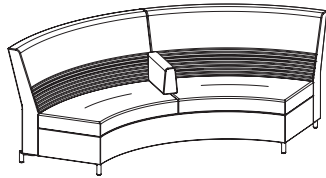
ZV6688-ROB-RA
ZV6688-LOB-LA

- upholstered seat and back
- fabric application is railroad. Non-patterned fabrics are recommended
- seat side power available, specify and add \$509 list; indicate right or left as seated and color Black (B) or White (W)
- power available in the center of the lower extreme back, USB-C+A add \$268 list or single simplex add \$186 list; specify USB or Simplex and color Black (B) or White (W)
- stand up surface with privacy screen available, add \$796; specify standard JSI laminate for top and the color of felt board for the privacy screen
- tablet available, specify and add \$713 list for standard solid surface or \$602 list for laminate or veneer

Dimensions	D	W	H
Overall	42 1/2	95 7/8	36
Seat	20 1/2	26	17 1/2
Arm			
Upholstery		Shipping	
COM Ydg	7 3/4	Ctn Wt	231
		Cu Ft	92

COM	\$5,052
A	\$5,174
B	\$5,406
COL/C	\$5,814
D	\$6,339
E	\$6,867
F	\$7,450
G	\$8,244
H	\$9,093
I	\$10,424
J	\$12,016

72" Radius Quarter Round with Outside Back and Center Arm



ZV6688-FOB-CA

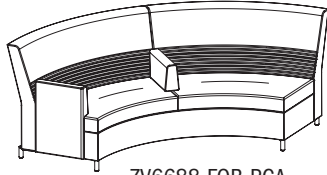
- upholstered seat and back
- fabric application is railroad. Non-patterned fabrics are recommended
- seat side power available, specify and add \$509 list; indicate right or left as seated and color Black (B) or White (W)
- power available in the left and right of the lower extreme back, USB-C+A add \$536 list or single simplex add \$372 list; specify USB or Simplex and color Black (B) or White (W)
- stand up surface with privacy screen available, add \$1,492; specify standard JSI laminate for top and the color of felt board for the privacy screen

Dimensions	D	W	H
Overall	42 1/2	101 1/2	36
Seat	20 1/2	26	17 1/2
Upholstery		Shipping	
COM Ydg	11 3/4	Ctn Wt	190
		Cu Ft	100

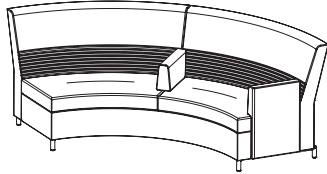
COM	\$6,298
A	\$6,477
B	\$6,829
COL/C	\$7,446
D	\$8,237
E	\$9,033
F	\$9,896
G	\$11,093
H	\$12,371
I	\$14,368
J	\$16,764

Description

72" Radius Quarter Round with Outside Back and Right and Center Arm



ZV6688-FOB-RCA



ZV6688-FOB-LCA

1 Model

ZV6688-FOB-RCA
ZV6688-FOB-LCA

- upholstered seat and back
- fabric application is railroad.
- Non-patterned fabrics are recommended
- seat side power available, specify and add \$509 list; indicate right or left as seated and color Black (B) or White (W)
- power available in the left and right of the lower extreme back, USB-C+A add \$536 list or single simplex add \$372 list; specify USB or Simplex and color Black (B) or White (W)
- stand up surface with privacy screen available, add \$1,492; specify standard JSI laminate for top and the color of felt board for the privacy screen

Specifications

Dimensions	D	W	H
Overall	42 ½	101 ½	36
Seat	20 ½	26	17 ½
Arm			
Upholstery	Shipping		
COM Ydg	12 ½	Ctn Wt	200
		Cu Ft	100

List Price Per Grade

COM	\$6,742
A	\$6,934
B	\$7,307
COL/C	\$7,966
D	\$8,807
E	\$9,651
F	\$10,571
G	\$11,843
H	\$13,202
I	\$15,321
J	\$17,872

To Order, Specify:

- 1 Model Number
- 2 Fabric Selection - vendor, pattern and color
Visit www.jsifurniture.com/finishes-and-materials/textiles for our textiles program. See selection of standard and graded in manufacturers and patterns.
- 3 Tablet Table Option Selection
[See Tablet Table Option Selection](#)
- 4 Side Power; see page [ZV1](#)
- 5 Back Power; see page [ZV1](#)
- 6 Standup Surface Laminate Color Selection
[See Laminate Color Selection](#)

Specifications

- Fabric is railroaded.
- Non-patterned textile is recommended.
- Frame interior is upholstery grade plywood with glued solid hardwood cross members reinforced with wood screws.
- Seat has synthetic sheet webbing with cross strap and 3 ¾" thick high resiliency seat polyurethane multi-density foam.
- Back has 1 ¾" thick polyurethane foam, back lumbar has 10 channel stitch detail thru ¾" thick polyurethane foam.
- ¾" of high grade polyurethane foam covers a plywood constructed arm frame.

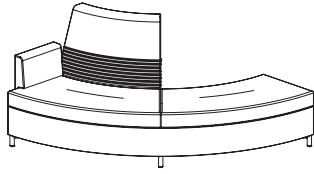
Description

① Model

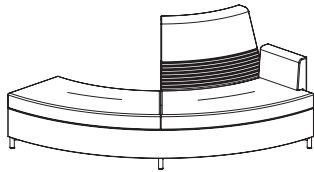
Specifications

List Price Per Grade

32" Radius Quarter Round with Partial Inside Back and Right Arm



ZV6688-RIB-RA



ZV6688-LIB-LA

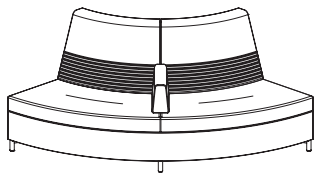
ZV6688-RIB-RA
ZV6688-LIB-LA

- upholstered seat and back
- fabric application is railroad. Non-patterned fabrics are recommended
- seat side power available, specify and add \$509 list; indicate right or left as seated and color Black (B) or White (W)
- tablet available, specify and add \$713 list for standard solid surface or \$602 list for laminate or veneer

Dimensions	D	W	H
Overall	39 1/2	88 3/8	36
Seat	20 1/2	26	17 1/2
Arm			
Upholstery		Shipping	
COM Ydg	6 1/4	Ctn Wt	189
		Cu Ft	81

COM	\$5,002
A	\$5,100
B	\$5,287
COL/C	\$5,620
D	\$6,042
E	\$6,467
F	\$6,944
G	\$7,589
H	\$8,279
I	\$9,356
J	\$10,650

32" Radius Quarter Round with Inside Back and Center Arm



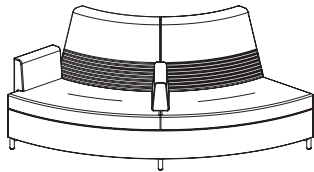
ZV6688-FIB-CA

- upholstered seat and back
- fabric application is railroad. Non-patterned fabrics are recommended
- seat side power available, specify and add \$509 list; indicate right or left as seated and color Black (B) or White (W)

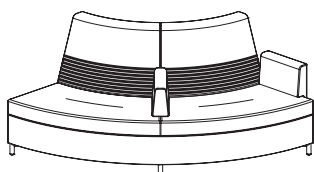
Dimensions	D	W	H
Overall	39 1/2	87 5/8	36
Seat	20 1/2	26	17 1/2
Arm			
Upholstery		Shipping	
COM Ydg	8 3/4	Ctn Wt	231
		Cu Ft	81

COM	\$6,193
A	\$6,327
B	\$6,588
COL/C	\$7,053
D	\$7,644
E	\$8,236
F	\$8,888
G	\$9,787
H	\$10,742
I	\$12,239
J	\$14,035

32" Radius Quarter Round with Inside Back and Right and Center Arm



ZV6688-FIB-RCA



ZV6688-FIB-LCA

ZV6688-FIB-RCA
ZV6688-FIB-LCA

- upholstered seat and back
- fabric application is railroad. Non-patterned fabrics are recommended
- seat side power available, specify and add \$509 list; indicate right or left as seated and color Black (B) or White (W)
- tablet available, specify and add \$713 list for standard solid surface or \$602 list for laminate or veneer

Dimensions	D	W	H
Overall	39 1/2	87 5/8	36
Seat	20 1/2	26	17 1/2
Arm			
Upholstery		Shipping	
COM Ydg	9 1/2	Ctn Wt	242
		Cu Ft	81

COM	\$6,641
A	\$6,786
B	\$7,070
COL/C	\$7,571
D	\$8,214
E	\$8,857
F	\$9,565
G	\$10,533
H	\$11,571
I	\$13,192
J	\$15,139

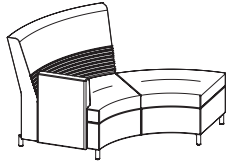
Description

1 Model


Specifications

List Price Per Grade

54" Radius Quarter Round with Partial Outside Back and Right Arm



ZV6588-ROB-RA



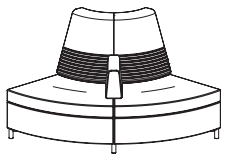
ZV6588-LOB-LA

- ZV6588-ROB-RA**
ZV6588-LOB-LA
- upholstered seat and back
 - fabric application is railroad. Non-patterned fabrics are recommended
 - seat side power available, specify and add \$509 list; indicate right or left as seated and color Black (B) or White (W)
 - power available in the center of the lower extreme back, USB-C+A add \$268 list or single simplex add \$186 list; specify USB or Simplex and color Black (B) or White (W)
 - tablet available, specify and add \$713 list for standard solid surface or \$602 list for laminate or veneer
 - stand up surface with privacy screen available, add \$605; specify standard JSI laminate for top and the color of felt board for the privacy screen

Dimensions	D	W	H
Overall	42 ½	96 ⅞	36
Seat	20 ½	33 ½	17 ½
Arm			
Upholstery	Shipping		
COM Ydg	5 ½	Ctn Wt	139
		Cu Ft	95

COM	\$4,219
A	\$4,303
B	\$4,469
COL/C	\$4,760
D	\$5,133
E	\$5,507
F	\$6,089
G	\$6,708
H	\$7,372
I	\$8,409
J	\$9,655

14" Radius Quarter Round with Inside Back and Center Arm



- ZV6588-FIB-CA**
- upholstered seat and back
 - fabric application is railroad. Non-patterned fabrics are recommended
 - seat side power available, specify and add \$509 list; indicate right or left as seated and color Black (B) or White (W)
 - tablet available, specify and add \$713 list for standard solid surface or \$602 list for laminate or veneer

Dimensions	D	W	H
Overall	39 ½	66 ½	36
Seat	20 ½	35 ½	17 ½
Upholstery	Shipping		
COM Ydg	5 ¾	Ctn Wt	102
		Cu Ft	63

COM	\$4,508
A	\$4,600
B	\$4,774
COL/C	\$5,091
D	\$5,491
E	\$5,892
F	\$6,518
G	\$7,183
H	\$7,896
I	\$9,007
J	\$10,348

To Order, Specify:

- 1 Model Number
- 2 Fabric Selection - vendor, pattern and color
Visit www.jsifurniture.com/finishes-and-materials/textiles for our textiles program. See selection of standard and graded in manufacturers and patterns.
- 3 Side Power; see page [ZV1](#)
- 4 Tablet Table Option Selection
[See Tablet Table Option Selection](#)

Specifications

- Fabric is railroaded.
- Non-patterned textile is recommended.
- Frame interior is upholstery grade plywood with glued solid hardwood cross members reinforced with wood screws.
- Seat has synthetic sheet webbing with cross strap and 3 ⅜" thick high resiliency seat polyurethane multi-density foam.
- Back has 1 ¾" thick polyurethane foam, back lumbar has 10 channel stitch detail thru ¾" thick polyurethane foam.
- ¾" of high grade polyurethane foam covers a plywood constructed arm frame.

Ziva Tables Order Check List:



Specify:

- 1. Model Number**
- 2. Top Material**
 - a.) Veneer**
 - 1.) Wood Finish**
 - b.) Laminate**
 - 1.) Laminate Color**
 - c.) Solid Surface**
 - 1.) Solid Surface Color**

Example:

ZVV2448-18MT | **VENEER** | **MCH**
 (model #) | (top material) | (finish)

1. Model Number

2b.) Laminate

2. Top Material Selection:

a.) Veneer

ESS Essentials Veneer Collection

BRK	Brickdust	MIN	Mineral
CSK	Cask	MCH	Mocha
CLY	Clay	OBK	Outback
FAW	Fawn	PIL	Pilsner
FLX	Flax	SIE	Sienna
FLN	Flint	TRF	Truffle
LOF	Loft	UMB	Umber
MES	Mesa	VAL	Valley

ART Artisan Veneer Collection

BAR	Barrel	RAV	Raven
BUF	Buff	RYE	Rye
CND	Cinder	SAB	Sable
EGR	Egret	SAD	Saddle

HPL Wood Grain Pattern Laminates

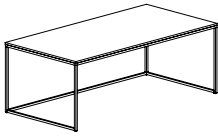
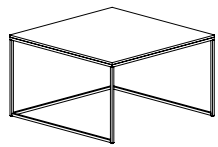
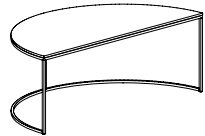
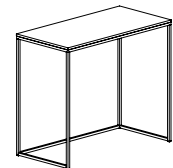
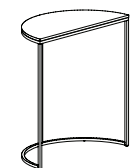
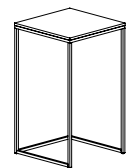
BEL	Belair	MIN	Mineral
BRK	Brickdust	MCH	Mocha
CSK	Cask	OBK	Outback
CLY	Clay	PIL	Pilsner
EGR	Egret	PIN	Pinnacle Walnut
FAW	Fawn	UMB	Umber
FLN	Flint	VAL	Valley
FLO	Florence Walnut	WLH	Walnut Heights
LOF	Loft	WEA	Weathered Ash
MES	Mesa		

HPL Solid Laminates

ALB	Alabaster	SHD	Shadow
BLK	Black	SLG	Slate Grey
BBL	Bridal Blanco	ZEN	Zen Grey
DWH	Designer White		

3c.) Solid Surface

DWH	Designer White	ONX	Black Onyx Mirage
HST	Hot Stone	SOG	Soothing Grey

Description	D	W	H	CTN WT	CU FT	① Model	Laminate	Essentials Veneer	Artisan Veneer	Solid Surface
	24	48	18	51	15	ZVT2448-18MT	\$2,583			
	24	48	18	51	15	ZVW2448-18MT		\$2,583	\$2,710	
	24	48	18	51	15	ZVS2448-18MT				\$2,791
· Arctic Silver powder-coated frame										
	30	30	18	42	12	ZVT3030-18MT	\$2,431			
	30	30	18	42	12	ZVW3030-18MT		\$2,431	\$2,549	
	30	30	18	42	12	ZVS3030-18MT				\$2,631
· Arctic Silver powder-coated frame										
	24	48	18	45	15	ZVT2448-18HRT	\$2,406			
	24	48	18	45	15	ZVW2448-18HRT		\$2,406	\$2,522	
	24	48	18	45	15	ZVS2448-18HRT				\$2,602
· Arctic Silver powder-coated frame										
	15	30	26	21	8	ZVT1530-26WT	\$2,105			
	15	30	26	21	8	ZVW1530-26WT		\$2,105	\$2,208	
	15	30	26	21	8	ZVS1530-26WT				\$2,273
· Arctic Silver powder-coated frame										
	12	24	26	17	6	ZVT2448-26HRT	\$1,493			
	12	24	26	17	6	ZVW2448-26HRT		\$1,493	\$1,566	
	12	24	26	17	6	ZVS2448-26HRT				\$1,615
· Arctic Silver powder-coated frame										
	15	15	26	14	5	ZVT1515-26PT	\$1,593			
	15	15	26	14	5	ZVW1515-26PT		\$1,593	\$1,670	
	15	15	26	14	5	ZVS1515-26PT				\$1,723
· Arctic Silver powder-coated frame										

To Order, Specify:

① Model Number

② Top Material:

a.) Veneer

 1.) Finish Color [See Finish Color Options](#)

b.) Laminate

 1.) Laminate Color [See Laminate Color Options](#)

 c.) Solid Surface [See Solid Surface Color Options](#)