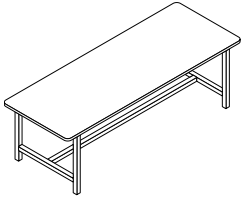
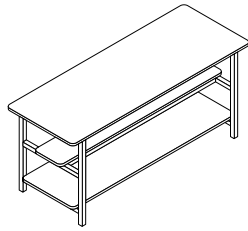
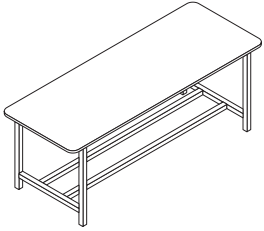


Statement of Line

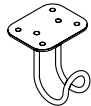
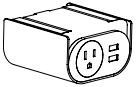
Seated Height Tables



Bar/Counter Height Tables



Power & Ancillary



Product and Finish Information

Veneer Surfaces

Flat Cut veneer surfaces have a 3-ply balanced construction, Double Cut veneer and Coordinating HPL are 3-ply. The tops are 1 3/16" thick with solid matching hardwood edges. Surfaces are available in wood veneer or high pressure laminate.

Protective Top Coat

DuraTex™ offers exceptional hardness along with abrasion and impact resistance, it has been formulated to eliminate hazardous and harmful gases that are normally associated with wood finish.

DuraTex™ Features

Safety- Significantly reduces hazardous formaldehyde emissions which help improve the quality of the of the indoor air we breathe. Quality- Developed to be tough and durable with special attention to appearance. The DuraTex™ finish preserves the natural beauty of wood. Durability- Designed to meet a wide range of demanding performance and environmental standards to withstand even the highest wear and tear.

Finish Sheen

All veneer finishes are standard in 35-sheen, with the exception of Raven. Raven is only offered in 15-sheen. All other finishes are available in 15-sheen.

Custom/Special Finishes

JSI, upon request, will accommodate special finishes. A written request is required to proceed with custom finish orders. A sample reference is required for first-time matches and must be included with the written request.

There is a one-time charge of **\$412 list per order** for any non-standard wood finish.

Orders will be entered noting the special finish. A sample match will be provided to the customer. Written approval is needed before the finish process can be started. Delays in approval may have an impact on lead times.

Every effort will be made to create the requested match; however, an acceptable match may not be possible because of natural variations of wood. These natural variations can also cause minor differences in the final finish product.

Use standard pricing and option pricing for each line item with a special finish, unless additional modifications have been specified. For items available in both Essential and Artisan veneers, apply the Essentials pricing.

Laminate Surfaces

Laminate surfaces have a 3-ply balanced construction. Tops are 1 3/16" thick with coordinating PVC edges.

TFL features

- fused to the 45 pound density substrate of the top for a durable wear resistant surface
- tops are laminated on both sides
- available in all the wood grain and solid patterns

HPL features

- bonded layers create a durable wear resistant surface
- tops are 3-ply balanced construction
- matched to the TFL wood grain and solid patterns

Forbo Surfaces

Linoleum surface with soft-matte finish and tactile comfort; plywood substrate.

Solid Surface

Tops are 1 1/2" thick constructed of 1/2" thick Solid Surface on top of a 1" MDF sub top. Sub top has an under cut bevel profile and is painted in a coordinated color to match the Solid Surface.

Wood Plank Surface

Multi-board solid wood surface, natural grain character.

Wood Butcher Block Surface

Heavier solid wood option with edge-grain construction.







Product and Finish Information

Table Tops

Draft table tops are available in a variety of materials, including TFL or HPL Laminate, Solid Surface, Veneer, Wood Plank and Butcher Block, all featuring an eased edge. Forbo tops feature an exposed plywood flat edge.

Models numbers are driven by the selected top material. When specifying a top material your suffix at the end will determine your top material.

Top Profile

					
TFL/HPL Laminates	Solid Surface	Forbo	Veneer	Solid Wood - Plank	Solid Wood - Butcher Block
1 1/2" thick	1" thick	1" thick	1 3/8" thick	1 3/8" thick	1 3/8" thick
suffix T (TFL Laminates) suffix H (HPL Laminates)	suffix S	suffix F	suffix S Essentials Veneer BRK Brickdust CSK Cask CLY Clay FAW Fawn FLX Flax FLN Flint LOF Loft MES Mesa MIN Mineral MCH Mocha OBK Outback PIL Pilsner SIE Sienna TRF Truffle UMB Umber VAL Valley Artisan Veneer BAR Barrel BUF Buff CND Cinder EGR Egret RAV Raven RYE Rye SAB Sable SAD Saddle	suffix WP Clear CLM Maple CLW Walnut* CLK White Oak* upcharge applies*	suffix WB Clear CLM Maple CLW Walnut* CLK White Oak* upcharge applies*
BBL Bridal Blanco BEL Belair BLK Black BRK Brickdust CSK Cask CLY Clay DWH Designer White EGR Egret FAW Fawn FLN Flint FLO Florence Walnut LOF Loft MES Mesa MIN Mineral MCH Mocha OBK Outback PIL Pilsner PIN Pinnacle Walnut SHD Shadow SLG Slate Grey UMB Umber VAL Valley WLH Walnut Heights WEA Weathered Ash ZEN Zen Grey	DWH Designer White HST Hot Stone ONX Black Onyx Mirage SOG Soothing Grey	BGY Burgundy CNF Conifer NER Nero OLI Olive PBL Pebble SMB Smokey Blue WLN Walnut			

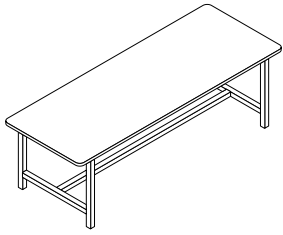
Top Overhang

The worksurface extends past the frame as follows:

- 72" and 96" wide frames – 6" overhang
- 84" and 108" wide frames – 12" overhang

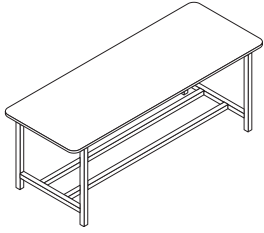
Product and Finish Information

Table Height and Function



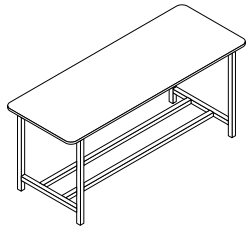
Seated Height

- 30”h
- Ideal for Desking or Project Work
- Open-Frame only (no shelf option)
- Glides (standard) for stationary or casters for mobility



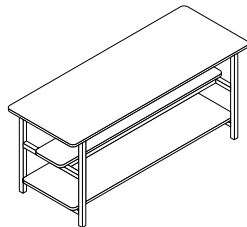
Counter Height

- 36”h
- Ideal for Supports Standing Collaboration
- Open-Frame only (no shelf option)
- Glides (standard) for stationary or casters for mobility



Bar Height


- 42”h
- Ideal for Light Standing and Gathering
- Open-Frame only (no shelf option)
- Glides (standard) for stationary or casters for mobility



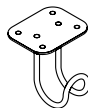
Bar Height with Shelves

- 42”h
- Ideal for Light Standing and Gathering
- Open-Frame only
- Lower Shelf- TFL (standard)
HPL, Veneer, Forbo, Solid Surface, Wood Plank, or Wood Butcher Block (upcharge)

Optional Features



Under Surface/Side Mount Power
EC47



Accessory Hook
9AHOOKM



Wire Manager
27T22WMM
27T28WMM
27T34WMM

Product and Finish Information

Table Bases

Draft tables feature a precision-welded steel frame available in multiple metal finish options. Wire manager and accessory hook is available to enhance functionality and organization. Designed for durability in educational, studio and hospitality settings. Materials are selected to meet JSI's environmental standards for sustainability.

Metal Finish Standard

ABZ	Aged Bronze
ASL	Arctic Silver
BWH	Bright White
GLD	Gold
MBK	Matte Black
PEW	Pewter
SBZ	Soft Bronze
SNK	Soft Nickel

Metal Finish Upcharge - add \$103 - Table Bases

Metal Finish Upcharge - add \$52 - Wire Manager & Accessory Hook

ANL	Antique Linen
BLJ	Blue Jean
CAP	Candy Apple
CAB	Cashmere Beige
CDU	Copper Dust
DST	Desert Stone
DUP	Dusty Petal
EBL	Electric Blue
EMC	Emerald City
EVP	Evergreen Pine
GOH	Golden Honey
MWH	Midnight Whisper
MUS	Mustard Seed
OLV	Olive Fog
POW	Porcelain White
SPA	Space Cadet
SPP	Sparkling Peach
SPR	Spiced Raisin
SMK	Stormy Sky
TFB	Toffee Brown
VMA	Vintage Mahogany

Foot

Tables come standard with glides for stationary use, or may be specified with casters for mobility.



Glide



Caster - Upcharge

Power



Under Surface/Side Mount Power



Wire Manager

Product and Finish Information

Bar Height Tables with Shelves - Surface Selection

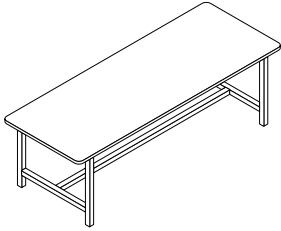
Shelves come standard in TFL Laminate. Choosing HPL Laminate, Solid Surface, Forbo, Veneer, Solid Wood Plank or Solid Wood Butcher Block will incur an upcharge. See Top Surface Upcharges for pricing.

TFL/HPL Laminates	Solid Surface	Forbo	Veneer	Solid Wood - Plank	Solid Wood - Butcher Block
BBL Bridal Blanco	DWH Designer White	BGY Burgundy	BRK Brickdust	Clear	Clear
BEL Belair	HST Hot Stone	CNF Conifer	CSK Cask	MA Maple	MA Maple
BLK Black	ONX Black Onyx Mirage	ONX Black Onyx Mirage	CLY Clay	WA Walnut	WA Walnut
BRK Brickdust	SOG Soothing Grey	NER Nero	FAW Fawn	WO White Oak	WO White Oak
CSK Cask		PBL Pebble	FLX Flax		
CLY Clay		OLI Olive	FLN Flint		
DWH Designer White		SMB Smokey Blue	LOF Loft		
EGR Egret			MES Mesa		
FAW Fawn			MIN Mineral		
FLN Flint			MCH Mocha		
FLO Florence Walnut			OBK Outback		
LOF Loft			PIL Pilsner		
MES Mesa			SIE Sienna		
MIN Mineral			TRF Truffle		
MCH Mocha			UMB Umber		
OBK Outback			VAL Valley		
PIL Pilsner			Artisan Veneer		
PIN Pinnacle Walnut			BAR Barrel		
SHD Shadow			BUF Buff		
SLG Slate Grey			CND Cinder		
UMB Umber			EGR Egret		
VAL Valley			RAV Raven		
WLH Walnut Heights			RYE Rye		
WEA Weathered Ash			SAB Sable		
ZEN Zen Grey			SAD Saddle		

How to Order

How to Order Tops

When specifying a top your suffix at the end will determine if it is TFL or HPL Laminate, Forbo, Veneer, Solid Wood Plank or Solid Wood Butcher Block



① Model	W	D	H	Laminate		Solid Surface	Forbo	Veneer		Solid Wood Plank			Solid Wood Butcher Block		
				TFL T	HPL H	S	F	ESS V	ART V	Maple WP	Oak WP	Walnut WP	Maple WB	Oak WB	Walnut WB
27T307230_	72	30	30	\$1,811	\$1,944	\$3,822	\$4,634	\$2,330	\$2,563	\$3,927	\$4,827	\$5,734	\$4,170	\$4,870	\$5,162
27T308430_	84	30	30	\$1,872	\$2,023	\$4,136	\$5,012	\$2,412	\$2,653	\$4,186	\$5,273	\$6,367	\$4,652	\$5,542	\$5,913
27T309630_	96	30	30	\$1,932	\$2,103	\$4,451	\$5,391	\$2,495	\$2,744	\$4,446	\$5,719	\$7,000	\$5,133	\$6,212	\$6,662
27T3010830_	108	30	30	\$1,992	\$2,183	\$4,766	\$5,770	\$2,578	\$2,836	\$4,706	\$6,165	\$7,634	\$5,614	\$6,882	\$7,411

Example

27T307230_

27T307230**T** - TFL Laminate

27T307230**H** - HPL Laminate

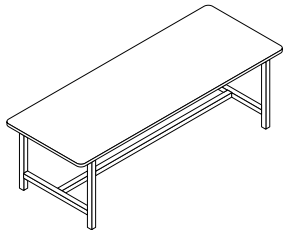
27T307230**S** - Solid Surface

27T307230**F** - Forbo

27T307230**V** - Veneer

27T307230**WP** - Solid Wood Plank

27T307230**WB** - Solid Wood Butcher Block

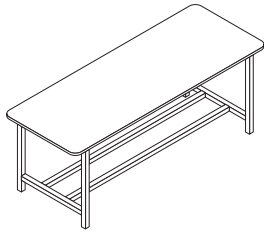


Seated Height Tables

- one foot rail
- ships KD

① Model	W	D	H	Laminate		Solid Surface S	Forbo F	Veneer		Solid Wood Plank			Solid Wood Butcher Block		
				TFL T	HPL H			ESS V	ART V	Maple WP	Oak WP	Walnut WP	Maple WB	Oak WB	Walnut WB
27T307230_	72	30	30	\$1,811	\$1,944	\$3,822	\$4,634	\$2,330	\$2,563	\$3,927	\$4,827	\$5,734	\$4,170	\$4,870	\$5,162
27T308430_	84	30	30	\$1,872	\$2,023	\$4,136	\$5,012	\$2,412	\$2,653	\$4,186	\$5,273	\$6,367	\$4,652	\$5,542	\$5,913
27T309630_	96	30	30	\$1,932	\$2,103	\$4,451	\$5,391	\$2,495	\$2,744	\$4,446	\$5,719	\$7,000	\$5,133	\$6,212	\$6,662
27T3010830_	108	30	30	\$1,992	\$2,183	\$4,766	\$5,770	\$2,578	\$2,836	\$4,706	\$6,165	\$7,634	\$5,614	\$6,882	\$7,411
27T367230_	72	36	30	\$1,871	\$2,027	\$4,144	\$4,662	\$2,417	\$2,659	\$4,293	\$5,373	\$6,461	\$4,523	\$5,369	\$5,721
27T368430_	84	36	30	\$1,938	\$2,118	\$4,532	\$5,049	\$2,512	\$2,763	\$4,560	\$5,864	\$7,177	\$5,143	\$6,236	\$6,690
27T369630_	96	36	30	\$2,006	\$2,208	\$4,920	\$5,435	\$2,606	\$2,867	\$4,828	\$6,355	\$7,893	\$5,764	\$7,103	\$7,660
27T3610830_	108	36	30	\$2,074	\$2,298	\$5,308	\$5,821	\$2,700	\$2,970	\$5,096	\$6,846	\$8,609	\$6,385	\$7,970	\$8,630
27T487230_	72	48	30	\$2,004	\$2,206	\$4,898	\$5,335	\$2,603	\$2,863	\$4,682	\$6,123	\$7,574	\$5,814	\$7,166	\$7,730
27T488430_	84	48	30	\$2,085	\$2,317	\$5,400	\$5,529	\$2,719	\$2,991	\$5,124	\$6,863	\$8,614	\$6,603	\$8,294	\$8,998
27T489630_	96	48	30	\$2,166	\$2,428	\$5,901	\$5,724	\$2,836	\$3,120	\$5,565	\$7,601	\$9,652	\$7,391	\$9,420	\$10,265
27T4810830_	108	48	30	\$2,247	\$2,539	\$6,402	\$5,919	\$2,953	\$3,248	\$6,006	\$8,340	\$10,690	\$8,179	\$10,546	\$11,532

Model	TFL / HPL Top Surface	Solid Surface Top Surface	Forbo Top Surface	Veneer Top Surface	Wood Plank Top Surface	Wood Butcher Block Top Surface	Metal Frame Finish	Foot
	see Draft TFL/HPL Top Surface Finishes	see Draft Solid Surface Top Surface Finishes	see Draft Forbo Top Surface Finishes	see Draft Veneer Top Surface Finishes	see Draft Solid Plank Top Surface Finishes	see Draft Solid Wood Butcher Block Top Surface Finishes	MFS Standard MFU Upcharge - add \$103 see Draft Metal Frame Finishes	G Glide C Caster - add \$244

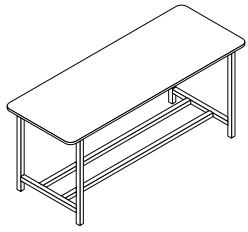


Counter Height Tables

- 30”d one footrail; 36”d and 48”d two footrails
- ships KD

① Model	W	D	H	Laminate		Solid Surface S	Forbo F	Veneer		Solid Wood Plank			Solid Wood Butcher Block		
				TFL T	HPL H			ESS V	ART V	Maple WP	Oak WP	Walnut WP	Maple WB	Oak WB	Walnut WB
27T307236_	72	30	36	\$1,825	\$1,958	\$3,836	\$4648	\$2,343	\$2,577	\$3,941	\$4,841	\$5,748	\$4,184	\$4,884	\$5,176
27T308436_	84	30	36	\$1,886	\$2,038	\$4,150	\$5,026	\$2,426	\$2,669	\$4,200	\$5,287	\$6,381	\$4,666	\$5,556	\$5,927
27T309636_	96	30	36	\$1,946	\$2,117	\$4,465	\$5,405	\$2,509	\$2,760	\$4,460	\$5,733	\$7,014	\$5,147	\$6,226	\$6,676
27T3010836_	108	30	36	\$2,006	\$2,196	\$4,780	\$5,784	\$2,592	\$2,851	\$4,720	\$6,179	\$7,648	\$5,628	\$6,896	\$7,425
27T367236_	72	36	36	\$1,958	\$2,114	\$4,230	\$4,749	\$2,503	\$2,753	\$4,379	\$5,459	\$6,547	\$4,609	\$5,455	\$5,807
27T368436_	84	36	36	\$2,033	\$2,212	\$4,626	\$5,143	\$2,604	\$2,864	\$4,655	\$5,959	\$7,272	\$5,237	\$6,330	\$6,784
27T369636_	96	36	36	\$2,107	\$2,309	\$5,021	\$5,536	\$2,706	\$2,977	\$4,930	\$6,457	\$7,995	\$5,865	\$7,204	\$7,761
27T3610836_	108	36	36	\$2,182	\$2,406	\$5,416	\$5,929	\$2,808	\$3,089	\$5,205	\$6,955	\$8,718	\$6,493	\$8,078	\$8,738
27T487236_	72	48	36	\$2,088	\$2,289	\$4,981	\$5,418	\$2,687	\$2,956	\$4,765	\$6,206	\$7,657	\$5,897	\$7,249	\$7,813
27T488436_	84	48	36	\$2,176	\$2,407	\$5,490	\$5,621	\$2,810	\$3,091	\$5,213	\$6,952	\$8,703	\$6,692	\$8,383	\$9,087
27T489636_	96	48	36	\$2,264	\$2,526	\$5,999	\$5,823	\$2,934	\$3,227	\$5,662	\$7,698	\$9,749	\$7,488	\$9,517	\$10,362
27T4810836_	108	48	36	\$2,352	\$2,645	\$6,508	\$6,025	\$3,058	\$3,364	\$6,111	\$8,445	\$10,795	\$8,284	\$10,651	\$11,637

Model	TFL / HPL Top Surface	Solid Surface Top Surface	Forbo Top Surface	Veneer Top Surface	Wood Plank Top Surface	Wood Butcher Block Top Surface	Metal Frame Finish	Foot
	see Draft TFL/HPL Top Surface Finishes	see Draft Solid Surface Top Surface Finishes	see Draft Forbo Top Surface Finishes	see Draft Veneer Top Surface Finishes	see Draft Solid Plank Top Surface Finishes	see Draft Solid Wood Butcher Block Top Surface Finishes	MFS Standard MFU Upcharge - add \$103 see Draft Metal Frame Finishes	G Glide C Caster - add \$244

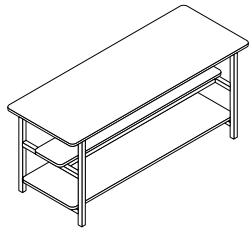


Bar Height Tables

- 30”d one footrail; 36”d and 48”d two footrails
- ships KD

① Model	W	D	H	Laminate		Solid Surface S	Forbo F	Veneer		Solid Wood Plank			Solid Wood Butcher Block		
				TFL T	HPL H			ESS V	ART V	Maple WP	Oak WP	Walnut WP	Maple WB	Oak WB	Walnut WB
27T307242_	72	30	42	\$1,843	\$1976	\$3,854	\$4,666	\$2,362	\$2,598	\$3,959	\$4,859	\$5,766	\$4,202	\$4,902	\$5,194
27T308442_	84	30	42	\$1,904	\$2,055	\$4,168	\$5,045	\$2,444	\$2,688	\$4,218	\$5,305	\$6,399	\$4,683	\$5,573	\$5,944
27T309642_	96	30	42	\$1,964	\$2,135	\$4,483	\$5,048	\$2,527	\$2,780	\$4,478	\$5,751	\$7,032	\$5,165	\$6,244	\$6,694
27T3010842_	108	30	42	\$2,025	\$2,215	\$4,798	\$5,802	\$2,610	\$2,871	\$4,738	\$6,197	\$7,666	\$5,647	\$6,915	\$7,444
27T367242_	72	36	42	\$1,976	\$2,132	\$4,248	\$4,767	\$2,521	\$2,773	\$4,397	\$5,477	\$6,565	\$4,627	\$5,473	\$5,825
27T368442_	84	36	42	\$2,050	\$2,230	\$4,644	\$5,161	\$2,622	\$2,884	\$4,672	\$5,976	\$7,289	\$5,255	\$6,348	\$6,802
27T369642_	96	36	42	\$2,125	\$2,327	\$5,039	\$5,554	\$2,724	\$2,996	\$4,947	\$6,474	\$8,012	\$5,883	\$7,222	\$7,779
27T3610842_	108	36	42	\$2,200	\$2,424	\$5,434	\$5,947	\$2,826	\$3,109	\$5,222	\$6,972	\$8,735	\$6,511	\$8,096	\$8,756
27T487242_	72	48	42	\$2,106	\$2,307	\$4,999	\$5,436	\$2,705	\$2,976	\$4,783	\$6,224	\$7,675	\$5,915	\$7,267	\$7,831
27T488442_	84	48	42	\$2,194	\$2,425	\$5,508	\$5,639	\$2,828	\$3,111	\$5,231	\$6,970	\$8,721	\$6,710	\$8,401	\$9,105
27T489642_	96	48	42	\$2,282	\$2,544	\$6,017	\$5,841	\$2,952	\$3,247	\$5,680	\$7,716	\$9,767	\$7,506	\$9,535	\$10,380
27T4810842_	108	48	42	\$2,370	\$2,663	\$6,526	\$6,043	\$3,076	\$3,384	\$6,129	\$8,463	\$10,813	\$8,302	\$10,669	\$11,655

Model	TFL / HPL Top Surface	Solid Surface Top Surface	Forbo Top Surface	Veneer Top Surface	Wood Plank Top Surface	Wood Butcher Block Top Surface	Metal Frame Finish	Foot
	see Draft TFL/HPL Top Surface Finishes	see Draft Solid Surface Top Surface Finishes	see Draft Forbo Top Surface Finishes	see Draft Veneer Top Surface Finishes	see Draft Solid Plank Top Surface Finishes	see Draft Solid Wood Butcher Block Top Surface Finishes	MFS Standard MFU Upcharge - add \$103 see Draft Metal Frame Finishes	G Glide C Caster - add \$244



Bar Height Tables with Shelves

- ships KD

Base Price includes TFL Shelves
see below for upgrade material options

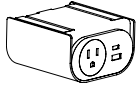
Model	W	D	H	Laminate		Solid Surface	Forbo	Veneer		Solid Wood Plank			Solid Wood Butcher Block		
				TFL T	HPL H	S	F	ESS V	ART V	Maple WP	Oak WP	Walnut WP	Maple WB	Oak WB	Walnut WB
27T367242S_	72	36	42	\$2,656	\$2,812	\$4,929	\$5,447	\$3,202	\$3,522	\$5,078	\$6,158	\$7,246	\$5,308	\$6,154	\$6,506
27T368442S_	84	36	42	\$2,783	\$2,962	\$5,376	\$5,892	\$3,355	\$3,690	\$5,406	\$6,710	\$8,023	\$5,989	\$7,082	\$7,536
27T369642S_	96	36	42	\$2,910	\$3,112	\$5,824	\$6,338	\$3,509	\$3,860	\$5,733	\$7,260	\$8,798	\$6,669	\$8,008	\$8,565
27T3610842S_	108	36	42	\$3,037	\$3,262	\$6,272	\$6,784	\$3,663	\$4,029	\$6,060	\$7,810	\$9,573	\$7,349	\$8,934	\$9,594
27T487242S_	72	48	42	\$2,971	\$3,172	\$5,864	\$6,301	\$3,570	\$3,927	\$5,648	\$7,089	\$8,540	\$6,780	\$8,132	\$8,696
27T488442S_	84	48	42	\$3,130	\$3,363	\$6,444	\$6,575	\$3,766	\$4,143	\$6,169	\$7,908	\$9,659	\$7,648	\$9,339	\$10,043
27T489642S_	96	48	42	\$3,290	\$3,553	\$7,025	\$6,849	\$3,961	\$4,357	\$6,689	\$8,725	\$10,776	\$8,515	\$10,544	\$11,389
27T4810842S_	108	48	42	\$3,450	\$3,743	\$7,606	\$7,123	\$4,156	\$4,572	\$7,209	\$9,543	\$11,893	\$9,382	\$11,749	\$12,735

Top Surface Upcharges - Add to Base Price

Model	HPL	Solid Surface	Forbo	Veneer		Solid Wood Plank			Solid Wood Butcher Block		
				Essentials	Artisan	Maple	Oak	Walnut	Maple	Oak	Walnut
27T367242S_	\$182	\$2,531	\$2,763	\$768	\$845	\$1,477	\$2,611	\$3,753	\$1,866	\$2,684	\$3,039
27T368442S_	\$200	\$2,794	\$3,055	\$789	\$868	\$1,658	\$2,934	\$4,218	\$2,062	\$2,974	\$3,370
27T369642S_	\$217	\$3,057	\$3,347	\$810	\$891	\$1,839	\$3,257	\$4,683	\$2,257	\$3,263	\$3,700
27T3610842S_	\$235	\$3,321	\$3,640	\$831	\$914	\$2,020	\$3,580	\$5,149	\$2,453	\$3,553	\$4,031
27T487242S_	\$263	\$3,640	\$3,772	\$863	\$949	\$2,315	\$4,090	\$5,876	\$2,791	\$4,043	\$4,587
27T488442S_	\$291	\$4,037	\$4,206	\$896	\$986	\$2,602	\$4,599	\$6,608	\$3,123	\$4,531	\$5,143
27T489642S_	\$319	\$4,434	\$4,640	\$929	\$1,022	\$2,889	\$5,106	\$7,339	\$3,454	\$5,018	\$5,698
27T4810842S_	\$347	\$4,831	\$5,075	\$962	\$1,058	\$3,176	\$5,615	\$8,072	\$3,785	\$5,506	\$6,255

Model	TFL / HPL Top Surface	Solid Surface Top Surface	Forbo Top Surface	Veneer Top Surface	Wood Plank Top Surface	Wood Butcher Block Top Surface	Metal Frame Finish	Foot	Shelves Surface
	see Draft TFL/HPL Top Surface Finishes	see Draft Solid Surface Top Surface Finishes	see Draft Forbo Top Surface Finishes	see Draft Veneer Top Surface Finishes	see Draft Solid Plank Top Surface Finishes	see Draft Solid Wood Butcher Block Top Surface Finishes	MFS Standard MFU Upcharge - add \$103 see Draft Metal Frame Finishes	G Glide Caster - add \$244	see Draft Shelves Finishes

Description	D	W	H	CTN WT	CU FT	① Model	List Price
Under Surface/Side Mount Power	3 5/8	3 3/8	2 1/8	3	1	EC47	\$486



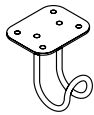
- simplex receptacle and dual powered USB-A&C
- 9' graphite fabric cord
- specify black or white

Wire Manager	1	2	22	2	1	27T22WMM	\$248
	1	2	28	2	1	27T28WMM	\$254
	1	2	34	3	1	27T34WMM	\$260



- magnetic
- 27T22WMM for Seated Height Tables
- 27T28WMM for Counter Height Tables
- 27T34WMM for Bar Height Tables

Accessory Hook	3	3	3	1	1	9AHOOKM	\$239
-----------------------	---	---	---	---	---	----------------	--------------



- sold individually

Model	Metal Finish
	MFS Standard MFU Upcharge - add \$52
	see Draft Metal Frame Finishes