

Moto Lounge Order Check List:



Specify:

- 1. Model Number
- 2. Upholstery Selection
 - A. Single Upholstery Models: Vendor, Pattern and Color
 - B. Multiple Upholstery Models (_M): Vendor, Pattern and Color each per zone
- 3. Optional Tablet Arm; specify material, finish and add \$794 list per arm
- 4. Optional Arm Cap; specify finish or 3D Black Laminate and add \$361 list per arm
- 5. Optional Casters; add \$126 list
- 6. Optional Wood Feet; specify finish; add \$81 list
- 7. Optional Power Center - Flush Mount (EC22) - Black (B) or White (W)
 - Side of Seating; add \$670 list each and specify right or left
 - Side of Privacy Surround; add \$670 list each and specify right or left
 - Back of Work Shelf; add \$801 list each
- 8. Work Shelf Wood Finish
- 9. Work Shelf Laminate Color Selection
- 10. Optional Work Shelf Acrylic Screen; add \$284 list

Example:

MTL301UAR | MOMENTUM | VOX | MYSTIC | CASTERS | TABLET ARM | MCH
 (model #) | (fabric vendor) | (pattern name) | (pattern color) | (casters) | (tablet arm) | (tablet arm finish)

1. Model Number

2. Upholstery Selection - Please supply the following:
 Fabric vendor/Pattern name/Pattern color

[For a complete list of JSI Graded-In Fabric click here](#)

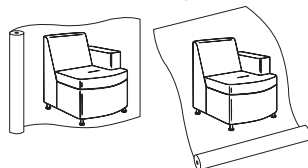
- Indicate direction of fabric - Railroaded or Up the Roll
- Please provide illustration, if available

All COM orders must include the following:

- Vendor's name, pattern name and color
- Sample of the fabric attached to the order
- Model numbers of items for fabric application
- Special application instructions (e.g., all stripes will be applied front to back unless specified otherwise)
- Customer and purchase order number

Ship prepaid COM material to:
 JSI
 Attn: COM Dept
 201 East Martin Street
 Receiving B, Dock 71
 Orleans, IN 47452

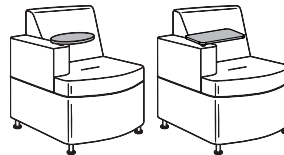
Application of fabric:
 Railroaded Up the Roll



All COM orders will ship at standard lead time from receipt of COM except for orders requiring special custom matched finishes.

3. Tablet Arm -

- Rotating 10" x 14" oval surface or 10" x 16" rectangular surface
- 300 lb maximum static weight rating
- Available on Inline or Convex units with arm
- Available in veneer or laminate
- Exposed plywood edge on veneer tablet is finished with veneer color. Laminate tablet will have a clear finish on the exposed plywood edge.
- Add \$794 list per arm and specify shape, material and finish



**finishes with coordinating laminate top option*

Tablet Arm Wood Finish Selection:

ESS Essentials Veneer Collection

| | | | |
|-----|------------|-----|----------|
| BRK | Brickdust* | MIN | Mineral* |
| CSK | Cask* | MCH | Mocha* |
| CLY | Clay* | OBK | Outback* |
| FAW | Fawn* | PIL | Pilsner* |
| FLX | Flax | SIE | Sienna |
| FLN | Flint* | TRF | Truffle |
| LOF | Loft* | UMB | Umber* |
| MES | Mesa* | VAL | Valley* |

ART Artisan Veneer Collection

| | | | |
|-----|--------|-----|--------|
| BAR | Barrel | RAV | Raven |
| BUF | Buff | RYE | Rye |
| CND | Cinder | SAB | Sable |
| EGR | Egret* | SAD | Saddle |

3. Tablet Arm (continued)

Tablet Arm Laminate Selection:

Woodgrain Laminates

| | |
|---------------------|---------------------|
| BEL Belair | MIN Mineral |
| BRK Brickdust | MCH Mocha |
| CSK Cask | OBK Outback |
| CLY Clay | PIL Pilsner |
| EGR Egret | PIN Pinnacle Walnut |
| FAW Fawn | UMB Umber |
| FLN Flint | VAL Valley |
| FLO Florence Walnut | WLH Walnut Heights |
| LOF Loft | WEA Weathered Ash |
| MES Mesa | |

Solid Laminates

| | |
|--------------------|----------------|
| ALB Alabaster | SHD Shadow |
| BLK Black | SLG Slate Grey |
| BBL Bridal Blanco | ZEN Zen Grey |
| DWH Designer White | |

4. Arm Cap -

Add \$361 list per arm and specify finish.

Arm cap can not be placed on same arm as Tablet Arm

WAC Wood Arm Cap

| | |
|---------------------|---------------------|
| BAR Barrel | MCH Mocha |
| BRK Brickdust | OBK Outback |
| BUF Buff | PIL Pilsner |
| CSK Cask | PIN Pinnacle Walnut |
| CND Cinder | RAV Raven |
| CLY Clay | RYE Rye |
| EGR Egret | SAB Sable |
| FAW Fawn | SAD Saddle |
| FLX Flax | SIE Sienna |
| FLN Flint | TRF Truffle |
| FLO Florence Walnut | UMB Umber |
| LOF Loft | VAL Valley |
| MES Mesa | WLH Walnut Heights |
| MIN Mineral | |

B3LAC Black 3D Laminate

5. Casters - Add \$126 list

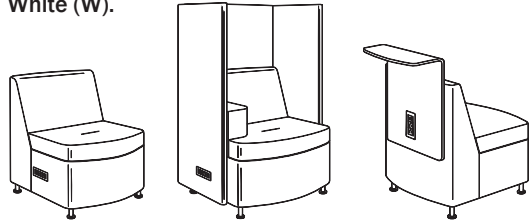
6. Wood Feet - Solid maple wood feet with leveling glide.

Add \$81 list and specify finish.

| | |
|---------------------|---------------------|
| BAR Barrel | MCH Mocha |
| BRK Brickdust | OBK Outback |
| BUF Buff | PIL Pilsner |
| CSK Cask | PIN Pinnacle Walnut |
| CND Cinder | RAV Raven |
| CLY Clay | RYE Rye |
| EGR Egret | SAB Sable |
| FAW Fawn | SAD Saddle |
| FLX Flax | SIE Sienna |
| FLN Flint | TRF Truffle |
| FLO Florence Walnut | UMB Umber |
| LOF Loft | VAL Valley |
| MES Mesa | WLH Walnut Heights |
| MIN Mineral | |



7. Power Center - Flush Mount (EC22) - Specify Black (B) or White (W).



Power Center option can be specified on the sides of seating units and privacy surrounds, or in the back of work shelves. It features two waterproof 110 outlets and one dual USB port. Power is connected to the building supply with a 10' long standard three prong cord. A hook and loop chair bottom allows access to power cords in the base of the chair.

Power Center

- Side of Seating; add \$670 list each and specify right or left
- Side of Privacy Surround; add \$670 list each and specify right or left. Back of Work Shelf; add \$801 list each

8. Work Shelf Wood Finish Options:

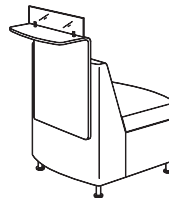
ESS Essentials Veneer Collection

| | |
|---------------|-------------|
| BRK Brickdust | OBK Outback |
| CSK Cask | PIL Pilsner |
| CLY Clay | SIE Sienna |
| FLX Flax | TRF Truffle |
| MES Mesa | UMB Umber |
| MCH Mocha | |

9. Work Shelf Laminate Color Options:

| |
|--------------------|
| DWH Designer White |
| SHD Shadow |
| SLG Slate Grey |


10. Work Shelf Acrylic Screen



Units with a work shelf can be specified with an acrylic screen. The frosted screen is on brushed aluminum standoffs and is 4 3/8" tall. Add \$284 list.

Discrete Clean Out

Select units with the suffix of -CO offer a discrete clean out for ease in cleaning. Clean out is incorporated in such a way as to not be noticeable from the approach, as well as provide sufficient pass through to an opening in the bottom of the chair.



Moto Conical Tables Order Check List:



Specify:

- 1. Model Number
- 2. Top Material
- 3. Conical Base Color
- 4. Optional Power Unit
 - Moire - Black (B) or White (W); see page MT93

Example:

MTVP22ROUN | **DWH** | **BAR**
 (model #) | (top laminate) | (base finish)

1. Model Number

2. Top Material Selection:

ESS Essentials Veneer Collection

| | | | |
|-----|-----------|-----|---------|
| BRK | Brickdust | MIN | Mineral |
| CSK | Cask | MCH | Mocha |
| CLY | Clay | OBK | Outback |
| FAW | Fawn | PIL | Pilsner |
| FLX | Flax | SIE | Sienna |
| FLN | Flint | TRF | Truffle |
| LOF | Loft | UMB | Umber |
| MES | Mesa | VAL | Valley |

ART Artisan Veneer Collection

| | | | |
|-----|--------|-----|--------|
| BAR | Barrel | RAV | Raven |
| BUF | Buff | RYE | Rye |
| CND | Cinder | SAB | Sable |
| EGR | Egret | SAD | Saddle |

Woodgrain HPL Laminates

| | | | |
|-----|-----------------|-----|-----------------|
| BEL | Belair | MIN | Mineral |
| BRK | Brickdust | MCH | Mocha |
| CSK | Cask | OBK | Outback |
| CLY | Clay | PIL | Pilsner |
| EGR | Egret | PIN | Pinnacle Walnut |
| FAW | Fawn | UMB | Umber |
| FLN | Flint | VAL | Valley |
| FLO | Florence Walnut | WLH | Walnut Heights |
| LOF | Loft | WEA | Weathered Ash |
| MES | Mesa | | |

Solid HPL Laminates

| | | | |
|-----|----------------|-----|------------|
| ALB | Alabaster | SHD | Shadow |
| BLK | Black | SLG | Slate Grey |
| BBL | Bridal Blanco | ZEN | Zen Grey |
| DWH | Designer White | | |

3. Conical Base Color:

Finish on Maple Base

| | | | |
|-----|-----------------|-----|-----------------|
| BAR | Barrel | MCH | Mocha |
| BRK | Brickdust | OBK | Outback |
| BUF | Buff | PIL | Pilsner |
| CSK | Cask | PIN | Pinnacle Walnut |
| CND | Cinder | RAV | Raven |
| CLY | Clay | RYE | Rye |
| EGR | Egret | SAB | Sable |
| FAW | Fawn | SAD | Saddle |
| FLX | Flax | SIE | Sienna |
| FLN | Flint | TRF | Truffle |
| FLO | Florence Walnut | UMB | Umber |
| LOF | Loft | VAL | Valley |
| MES | Mesa | WLH | Walnut Heights |
| MIN | Mineral | | |

Laminate Matching Finishes

| | | | |
|-----|-----------------|-----|-----------------|
| BRK | Brickdust | MIN | Mineral |
| CSK | Cask | MCH | Mocha |
| CLY | Clay | OBK | Outback |
| EGR | Egret | PIL | Pilsner |
| FAW | Fawn | PIN | Pinnacle Walnut |
| FLN | Flint | UMB | Umber |
| FLO | Florence Walnut | VAL | Valley |
| LOF | Loft | WLH | Walnut Heights |
| MES | Mesa | | |

Paint Color

| | | | |
|-----|--------------|-----|------------------|
| BKD | Backdrop | NWH | Nonchalant White |
| BFX | Black Fox | SVP | Silverplate |
| BWH | Bright White | SKS | Skyline Steel |
| CHT | Chatroom | STM | Storm |
| GAL | Gale Force | TRC | Tricorn Black |
| GRV | Greek Villa | UKH | Universal Khaki |

5. Conical Work Table - Moire - EC23

Three 110 outlets and a dual USB port with 72" power cord - Black (B) or White (W); see page MT93.



Moto Casegoods Order Check List:



Specify:

- 1. Model Number
- 2. Wood Finish
- 3. Laminate Selection
- 4. Optional Wood Feet; specify finish; add \$82 list
- 5. Optional Power Unit
 - Linking Drum Table - Node - Black (B) or White (w); see page MT93
 - Media Table - Ellora; see page MT93
- 6. Optional Markerboard Back Panel; for 24" unit add \$297 list, for 48" unit add \$577 list
- 7. Deduct TV Bracket; subtract \$186 list
- 8. Optional Door Locks; add \$158 list

Examples:

| | | | | |
|-----------------------------------|--|------------------------------|--|-----------------------------------|
| MT4878-30MACW (model #) | | MCH (wood finish) | | |
| MTF54ROUN (model #) | | STU (top laminate) | | BWH (base finish) |
| | | | | Moire - EC23 Power Unit |

1. Model Number

2. Wood Finish Selection:

ESS Essentials Veneer Collection

| | |
|----------------|--------------|
| BRK Brickdust* | MIN Mineral* |
| CSK Cask* | MCH Mocha* |
| CLY Clay* | OBK Outback* |
| FAW Fawn* | PIL Pilsner* |
| FLX Flax | SIE Sienna |
| FLN Flint* | TRF Truffle |
| LOF Loft* | UMB Umber* |
| MES Mesa* | VAL Valley* |

ART Artisan Veneer Collection

| | |
|------------|------------|
| BAR Barrel | RAV Raven |
| BUF Buff | RYE Rye |
| CND Cinder | SAB Sable |
| EGR Egret* | SAD Saddle |

*finishes with coordinating laminate top option

3. Laminate Selection:

Woodgrain Laminates

| | |
|---------------------|---------------------|
| BEL Belair | MIN Mineral |
| BRK Brickdust | MCH Mocha |
| CSK Cask | OBK Outback |
| CLY Clay | PIL Pilsner |
| EGR Egret | PIN Pinnacle Walnut |
| FAW Fawn | UMB Umber |
| FLN Flint | VAL Valley |
| FLO Florence Walnut | WLH Walnut Heights |
| LOF Loft | WEA Weathered Ash |
| MES Mesa | |

Solid Laminates

| | |
|--------------------|----------------|
| ALB Alabaster | SHD Shadow |
| BLK Black | SLG Slate Grey |
| BBL Bridal Blanco | ZEN Zen Grey |
| DWH Designer White | |

4. Wood Feet - Solid maple wood feet with leveling glide.

Add \$82 list and specify finish.

| | | | |
|-----|-----------------|-----|-----------------|
| BAR | Barrel | MCH | Mocha |
| BRK | Brickdust | OBK | Outback |
| BUF | Buff | PIL | Pilsner |
| CSK | Cask | PIN | Pinnacle Walnut |
| CND | Cinder | RAV | Raven |
| CLY | Clay | RYE | Rye |
| EGR | Egret | SAB | Sable |
| FAW | Fawn | SAD | Saddle |
| FLX | Flax | SIE | Sienna |
| FLN | Flint | TRF | Truffle |
| FLO | Florence Walnut | UMB | Umber |
| LOF | Loft | VAL | Valley |
| MES | Mesa | WLH | Walnut Heights |
| MIN | Mineral | | |

5. Power Unit - Power Units can be specified in Linking Drum Tables, Conical Work Tables, Media Tables and Media Credenzas. Specify the table to be fitted for power and order the power unit separately.**Linking Drum Table - Node - EC24**

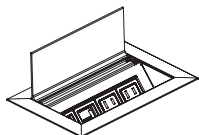
One 110 outlet and a dual USB port with 72" power cord - Black (B) or White (W); see page MT93.

**Conical Work Table - Moire - EC23**

Three 110 outlets and a dual USB port with 72" power cord - Black (B) or White (W); see page MT93.

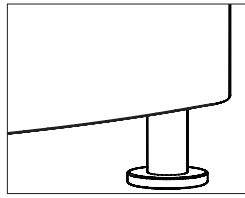
**Media Table - Ellora - EC25**

Two 110 power outlets, one 20-watt USB-C+A, and 1 opening for voice/data port with wire pass-through and 72" power cord anodized aluminum; see page MT93.

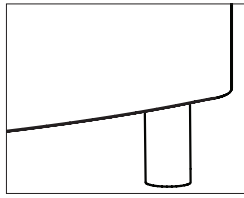
**6. Markerboard Back Panel - Dry-Erase markerboard laminate can be specified on the back panels of Media Tables, Media Credenzas and Bookcase units. When specified, the inside back of the cabinet will also be markerboard; for 24" unit add \$297 list, for 48" unit add \$577 list.****7. Deduct TV Bracket; subtract \$186 list****8. Optional Door Locks; add \$158 list**

Foot Options

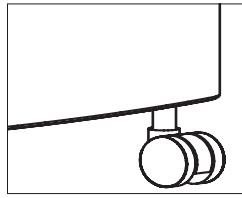
Moto offers two foot styles or casters. The metal foot is standard on seating, casegoods and linking drum tables. An optional wood foot is available at an additional upcharge on lounge, linking drum tables and casegoods. Casters are available on seating with an additional upcharge. Casters are non-locking.



Metal Foot - Standard
 Fabricated Metal
 Arctic Silver Powder Coat
 Adjustable Glide



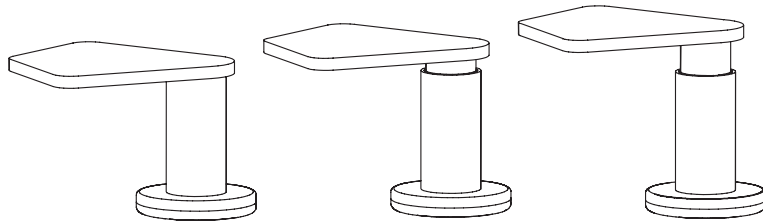
Wood Foot - Optional
 Natural Maple Solid
 Adjustable Glide



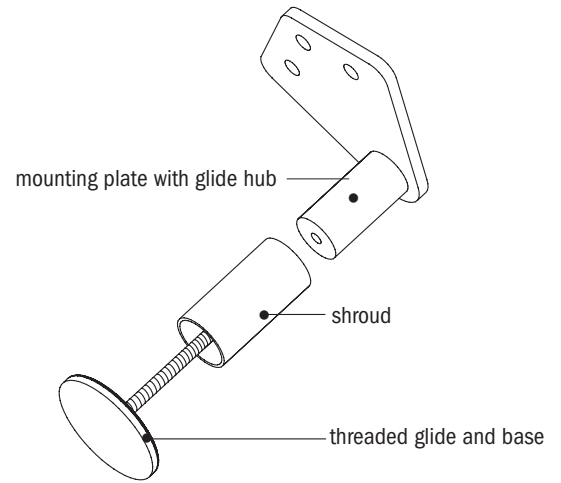
Casters - Optional
 Black Dual Wheel
 Four Caster Set
 Non-locking

Adjustable Foot - Leveling

The standard foot has integrated leveling, which is beneficial when connecting units together in long runs on uneven floors. As the glide is turned to adjust leveling an attached shroud drops to hide the threads of the bolt.



The maximum recommended adjustment is no more than 1 3/4".



Upholstery Application

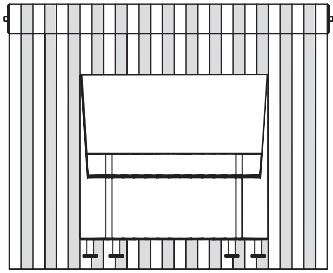
The fabric will be applied “up the roll” unless railroad is specified.

The Concave Corner unit will have a diagonal seam on all fabric applications. Shown below is an example of a directional textile on the Corner Club unit.


Additional seaming may be needed pending fabric width and fabric repeat match, contact Customer Service with questions. JSI will strive to match fabric patterns but cannot guarantee a match on repeats greater than 15” on the Moto product line.

Models ending with _M designate multiple upholstery zones are available (ex. MTL260_M). To calculate pricing, add base price + zone 1 + zone 2 upcharge.

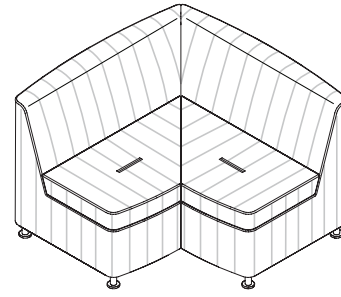
Models are presented as both single upholstery and multiple upholstery in both the price list and in eTools.



up the roll



railanded

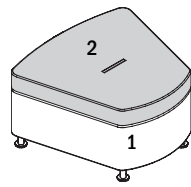


90° Concave Corner

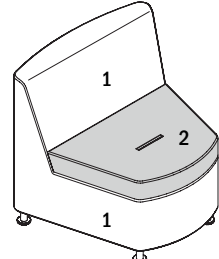
Contrasting Upholstery Specification

This form should accompany orders when specifying contrasting or complementary upholstery.

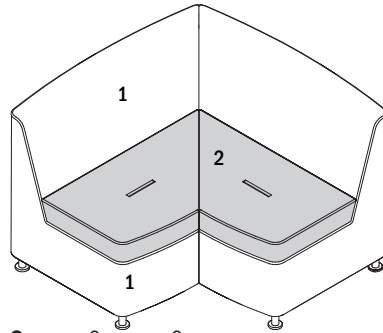
examples



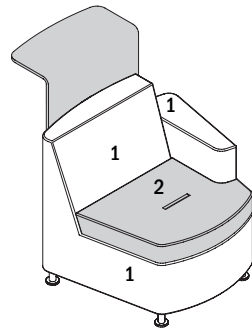
Benches - Inline - Concave- Convex



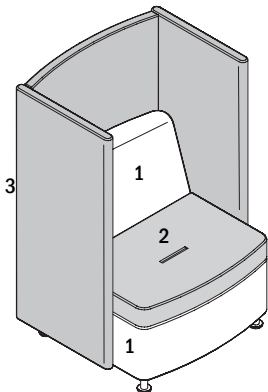
Club Chair - Inline - Concave - Convex



Corner - Concave - Convex



Club Chair with Shelf - Inline - Concave



Club Chair with Privacy - Screen - Surround

photo copy or scan

Item 1

Model Number: _____

chair (1): _____

seat cushion (2): _____

Item 2

Model Number: _____

chair (1): _____

seat cushion(2): _____

Item 3

Model Number: _____

chair (1): _____

seat cushion (2): _____

Item 4

Model Number: _____

chair (1): _____

seat cushion (2): _____

Item 5

Model Number: _____

chair (1): _____

seat cushion (2): _____

privacy surround (3): _____

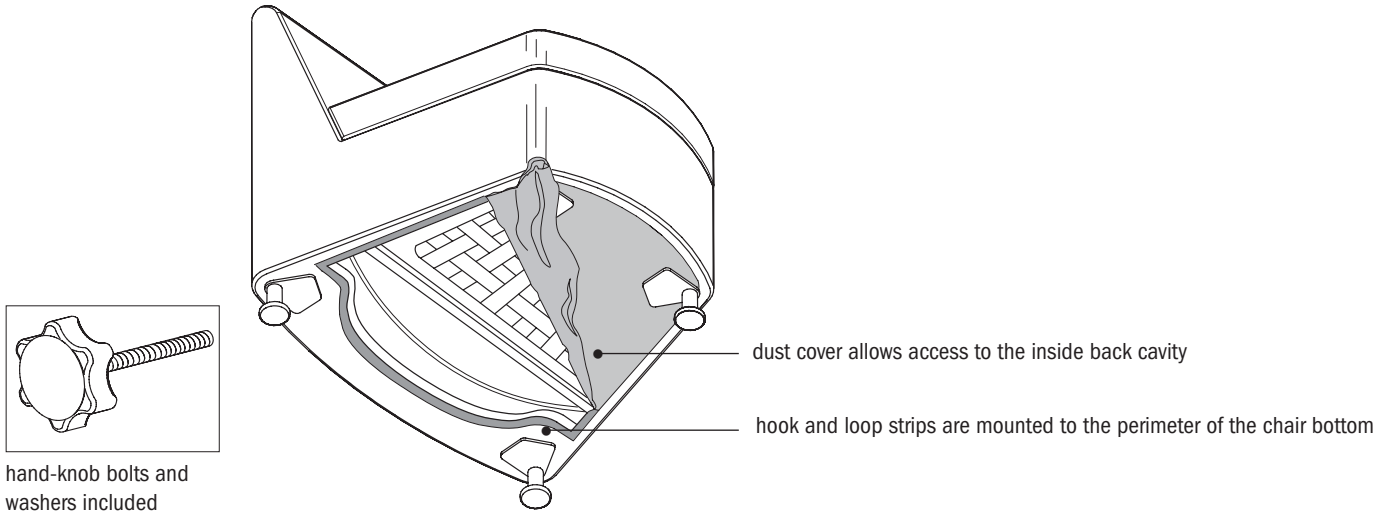
fill out for each model ordered

Code Explanation

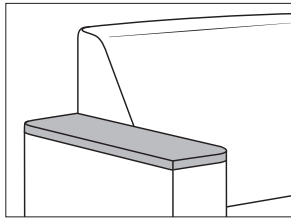
- 1 = upholstered chair - fabric choice required
- 2 = seat cushion (light gray) - fabric choice required
- 3= Privacy Screen/Surround - fabric choice required
- 4 = work shelf either veneer or laminate
 - veneer - Essentials - finish choice required
 - laminate - Designer White, Shadow or Slate Grey

Installation of Privacy Screen and Work Shelf

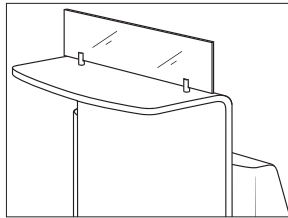
Simple field installation is required on club chairs when ordering units with privacy screens and work shelves. Instructions are included. Access to the back of the chair is through the chair bottom. Attaching knobs are included, no tools are required.



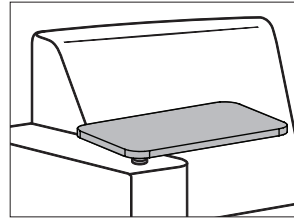
Moto Options for Lounge Seating



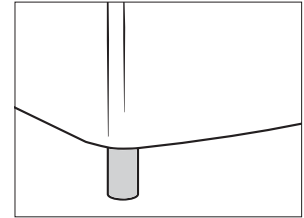
Arm Cap
solid maple
or
Black 3D Laminate (B3LAC)
add \$361 list per arm




Work Shelf Acrylic Screen
frosted acrylic screens
4 3/8" tall - from work shelf surface
brushed aluminum standoffs
add \$284 list.



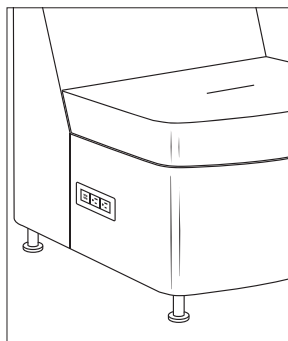
Tablet Arm
rotating 10" x 16" rectangular surface or
10" x 14" oval surface
300 lb max. static weight rating
for inline or convex units with arms
specify surface finish
vener
Essentials
Artisan
(stained plywood edge)
laminat
(clear coat plywood edge)
add \$794 list per arm




Wood Foot
solid maple
adjustable glide - up to 3/4"
add \$82 list per chair



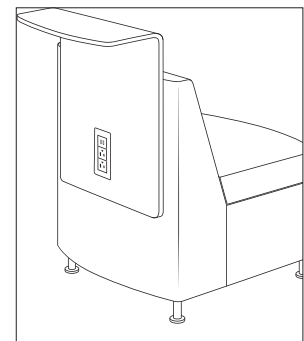
EC22 (3 installed locations)
Flush Mount Power Center
two 110 devices and
one USB 2-Port Simplex for charging



side of seating
specify right or left
add \$670 list for each EC22



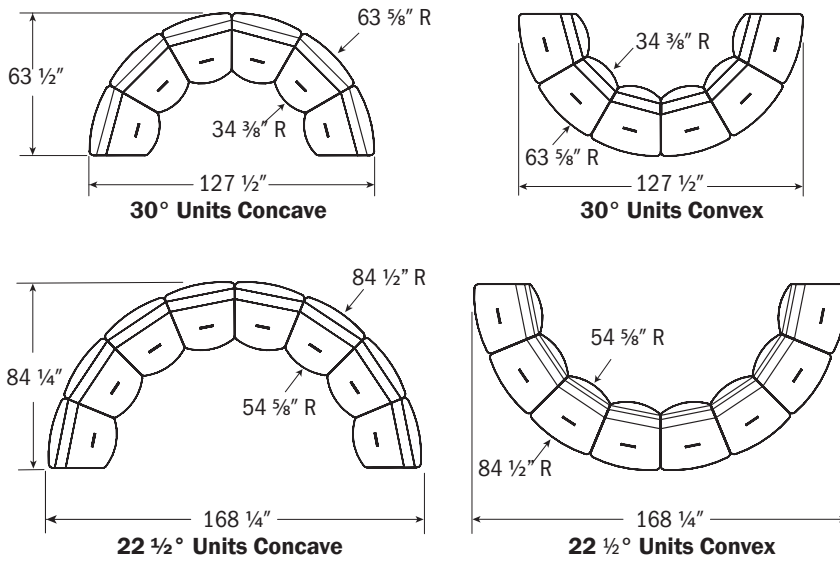
side of privacy surround
specify right or left
add \$670 list for each EC22



back of work shelf
add \$801 list

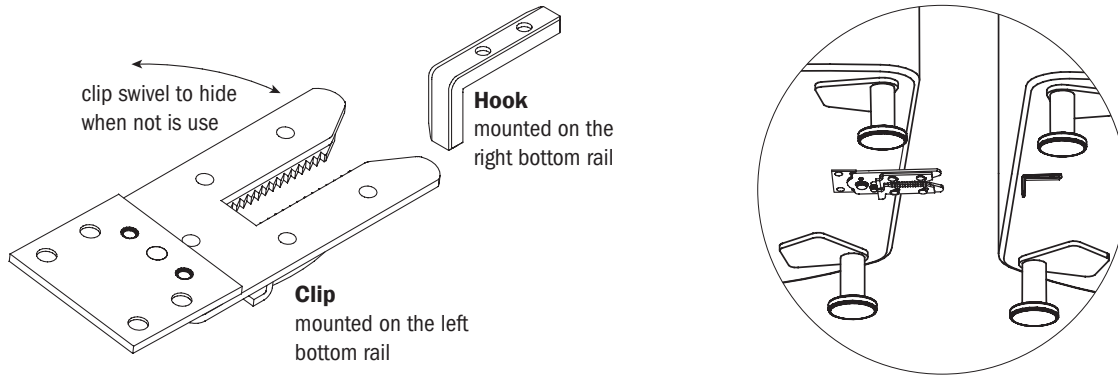
Additional Product Information

Half Round Dimensions



Modular Lounge and Linking Drum Tables

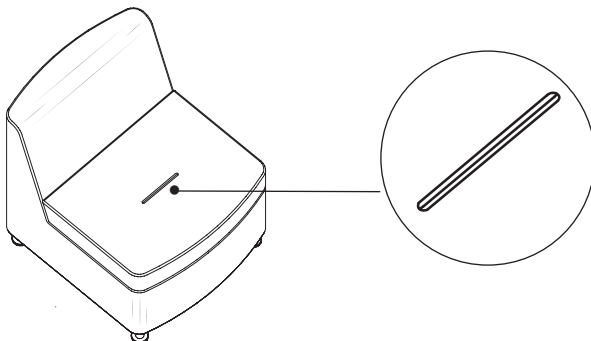
An Alligator Clip assembly is installed to connect lounge and linking drum tables. The clip is installed on the left bottom side rail and the hook is installed on the right bottom side rail. The bottom chair rails are bored to accept either the clip or hook for field re-configurations.



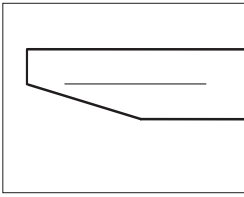
Note: Linking Table Tops are permanent bolt thru attachment and do not use the above clip.

Lounge Seating - Seam Detail

Seats have a seam detail in the center of the seat. This seam detail is standard and will help keep the tailored look of Moto. Please note that fabrics and leathers are all different (fiber content, yarn elasticity and yarn weight) which can affect the tailoring of the Moto Lounge. The aesthetic seam helps with variations in the upholstery cover. Contact Customer Service with fabric and leather information if a concern exists with a certain upholstery cover.

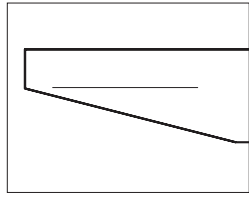


Casegood & Table Edge Details



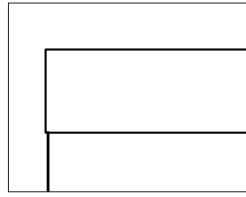
Bevel Edge

used on pull-up tables



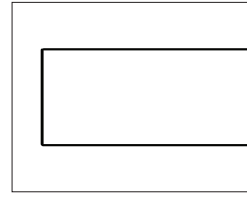
Bevel Edge

used on work tables



Straight Edge

used on linking tables



Straight Edge

used on media table surfaces



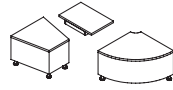
3/4" thick top
essentials veneer
artisan veneer
laminates - HPL
(bevel underside MDF)

maple base
finishes see page [MT4](#)




1 3/16" thick top
essentials veneer
artisan veneer
laminates - HPL
(bevel underside MDF)

maple base
finishes see page [MT4](#)

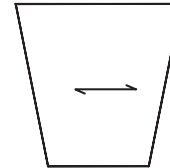
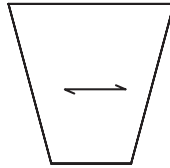
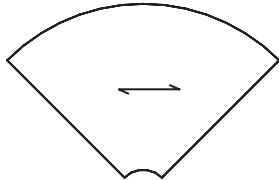
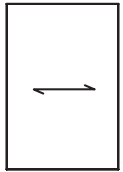


1" thick
available in
essentials veneer
artisan veneer



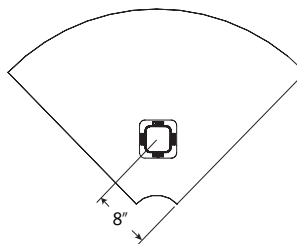
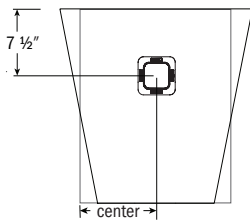
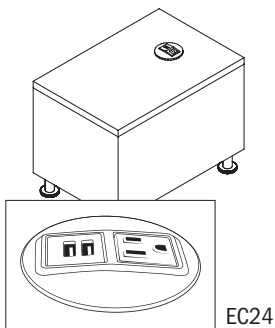
1 3/16" thick
available in
essentials veneer
artisan veneer
laminates - HPL
(bevel underside MDF)

Linking Tables - Grain Direction



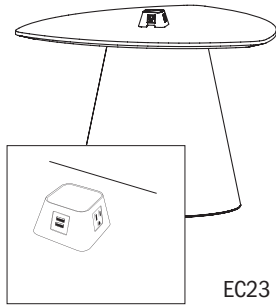
Linking Drum Tables - Power Location

The EC24 or EC23 are available on linking drum tables. Wire management moves through the bottom cavity. The location shown below is for all table shapes.

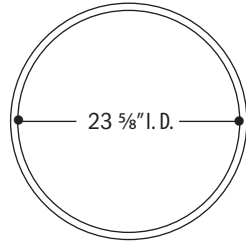


Work Tables - Power and Wire Management

The optional EC23 or EC24 is recommended for the work tables. When electrical units are used on the work tables with a conical base, the base allows wires to run through to a floor outlet. The unrestricted opening at the bottom of the base allows the base to be placed over the floor electrical monument.



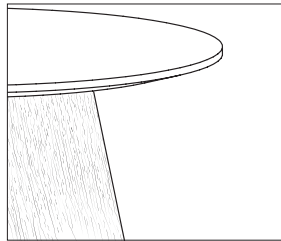
EC23



Both the EC23 and EC24 are centered on the top over the base.

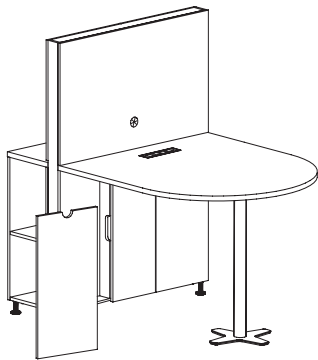
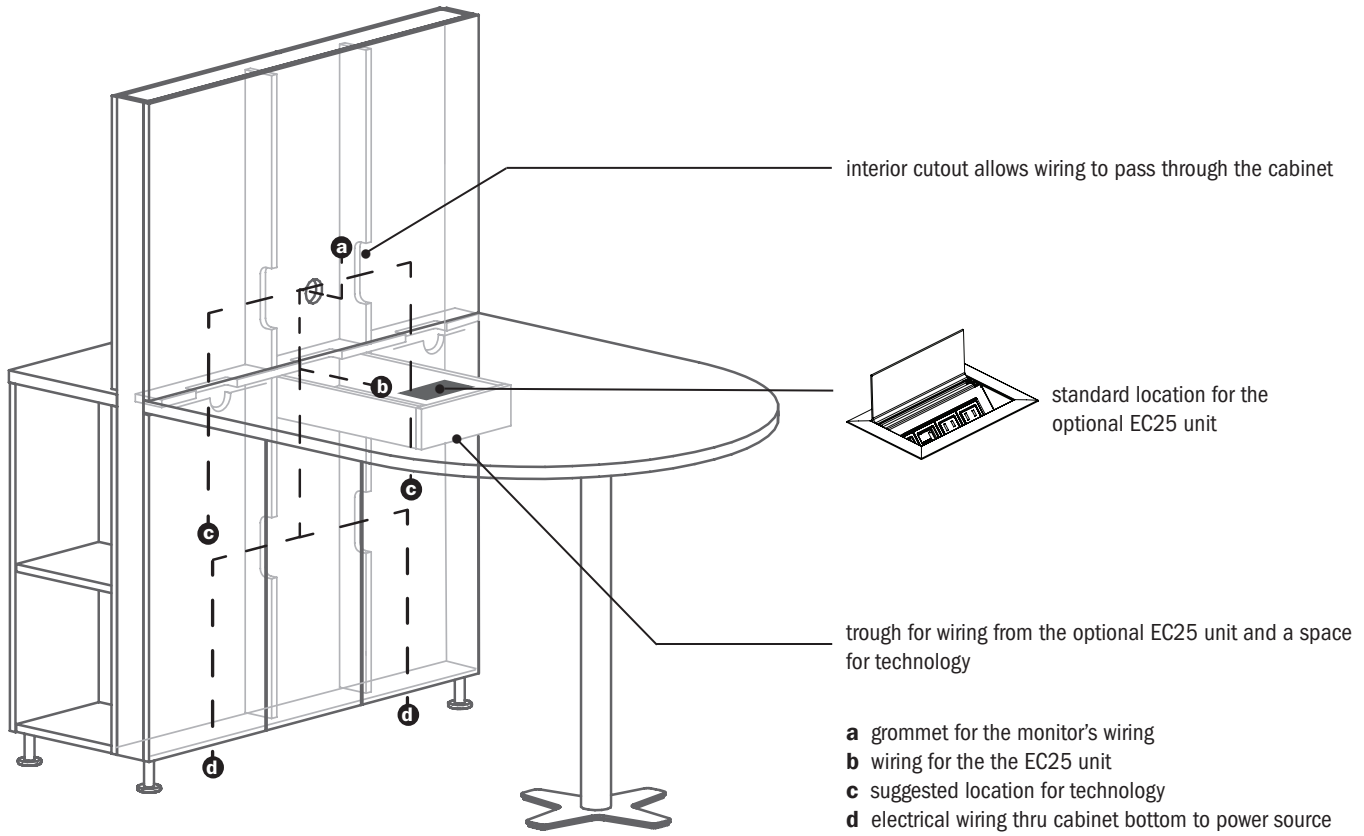
Conical Table Base - Material and Grain Direction

The conical base on the pull-up and work tables is solid Maple material. This base is available in wood finishes, paint colors and laminate matching finishes. Adjustable leveling glides are included.

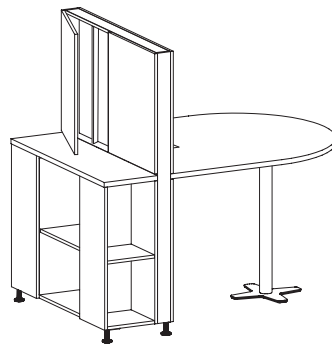


Media Tables and Media Credenzas - Wire Management and Power/Data

Easy access to wiring is provided in the Moto Media products. Well placed grommets, doors, and allowance inside the cabinets makes it easy to outfit these units quickly. The recommended EC25 brings power and data access to the top.



removable panels

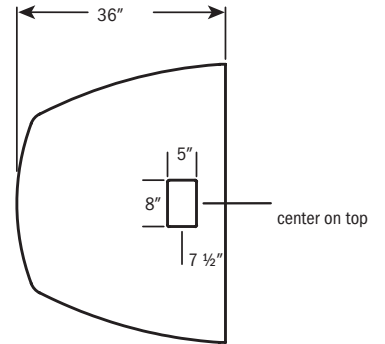
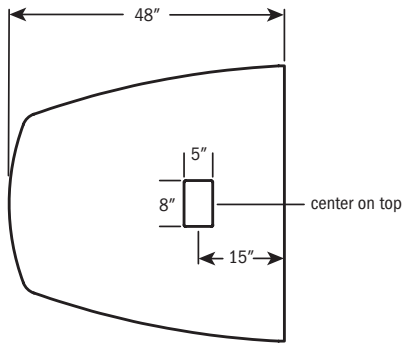
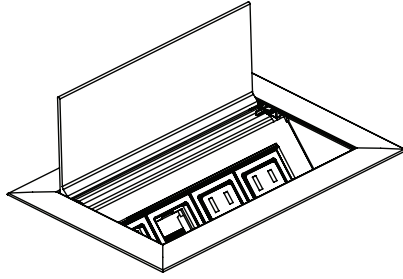


hinged doors

Media Tables - Power Location

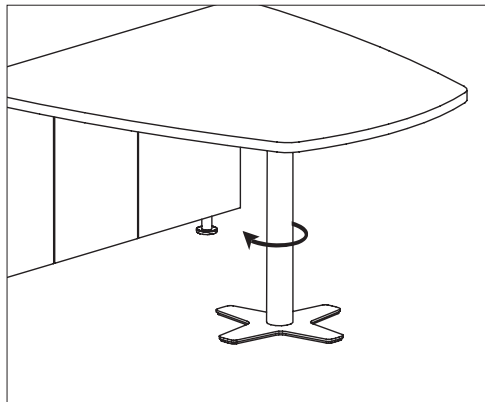
The EC25 is available on media tables. The location shown below is for all table wedge shape tops, location for EC25 on bullet shapes are similar.

EC25 Power Unit Location Examples



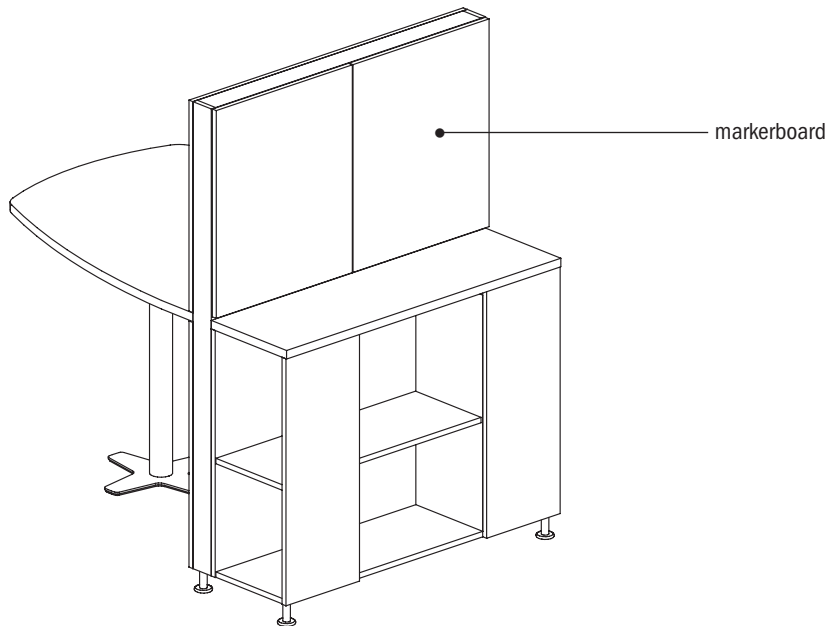
Media Tables - Leveling the Post Column

Leveling is made easy by turning the column.



Markerboard Back Panel Options

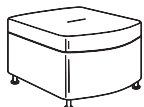
Markerboard back panels can be specified for the back panels on Media Tables, Media Credenzas and Bookcases.



Description + General Information

Narrow Inline Bench

MTL260



| Dimensions | D | W | H | Shipping | |
|------------|----|----|------|----------|----|
| Overall | 30 | 26 | 17 ¾ | Ctn Wt | 43 |
| Seat | 30 | 26 | 17 ¾ | Cu Ft | 11 |

| | Single Upholstery | Chair Zone 1 | Seat Cushion Zone 2 |
|-----------|-------------------|--------------|---------------------|
| COM Ydg | 2 ¼ | 1 ¼ | 1 ½ |
| COL Sq Ft | 45 | 25 | 30 |

Single Upholstery Specify: Model | Upholstery | Foot | Power Center

| MTL260 | | | | | | | | | | | | | | |
|------------|---------|---------|---------|---------|---------|---------|---------|---------|---------|---------|---------|---------|---------|---------|
| | COM | COL | A | B | C | D | E | F | G | H | I | J | L1 | L2 |
| Single Uph | \$1,655 | \$1,787 | \$1,676 | \$1,716 | \$1,787 | \$1,876 | \$1,952 | \$2,087 | \$2,230 | \$2,352 | \$2,572 | \$2,831 | \$2,335 | \$2,526 |

Multiple Upholstery Specify: Model | Chair Uph | Seat Cushion Uph | Foot | Power Center

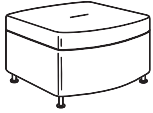
| MTL260_M | | | | | | | | | | | | | | | |
|-----------------------|-----|---|-------|-------|-------|--------|--------|--------|--------|--------|--------|--------|--------|--------|--|
| Base Price: \$1,655 | | To the Base Price, add the appropriate upcharges by grade, per zone | | | | | | | | | | | | | |
| | COM | COL | A | B | C | D | E | F | G | H | I | J | L1 | L2 | |
| Chair - Zone 1 | n/a | +\$76 | +\$13 | +\$36 | +\$76 | +\$128 | +\$171 | +\$248 | +\$330 | +\$399 | +\$525 | +\$674 | +\$390 | +\$499 | |
| Seat Cushion - Zone 2 | n/a | +\$91 | +\$15 | +\$42 | +\$91 | +\$153 | +\$205 | +\$298 | +\$395 | +\$479 | +\$630 | +\$809 | +\$468 | +\$599 | |

| Model | Upholstery | Foot | Power Center |
|-------|--|--|---|
| | Grade Vendor Pattern Colorway | MF Metal Feet WDF Wood Feet see Wood Finishes CAS Casters | NP No Power Center EC22 EC22 Flush Mount |

Description + General Information

Inline Bench

MTL300



| Dimensions | D | W | H | Shipping | |
|------------|----|----|------|----------|----|
| Overall | 30 | 30 | 17 ¼ | Ctn Wt | 46 |
| Seat | 30 | 30 | 17 ¼ | Cu Ft | 12 |

| | Single Upholstery | Chair Zone 1 | Seat Cushion Zone 2 |
|-----------|-------------------|--------------|---------------------|
| COM Ydg | 2 ¼ | 1 ¼ | 1 ½ |
| COL Sq Ft | 45 | 25 | 30 |

Single Upholstery Specify: Model | Upholstery | Foot | Power Center

| MTL300 | | | | | | | | | | | | | | |
|------------|---------|---------|---------|---------|---------|---------|---------|---------|---------|---------|---------|---------|---------|---------|
| | COM | COL | A | B | C | D | E | F | G | H | I | J | L1 | L2 |
| Single Uph | \$1,678 | \$1,810 | \$1,699 | \$1,739 | \$1,810 | \$1,899 | \$1,976 | \$2,110 | \$2,253 | \$2,375 | \$2,594 | \$2,854 | \$2,358 | \$2,549 |

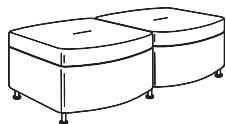
Multiple Upholstery Specify: Model | Chair Uph | Seat Cushion Uph | Foot | Power Center

| MTL300_M | | | | | | | | | | | | | | | |
|----------------------------|---|-------|-------|-------|-------|--------|--------|--------|--------|--------|--------|--------|--------|--------|--|
| Base Price: \$1,678 | To the Base Price, add the appropriate upcharges by grade, per zone | | | | | | | | | | | | | | |
| | COM | COL | A | B | C | D | E | F | G | H | I | J | L1 | L2 | |
| Chair - Zone 1 | n/a | +\$76 | +\$13 | +\$36 | +\$76 | +\$128 | +\$171 | +\$248 | +\$330 | +\$399 | +\$524 | +\$674 | +\$390 | +\$499 | |
| Seat Cushion - Zone 2 | n/a | +\$91 | +\$15 | +\$42 | +\$91 | +\$153 | +\$205 | +\$298 | +\$395 | +\$479 | +\$629 | +\$809 | +\$468 | +\$599 | |

| Model | Upholstery | Foot | Power Center |
|-------|--|---|---|
| | Grade Vendor Pattern Colorway | MF Metal Feet WDF Wood Feet see Wood Finishes CAS Casters | NP No Power Center EC22 EC22 Flush Mount |

Description + General Information

Two Seat Bench



MTL600

· casters not available

| Dimensions | D | W | H | Shipping | |
|------------|----|----|------|----------|----|
| Overall | 30 | 60 | 17 ¾ | Ctn Wt | 90 |
| Seat | 30 | 60 | 17 ¾ | Cu Ft | 23 |

| | Single Upholstery | Chair Zone 1 | Seat Cushion Zone 2 |
|-----------|-------------------|--------------|---------------------|
| COM Ydg | 4 ½ | 2 ½ | 3 |
| COL Sq Ft | 90 | 50 | 60 |

Single Upholstery Specify: Model | Upholstery | Foot | Power Center

| MTL600 | | | | | | | | | | | | | | |
|------------|---------|---------|---------|---------|---------|---------|---------|---------|---------|---------|---------|---------|---------|---------|
| | COM | COL | A | B | C | D | E | F | G | H | I | J | L1 | L2 |
| Single Uph | \$2,970 | \$3,231 | \$3,011 | \$3,092 | \$3,231 | \$3,410 | \$3,563 | \$3,832 | \$4,118 | \$4,363 | \$4,802 | \$5,322 | \$4,329 | \$4,711 |

Multiple Upholstery Specify: Model | Chair Uph | Seat Cushion Uph | Foot | Power Center

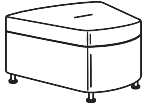
| MTL600_M | | | | | | | | | | | | | | |
|----------------------------|---|--------|-------|-------|--------|--------|--------|--------|--------|--------|----------|----------|--------|----------|
| Base Price: \$2,970 | To the Base Price, add the appropriate upcharges by grade, per zone | | | | | | | | | | | | | |
| | COM | COL | A | B | C | D | E | F | G | H | I | J | L1 | L2 |
| Chair - Zone 1 | n/a | +\$151 | +\$25 | +\$71 | +\$151 | +\$252 | +\$341 | +\$494 | +\$658 | +\$798 | +\$1,049 | +\$1,347 | +\$779 | +\$997 |
| Seat Cushion - Zone 2 | n/a | +\$180 | +\$29 | +\$84 | +\$180 | +\$303 | +\$408 | +\$593 | +\$789 | +\$958 | +\$1,259 | +\$1,616 | +\$934 | +\$1,196 |

| Model | Upholstery | Foot | Power Center |
|-------|--|--|---|
| | Grade Vendor Pattern Colorway | MF Metal Feet WDF Wood Feet see Wood Finishes CAS Casters | NP No Power Center EC22 EC22 Flush Mount |

Description + General Information

30° Concave Bench

MTI300



| Dimensions | D | W | H | Shipping | |
|------------|----|----|------|----------|----|
| Overall | 30 | 32 | 17 ¼ | Ctn Wt | 42 |
| Seat | 30 | 32 | 17 ¼ | Cu Ft | 13 |

| | Single Upholstery | Chair Zone 1 | Seat Cushion Zone 2 |
|-----------|-------------------|--------------|---------------------|
| COM Ydg | 2 ¼ | 1 ¼ | 1 ½ |
| COL Sq Ft | 45 | 25 | 30 |

Single Upholstery Specify: Model | Upholstery | Foot | Power Center

| MTI300 | | | | | | | | | | | | | | |
|------------|---------|---------|---------|---------|---------|---------|---------|---------|---------|---------|---------|---------|---------|---------|
| | COM | COL | A | B | C | D | E | F | G | H | I | J | L1 | L2 |
| Single Uph | \$1,693 | \$1,824 | \$1,714 | \$1,755 | \$1,824 | \$1,915 | \$1,990 | \$2,125 | \$2,268 | \$2,390 | \$2,610 | \$2,870 | \$2,372 | \$2,564 |

Multiple Upholstery Specify: Model | Chair Uph | Seat Cushion Uph | Foot | Power Center

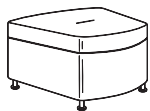
| MTI300_M | | | | | | | | | | | | | | | |
|-----------------------|-----|---|-------|-------|-------|--------|--------|--------|--------|--------|--------|--------|--------|--------|--|
| Base Price: \$1,693 | | To the Base Price, add the appropriate upcharges by grade, per zone | | | | | | | | | | | | | |
| | COM | COL | A | B | C | D | E | F | G | H | I | J | L1 | L2 | |
| Chair - Zone 1 | n/a | +\$76 | +\$13 | +\$36 | +\$76 | +\$128 | +\$171 | +\$248 | +\$330 | +\$399 | +\$525 | +\$675 | +\$390 | +\$499 | |
| Seat Cushion - Zone 2 | n/a | +\$91 | +\$15 | +\$44 | +\$91 | +\$153 | +\$205 | +\$298 | +\$396 | +\$479 | +\$630 | +\$809 | +\$468 | +\$599 | |

| Model | Upholstery | Foot | Power Center |
|-------|--|--|---|
| | Grade Vendor Pattern Colorway | MF Metal Feet WDF Wood Feet see Wood Finishes CAS Casters | NP No Power Center EC22 EC22 Flush Mount |

Description + General Information

22 ½° Concave Bench

MTI220



| Dimensions | D | W | H | Shipping | |
|------------|----|----|------|----------|----|
| Overall | 30 | 32 | 17 ¾ | Ctn Wt | 43 |
| Seat | 30 | 32 | 17 ¾ | Cu Ft | 13 |

| | Single Upholstery | Chair Zone 1 | Seat Cushion Zone 2 |
|-----------|-------------------|--------------|---------------------|
| COM Ydg | 2 ¼ | 1 ¼ | 1 ½ |
| COL Sq Ft | 90 | 25 | 30 |

Single Upholstery Specify: Model | Upholstery | Foot | Power Center

| MTI220 | | | | | | | | | | | | | | |
|------------|---------|---------|---------|---------|---------|---------|---------|---------|---------|---------|---------|---------|---------|---------|
| | COM | COL | A | B | C | D | E | F | G | H | I | J | L1 | L2 |
| Single Uph | \$1,696 | \$1,826 | \$1,716 | \$1,757 | \$1,826 | \$1,917 | \$1,992 | \$2,127 | \$2,271 | \$2,392 | \$2,612 | \$2,872 | \$2,375 | \$2,566 |

Multiple Upholstery Specify: Model | Chair Uph | Seat Cushion Uph | Foot | Power Center

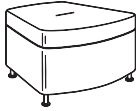
| MTI220_M | | | | | | | | | | | | | | | |
|-----------------------|-----|---|-------|-------|-------|--------|--------|--------|--------|--------|--------|--------|--------|--------|--|
| Base Price: \$1,696 | | To the Base Price, add the appropriate upcharges by grade, per zone | | | | | | | | | | | | | |
| | COM | COL | A | B | C | D | E | F | G | H | I | J | L1 | L2 | |
| Chair - Zone 1 | n/a | +\$75 | +\$12 | +\$36 | +\$75 | +\$128 | +\$171 | +\$247 | +\$330 | +\$399 | +\$524 | +\$674 | +\$389 | +\$498 | |
| Seat Cushion - Zone 2 | n/a | +\$91 | +\$15 | +\$42 | +\$91 | +\$153 | +\$204 | +\$297 | +\$395 | +\$479 | +\$629 | +\$809 | +\$467 | +\$598 | |

| Model | Upholstery | Foot | Power Center |
|-------|--|--|---|
| | Grade Vendor Pattern Colorway | MF Metal Feet WDF Wood Feet see Wood Finishes CAS Casters | NP No Power Center EC22 EC22 Flush Mount |

Description + General Information

30° Convex Bench

MT0300



| Dimensions | D | W | H | Shipping | |
|------------|----|----|------|----------|----|
| Overall | 30 | 32 | 17 ¼ | Ctn Wt | 42 |
| Seat | 30 | 32 | 17 ¼ | Cu Ft | 13 |

| | Single Upholstery | Chair Zone 1 | Seat Cushion Zone 2 |
|-----------|-------------------|--------------|---------------------|
| COM Ydg | 2 ¼ | 1 ¼ | 1 ½ |
| COL Sq Ft | 45 | 25 | 30 |

Single Upholstery Specify: Model | Upholstery | Foot | Power Center

| MT0300 | | | | | | | | | | | | | | |
|------------|---------|---------|---------|---------|---------|---------|---------|---------|---------|---------|---------|---------|---------|---------|
| | COM | COL | A | B | C | D | E | F | G | H | I | J | L1 | L2 |
| Single Uph | \$1,693 | \$1,824 | \$1,714 | \$1,755 | \$1,824 | \$1,915 | \$1,990 | \$2,125 | \$2,268 | \$2,390 | \$2,610 | \$2,870 | \$2,372 | \$2,564 |

Multiple Upholstery Specify: Model | Chair Uph | Seat Cushion Uph | Foot | Power Center

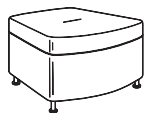
| MT0300_M | | | | | | | | | | | | | | | |
|-----------------------|-----|---|-------|-------|-------|--------|--------|--------|--------|--------|--------|--------|--------|--------|--|
| Base Price: \$1,693 | | To the Base Price, add the appropriate upcharges by grade, per zone | | | | | | | | | | | | | |
| | COM | COL | A | B | C | D | E | F | G | H | I | J | L1 | L2 | |
| Chair - Zone 1 | n/a | +\$76 | +\$13 | +\$36 | +\$76 | +\$128 | +\$171 | +\$248 | +\$330 | +\$399 | +\$525 | +\$675 | +\$390 | +\$499 | |
| Seat Cushion - Zone 2 | n/a | +\$91 | +\$15 | +\$44 | +\$91 | +\$153 | +\$205 | +\$298 | +\$396 | +\$479 | +\$630 | +\$809 | +\$468 | +\$599 | |

| Model | Upholstery | Foot | Power Center |
|-------|--|--|---|
| | Grade Vendor Pattern Colorway | MF Metal Feet WDF Wood Feet see Wood Finishes CAS Casters | NP No Power Center EC22 EC22 Flush Mount |

Description + General Information

22 ½° Convex Bench

MTO220



| Dimensions | D | W | H | Shipping | |
|------------|----|----|------|----------|----|
| Overall | 30 | 32 | 17 ¾ | Ctn Wt | 43 |
| Seat | 30 | 32 | 17 ¾ | Cu Ft | 13 |

| | Single Upholstery | Chair Zone 1 | Seat Cushion Zone 2 |
|-----------|-------------------|--------------|---------------------|
| COM Ydg | 2 ¼ | 1 ¼ | 1 ½ |
| COL Sq Ft | 90 | 25 | 30 |

Single Upholstery Specify: Model | Upholstery | Foot | Power Center

| MTO220 | | | | | | | | | | | | | | |
|------------|---------|---------|---------|---------|---------|---------|---------|---------|---------|---------|---------|---------|---------|---------|
| | COM | COL | A | B | C | D | E | F | G | H | I | J | L1 | L2 |
| Single Uph | \$1,696 | \$1,826 | \$1,716 | \$1,757 | \$1,826 | \$1,917 | \$1,992 | \$2,127 | \$2,271 | \$2,392 | \$2,612 | \$2,872 | \$2,375 | \$2,566 |

Multiple Upholstery Specify: Model | Chair Uph | Seat Cushion Uph | Foot | Power Center

| MTO220_M | | | | | | | | | | | | | | | |
|----------------------------|-----|---|-------|-------|-------|--------|--------|--------|--------|--------|--------|--------|--------|--------|--|
| Base Price: \$1,696 | | To the Base Price, add the appropriate upcharges by grade, per zone | | | | | | | | | | | | | |
| | COM | COL | A | B | C | D | E | F | G | H | I | J | L1 | L2 | |
| Chair - Zone 1 | n/a | +\$75 | +\$12 | +\$36 | +\$75 | +\$128 | +\$171 | +\$247 | +\$330 | +\$399 | +\$524 | +\$674 | +\$389 | +\$498 | |
| Seat Cushion - Zone 2 | n/a | +\$91 | +\$15 | +\$42 | +\$91 | +\$153 | +\$204 | +\$297 | +\$395 | +\$479 | +\$629 | +\$809 | +\$467 | +\$598 | |

| Model | Upholstery | Foot | Power Center |
|-------|--|---|---|
| | Grade Vendor Pattern Colorway | MF Metal Feet WDF Wood Feet see Wood Finishes CAS Casters | NP No Power Center EC22 EC22 Flush Mount |

Description + General Information

Narrow Inline Club Chair

MTL261



| Dimensions | D | W | H | Shipping | |
|------------|------|----|------|----------|----|
| Overall | 30 | 26 | 31 ½ | Ctn Wt | 55 |
| Seat | 20 ½ | 26 | 17 ¾ | Cu Ft | 18 |

| | Single Upholstery | Chair Zone 1 | Seat Cushion Zone 2 |
|-----------|-------------------|--------------|---------------------|
| COM Ydg | 3 | 2 | 1 |
| COL Sq Ft | 60 | 40 | 20 |

Single Upholstery Specify: Model | Upholstery | Foot | Power Center

| MTL261 | | | | | | | | | | | | | | |
|------------|---------|---------|---------|---------|---------|---------|---------|---------|---------|---------|---------|---------|---------|---------|
| | COM | COL | A | B | C | D | E | F | G | H | I | J | L1 | L2 |
| Single Uph | \$2,040 | \$2,214 | \$2,067 | \$2,120 | \$2,214 | \$2,334 | \$2,435 | \$2,614 | \$2,805 | \$2,969 | \$3,262 | \$3,608 | \$2,945 | \$3,201 |

Multiple Upholstery Specify: Model | Chair Uph | Seat Cushion Uph | Foot | Power Center

| MTL261_M | | | | | | | | | | | | | | | |
|-----------------------|---|--------|-------|-------|--------|--------|--------|--------|--------|--------|--------|----------|--------|--------|--|
| Base Price: | \$2,040 | | | | | | | | | | | | | | |
| | To the Base Price, add the appropriate upcharges by grade, per zone | | | | | | | | | | | | | | |
| | COM | COL | A | B | C | D | E | F | G | H | I | J | L1 | L2 | |
| Chair - Zone 1 | n/a | +\$120 | +\$19 | +\$56 | +\$120 | +\$203 | +\$272 | +\$395 | +\$527 | +\$639 | +\$840 | +\$1,078 | +\$622 | +\$798 | |
| Seat Cushion - Zone 2 | n/a | +\$60 | +\$10 | +\$29 | +\$60 | +\$102 | +\$137 | +\$198 | +\$264 | +\$320 | +\$420 | +\$539 | +\$311 | +\$399 | |

| Model | Upholstery | Foot | Power Center |
|-------|--|--|---|
| | Grade Vendor Pattern Colorway | MF Metal Feet WDF Wood Feet see Wood Finishes CAS Casters | NP No Power Center EC22 EC22 Flush Mount |

Description + General Information

Narrow Inline Club Chair with Clean Out

MTL261-CO
· discrete clean out



| Dimensions | D | W | H | Shipping | |
|------------|------|----|------|----------|----|
| Overall | 30 | 26 | 31 ½ | Ctn Wt | 55 |
| Seat | 20 ½ | 26 | 17 ¾ | Cu Ft | 18 |

| | Single Upholstery | Chair Zone 1 | Seat Cushion Zone 2 |
|-----------|-------------------|--------------|---------------------|
| COM Ydg | 3 ¼ | 2 ¼ | 1 |
| COL Sq Ft | 65 | 45 | 20 |

Single Upholstery Specify: Model | Upholstery | Foot | Power Center

| MTL261-CO | | | | | | | | | | | | | | |
|------------|---------|---------|---------|---------|---------|---------|---------|---------|---------|---------|---------|---------|---------|---------|
| | COM | COL | A | B | C | D | E | F | G | H | I | J | L1 | L2 |
| Single Uph | \$2,156 | \$2,344 | \$2,187 | \$2,244 | \$2,344 | \$2,474 | \$2,586 | \$2,779 | \$2,986 | \$3,163 | \$3,480 | \$3,856 | \$3,137 | \$3,413 |

Multiple Upholstery Specify: Model | Chair Uph | Seat Cushion Uph | Foot | Power Center

| MTL261-CO_M | | | | | | | | | | | | | | | |
|----------------------------|-----|---|-------|-------|--------|--------|--------|--------|--------|--------|--------|---------|--------|--------|--|
| Base Price: \$2,156 | | To the Base Price, add the appropriate upcharges by grade, per zone | | | | | | | | | | | | | |
| | COM | COL | A | B | C | D | E | F | G | H | I | J | L1 | L2 | |
| Chair - Zone 1 | n/a | +\$135 | +\$23 | +\$63 | +\$135 | +\$228 | +\$307 | +\$445 | +\$593 | +\$719 | +\$945 | +\$1213 | +\$701 | +\$897 | |
| Seat Cushion - Zone 2 | n/a | +\$60 | +\$11 | +\$29 | +\$60 | +\$102 | +\$137 | +\$198 | +\$264 | +\$320 | +\$420 | +\$540 | +\$312 | +\$399 | |

| Model | Upholstery | Foot | Power Center |
|-------|--|--|---|
| | Grade Vendor Pattern Colorway | MF Metal Feet WDF Wood Feet see Wood Finishes CAS Casters | NP No Power Center EC22 EC22 Flush Mount |

Description + General Information

Inline Club Chair

MTL301



| Dimensions | D | W | H | Shipping | |
|------------|------|----|------|----------|----|
| Overall | 30 | 30 | 31 ½ | Ctn Wt | 60 |
| Seat | 20 ½ | 30 | 17 ¾ | Cu Ft | 20 |

| | Single Upholstery | Chair Zone 1 | Seat Cushion Zone 2 |
|-----------|-------------------|--------------|---------------------|
| COM Ydg | 3 | 2 | 1 |
| COL Sq Ft | 60 | 40 | 20 |

Single Upholstery Specify: Model | Upholstery | Foot | Power Center

| MTL301 | | | | | | | | | | | | | | |
|------------|---------|---------|---------|---------|---------|---------|---------|---------|---------|---------|---------|---------|---------|---------|
| | COM | COL | A | B | C | D | E | F | G | H | I | J | L1 | L2 |
| Single Uph | \$2,061 | \$2,234 | \$2,088 | \$2,141 | \$2,234 | \$2,355 | \$2,455 | \$2,635 | \$2,826 | \$2,990 | \$3,283 | \$3,628 | \$2,966 | \$3,221 |

Multiple Upholstery Specify: Model | Chair Uph | Seat Cushion Uph | Foot | Power Center

| MTL301_M | | | | | | | | | | | | | | | |
|-----------------------|---|--------|-------|-------|--------|--------|--------|--------|--------|--------|--------|---------|--------|--------|--|
| Base Price: \$2,061 | To the Base Price, add the appropriate upcharges by grade, per zone | | | | | | | | | | | | | | |
| | COM | COL | A | B | C | D | E | F | G | H | I | J | L1 | L2 | |
| Chair - Zone 1 | n/a | +\$120 | +\$19 | +\$56 | +\$120 | +\$203 | +\$272 | +\$395 | +\$527 | +\$639 | +\$840 | +\$1078 | +\$622 | +\$797 | |
| Seat Cushion - Zone 2 | n/a | +\$60 | +\$10 | +\$29 | +\$60 | +\$102 | +\$137 | +\$198 | +\$264 | +\$320 | +\$420 | +\$539 | +\$311 | +\$399 | |

| Model | Upholstery | Foot | Power Center |
|-------|--|--|---|
| | Grade Vendor Pattern Colorway | MF Metal Feet WDF Wood Feet see Wood Finishes CAS Casters | NP No Power Center EC22 EC22 Flush Mount |

Description + General Information

Inline Club Chair with Clean Out

MTL301-CO
· discrete clean out



| Dimensions | D | W | H | Shipping | |
|------------|------|----|------|----------|----|
| Overall | 30 | 30 | 31 ½ | Ctn Wt | 60 |
| Seat | 20 ½ | 30 | 17 ¾ | Cu Ft | 20 |

| | Single Upholstery | Chair Zone 1 | Seat Cushion Zone 2 |
|-----------|-------------------|--------------|---------------------|
| COM Ydg | 3 ¼ | 2 ¼ | 1 |
| COL Sq Ft | 65 | 45 | 20 |

Single Upholstery Specify: Model | Upholstery | Foot | Power Center

| MTL301-CO | | | | | | | | | | | | | | |
|------------|---------|---------|---------|---------|---------|---------|---------|---------|---------|---------|---------|---------|---------|---------|
| | COM | COL | A | B | C | D | E | F | G | H | I | J | L1 | L2 |
| Single Uph | \$2,190 | \$2,378 | \$2,219 | \$2,277 | \$2,378 | \$2,507 | \$2,618 | \$2,811 | \$3,018 | \$3,197 | \$3,513 | \$3,889 | \$3,170 | \$3,447 |


Multiple Upholstery Specify: Model | Chair Uph | Seat Cushion Uph | Foot | Power Center

| MTL301-CO_M | | | | | | | | | | | | | | | |
|----------------------------|-----|---|-------|-------|--------|--------|--------|--------|--------|--------|--------|---------|--------|--------|--|
| Base Price: \$2,190 | | To the Base Price, add the appropriate upcharges by grade, per zone | | | | | | | | | | | | | |
| | COM | COL | A | B | C | D | E | F | G | H | I | J | L1 | L2 | |
| Chair - Zone 1 | n/a | +\$135 | +\$21 | +\$63 | +\$135 | +\$227 | +\$306 | +\$445 | +\$592 | +\$719 | +\$944 | +\$1212 | +\$701 | +\$897 | |
| Seat Cushion - Zone 2 | n/a | +\$60 | +\$10 | +\$29 | +\$60 | +\$101 | +\$137 | +\$198 | +\$264 | +\$320 | +\$420 | +\$539 | +\$312 | +\$399 | |

| Model | Upholstery | Foot | Power Center |
|-------|--|--|---|
| | Grade Vendor Pattern Colorway | MF Metal Feet WDF Wood Feet see Wood Finishes CAS Casters | NP No Power Center EC22 EC22 Flush Mount |

Description + General Information

Two Seat Club Chair



MTL601

· casters not available

| Dimensions | D | W | H | Shipping | |
|------------|------|----|------|----------|-----|
| Overall | 30 | 60 | 31 ½ | Ctn Wt | 118 |
| Seat | 20 ½ | 60 | 17 ¾ | Cu Ft | 39 |

| | Single Upholstery | Chair Zone 1 | Seat Cushion Zone 2 |
|-----------|-------------------|--------------|---------------------|
| COM Ydg | 6 | 4 | 2 |
| COL Sq Ft | 120 | 80 | 40 |

Single Upholstery Specify: Model | Upholstery | Foot | Power Center

| MTL601 | | | | | | | | | | | | | | |
|------------|---------|---------|---------|---------|---------|---------|---------|---------|---------|---------|---------|---------|---------|---------|
| | COM | COL | A | B | C | D | E | F | G | H | I | J | L1 | L2 |
| Single Uph | \$3,945 | \$4,307 | \$4,002 | \$4,112 | \$4,307 | \$4,556 | \$4,770 | \$5,141 | \$5,539 | \$5,880 | \$6,489 | \$7,212 | \$5,746 | \$6,256 |

Multiple Upholstery Specify: Model | Chair Uph | Seat Cushion Uph | Foot | Power Center

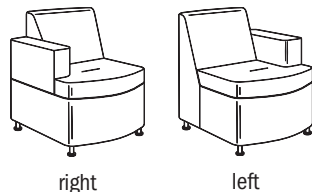
| MTL601_M | | | | | | | | | | | | | | | |
|----------------------------|-----|---|-------|--------|--------|--------|--------|--------|----------|----------|----------|----------|----------|----------|--|
| Base Price: \$3,945 | | To the Base Price, add the appropriate upcharges by grade, per zone | | | | | | | | | | | | | |
| | COM | COL | A | B | C | D | E | F | G | H | I | J | L1 | L2 | |
| Chair - Zone 1 | n/a | +\$249 | +\$40 | +\$116 | +\$249 | +\$420 | +\$567 | +\$823 | +\$1,096 | +\$1,330 | +\$1,748 | +\$2,244 | +\$1,237 | +\$1,588 | |
| Seat Cushion - Zone 2 | n/a | +\$125 | +\$20 | +\$58 | +\$125 | +\$210 | +\$284 | +\$412 | +\$549 | +\$665 | +\$874 | +\$1,123 | +\$619 | +\$794 | |

| Model | Upholstery | Foot | Power Center |
|-------|--|---|---|
| | Grade Vendor Pattern Colorway | MF Metal Feet WDF Wood Feet see Wood Finishes CAS Casters | NP No Power Center EC22 EC22 Flush Mount |

Description + General Information

Narrow Inline Club Chair with Arm

MTL261UAR
MTL261UAL



| Dimensions | D | W | H | Shipping | |
|------------|------|----|------|----------|----|
| Overall | 30 | 30 | 31 ½ | Ctn Wt | 67 |
| Seat | 20 ½ | 30 | 17 ¾ | Cu Ft | 18 |

| | Single Upholstery | Chair Zone 1 | Seat Cushion Zone 2 |
|-----------|-------------------|--------------|---------------------|
| COM Ydg | 3 ¼ | 3 ¼ | 1 |
| COL Sq Ft | 65 | 65 | 20 |

Single Upholstery Specify: Model | Upholstery | Foot | Power Center

| MTL261UAR MTL261UAL | | | | | | | | | | | | | | |
|------------------------|---------|---------|---------|---------|---------|---------|---------|---------|---------|---------|---------|---------|---------|---------|
| | COM | COL | A | B | C | D | E | F | G | H | I | J | L1 | L2 |
| Single Uph | \$2,232 | \$2,420 | \$2,261 | \$2,319 | \$2,420 | \$2,550 | \$2,661 | \$2,854 | \$3,061 | \$3,239 | \$3,556 | \$3,931 | \$3,212 | \$3,489 |

Multiple Upholstery Specify: Model | Chair Uph | Seat Cushion Uph | Foot | Power Center

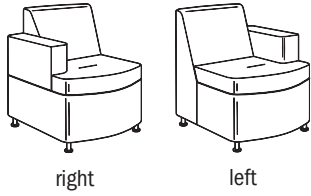
| MTL261UAR_M MTL261UAL_M | | | | | | | | | | | | | | |
|----------------------------|-----|---|-------|-------|--------|--------|--------|--------|--------|----------|----------|----------|----------|----------|
| Base Price: \$2,232 | | To the Base Price, add the appropriate upcharges by grade, per zone | | | | | | | | | | | | |
| | COM | COL | A | B | C | D | E | F | G | H | I | J | L1 | L2 |
| Chair - Zone 1 | n/a | +\$195 | +\$31 | +\$91 | +\$195 | +\$329 | +\$444 | +\$642 | +\$855 | +\$1,038 | +\$1,364 | +\$1,751 | +\$1,012 | +\$1,295 |
| Seat Cushion - Zone 2 | n/a | +\$60 | +\$10 | +\$29 | +\$60 | +\$102 | +\$137 | +\$198 | +\$264 | +\$320 | +\$420 | +\$539 | +\$312 | +\$399 |

| Model | Upholstery | Foot | Power Center |
|-------|--|--|---|
| | Grade Vendor Pattern Colorway | MF Metal Feet WDF Wood Feet see Wood Finishes CAS Casters | NP No Power Center EC22 EC22 Flush Mount |

Description + General Information

Narrow Inline Club Chair with Arm and Clean Out

MTL261UAR-CO
MTL261UAL-CO
· discrete clean out



| Dimensions | D | W | H | Shipping | |
|------------|------|----|------|----------|----|
| Overall | 30 | 26 | 31 ½ | Ctn Wt | 67 |
| Seat | 20 ½ | 20 | 17 ¾ | Cu Ft | 18 |

| | Single Upholstery | Chair Zone 1 | Seat Cushion Zone 2 |
|-----------|-------------------|--------------|---------------------|
| COM Ydg | 3 ½ | 3 ½ | 1 |
| COL Sq Ft | 70 | 70 | 20 |

Single Upholstery Specify: Model | Upholstery | Foot | Power Center

| MTL261UAR-CO MTL261UAL-CO | | | | | | | | | | | | | | |
|------------------------------|---------|---------|---------|---------|---------|---------|---------|---------|---------|---------|---------|---------|---------|---------|
| | COM | COL | A | B | C | D | E | F | G | H | I | J | L1 | L2 |
| Single Uph | \$2,350 | \$2,553 | \$2,382 | \$2,444 | \$2,553 | \$2,693 | \$2,811 | \$3,019 | \$3,243 | \$3,433 | \$3,775 | \$4,179 | \$3,406 | \$3,704 |

Multiple Upholstery Specify: Model | Chair Uph | Seat Cushion Uph | Foot | Power Center

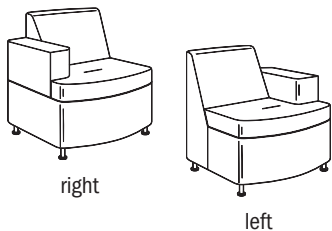
| MTL261UAR-CO_M MTL261UAL-CO_M | | | | | | | | | | | | | | | |
|----------------------------------|-----|---|-------|-------|--------|--------|--------|--------|--------|----------|----------|----------|----------|----------|--|
| Base Price: \$2,350 | | To the Base Price, add the appropriate upcharges by grade, per zone | | | | | | | | | | | | | |
| | COM | COL | A | B | C | D | E | F | G | H | I | J | L1 | L2 | |
| Chair - Zone 1 | n/a | +\$209 | +\$33 | +\$97 | +\$209 | +\$353 | +\$476 | +\$690 | +\$920 | +\$1,116 | +\$1,468 | +\$1,885 | +\$1,088 | +\$1,395 | |
| Seat Cushion - Zone 2 | n/a | +\$60 | +\$10 | +\$29 | +\$60 | +\$101 | +\$137 | +\$198 | +\$264 | +\$320 | +\$420 | +\$539 | +\$311 | +\$399 | |

| Model | Upholstery | Foot | Power Center |
|-------|--|--|---|
| | Grade Vendor Pattern Colorway | MF Metal Feet WDF Wood Feet see Wood Finishes CAS Casters | NP No Power Center EC22 EC22 Flush Mount |

Description + General Information

Inline Club Chair with Arm

MTL301UAR
MTL301UAL



| Dimensions | D | W | H | Shipping | |
|------------|------|----|------|----------|----|
| Overall | 30 | 30 | 31 ½ | Ctn Wt | 75 |
| Seat | 20 ½ | 23 | 17 ¾ | Cu Ft | 20 |

| | Single Upholstery | Chair Zone 1 | Seat Cushion Zone 2 |
|-----------|-------------------|--------------|---------------------|
| COM Ydg | 3 ¾ | 3 ¾ | 1 |
| COL Sq Ft | 65 | 65 | 20 |

Single Upholstery Specify: Model | Upholstery | Foot | Power Center

| MTL301UAR MTL301UAL | | | | | | | | | | | | | | |
|------------------------|---------|---------|---------|---------|---------|---------|---------|---------|---------|---------|---------|---------|---------|---------|
| | COM | COL | A | B | C | D | E | F | G | H | I | J | L1 | L2 |
| Single Uph | \$2,300 | \$2,517 | \$2,334 | \$2,400 | \$2,517 | \$2,666 | \$2,795 | \$3,017 | \$3,257 | \$3,460 | \$3,827 | \$4,259 | \$3,432 | \$3,750 |

Multiple Upholstery Specify: Model | Chair Uph | Seat Cushion Uph | Foot | Power Center

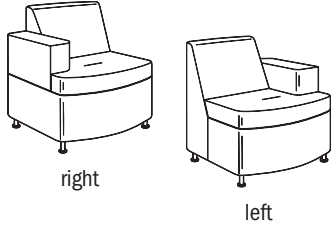
| MTL301UAR_M MTL301UAL_M | | | | | | | | | | | | | | | |
|----------------------------|-----|---|-------|-------|--------|--------|--------|--------|--------|----------|----------|----------|----------|----------|--|
| Base Price: \$2,300 | | To the Base Price, add the appropriate upcharges by grade, per zone | | | | | | | | | | | | | |
| | COM | COL | A | B | C | D | E | F | G | H | I | J | L1 | L2 | |
| Chair - Zone 1 | n/a | +\$195 | +\$31 | +\$90 | +\$195 | +\$328 | +\$443 | +\$641 | +\$855 | +\$1,037 | +\$1,363 | +\$1,750 | +\$1,012 | +\$1,295 | |
| Seat Cushion - Zone 2 | n/a | +\$60 | +\$10 | +\$29 | +\$60 | +\$101 | +\$137 | +\$198 | +\$264 | +\$320 | +\$420 | +\$539 | +\$312 | +\$399 | |

| Model | Upholstery | Foot | Power Center |
|-------|--|--|---|
| | Grade Vendor Pattern Colorway | MF Metal Feet WDF Wood Feet see Wood Finishes CAS Casters | NP No Power Center EC22 EC22 Flush Mount |

Description + General Information

Inline Club Chair with Arm with Clean Out

MTL301UAR-CO
MTL301UAL-CO
 · discrete clean out



| Dimensions | D | W | H | Shipping | |
|------------|------|----|------|----------|----|
| Overall | 30 | 30 | 31 ½ | Ctn Wt | 75 |
| Seat | 20 ½ | 23 | 17 ¾ | Cu Ft | 20 |

| | Single Upholstery | Chair Zone 1 | Seat Cushion Zone 2 |
|-----------|-------------------|--------------|---------------------|
| COM Ydg | 4 | 3 ½ | 1 |
| COL Sq Ft | 80 | 70 | 20 |

Single Upholstery Specify: Model | Upholstery | Foot | Power Center

| MTL301UAR-CO MTL301UAL-CO | | | | | | | | | | | | | | |
|------------------------------|---------|---------|---------|---------|---------|---------|---------|---------|---------|---------|---------|---------|---------|---------|
| | COM | COL | A | B | C | D | E | F | G | H | I | J | L1 | L2 |
| Single Uph | \$2,427 | \$2,659 | \$2,464 | \$2,534 | \$2,659 | \$2,820 | \$2,955 | \$3,192 | \$3,448 | \$3,666 | \$4,056 | \$4,519 | \$3,636 | \$3,975 |

Multiple Upholstery Specify: Model | Chair Uph | Seat Cushion Uph | Foot | Power Center

| MTL301UAR-CO_M MTL301UAL-CO_M | | | | | | | | | | | | | | | |
|----------------------------------|-----|---|-------|-------|--------|--------|--------|--------|--------|----------|----------|----------|----------|----------|--|
| Base Price: \$2,427 | | To the Base Price, add the appropriate upcharges by grade, per zone | | | | | | | | | | | | | |
| | COM | COL | A | B | C | D | E | F | G | H | I | J | L1 | L2 | |
| Chair - Zone 1 | n/a | +\$210 | +\$34 | +\$97 | +\$210 | +\$355 | +\$477 | +\$691 | +\$921 | +\$1,118 | +\$1,468 | +\$1,886 | +\$1,090 | +\$1,396 | |
| Seat Cushion - Zone 2 | n/a | +\$60 | +\$11 | +\$29 | +\$60 | +\$102 | +\$137 | +\$198 | +\$264 | +\$320 | +\$420 | +\$539 | +\$312 | +\$399 | |

| Model | Upholstery | Foot | Power Center |
|-------|--|--|---|
| | Grade Vendor Pattern Colorway | MF Metal Feet WDF Wood Feet see Wood Finishes CAS Casters | NP No Power Center EC22 EC22 Flush Mount |

Description + General Information

Inline Club Chair with Both Arm

MTL301UA2



| Dimensions | D | W | H | Shipping | |
|------------|------|----|------|----------|----|
| Overall | 30 | 32 | 31 ½ | Ctn Wt | 87 |
| Seat | 20 ½ | 21 | 17 ¾ | Cu Ft | 21 |

| | Single Upholstery | Chair Zone 1 | Seat Cushion Zone 2 |
|-----------|-------------------|--------------|---------------------|
| COM Ydg | 4 ½ | 4 ½ | 1 |
| COL Sq Ft | 90 | 90 | 20 |

Single Upholstery Specify: Model | Upholstery | Foot | Power Center

| MTL301UA2 | | | | | | | | | | | | | | |
|------------|---------|---------|---------|---------|---------|---------|---------|---------|---------|---------|---------|---------|---------|---------|
| | COM | COL | A | B | C | D | E | F | G | H | I | J | L1 | L2 |
| Single Uph | \$2,672 | \$2,947 | \$2,715 | \$2,800 | \$2,947 | \$3,137 | \$3,299 | \$3,581 | \$3,884 | \$4,143 | \$4,606 | \$5,154 | \$4,106 | \$4,509 |

Multiple Upholstery Specify: Model | Chair Uph | Seat Cushion Uph | Foot | Power Center

| MTL301UA2_M | | | | | | | | | | | | | | | |
|-----------------------|-----|---|-------|--------|--------|--------|--------|--------|----------|----------|----------|----------|----------|----------|--|
| Base Price: \$2,672 | | To the Base Price, add the appropriate upcharges by grade, per zone | | | | | | | | | | | | | |
| | COM | COL | A | B | C | D | E | F | G | H | I | J | L1 | L2 | |
| Chair - Zone 1 | n/a | +\$269 | +\$44 | +\$126 | +\$269 | +\$455 | +\$613 | +\$889 | +\$1,185 | +\$1,437 | +\$1,888 | +\$2,423 | +\$1,400 | +\$1,794 | |
| Seat Cushion - Zone 2 | n/a | +\$60 | +\$10 | +\$29 | +\$60 | +\$102 | +\$137 | +\$198 | +\$264 | +\$320 | +\$420 | +\$539 | +\$312 | +\$399 | |

| Model | Upholstery | Foot | Power Center |
|-------|--|--|---|
| | Grade Vendor Pattern Colorway | MF Metal Feet WDF Wood Feet see Wood Finishes CAS Casters | NP No Power Center EC22 EC22 Flush Mount |

Description + General Information

Inline Club Chair with Both Arm and Clean Out

MTL301UA2-CO
· discrete clean out



| Dimensions | D | W | H | Shipping | |
|------------|------|----|------|----------|----|
| Overall | 30 | 32 | 31 ½ | Ctn Wt | 87 |
| Seat | 20 ½ | 21 | 17 ¾ | Cu Ft | 21 |

| | Single Upholstery | Chair Zone 1 | Seat Cushion Zone 2 |
|-----------|-------------------|--------------|---------------------|
| COM Ydg | 4 ¾ | 4 ¾ | 1 |
| COL Sq Ft | 95 | 95 | 20 |

Single Upholstery Specify: Model | Upholstery | Foot | Power Center

| MTL301UA2-CO | | | | | | | | | | | | | | |
|--------------|---------|---------|---------|---------|---------|---------|---------|---------|---------|---------|---------|---------|---------|---------|
| | COM | COL | A | B | C | D | E | F | G | H | I | J | L1 | L2 |
| Single Uph | \$2,799 | \$3,089 | \$2,844 | \$2,933 | \$3,089 | \$3,288 | \$3,458 | \$3,755 | \$4,074 | \$4,347 | \$4,835 | \$5,412 | \$4,308 | \$4,733 |

Multiple Upholstery Specify: Model | Chair Uph | Seat Cushion Uph | Foot | Power Center


| MTL301UA2-CO_M | | | | | | | | | | | | | | | |
|-----------------------|---|--------|-------|--------|--------|--------|--------|--------|----------|----------|----------|----------|----------|----------|--|
| Base Price: \$2,799 | To the Base Price, add the appropriate upcharges by grade, per zone | | | | | | | | | | | | | | |
| | COM | COL | A | B | C | D | E | F | G | H | I | J | L1 | L2 | |
| Chair - Zone 1 | n/a | +\$285 | +\$46 | +\$133 | +\$285 | +\$479 | +\$646 | +\$937 | +\$1,249 | +\$1,517 | +\$1,993 | +\$2,558 | +\$1,478 | +\$1,894 | |
| Seat Cushion - Zone 2 | n/a | +\$60 | +\$10 | +\$29 | +\$60 | +\$101 | +\$137 | +\$198 | +\$264 | +\$320 | +\$420 | +\$539 | +\$312 | +\$399 | |

| Model | Upholstery | Foot | Power Center |
|-------|--|--|---|
| | Grade Vendor Pattern Colorway | MF Metal Feet WDF Wood Feet see Wood Finishes CAS Casters | NP No Power Center EC22 EC22 Flush Mount |

Description + General Information

Two Seat Club Chair with Arms

MTL601UA
· casters not available



| Dimensions | D | W | H | Shipping | |
|------------|------|----|------|----------|-----|
| Overall | 30 | 60 | 31 ½ | Ctn Wt | 148 |
| Seat | 20 ½ | 46 | 17 ¾ | Cu Ft | 39 |

| | Single Upholstery | Chair Zone 1 | Seat Cushion Zone 2 |
|-----------|-------------------|--------------|---------------------|
| COM Ydg | 6 ½ | 5 ½ | 2 |
| COL Sq Ft | 130 | 110 | 40 |

Single Upholstery Specify: Model | Upholstery | Foot | Power Center

| MTL601UA | | | | | | | | | | | | | | |
|------------|---------|---------|---------|---------|---------|---------|---------|---------|---------|---------|---------|---------|---------|---------|
| | COM | COL | A | B | C | D | E | F | G | H | I | J | L1 | L2 |
| Single Uph | \$4,249 | \$4,682 | \$4,317 | \$4,449 | \$4,682 | \$4,983 | \$5,237 | \$5,684 | \$6,162 | \$6,570 | \$7,302 | \$8,168 | \$6,172 | \$6,725 |

Multiple Upholstery Specify: Model | Chair Uph | Seat Cushion Uph | Foot | Power Center

| MTL601UA_M | | | | | | | | | | | | | | | |
|----------------------------|---|--------|-------|--------|--------|--------|--------|----------|----------|----------|----------|----------|----------|----------|--|
| Base Price: \$4,249 | To the Base Price, add the appropriate upcharges by grade, per zone | | | | | | | | | | | | | | |
| | COM | COL | A | B | C | D | E | F | G | H | I | J | L1 | L2 | |
| Chair - Zone 1 | n/a | +\$328 | +\$53 | +\$153 | +\$328 | +\$555 | +\$747 | +\$1,085 | +\$1,446 | +\$1,755 | +\$2,307 | +\$2,961 | +\$1,454 | +\$1,872 | |
| Seat Cushion - Zone 2 | n/a | +\$120 | +\$19 | +\$56 | +\$120 | +\$202 | +\$272 | +\$395 | +\$527 | +\$639 | +\$839 | +\$1078 | +\$530 | +\$681 | |

| Model | Upholstery | Foot | Power Center |
|-------|--|--|---|
| | Grade Vendor Pattern Colorway | MF Metal Feet WDF Wood Feet see Wood Finishes CAS Casters | NP No Power Center EC22 EC22 Flush Mount |

Description + General Information

30° Concave Club Chair

MTI301



| Dimensions | D | W | H | Shipping | |
|------------|------|----|------|----------|----|
| Overall | 30 | 32 | 31 ½ | Ctn Wt | 57 |
| Seat | 20 ½ | 32 | 17 ¾ | Cu Ft | 22 |

| | Single Upholstery | Chair Zone 1 | Seat Cushion Zone 2 |
|-----------|-------------------|--------------|---------------------|
| COM Ydg | 3 | 2 | 1 |
| COL Sq Ft | 60 | 40 | 20 |

Single Upholstery Specify: Model | Upholstery | Foot | Power Center

| MTI301 | | | | | | | | | | | | | | |
|------------|---------|---------|---------|---------|---------|---------|---------|---------|---------|---------|---------|---------|---------|---------|
| | COM | COL | A | B | C | D | E | F | G | H | I | J | L1 | L2 |
| Single Uph | \$2,072 | \$2,246 | \$2,099 | \$2,153 | \$2,246 | \$2,366 | \$2,468 | \$2,646 | \$2,838 | \$3,001 | \$3,294 | \$3,641 | \$2,978 | \$3,233 |

Multiple Upholstery Specify: Model | Chair Uph | Seat Cushion Uph | Foot | Power Center

| MTI301_M | | | | | | | | | | | | | | | |
|-----------------------|---|--------|-------|-------|--------|--------|--------|--------|--------|--------|--------|---------|--------|--------|--|
| Base Price: \$2,072 | To the Base Price, add the appropriate upcharges by grade, per zone | | | | | | | | | | | | | | |
| | COM | COL | A | B | C | D | E | F | G | H | I | J | L1 | L2 | |
| Chair - Zone 1 | n/a | +\$120 | +\$19 | +\$56 | +\$120 | +\$203 | +\$272 | +\$395 | +\$527 | +\$639 | +\$840 | +\$1078 | +\$623 | +\$798 | |
| Seat Cushion - Zone 2 | n/a | +\$60 | +\$10 | +\$29 | +\$60 | +\$102 | +\$137 | +\$198 | +\$264 | +\$320 | +\$420 | +\$539 | +\$312 | +\$399 | |

| Model | Upholstery | Foot | Power Center |
|-------|--|--|---|
| | Grade Vendor Pattern Colorway | MF Metal Feet WDF Wood Feet see Wood Finishes CAS Casters | NP No Power Center EC22 EC22 Flush Mount |

Description + General Information

22 ½° Concave Club Chair

MTI221



| Dimensions | D | W | H | Shipping | |
|------------|------|----|------|----------|----|
| Overall | 30 | 32 | 31 ½ | Ctn Wt | 57 |
| Seat | 20 ½ | 32 | 17 ¾ | Cu Ft | 22 |

| | Single Upholstery | Chair Zone 1 | Seat Cushion Zone 2 |
|-----------|-------------------|--------------|---------------------|
| COM Ydg | 3 | 2 | 1 |
| COL Sq Ft | 60 | 40 | 20 |

Single Upholstery Specify: Model | Upholstery | Foot | Power Center

| MTI221 | | | | | | | | | | | | | | |
|------------|---------|---------|---------|---------|---------|---------|---------|---------|---------|---------|---------|---------|---------|---------|
| | COM | COL | A | B | C | D | E | F | G | H | I | J | L1 | L2 |
| Single Uph | \$2,075 | \$2,250 | \$2,103 | \$2,156 | \$2,250 | \$2,369 | \$2,471 | \$2,651 | \$2,842 | \$3,006 | \$3,297 | \$3,644 | \$2,981 | \$3,237 |

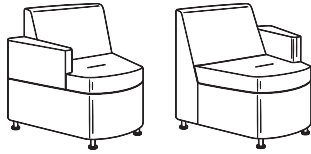
Multiple Upholstery Specify: Model | Chair Uph | Seat Cushion Uph | Foot | Power Center

| MTI221_M | | | | | | | | | | | | | | | |
|-----------------------|---------|---|-------|-------|--------|--------|--------|--------|--------|--------|--------|---------|--------|--------|--|
| Base Price: | \$2,075 | To the Base Price, add the appropriate upcharges by grade, per zone | | | | | | | | | | | | | |
| | COM | COL | A | B | C | D | E | F | G | H | I | J | L1 | L2 | |
| Chair - Zone 1 | n/a | +\$120 | +\$19 | +\$56 | +\$120 | +\$203 | +\$272 | +\$396 | +\$528 | +\$640 | +\$840 | +\$1078 | +\$623 | +\$798 | |
| Seat Cushion - Zone 2 | n/a | +\$60 | +\$10 | +\$29 | +\$60 | +\$102 | +\$137 | +\$199 | +\$264 | +\$321 | +\$420 | +\$539 | +\$312 | +\$399 | |

| Model | Upholstery | Foot | Power Center |
|-------|--|--|---|
| | Grade Vendor Pattern Colorway | MF Metal Feet WDF Wood Feet see Wood Finishes CAS Casters | NP No Power Center EC22 EC22 Flush Mount |

Description + General Information

30° Concave Club Chair with Arm



right

left

MTI301UAR
MTI301UAL
 · tablet arm not available

| Dimensions | D | W | H | Shipping | |
|------------|------|----|------|----------|----|
| Overall | 30 | 32 | 31 ½ | Ctn Wt | 72 |
| Seat | 20 ½ | 32 | 17 ¾ | Cu Ft | 22 |

| | Single Upholstery | Chair Zone 1 | Seat Cushion Zone 2 |
|-----------|-------------------|--------------|---------------------|
| COM Ydg | 3 ¾ | 3 ¾ | 1 |
| COL Sq Ft | 75 | 65 | 20 |

Single Upholstery Specify: Model | Upholstery | Foot | Power Center

| MTI301UAR MTI301UAL | | | | | | | | | | | | | | |
|------------------------|---------|---------|---------|---------|---------|---------|---------|---------|---------|---------|---------|---------|---------|---------|
| | COM | COL | A | B | C | D | E | F | G | H | I | J | L1 | L2 |
| Single Uph | \$2,284 | \$2,502 | \$2,318 | \$2,385 | \$2,502 | \$2,652 | \$2,779 | \$3,001 | \$3,241 | \$3,446 | \$3,811 | \$4,245 | \$3,417 | \$3,734 |

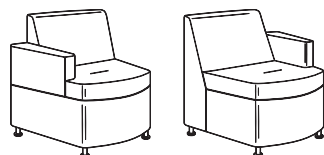
Multiple Upholstery Specify: Model | Chair Uph | Seat Cushion Uph | Foot | Power Center

| MTI301UAR_M MTI301UAL_M | | | | | | | | | | | | | | |
|----------------------------|-----|---|-------|-------|--------|--------|--------|--------|--------|----------|----------|----------|----------|----------|
| Base Price: \$2,284 | | To the Base Price, add the appropriate upcharges by grade, per zone | | | | | | | | | | | | |
| | COM | COL | A | B | C | D | E | F | G | H | I | J | L1 | L2 |
| Chair - Zone 1 | n/a | +\$195 | +\$31 | +\$91 | +\$195 | +\$329 | +\$443 | +\$641 | +\$855 | +\$1,038 | +\$1,363 | +\$1,751 | +\$1,013 | +\$1,295 |
| Seat Cushion - Zone 2 | n/a | +\$60 | +\$10 | +\$29 | +\$60 | +\$102 | +\$137 | +\$198 | +\$264 | +\$320 | +\$420 | +\$539 | +\$312 | +\$399 |

| Model | Upholstery | Foot | Power Center |
|-------|--|---|---|
| | Grade Vendor Pattern Colorway | MF Metal Feet WDF Wood Feet see Wood Finishes CAS Casters | NP No Power Center EC22 EC22 Flush Mount |

Description + General Information

22 ½° Concave Club Chair with Arm



right

left

**MTI221UAR
MTI221UAL**

· tablet arm not available

| Dimensions | D | W | H | Shipping | |
|------------|------|----|------|----------|----|
| Overall | 30 | 32 | 31 ½ | Ctn Wt | 74 |
| Seat | 20 ½ | 32 | 17 ¾ | Cu Ft | 22 |

| | Single Upholstery | Chair Zone 1 | Seat Cushion Zone 2 |
|-----------|-------------------|--------------|---------------------|
| COM Ydg | 3 ¾ | 3 ¾ | 1 |
| COL Sq Ft | 75 | 65 | 20 |

Single Upholstery Specify: Model | Upholstery | Foot | Power Center

| MTI221UAR MTI221UAL | | | | | | | | | | | | | | |
|------------------------|---------|---------|---------|---------|---------|---------|---------|---------|---------|---------|---------|---------|---------|---------|
| | COM | COL | A | B | C | D | E | F | G | H | I | J | L1 | L2 |
| Single Uph | \$2,292 | \$2,509 | \$2,326 | \$2,392 | \$2,509 | \$2,659 | \$2,787 | \$3,010 | \$3,248 | \$3,453 | \$3,818 | \$4,252 | \$3,425 | \$3,743 |

Multiple Upholstery Specify: Model | Chair Uph | Seat Cushion Uph | Foot | Power Center

| MTI221UAR_M MTI221UAL_M | | | | | | | | | | | | | | | |
|----------------------------|-----|---|-------|-------|--------|--------|--------|--------|--------|----------|----------|----------|----------|----------|--|
| Base Price: \$2,292 | | To the Base Price, add the appropriate upcharges by grade, per zone | | | | | | | | | | | | | |
| | COM | COL | A | B | C | D | E | F | G | H | I | J | L1 | L2 | |
| Chair - Zone 1 | n/a | +\$195 | +\$32 | +\$91 | +\$195 | +\$329 | +\$444 | +\$642 | +\$855 | +\$1,038 | +\$1,363 | +\$1,751 | +\$1,013 | +\$1,296 | |
| Seat Cushion - Zone 2 | n/a | +\$60 | +\$11 | +\$29 | +\$60 | +\$102 | +\$137 | +\$198 | +\$264 | +\$320 | +\$420 | +\$539 | +\$312 | +\$399 | |

| Model | Upholstery | Foot | Power Center |
|-------|--|---|---|
| | Grade Vendor Pattern Colorway | MF Metal Feet WDF Wood Feet see Wood Finishes CAS Casters | NP No Power Center EC22 EC22 Flush Mount |

Description + General Information

30° Convex Club Chair

MT0301



| Dimensions | D | W | H | Shipping | |
|------------|------|----|------|----------|----|
| Overall | 30 | 32 | 31 ½ | Ctn Wt | 56 |
| Seat | 20 ½ | 32 | 17 ¾ | Cu Ft | 22 |

| | Single Upholstery | Chair Zone 1 | Seat Cushion Zone 2 |
|-----------|-------------------|--------------|---------------------|
| COM Ydg | 3 | 2 | 1 |
| COL Sq Ft | 60 | 40 | 20 |

Single Upholstery Specify: Model | Upholstery | Foot | Power Center

| MT0301 | | | | | | | | | | | | | | |
|------------|---------|---------|---------|---------|---------|---------|---------|---------|---------|---------|---------|---------|---------|---------|
| | COM | COL | A | B | C | D | E | F | G | H | I | J | L1 | L2 |
| Single Uph | \$2,054 | \$2,228 | \$2,082 | \$2,135 | \$2,228 | \$2,347 | \$2,449 | \$2,629 | \$2,820 | \$2,984 | \$3,275 | \$3,622 | \$2,959 | \$3,215 |

Multiple Upholstery Specify: Model | Chair Uph | Seat Cushion Uph | Foot | Power Center

| MT0301_M | | | | | | | | | | | | | | | |
|-----------------------|---|--------|-------|-------|--------|--------|--------|--------|--------|--------|--------|---------|--------|--------|--|
| Base Price: \$2,054 | To the Base Price, add the appropriate upcharges by grade, per zone | | | | | | | | | | | | | | |
| | COM | COL | A | B | C | D | E | F | G | H | I | J | L1 | L2 | |
| Chair - Zone 1 | n/a | +\$120 | +\$19 | +\$56 | +\$120 | +\$202 | +\$272 | +\$395 | +\$527 | +\$639 | +\$839 | +\$1078 | +\$622 | +\$797 | |
| Seat Cushion - Zone 2 | n/a | +\$60 | +\$10 | +\$29 | +\$60 | +\$101 | +\$137 | +\$198 | +\$264 | +\$320 | +\$420 | +\$539 | +\$311 | +\$399 | |

| Model | Upholstery | Foot | Power Center |
|-------|--|--|---|
| | Grade Vendor Pattern Colorway | MF Metal Feet WDF Wood Feet see Wood Finishes CAS Casters | NP No Power Center EC22 EC22 Flush Mount |

Description + General Information

22 ½° Convex Club Chair

MT0221



| Dimensions | D | W | H | Shipping | |
|------------|------|----|------|----------|----|
| Overall | 30 | 32 | 31 ½ | Ctn Wt | 57 |
| Seat | 20 ½ | 32 | 17 ¾ | Cu Ft | 22 |

| | Single Upholstery | Chair Zone 1 | Seat Cushion Zone 2 |
|-----------|-------------------|--------------|---------------------|
| COM Ydg | 3 | 2 | 1 |
| COL Sq Ft | 60 | 40 | 20 |

Single Upholstery Specify: Model | Upholstery | Foot | Power Center

| MT0221 | | | | | | | | | | | | | | |
|------------|---------|---------|---------|---------|---------|---------|---------|---------|---------|---------|---------|---------|---------|---------|
| | COM | COL | A | B | C | D | E | F | G | H | I | J | L1 | L2 |
| Single Uph | \$2,062 | \$2,235 | \$2,089 | \$2,142 | \$2,235 | \$2,356 | \$2,456 | \$2,636 | \$2,827 | \$2,991 | \$3,284 | \$3,629 | \$2,967 | \$3,222 |

Multiple Upholstery Specify: Model | Chair Uph | Seat Cushion Uph | Foot | Power Center

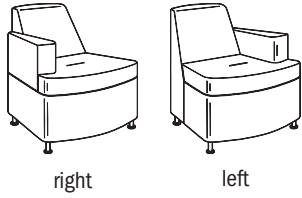
| MT0221_M | | | | | | | | | | | | | | | |
|-----------------------|---|--------|-------|-------|--------|--------|--------|--------|--------|--------|--------|---------|--------|--------|--|
| Base Price: | \$2,062 To the Base Price, add the appropriate upcharges by grade, per zone | | | | | | | | | | | | | | |
| | COM | COL | A | B | C | D | E | F | G | H | I | J | L1 | L2 | |
| Chair - Zone 1 | n/a | +\$120 | +\$19 | +\$56 | +\$120 | +\$203 | +\$272 | +\$395 | +\$527 | +\$639 | +\$840 | +\$1078 | +\$622 | +\$797 | |
| Seat Cushion - Zone 2 | n/a | +\$60 | +\$10 | +\$29 | +\$60 | +\$102 | +\$137 | +\$198 | +\$264 | +\$320 | +\$420 | +\$539 | +\$311 | +\$399 | |

| Model | Upholstery | Foot | Power Center |
|-------|--|--|---|
| | Grade Vendor Pattern Colorway | MF Metal Feet WDF Wood Feet see Wood Finishes CAS Casters | NP No Power Center EC22 EC22 Flush Mount |

Description + General Information

30° Convex Club Chair with Arm

**MTO301UAR
MTO301UAL**



| Dimensions | D | W | H | Shipping | |
|------------|------|----|------|----------|----|
| Overall | 30 | 32 | 31 ½ | Ctn Wt | 71 |
| Seat | 20 ½ | 32 | 17 ¾ | Cu Ft | 22 |

| | Single Upholstery | Chair Zone 1 | Seat Cushion Zone 2 |
|-----------|-------------------|--------------|---------------------|
| COM Ydg | 3 ¼ | 3 ¼ | 1 |
| COL Sq Ft | 65 | 65 | 20 |

Single Upholstery Specify: Model | Upholstery | Foot | Power Center

| MTO301UAR MTO301UAL | | | | | | | | | | | | | | |
|------------------------|---------|---------|---------|---------|---------|---------|---------|---------|---------|---------|---------|---------|---------|---------|
| | COM | COL | A | B | C | D | E | F | G | H | I | J | L1 | L2 |
| Single Uph | \$2,256 | \$2,444 | \$2,285 | \$2,343 | \$2,444 | \$2,574 | \$2,685 | \$2,879 | \$3,084 | \$3,263 | \$3,580 | \$3,955 | \$3,237 | \$3,513 |

Multiple Upholstery Specify: Model | Chair Uph | Seat Cushion Uph | Foot | Power Center

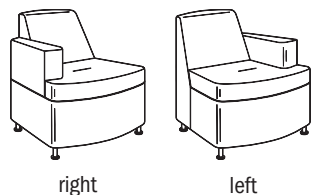
| MTO301UAR_M MTO301UAL_M | | | | | | | | | | | | | | | |
|----------------------------|-----|---|-------|-------|--------|--------|--------|--------|--------|----------|----------|----------|----------|----------|--|
| Base Price: \$2,256 | | To the Base Price, add the appropriate upcharges by grade, per zone | | | | | | | | | | | | | |
| | COM | COL | A | B | C | D | E | F | G | H | I | J | L1 | L2 | |
| Chair - Zone 1 | n/a | +\$195 | +\$31 | +\$91 | +\$195 | +\$329 | +\$444 | +\$642 | +\$854 | +\$1,038 | +\$1,364 | +\$1,751 | +\$1,012 | +\$1,295 | |
| Seat Cushion - Zone 2 | n/a | +\$60 | +\$10 | +\$29 | +\$60 | +\$102 | +\$137 | +\$198 | +\$264 | +\$320 | +\$420 | +\$539 | +\$312 | +\$399 | |

| Model | Upholstery | Foot | Power Center |
|-------|--|---|---|
| | Grade Vendor Pattern Colorway | MF Metal Feet WDF Wood Feet see Wood Finishes CAS Casters | NP No Power Center EC22 EC22 Flush Mount |

Description + General Information

22 1/2° Convex Club Chair with Arm

**MTO221UAR
MTO221UAL**



| Dimensions | D | W | H | Shipping | |
|------------|--------|----|--------|----------|----|
| Overall | 30 | 32 | 31 1/2 | Ctn Wt | 71 |
| Seat | 20 1/2 | 32 | 17 1/4 | Cu Ft | 22 |

| | Single Upholstery | Chair Zone 1 | Seat Cushion Zone 2 |
|-----------|-------------------|--------------|---------------------|
| COM Ydg | 3 1/4 | 3 1/4 | 1 |
| COL Sq Ft | 65 | 65 | 20 |

Single Upholstery Specify: Model | Upholstery | Foot | Power Center

| MTO221UAR MTO221UAL | | | | | | | | | | | | | | |
|------------------------|---------|---------|---------|---------|---------|---------|---------|---------|---------|---------|---------|---------|---------|---------|
| | COM | COL | A | B | C | D | E | F | G | H | I | J | L1 | L2 |
| Single Uph | \$2,266 | \$2,454 | \$2,297 | \$2,355 | \$2,454 | \$2,585 | \$2,696 | \$2,889 | \$3,096 | \$3,273 | \$3,590 | \$3,966 | \$3,247 | \$3,524 |

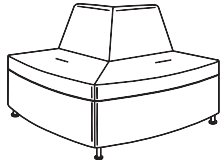
Multiple Upholstery Specify: Model | Chair Uph | Seat Cushion Uph | Foot | Power Center

| MTO221UAR_M MTO221UAL_M | | | | | | | | | | | | | | |
|----------------------------|-----|---|-------|-------|--------|--------|--------|--------|--------|----------|----------|----------|----------|----------|
| Base Price: \$2,266 | | To the Base Price, add the appropriate upcharges by grade, per zone | | | | | | | | | | | | |
| | COM | COL | A | B | C | D | E | F | G | H | I | J | L1 | L2 |
| Chair - Zone 1 | n/a | +\$195 | +\$32 | +\$92 | +\$195 | +\$329 | +\$444 | +\$642 | +\$855 | +\$1,038 | +\$1,364 | +\$1,752 | +\$1,012 | +\$1,296 |
| Seat Cushion - Zone 2 | n/a | +\$60 | +\$11 | +\$29 | +\$60 | +\$102 | +\$137 | +\$198 | +\$264 | +\$320 | +\$420 | +\$540 | +\$312 | +\$399 |

| Model | Upholstery | Foot | Power Center |
|-------|--|--|---|
| | Grade Vendor Pattern Colorway | MF Metal Feet WDF Wood Feet see Wood Finishes CAS Casters | NP No Power Center EC22 EC22 Flush Mount |

Description + General Information

90° Convex Corner



MT0901

· casters not available

| Dimensions | D | W | H | Shipping | |
|------------|------|----|------|----------|-----|
| Overall | 46 | 46 | 31 ½ | Ctn Wt | 122 |
| Seat | 20 ½ | 46 | 17 ¾ | Cu Ft | 45 |

| | Single Upholstery | Chair Zone 1 | Seat Cushion Zone 2 |
|-----------|-------------------|--------------|---------------------|
| COM Ydg | 5 | 3 | 2 |
| COL Sq Ft | 100 | 60 | 40 |

Single Upholstery Specify: Model | Upholstery | Foot | Power Center

| MT0901 | | | | | | | | | | | | | | |
|------------|---------|---------|---------|---------|---------|---------|---------|---------|---------|---------|---------|---------|---------|---------|
| | COM | COL | A | B | C | D | E | F | G | H | I | J | L1 | L2 |
| Single Uph | \$3,701 | \$3,990 | \$3,746 | \$3,835 | \$3,990 | \$4,190 | \$4,360 | \$4,657 | \$4,976 | \$5,249 | \$5,737 | \$6,314 | \$5,210 | \$5,635 |

Multiple Upholstery Specify: Model | Chair Uph | Seat Cushion Uph | Foot | Power Center

| MT0901_M | | | | | | | | | | | | | | | |
|----------------------------|-----|---|-------|-------|--------|--------|--------|--------|--------|--------|----------|----------|--------|----------|--|
| Base Price: \$3,701 | | To the Base Price, add the appropriate upcharges by grade, per zone | | | | | | | | | | | | | |
| | COM | COL | A | B | C | D | E | F | G | H | I | J | L1 | L2 | |
| Chair - Zone 1 | n/a | +\$180 | +\$29 | +\$84 | +\$180 | +\$303 | +\$409 | +\$592 | +\$789 | +\$958 | +\$1,259 | +\$1,616 | +\$934 | +\$1,196 | |
| Seat Cushion - Zone 2 | n/a | +\$120 | +\$19 | +\$56 | +\$120 | +\$202 | +\$272 | +\$395 | +\$527 | +\$639 | +\$839 | +\$1,078 | +\$623 | +\$797 | |

| Model | Upholstery | Foot | Power Center |
|-------|--|--|---|
| | Grade Vendor Pattern Colorway | MF Metal Feet WDF Wood Feet see Wood Finishes CAS Casters | NP No Power Center EC22 EC22 Flush Mount |

Description + General Information

90° Concave Corner



MTI901

· casters not available

| Dimensions | D | W | H | Shipping | |
|------------|------|----|------|----------|-----|
| Overall | 46 | 46 | 31 ½ | Ctn Wt | 132 |
| Seat | 20 ½ | 46 | 17 ¾ | Cu Ft | 45 |

| | Single Upholstery | Chair Zone 1 | Seat Cushion Zone 2 |
|-----------|-------------------|--------------|---------------------|
| COM Ydg | 6 ¼ | 4 ¼ | 2 |
| COL Sq Ft | 125 | 85 | 40 |

Single Upholstery Specify: Model | Upholstery | Foot | Power Center

| MTI901 | | | | | | | | | | | | | | |
|------------|---------|---------|---------|---------|---------|---------|---------|---------|---------|---------|---------|---------|---------|---------|
| | COM | COL | A | B | C | D | E | F | G | H | I | J | L1 | L2 |
| Single Uph | \$3,822 | \$4,185 | \$3,880 | \$3,990 | \$4,185 | \$4,435 | \$4,648 | \$5,018 | \$5,417 | \$5,758 | \$6,368 | \$7,089 | \$5,709 | \$6,241 |

Multiple Upholstery Specify: Model | Chair Uph | Seat Cushion Uph | Foot | Power Center

| MTI901_M | | | | | | | | | | | | | | | |
|-----------------------|---|--------|-------|--------|--------|--------|--------|--------|----------|----------|----------|----------|----------|----------|--|
| Base Price: | \$3,822 | | | | | | | | | | | | | | |
| | To the Base Price, add the appropriate upcharges by grade, per zone | | | | | | | | | | | | | | |
| | COM | COL | A | B | C | D | E | F | G | H | I | J | L1 | L2 | |
| Chair - Zone 1 | n/a | +\$255 | +\$41 | +\$119 | +\$255 | +\$430 | +\$579 | +\$838 | +\$1,118 | +\$1,356 | +\$1,783 | +\$2,288 | +\$1,322 | +\$1,695 | |
| Seat Cushion - Zone 2 | n/a | +\$120 | +\$20 | +\$56 | +\$120 | +\$203 | +\$273 | +\$395 | +\$527 | +\$639 | +\$839 | +\$1078 | +\$623 | +\$798 | |

| Model | Upholstery | Foot | Power Center |
|-------|--|--|---|
| | Grade Vendor Pattern Colorway | MF Metal Feet WDF Wood Feet see Wood Finishes CAS Casters | NP No Power Center EC22 EC22 Flush Mount |

Description + General Information

Narrow Inline Club Chair with Work Shelf

MTL264
· casters not available



| Dimensions | D | W | H | Shipping | |
|------------|------|----|------|----------|----|
| Overall | 41 ¼ | 26 | 39 | Ctn Wt | 93 |
| Seat | 20 ½ | 26 | 17 ¼ | Cu Ft | 23 |

| | Single Upholstery | Chair Zone 1 | Seat Cushion Zone 2 |
|-----------|-------------------|--------------|---------------------|
| COM Ydg | 3 | 2 | 1 |
| COL Sq Ft | 60 | 40 | 20 |

Single Upholstery Specify: Model | Upholstery | Work Shelf | Work Shelf Acrylic Screen | Foot | Power Center

| MTL264 | | | | | | | | | | | | | | |
|------------|---------|---------|---------|---------|---------|---------|---------|---------|---------|---------|---------|---------|---------|---------|
| | COM | COL | A | B | C | D | E | F | G | H | I | J | L1 | L2 |
| Single Uph | \$3,061 | \$3,234 | \$3,089 | \$3,142 | \$3,234 | \$3,354 | \$3,456 | \$3,636 | \$3,827 | \$3,990 | \$4,282 | \$4,629 | \$3,966 | \$4,221 |

Multiple Upholstery Specify: Model | Chair Uph | Seat Cushion Uph | Work Shelf | Work Shelf Acrylic Screen | Foot | Power Center

| MTL264_M | | | | | | | | | | | | | | | |
|-----------------------|---|--------|-------|-------|--------|--------|--------|--------|--------|--------|--------|----------|--------|--------|--|
| Base Price: \$3,061 | To the Base Price, add the appropriate upcharges by grade, per zone | | | | | | | | | | | | | | |
| | COM | COL | A | B | C | D | E | F | G | H | I | J | L1 | L2 | |
| Chair - Zone 1 | n/a | +\$120 | +\$19 | +\$56 | +\$120 | +\$202 | +\$272 | +\$395 | +\$527 | +\$639 | +\$839 | +\$1,078 | +\$622 | +\$797 | |
| Seat Cushion - Zone 2 | n/a | +\$60 | +\$10 | +\$29 | +\$60 | +\$101 | +\$137 | +\$198 | +\$264 | +\$320 | +\$420 | +\$539 | +\$311 | +\$399 | |

| Model | Upholstery | Foot | Power Center |
|-------|--|--|---|
| | Grade Vendor Pattern Colorway | MF Metal Feet WDF Wood Feet see Wood Finishes CAS Casters | NP No Power Center EC22 EC22 Flush Mount |

Description + General Information

Inline Club Chair with Work Shelf

MTL304
· casters not available



| Dimensions | D | W | H | Shipping | |
|------------|------|----|------|----------|----|
| Overall | 41 ¼ | 30 | 39 | Ctn Wt | 94 |
| Seat | 20 ½ | 30 | 17 ¾ | Cu Ft | 25 |

| | Single Upholstery | Chair Zone 1 | Seat Cushion Zone 2 |
|-----------|-------------------|--------------|---------------------|
| COM Ydg | 3 | 2 | 1 |
| COL Sq Ft | 60 | 40 | 20 |

Single Upholstery Specify: Model | Upholstery | Work Shelf | Work Shelf Acrylic Screen | Foot | Power Center

| MTL304 | | | | | | | | | | | | | | |
|------------|---------|---------|---------|---------|---------|---------|---------|---------|---------|---------|---------|---------|---------|---------|
| | COM | COL | A | B | C | D | E | F | G | H | I | J | L1 | L2 |
| Single Uph | \$3,085 | \$3,260 | \$3,113 | \$3,166 | \$3,260 | \$3,379 | \$3,481 | \$3,661 | \$3,852 | \$4,016 | \$4,308 | \$4,654 | \$3,992 | \$4,247 |

Multiple Upholstery Specify: Model | Chair Uph | Seat Cushion Uph | Work Shelf | Work Shelf Acrylic Screen | Foot | Power Center

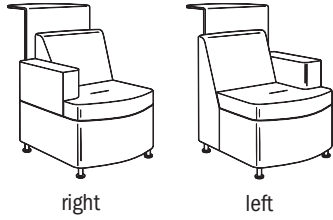
| MTL304_M | | | | | | | | | | | | | | | |
|-----------------------|---|--------|-------|-------|--------|--------|--------|--------|--------|--------|--------|---------|--------|--------|--|
| Base Price: | \$3,085 To the Base Price, add the appropriate upcharges by grade, per zone | | | | | | | | | | | | | | |
| | COM | COL | A | B | C | D | E | F | G | H | I | J | L1 | L2 | |
| Chair - Zone 1 | n/a | +\$120 | +\$19 | +\$56 | +\$120 | +\$203 | +\$272 | +\$396 | +\$528 | +\$640 | +\$840 | +\$1078 | +\$623 | +\$798 | |
| Seat Cushion - Zone 2 | n/a | +\$60 | +\$10 | +\$29 | +\$60 | +\$102 | +\$137 | +\$199 | +\$264 | +\$321 | +\$420 | +\$539 | +\$312 | +\$399 | |

| Model | Upholstery | Foot | Power Center |
|-------|--|---|---|
| | Grade Vendor Pattern Colorway | MF Metal Feet WDF Wood Feet see Wood Finishes CAS Casters | NP No Power Center EC22 EC22 Flush Mount |

Description + General Information

Narrow Inline Club Chair with Arm and Work Shelf

MTL264UAR
MTL264UAL
 · casters not available



| Dimensions | D | W | H | Shipping | |
|------------|------|----|------|----------|-----|
| Overall | 41 ¼ | 26 | 39 | Ctn Wt | 106 |
| Seat | 20 ½ | 20 | 17 ¼ | Cu Ft | 23 |

| | Single Upholstery | Chair Zone 1 | Seat Cushion Zone 2 |
|-----------|-------------------|--------------|---------------------|
| COM Ydg | 3 ¼ | 3 ¼ | 1 |
| COL Sq Ft | 65 | 65 | 20 |

Single Upholstery Specify: Model | Upholstery | Work Shelf | Work Shelf Acrylic Screen | Foot | Power Center

| MTL264UAR MTL264UAL | | | | | | | | | | | | | | |
|------------------------|---------|---------|---------|---------|---------|---------|---------|---------|---------|---------|---------|---------|---------|---------|
| | COM | COL | A | B | C | D | E | F | G | H | I | J | L1 | L2 |
| Single Uph | \$3,254 | \$3,442 | \$3,284 | \$3,342 | \$3,442 | \$3,572 | \$3,683 | \$3,876 | \$4,083 | \$4,261 | \$4,577 | \$4,953 | \$4,235 | \$4,511 |

Multiple Upholstery Specify: Model | Chair Uph | Seat Cushion Uph | Work Shelf | Work Shelf Acrylic Screen | Foot | Power Center

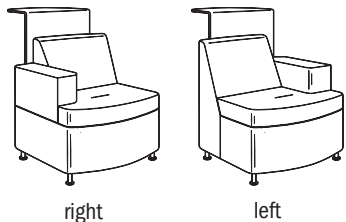
| MTL264UAR_M MTL264UAL_M | | | | | | | | | | | | | | | |
|----------------------------|-----|---|-------|-------|--------|--------|--------|--------|--------|----------|----------|----------|----------|----------|--|
| Base Price: \$3,254 | | To the Base Price, add the appropriate upcharges by grade, per zone | | | | | | | | | | | | | |
| | COM | COL | A | B | C | D | E | F | G | H | I | J | L1 | L2 | |
| Chair - Zone 1 | n/a | +\$195 | +\$31 | +\$91 | +\$195 | +\$328 | +\$443 | +\$641 | +\$854 | +\$1,038 | +\$1,363 | +\$1,751 | +\$1,012 | +\$1,295 | |
| Seat Cushion - Zone 2 | n/a | +\$60 | +\$10 | +\$29 | +\$60 | +\$101 | +\$137 | +\$198 | +\$264 | +\$320 | +\$420 | +\$539 | +\$312 | +\$399 | |

| Model | Upholstery | Foot | Power Center |
|-------|--|---|---|
| | Grade Vendor Pattern Colorway | MF Metal Feet WDF Wood Feet see Wood Finishes CAS Casters | NP No Power Center EC22 EC22 Flush Mount |

Description + General Information

Inline Club Chair with Arm and Work Shelf

MTL304UAR
MTL304UAL
 · casters not available



| Dimensions | D | W | H | Shipping | |
|------------|------|----|------|----------|-----|
| Overall | 41 ¼ | 30 | 39 | Ctn Wt | 112 |
| Seat | 20 ½ | 23 | 17 ¾ | Cu Ft | 21 |

| | Single Upholstery | Chair Zone 1 | Seat Cushion Zone 2 |
|-----------|-------------------|--------------|---------------------|
| COM Ydg | 3 ¾ | 3 ¾ | 1 |
| COL Sq Ft | 75 | 65 | 20 |

Single Upholstery Specify: Model | Upholstery | Work Shelf | Work Shelf Acrylic Screen | Foot | Power Center

| MTL304UAR MTL304UAL | | | | | | | | | | | | | | |
|------------------------|---------|---------|---------|---------|---------|---------|---------|---------|---------|---------|---------|---------|---------|---------|
| | COM | COL | A | B | C | D | E | F | G | H | I | J | L1 | L2 |
| Single Uph | \$3,322 | \$3,539 | \$3,355 | \$3,422 | \$3,539 | \$3,689 | \$3,816 | \$4,039 | \$4,278 | \$4,483 | \$4,848 | \$5,282 | \$4,455 | \$4,772 |

Multiple Upholstery Specify: Model | Chair Uph | Seat Cushion Uph | Work Shelf | Work Shelf Acrylic Screen | Foot | Power Center

| MTL304UAR_M MTL304UAL_M | | | | | | | | | | | | | | | |
|----------------------------|-----|---|-------|-------|--------|--------|--------|--------|--------|----------|----------|----------|----------|----------|--|
| Base Price: \$3,322 | | To the Base Price, add the appropriate upcharges by grade, per zone | | | | | | | | | | | | | |
| | COM | COL | A | B | C | D | E | F | G | H | I | J | L1 | L2 | |
| Chair - Zone 1 | n/a | +\$195 | +\$31 | +\$91 | +\$195 | +\$329 | +\$443 | +\$641 | +\$855 | +\$1,038 | +\$1,363 | +\$1,751 | +\$1,013 | +\$1,295 | |
| Seat Cushion - Zone 2 | n/a | +\$60 | +\$10 | +\$29 | +\$60 | +\$102 | +\$137 | +\$198 | +\$264 | +\$320 | +\$420 | +\$539 | +\$312 | +\$399 | |

| Model | Upholstery | Foot | Power Center |
|-------|--|---|---|
| | Grade Vendor Pattern Colorway | MF Metal Feet WDF Wood Feet see Wood Finishes CAS Casters | NP No Power Center EC22 EC22 Flush Mount |

Description + General Information

30° Concave Club Chair with Work Shelf

MTI304
· casters not available



| Dimensions | D | W | H | Shipping | |
|------------|------|----|------|----------|----|
| Overall | 41 ¼ | 32 | 39 | Ctn Wt | 95 |
| Seat | 20 ½ | 32 | 17 ¼ | Cu Ft | 27 |

| | Single Upholstery | Chair Zone 1 | Seat Cushion Zone 2 |
|-----------|-------------------|--------------|---------------------|
| COM Ydg | 3 | 2 | 1 |
| COL Sq Ft | 60 | 40 | 20 |

Single Upholstery Specify: Model | Upholstery | Work Shelf | Work Shelf Acrylic Screen | Foot | Power Center

| MTI304 | | | | | | | | | | | | | | |
|------------|---------|---------|---------|---------|---------|---------|---------|---------|---------|---------|---------|---------|---------|---------|
| | COM | COL | A | B | C | D | E | F | G | H | I | J | L1 | L2 |
| Single Uph | \$3,093 | \$3,266 | \$3,120 | \$3,174 | \$3,266 | \$3,386 | \$3,488 | \$3,667 | \$3,858 | \$4,022 | \$4,314 | \$4,660 | \$3,998 | \$4,253 |

Multiple Upholstery Specify: Model | Chair Uph | Seat Cushion Uph | Work Shelf | Work Shelf Acrylic Screen | Foot | Power Center

| MTI304_M | | | | | | | | | | | | | | | |
|----------------------------|-----|---|-------|-------|--------|--------|--------|--------|--------|--------|--------|----------|--------|--------|--|
| Base Price: \$3,093 | | To the Base Price, add the appropriate upcharges by grade, per zone | | | | | | | | | | | | | |
| | COM | COL | A | B | C | D | E | F | G | H | I | J | L1 | L2 | |
| Chair - Zone 1 | n/a | +\$120 | +\$19 | +\$56 | +\$120 | +\$202 | +\$272 | +\$395 | +\$527 | +\$639 | +\$839 | +\$1,078 | +\$622 | +\$797 | |
| Seat Cushion - Zone 2 | n/a | +\$60 | +\$10 | +\$29 | +\$60 | +\$101 | +\$137 | +\$198 | +\$264 | +\$320 | +\$420 | +\$539 | +\$311 | +\$399 | |

| Model | Upholstery | Foot | Power Center |
|-------|--|---|---|
| | Grade Vendor Pattern Colorway | MF Metal Feet WDF Wood Feet see Wood Finishes CAS Casters | NP No Power Center EC22 EC22 Flush Mount |

Description + General Information

22 ½° Concave Club Chair with Work Shelf

MTI224
· casters not available



| Dimensions | D | W | H | Shipping | |
|------------|------|----|------|----------|----|
| Overall | 41 ¼ | 30 | 39 | Ctn Wt | 94 |
| Seat | 20 ½ | 30 | 17 ¾ | Cu Ft | 25 |

| | Single Upholstery | Chair Zone 1 | Seat Cushion Zone 2 |
|-----------|-------------------|--------------|---------------------|
| COM Ydg | 3 | 2 | 1 |
| COL Sq Ft | 60 | 40 | 20 |

Single Upholstery Specify: Model | Upholstery | Work Shelf | Work Shelf Acrylic Screen | Foot | Power Center

| MTI224 | | | | | | | | | | | | | | |
|------------|---------|---------|---------|---------|---------|---------|---------|---------|---------|---------|---------|---------|---------|---------|
| | COM | COL | A | B | C | D | E | F | G | H | I | J | L1 | L2 |
| Single Uph | \$3,110 | \$3,284 | \$3,137 | \$3,190 | \$3,284 | \$3,404 | \$3,505 | \$3,684 | \$3,875 | \$4,039 | \$4,332 | \$4,678 | \$4,016 | \$4,271 |

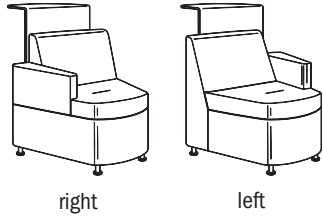
Multiple Upholstery Specify: Model | Chair Uph | Seat Cushion Uph | Work Shelf | Work Shelf Acrylic Screen | Foot | Power Center

| MTI224_M | | | | | | | | | | | | | | | |
|----------------------------|-----|---|-------|-------|--------|--------|--------|--------|--------|--------|--------|---------|--------|--------|--|
| Base Price: \$3,110 | | To the Base Price, add the appropriate upcharges by grade, per zone | | | | | | | | | | | | | |
| | COM | COL | A | B | C | D | E | F | G | H | I | J | L1 | L2 | |
| Chair - Zone 1 | n/a | +\$120 | +\$19 | +\$56 | +\$120 | +\$203 | +\$272 | +\$395 | +\$527 | +\$639 | +\$840 | +\$1078 | +\$623 | +\$798 | |
| Seat Cushion - Zone 2 | n/a | +\$60 | +\$10 | +\$29 | +\$60 | +\$102 | +\$137 | +\$198 | +\$264 | +\$320 | +\$420 | +\$539 | +\$312 | +\$399 | |

| Model | Upholstery | Foot | Power Center |
|-------|--|--|---|
| | Grade Vendor Pattern Colorway | MF Metal Feet WDF Wood Feet see Wood Finishes CAS Casters | NP No Power Center EC22 EC22 Flush Mount |

Description + General Information

30° Concave Club Chair with Arm and Work Shelf



MTI304UAR
MTI304UAL
 · casters not available
 · tablet arm not available

| Dimensions | D | W | H | Shipping | |
|------------|------|----|------|----------|-----|
| Overall | 41 ¼ | 32 | 39 | Ctn Wt | 110 |
| Seat | 20 ½ | 32 | 17 ¼ | Cu Ft | 27 |

| | Single Upholstery | Chair Zone 1 | Seat Cushion Zone 2 |
|-----------|-------------------|--------------|---------------------|
| COM Ydg | 3 ¾ | 3 ¾ | 1 |
| COL Sq Ft | 75 | 65 | 20 |

Single Upholstery Specify: Model | Upholstery | Work Shelf | Work Shelf Acrylic Screen | Foot | Power Center

| MTI304UAR MTI304UAL | | | | | | | | | | | | | | |
|------------------------|---------|---------|---------|---------|---------|---------|---------|---------|---------|---------|---------|---------|---------|---------|
| | COM | COL | A | B | C | D | E | F | G | H | I | J | L1 | L2 |
| Single Uph | \$3,311 | \$3,528 | \$3,345 | \$3,411 | \$3,528 | \$3,678 | \$3,806 | \$4,028 | \$4,268 | \$4,471 | \$4,838 | \$5,271 | \$4,443 | \$4,761 |

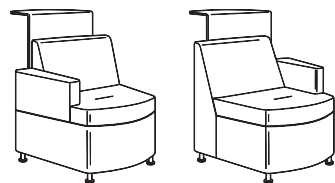
Multiple Upholstery Specify: Model | Chair Uph | Seat Cushion Uph | Work Shelf | Work Shelf Acrylic Screen | Foot | Power Center

| MTI304UAR_M MTI304UAL_M | | | | | | | | | | | | | | | |
|----------------------------|-----|---|-------|-------|--------|--------|--------|--------|--------|----------|----------|----------|----------|----------|--|
| Base Price: \$3,311 | | To the Base Price, add the appropriate upcharges by grade, per zone | | | | | | | | | | | | | |
| | COM | COL | A | B | C | D | E | F | G | H | I | J | L1 | L2 | |
| Chair - Zone 1 | n/a | +\$195 | +\$31 | +\$90 | +\$195 | +\$328 | +\$443 | +\$641 | +\$855 | +\$1,037 | +\$1,363 | +\$1,751 | +\$1,012 | +\$1,295 | |
| Seat Cushion - Zone 2 | n/a | +\$60 | +\$10 | +\$29 | +\$60 | +\$101 | +\$137 | +\$198 | +\$264 | +\$320 | +\$420 | +\$539 | +\$312 | +\$399 | |

| Model | Upholstery | Foot | Power Center |
|-------|--|---|---|
| | Grade Vendor Pattern Colorway | MF Metal Feet WDF Wood Feet see Wood Finishes CAS Casters | NP No Power Center EC22 EC22 Flush Mount |

Description + General Information

22 1/2° Concave Club Chair with Arm and Work Shelf



right

left

MTI224UAR
MTI224UAL

- casters not available
- tablet arm not available

| Dimensions | D | W | H | Shipping | |
|------------|--------|----|--------|----------|-----|
| Overall | 41 1/4 | 32 | 39 | Ctn Wt | 112 |
| Seat | 20 1/2 | 32 | 17 1/4 | Cu Ft | 27 |

| | Single Upholstery | Chair Zone 1 | Seat Cushion Zone 2 |
|-----------|-------------------|--------------|---------------------|
| COM Ydg | 3 3/4 | 3 1/4 | 1 |
| COL Sq Ft | 75 | 65 | 20 |

Single Upholstery Specify: Model | Upholstery | Work Shelf | Work Shelf Acrylic Screen | Foot | Power Center

| MTI224UAR MTI224UAL | | | | | | | | | | | | | | |
|------------------------|---------|---------|---------|---------|---------|---------|---------|---------|---------|---------|---------|---------|---------|---------|
| | COM | COL | A | B | C | D | E | F | G | H | I | J | L1 | L2 |
| Single Uph | \$3,315 | \$3,533 | \$3,349 | \$3,416 | \$3,533 | \$3,682 | \$3,810 | \$4,032 | \$4,272 | \$4,476 | \$4,842 | \$5,276 | \$4,447 | \$4,765 |

Multiple Upholstery Specify: Model | Chair Uph | Seat Cushion Uph | Work Shelf | Work Shelf Acrylic Screen | Foot | Power Center

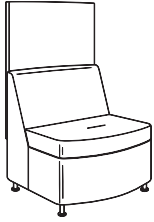
| MTI224UAR_M MTI224UAL_M | | | | | | | | | | | | | | |
|----------------------------|-----|---|-------|-------|--------|--------|--------|--------|--------|----------|----------|----------|----------|----------|
| Base Price: \$3,157 | | To the Base Price, add the appropriate upcharges by grade, per zone | | | | | | | | | | | | |
| | COM | COL | A | B | C | D | E | F | G | H | I | J | L1 | L2 |
| Chair - Zone 1 | n/a | +\$195 | +\$31 | +\$91 | +\$195 | +\$328 | +\$443 | +\$641 | +\$855 | +\$1,037 | +\$1,363 | +\$1,751 | +\$1,012 | +\$1,295 |
| Seat Cushion - Zone 2 | n/a | +\$60 | +\$10 | +\$29 | +\$60 | +\$101 | +\$137 | +\$198 | +\$264 | +\$320 | +\$420 | +\$539 | +\$312 | +\$399 |

| Model | Upholstery | Foot | Power Center |
|-------|--|---|---|
| | Grade Vendor Pattern Colorway | MF Metal Feet WDF Wood Feet see Wood Finishes CAS Casters | NP No Power Center EC22 EC22 Flush Mount |

Description + General Information

Inline Club Chair with Privacy Screen

MTL306
· casters not available



| Dimensions | D | W | H | Shipping | |
|------------|------|----|------|----------|----|
| Overall | 31 ¾ | 30 | 50 | Ctn Wt | 78 |
| Seat | 20 ½ | 30 | 17 ¾ | Cu Ft | 24 |

| | Single Upholstery | Chair Zone 1 | Seat Cushion Zone 2 | Privacy Screen Zone 3 |
|-----------|-------------------|--------------|---------------------|-----------------------|
| COM Ydg | 5 ¾ | 2 | 1 | 2 ¾ |
| COL Sq Ft | 105 | 40 | 20 | 45 |

Single Upholstery Specify: Model | Upholstery | Foot | Power Center

| MTL306 | | | | | | | | | | | | | | |
|------------|---------|---------|---------|---------|---------|---------|---------|---------|---------|---------|---------|---------|---------|---------|
| | COM | COL | A | B | C | D | E | F | G | H | I | J | L1 | L2 |
| Single Uph | \$2,765 | \$3,083 | \$2,814 | \$2,912 | \$3,083 | \$3,303 | \$3,490 | \$3,817 | \$4,168 | \$4,467 | \$5,005 | \$5,639 | \$4,339 | \$4,786 |

Multiple Upholstery Specify: Model | Chair Uph | Seat Cushion Uph | Privacy Screen Uph | Foot | Power Center


| MTL306_M | | | | | | | | | | | | | | | |
|----------------------------|-----|---|-------|-------|--------|--------|--------|--------|--------|--------|--------|---------|--------|--------|--|
| Base Price: \$2,765 | | To the Base Price, add the appropriate upcharges by grade, per zone | | | | | | | | | | | | | |
| | COM | COL | A | B | C | D | E | F | G | H | I | J | L1 | L2 | |
| Chair - Zone 1 | n/a | +\$125 | +\$20 | +\$58 | +\$125 | +\$212 | +\$285 | +\$414 | +\$552 | +\$669 | +\$879 | +\$1128 | +\$619 | +\$794 | |
| Seat Cushion - Zone 2 | n/a | +\$63 | +\$11 | +\$30 | +\$63 | +\$107 | +\$143 | +\$207 | +\$277 | +\$335 | +\$440 | +\$564 | +\$310 | +\$397 | |
| Privacy Screen - Zone 3 | n/a | +\$141 | +\$23 | +\$66 | +\$141 | +\$239 | +\$321 | +\$466 | +\$620 | +\$752 | +\$990 | +\$1270 | +\$696 | +\$893 | |

| Model | Upholstery | Foot | Power Center |
|-------|--|---|---|
| | Grade Vendor Pattern Colorway | MF Metal Feet WDF Wood Feet see Wood Finishes CAS Casters | NP No Power Center EC22 EC22 Flush Mount |

Description + General Information

30° Concave Club Chair with Privacy Screen

MTI306
· casters not available



| Dimensions | D | W | H | Shipping | |
|------------|------|----|------|----------|----|
| Overall | 31 ¾ | 32 | 50 | Ctn Wt | 74 |
| Seat | 20 ½ | 32 | 17 ¾ | Cu Ft | 26 |

| | Single Upholstery | Chair Zone 1 | Seat Cushion Zone 2 | Privacy Screen Zone 3 |
|-----------|-------------------|--------------|---------------------|-----------------------|
| COM Ydg | 5 ¾ | 2 | 1 | 2 ¾ |
| COL Sq Ft | 105 | 40 | 20 | 45 |

Single Upholstery Specify: Model | Upholstery | Foot | Power Center

| MTI306 | | | | | | | | | | | | | | |
|------------|---------|---------|---------|---------|---------|---------|---------|---------|---------|---------|---------|---------|---------|---------|
| | COM | COL | A | B | C | D | E | F | G | H | I | J | L1 | L2 |
| Single Uph | \$2,769 | \$3,073 | \$2,817 | \$2,910 | \$3,073 | \$3,284 | \$3,461 | \$3,774 | \$4,108 | \$4,394 | \$4,906 | \$5,513 | \$4,354 | \$4,800 |

Multiple Upholstery Specify: Model | Chair Uph | Seat Cushion Uph | Privacy Screen Uph | Foot | Power Center


| MTI306_M | | | | | | | | | | | | | | | |
|-------------------------|---|--------|-------|-------|--------|--------|--------|--------|--------|--------|--------|---------|--------|--------|--|
| Base Price: | \$2,769 | | | | | | | | | | | | | | |
| | To the Base Price, add the appropriate upcharges by grade, per zone | | | | | | | | | | | | | | |
| | COM | COL | A | B | C | D | E | F | G | H | I | J | L1 | L2 | |
| Chair - Zone 1 | n/a | +\$120 | +\$19 | +\$56 | +\$120 | +\$203 | +\$272 | +\$395 | +\$527 | +\$639 | +\$839 | +\$1078 | +\$623 | +\$797 | |
| Seat Cushion - Zone 2 | n/a | +\$60 | +\$10 | +\$29 | +\$60 | +\$102 | +\$137 | +\$198 | +\$264 | +\$320 | +\$420 | +\$539 | +\$312 | +\$399 | |
| Privacy Screen - Zone 3 | n/a | +\$135 | +\$21 | +\$63 | +\$135 | +\$228 | +\$306 | +\$445 | +\$592 | +\$718 | +\$944 | +\$1212 | +\$701 | +\$897 | |

| Model | Upholstery | Foot | Power Center |
|-------|--|--|---|
| | Grade Vendor Pattern Colorway | MF Metal Feet WDF Wood Feet see Wood Finishes CAS Casters | NP No Power Center EC22 EC22 Flush Mount |

Description + General Information

22 ½° Concave Club Chair with Privacy Screen

MTI226
· casters not available



| Dimensions | D | W | H | Shipping | |
|------------|------|----|------|----------|----|
| Overall | 31 ¾ | 32 | 50 | Ctn Wt | 76 |
| Seat | 20 ½ | 32 | 17 ¾ | Cu Ft | 26 |

| | Single Upholstery | Chair Zone 1 | Seat Cushion Zone 2 | Privacy Screen Zone 3 |
|-----------|-------------------|--------------|---------------------|-----------------------|
| COM Ydg | 5 ¾ | 2 | 1 | 2 ¾ |
| COL Sq Ft | 105 | 40 | 20 | 45 |

Single Upholstery Specify: Model | Upholstery | Foot | Power Center

| MTI226 | | | | | | | | | | | | | | |
|------------|---------|---------|---------|---------|---------|---------|---------|---------|---------|---------|---------|---------|---------|---------|
| | COM | COL | A | B | C | D | E | F | G | H | I | J | L1 | L2 |
| Single Uph | \$2,778 | \$3,081 | \$2,825 | \$2,918 | \$3,081 | \$3,292 | \$3,471 | \$3,783 | \$4,116 | \$4,403 | \$4,914 | \$5,522 | \$4,362 | \$4,809 |

Multiple Upholstery Specify: Model | Chair Uph | Seat Cushion Uph | Privacy Screen Uph | Foot | Power Center

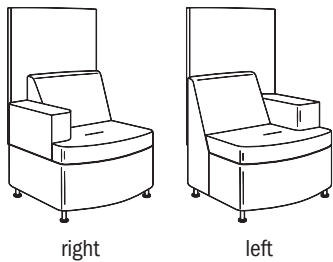
| MTI226_M | | | | | | | | | | | | | | | |
|----------------------------|---|--------|-------|-------|--------|--------|--------|--------|--------|--------|--------|---------|--------|--------|--|
| Base Price: \$2,778 | To the Base Price, add the appropriate upcharges by grade, per zone | | | | | | | | | | | | | | |
| | COM | COL | A | B | C | D | E | F | G | H | I | J | L1 | L2 | |
| Chair - Zone 1 | n/a | +\$120 | +\$19 | +\$56 | +\$120 | +\$203 | +\$272 | +\$395 | +\$527 | +\$639 | +\$839 | +\$1078 | +\$623 | +\$798 | |
| Seat Cushion - Zone 2 | n/a | +\$60 | +\$10 | +\$29 | +\$60 | +\$102 | +\$137 | +\$198 | +\$264 | +\$320 | +\$420 | +\$539 | +\$312 | +\$399 | |
| Privacy Screen - Zone 3 | n/a | +\$135 | +\$21 | +\$63 | +\$135 | +\$228 | +\$307 | +\$445 | +\$592 | +\$719 | +\$944 | +\$1212 | +\$701 | +\$898 | |

| Model | Upholstery | Foot | Power Center |
|-------|--|--|---|
| | Grade Vendor Pattern Colorway | MF Metal Feet WDF Wood Feet see Wood Finishes CAS Casters | NP No Power Center EC22 EC22 Flush Mount |

Description + General Information

Inline Club Chair with Arm and Privacy Screen

MTL306UAR
MTL306UAL
 · casters not available



| Dimensions | D | W | H | Shipping | |
|------------|------|----|------|----------|----|
| Overall | 31 ¼ | 30 | 50 | Ctn Wt | 93 |
| Seat | 20 ½ | 23 | 17 ¼ | Cu Ft | 24 |

| | Single Upholstery | Chair Zone 1 | Seat Cushion Zone 2 | Privacy Screen Zone 3 |
|-----------|-------------------|--------------|---------------------|-----------------------|
| COM Ydg | 6 | 3 ¼ | 1 | 2 ¼ |
| COL Sq Ft | 120 | 65 | 20 | 45 |

Single Upholstery Specify: Model | Upholstery | Foot | Power Center

| MTL306UAR MTL306UAL | | | | | | | | | | | | | | |
|------------------------|---------|---------|---------|---------|---------|---------|---------|---------|---------|---------|---------|---------|---------|---------|
| | COM | COL | A | B | C | D | E | F | G | H | I | J | L1 | L2 |
| Single Uph | \$2,931 | \$3,279 | \$2,986 | \$3,092 | \$3,279 | \$3,518 | \$3,722 | \$4,079 | \$4,461 | \$4,788 | \$5,373 | \$6,067 | \$4,741 | \$5,252 |

Multiple Upholstery Specify: Model | Chair Uph | Seat Cushion Uph | Privacy Screen Uph | Foot | Power Center

| MTL306UAR_M MTL306UAL_M | | | | | | | | | | | | | | | |
|----------------------------|---|--------|-------|-------|--------|--------|--------|--------|--------|---------|---------|---------|---------|---------|--|
| Base Price: | \$2,931 To the Base Price, add the appropriate upcharges by grade, per zone | | | | | | | | | | | | | | |
| | COM | COL | A | B | C | D | E | F | G | H | I | J | L1 | L2 | |
| Chair - Zone 1 | n/a | +\$195 | +\$32 | +\$91 | +\$195 | +\$328 | +\$443 | +\$641 | +\$854 | +\$1037 | +\$1363 | +\$1751 | +\$1011 | +\$1295 | |
| Seat Cushion - Zone 2 | n/a | +\$60 | +\$10 | +\$29 | +\$60 | +\$101 | +\$137 | +\$198 | +\$264 | +\$320 | +\$420 | +\$539 | +\$311 | +\$399 | |
| Privacy Screen - Zone 3 | n/a | +\$135 | +\$23 | +\$63 | +\$135 | +\$227 | +\$306 | +\$445 | +\$592 | +\$719 | +\$944 | +\$1212 | +\$700 | +\$897 | |

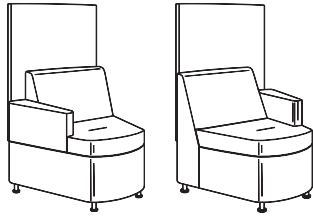
| Model | Upholstery | Foot | Power Center |
|-------|--|---|---|
| | Grade Vendor Pattern Colorway | MF Metal Feet WDF Wood Feet see Wood Finishes CAS Casters | NP No Power Center EC22 EC22 Flush Mount |

Description + General Information

30° Concave Club Chair with Arm and Privacy Screen

MTI306UAR
MTI306UAL

- casters not available
- tablet arm not available



right

left

| Dimensions | D | W | H | Shipping | |
|------------|------|----|------|----------|----|
| Overall | 31 ¼ | 32 | 50 | Ctn Wt | 89 |
| Seat | 20 ½ | 32 | 17 ¼ | Cu Ft | 26 |

| | Single Upholstery | Chair Zone 1 | Seat Cushion Zone 2 | Privacy Screen Zone 3 |
|-----------|-------------------|--------------|---------------------|-----------------------|
| COM Ydg | 6 | 3 ¼ | 1 | 2 ¼ |
| COL Sq Ft | 120 | 65 | 20 | 45 |

Single Upholstery Specify: Model | Upholstery | Foot | Power Center

| MTI306UAR MTI306UAL | | | | | | | | | | | | | | |
|------------------------|---------|---------|---------|---------|---------|---------|---------|---------|---------|---------|---------|---------|---------|---------|
| | COM | COL | A | B | C | D | E | F | G | H | I | J | L1 | L2 |
| Single Uph | \$2,987 | \$3,334 | \$3,041 | \$3,147 | \$3,334 | \$3,574 | \$3,777 | \$4,134 | \$4,517 | \$4,844 | \$5,429 | \$6,123 | \$4,797 | \$5,307 |

Multiple Upholstery Specify: Model | Chair Uph | Seat Cushion Uph | Privacy Screen Uph | Foot | Power Center

| MTI306UAR_M MTI306UAL_M | | | | | | | | | | | | | | | |
|----------------------------|-----|---|-------|-------|--------|--------|--------|--------|--------|----------|----------|----------|----------|----------|--|
| Base Price: \$2,987 | | To the Base Price, add the appropriate upcharges by grade, per zone | | | | | | | | | | | | | |
| | COM | COL | A | B | C | D | E | F | G | H | I | J | L1 | L2 | |
| Chair - Zone 1 | n/a | +\$195 | +\$32 | +\$91 | +\$195 | +\$328 | +\$443 | +\$641 | +\$854 | +\$1,037 | +\$1,363 | +\$1,751 | +\$1,011 | +\$1,295 | |
| Seat Cushion - Zone 2 | n/a | +\$60 | +\$10 | +\$29 | +\$60 | +\$101 | +\$137 | +\$198 | +\$264 | +\$320 | +\$420 | +\$539 | +\$311 | +\$399 | |
| Privacy Screen - Zone 3 | n/a | +\$135 | +\$23 | +\$63 | +\$135 | +\$227 | +\$306 | +\$445 | +\$592 | +\$719 | +\$944 | +\$1,212 | +\$700 | +\$897 | |

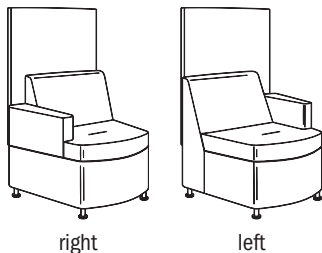
| Model | Upholstery | Foot | Power Center |
|-------|--|--|---|
| | Grade Vendor Pattern Colorway | MF Metal Feet WDF Wood Feet see Wood Finishes CAS Casters | NP No Power Center EC22 EC22 Flush Mount |

Description + General Information

22 1/2° Concave Club Chair with Arm and Privacy Screen

MTI226UAR
MTI226UAL

- casters not available
- tablet arm not available



| Dimensions | D | W | H | Shipping | |
|------------|--------|----|--------|----------|----|
| Overall | 31 3/4 | 32 | 50 | Ctn Wt | 91 |
| Seat | 20 1/2 | 32 | 17 3/4 | Cu Ft | 26 |

| | Single Upholstery | Chair Zone 1 | Seat Cushion Zone 2 | Privacy Screen Zone 3 |
|-----------|-------------------|--------------|---------------------|-----------------------|
| COM Ydg | 6 | 3 3/4 | 1 | 2 3/4 |
| COL Sq Ft | 120 | 65 | 20 | 45 |

Single Upholstery Specify: Model | Upholstery | Foot | Power Center

| MTI226UAR MTI226UAL | | | | | | | | | | | | | | |
|------------------------|---------|---------|---------|---------|---------|---------|---------|---------|---------|---------|---------|---------|---------|---------|
| | COM | COL | A | B | C | D | E | F | G | H | I | J | L1 | L2 |
| Single Uph | \$2,994 | \$3,342 | \$3,049 | \$3,155 | \$3,342 | \$3,582 | \$3,785 | \$4,142 | \$4,524 | \$4,851 | \$5,437 | \$6,130 | \$4,804 | \$5,315 |

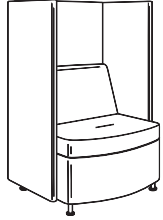
Multiple Upholstery Specify: Model | Chair Uph | Seat Cushion Uph | Privacy Screen Uph | Foot | Power Center

| MTI226UAR_M MTI226UAL_M | | | | | | | | | | | | | | | |
|----------------------------|---|--------|-------|-------|--------|--------|--------|--------|--------|----------|----------|----------|----------|----------|--|
| Base Price: | \$2,994 To the Base Price, add the appropriate upcharges by grade, per zone | | | | | | | | | | | | | | |
| | COM | COL | A | B | C | D | E | F | G | H | I | J | L1 | L2 | |
| Chair - Zone 1 | n/a | +\$195 | +\$32 | +\$91 | +\$195 | +\$329 | +\$443 | +\$641 | +\$854 | +\$1,037 | +\$1,364 | +\$1,751 | +\$1,011 | +\$1,295 | |
| Seat Cushion - Zone 2 | n/a | +\$60 | +\$10 | +\$29 | +\$60 | +\$102 | +\$137 | +\$198 | +\$264 | +\$320 | +\$420 | +\$539 | +\$311 | +\$399 | |
| Privacy Screen - Zone 3 | n/a | +\$135 | +\$23 | +\$63 | +\$135 | +\$228 | +\$306 | +\$445 | +\$592 | +\$719 | +\$944 | +\$1,212 | +\$700 | +\$897 | |

| Model | Upholstery | Foot | Power Center |
|-------|--|--|---|
| | Grade Vendor Pattern Colorway | MF Metal Feet WDF Wood Feet see Wood Finishes CAS Casters | NP No Power Center EC22 EC22 Flush Mount |

Description + General Information

Inline Club Chair with Privacy Surround MTL305



| Dimensions | D | W | H | Shipping | |
|------------|------|------|------|----------|-----|
| Overall | 31 ¾ | 33 ½ | 50 | Ctn Wt | 118 |
| Seat | 20 ½ | 30 | 17 ¾ | Cu Ft | 37 |

| | Single Upholstery | Chair Zone 1 | Seat Cushion Zone 2 | Privacy Surround Zone 3 |
|-----------|-------------------|--------------|---------------------|-------------------------|
| COM Ydg | 8 ¾ | 2 | 1 | 5 ¾ |
| COL Sq Ft | 166 | 40 | 20 | 105 |

Single Upholstery Specify: Model | Upholstery | Foot | Power Center

| MTL305 | | | | | | | | | | | | | | |
|------------|---------|---------|---------|---------|---------|---------|---------|---------|---------|---------|---------|---------|---------|---------|
| | COM | COL | A | B | C | D | E | F | G | H | I | J | L1 | L2 |
| Single Uph | \$3,497 | \$3,959 | \$3,568 | \$3,710 | \$3,959 | \$4,279 | \$4,551 | \$5,027 | \$5,536 | \$5,973 | \$6,753 | \$7,678 | \$5,911 | \$6,590 |

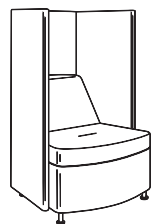
Multiple Upholstery Specify: Model | Chair Uph | Seat Cushion Uph | Privacy Surround Uph | Foot | Power Center

| MTL305_M | | | | | | | | | | | | | | | |
|---------------------------|-----|---|-------|--------|--------|--------|--------|----------|----------|----------|----------|----------|----------|----------|--|
| Base Price: \$3,497 | | To the Base Price, add the appropriate upcharges by grade, per zone | | | | | | | | | | | | | |
| | COM | COL | A | B | C | D | E | F | G | H | I | J | L1 | L2 | |
| Chair - Zone 1 | n/a | +\$120 | +\$19 | +\$56 | +\$120 | +\$202 | +\$272 | +\$395 | +\$527 | +\$639 | +\$839 | +\$1,078 | +\$622 | +\$797 | |
| Seat Cushion - Zone 2 | n/a | +\$60 | +\$10 | +\$29 | +\$60 | +\$101 | +\$137 | +\$198 | +\$264 | +\$320 | +\$420 | +\$539 | +\$311 | +\$399 | |
| Privacy Surround - Zone 3 | n/a | +\$313 | +\$49 | +\$145 | +\$313 | +\$530 | +\$713 | +\$1,035 | +\$1,379 | +\$1,674 | +\$2,202 | +\$2,827 | +\$1,632 | +\$2,092 | |

| Model | Upholstery | Foot | Power Center |
|-------|--|--|---|
| | Grade Vendor Pattern Colorway | MF Metal Feet WDF Wood Feet see Wood Finishes CAS Casters | NP No Power Center EC22 EC22 Flush Mount |

Description + General Information

22 ½° Convex Club Chair with Privacy Surround **MT0225**



| Dimensions | D | W | H | Shipping | |
|------------|------|------|------|----------|-----|
| Overall | 31 ¾ | 33 ½ | 50 | Ctn Wt | 118 |
| Seat | 20 ½ | 30 | 17 ¾ | Cu Ft | 37 |

| | Single Upholstery | Chair Zone 1 | Seat Cushion Zone 2 | Privacy Surround Zone 3 |
|-----------|-------------------|--------------|---------------------|-------------------------|
| COM Ydg | 8 ¾ | 2 | 1 | 5 ¾ |
| COL Sq Ft | 166 | 40 | 20 | 105 |

Single Upholstery Specify: Model | Upholstery | Foot | Power Center

| MT0225 | | | | | | | | | | | | | | |
|------------|---------|---------|---------|---------|---------|---------|---------|---------|---------|---------|---------|---------|---------|---------|
| | COM | COL | A | B | C | D | E | F | G | H | I | J | L1 | L2 |
| Single Uph | \$3,462 | \$3,925 | \$3,535 | \$3,677 | \$3,925 | \$4,246 | \$4,518 | \$4,992 | \$5,502 | \$5,939 | \$6,719 | \$7,643 | \$5,877 | \$6,557 |

Multiple Upholstery Specify: Model | Chair Uph | Seat Cushion Uph | Privacy Surround Uph | Foot | Power Center

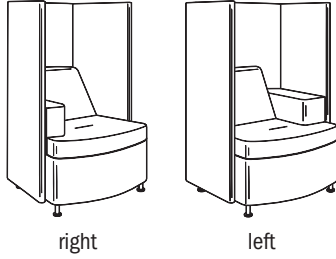
| MT0225_M | | | | | | | | | | | | | | | |
|----------------------------|-----|---|-------|--------|--------|--------|--------|----------|----------|----------|----------|----------|----------|----------|--|
| Base Price: \$3,462 | | To the Base Price, add the appropriate upcharges by grade, per zone | | | | | | | | | | | | | |
| | COM | COL | A | B | C | D | E | F | G | H | I | J | L1 | L2 | |
| Chair - Zone 1 | n/a | +\$120 | +\$19 | +\$56 | +\$120 | +\$203 | +\$272 | +\$395 | +\$527 | +\$639 | +\$839 | +\$1,078 | +\$623 | +\$797 | |
| Seat Cushion - Zone 2 | n/a | +\$60 | +\$10 | +\$29 | +\$60 | +\$102 | +\$137 | +\$198 | +\$264 | +\$320 | +\$420 | +\$539 | +\$312 | +\$399 | |
| Privacy Surround - Zone 3 | n/a | +\$314 | +\$50 | +\$145 | +\$314 | +\$531 | +\$714 | +\$1,035 | +\$1,380 | +\$1,675 | +\$2,202 | +\$2,827 | +\$1,633 | +\$2,092 | |

| Model | Upholstery | Foot | Power Center |
|-------|--|---|---|
| | Grade Vendor Pattern Colorway | MF Metal Feet WDF Wood Feet see Wood Finishes CAS Casters | NP No Power Center EC22 EC22 Flush Mount |

Description + General Information

Inline Club Chair with Arm and Privacy Surround

MTL305UAR
MTL305UAL
 · tablet arm not available



| Dimensions | D | W | H | Shipping | |
|------------|------|------|------|----------|-----|
| Overall | 31 ¾ | 33 ½ | 50 | Ctn Wt | 133 |
| Seat | 20 ½ | 23 | 17 ¾ | Cu Ft | 37 |

| | Single Upholstery | Chair Zone 1 | Seat Cushion Zone 2 | Privacy Surround Zone 3 |
|-----------|-------------------|--------------|---------------------|-------------------------|
| COM Ydg | 9 | 3 ¼ | 1 | 5 ¼ |
| COL Sq Ft | 181 | 65 | 20 | 105 |

Single Upholstery Specify: Model | Upholstery | Foot | Power Center

| MTL305UAR MTL305UAL | | | | | | | | | | | | | | |
|------------------------|---------|---------|---------|---------|---------|---------|---------|---------|---------|---------|---------|---------|---------|---------|
| | COM | COL | A | B | C | D | E | F | G | H | I | J | L1 | L2 |
| Single Uph | \$3,729 | \$4,236 | \$3,808 | \$3,963 | \$4,236 | \$4,585 | \$4,882 | \$5,403 | \$5,961 | \$6,437 | \$7,292 | \$8,303 | \$6,370 | \$7,113 |

Multiple Upholstery Specify: Model | Chair Uph | Seat Cushion Uph | Privacy Surround Uph | Foot | Power Center

| MTL305UAR_M MTL305UAL_M | | | | | | | | | | | | | | | |
|----------------------------|-----|---|-------|--------|--------|--------|--------|----------|----------|----------|----------|----------|----------|----------|--|
| Base Price: \$3,729 | | To the Base Price, add the appropriate upcharges by grade, per zone | | | | | | | | | | | | | |
| | COM | COL | A | B | C | D | E | F | G | H | I | J | L1 | L2 | |
| Chair - Zone 1 | n/a | +\$195 | +\$31 | +\$91 | +\$195 | +\$328 | +\$443 | +\$641 | +\$855 | +\$1,037 | +\$1,364 | +\$1,751 | +\$1,012 | +\$1,296 | |
| Seat Cushion - Zone 2 | n/a | +\$60 | +\$10 | +\$29 | +\$60 | +\$101 | +\$137 | +\$198 | +\$264 | +\$320 | +\$420 | +\$539 | +\$312 | +\$399 | |
| Privacy Surround - Zone 3 | n/a | +\$314 | +\$50 | +\$145 | +\$314 | +\$530 | +\$713 | +\$1,036 | +\$1,380 | +\$1,674 | +\$2,202 | +\$2,828 | +\$1,633 | +\$2,092 | |

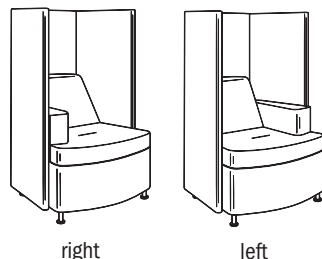
| Model | Upholstery | Foot | Power Center |
|-------|--|--|---|
| | Grade Vendor Pattern Colorway | MF Metal Feet WDF Wood Feet see Wood Finishes CAS Casters | NP No Power Center EC22 EC22 Flush Mount |

Description + General Information

22 1/2° Convex Club Chair with Arm and Privacy Surround

MTO225UAR
MTO225UAL

· tablet arm not available



right

left

| Dimensions | D | W | H | Shipping | |
|------------|--------|--------|--------|----------|-----|
| Overall | 31 3/4 | 33 1/2 | 50 | Ctn Wt | 130 |
| Seat | 20 1/2 | 33 1/2 | 17 3/4 | Cu Ft | 37 |

| | Single Upholstery | Chair Zone 1 | Seat Cushion Zone 2 | Privacy Surround Zone 3 |
|-----------|-------------------|--------------|---------------------|-------------------------|
| COM Ydg | 8 1/2 | 3 3/4 | 1 | 5 1/4 |
| COL Sq Ft | 171 | 65 | 20 | 105 |

Single Upholstery Specify: Model | Upholstery | Foot | Power Center

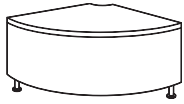
| MTO225UAR MTO225UAL | | | | | | | | | | | | | | |
|------------------------|---------|---------|---------|---------|---------|---------|---------|---------|---------|---------|---------|---------|---------|---------|
| | COM | COL | A | B | C | D | E | F | G | H | I | J | L1 | L2 |
| Single Uph | \$3,663 | \$4,140 | \$3,736 | \$3,883 | \$4,140 | \$4,469 | \$4,750 | \$5,240 | \$5,767 | \$6,216 | \$7,022 | \$7,974 | \$6,152 | \$6,853 |

Multiple Upholstery Specify: Model | Chair Uph | Seat Cushion Uph | Privacy Surround Uph | Foot | Power Center

| MTO225UAR_M MTO225UAL_M | | | | | | | | | | | | | | |
|----------------------------|-----|---|-------|--------|--------|--------|--------|----------|----------|----------|----------|----------|----------|----------|
| Base Price: \$3,663 | | To the Base Price, add the appropriate upcharges by grade, per zone | | | | | | | | | | | | |
| | COM | COL | A | B | C | D | E | F | G | H | I | J | L1 | L2 |
| Chair - Zone 1 | n/a | +\$195 | +\$31 | +\$91 | +\$195 | +\$328 | +\$441 | +\$641 | +\$855 | +\$1,037 | +\$1,364 | +\$1,751 | +\$1,012 | +\$1,295 |
| Seat Cushion - Zone 2 | n/a | +\$60 | +\$10 | +\$29 | +\$60 | +\$101 | +\$137 | +\$198 | +\$264 | +\$320 | +\$420 | +\$539 | +\$312 | +\$399 |
| Privacy Surround - Zone 3 | n/a | +\$313 | +\$49 | +\$145 | +\$313 | +\$530 | +\$713 | +\$1,035 | +\$1,380 | +\$1,675 | +\$2,202 | +\$2,827 | +\$1,633 | +\$2,092 |

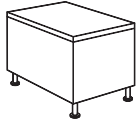
| Model | Upholstery | Foot | Power Center |
|-------|--|--|---|
| | Grade Vendor Pattern Colorway | MF Metal Feet WDF Wood Feet see Wood Finishes CAS Casters | NP No Power Center EC22 EC22 Flush Mount |

| Description | D | W | H | CTN WT | CU FT | ① Model | Essentials Veneer | Artisan Veneer |
|---------------------------|----------|----------|----|--------|-------|------------|-------------------|----------------|
| Linking Drum Table | 25 13/16 | 25 13/16 | 15 | 48 | 9 | MTV2525DTC | \$3,721 | \$4,090 |



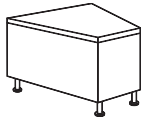
- quarter round
- power unit available, see page MT93

| | | | | | | | | |
|---------------------------|--------|----|----|----|---|------------|---------|---------|
| Linking Drum Table | 22 1/4 | 15 | 15 | 40 | 5 | MTV1522DTS | \$1,433 | \$1,577 |
|---------------------------|--------|----|----|----|---|------------|---------|---------|



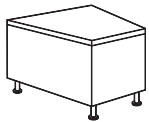
- rectangle
- power unit available, see page MT93

| | | | | | | | | |
|---------------------------|--------|--------|----|----|---|------------|---------|---------|
| Linking Drum Table | 22 1/4 | 22 1/4 | 15 | 47 | 6 | MTV2230DTW | \$1,720 | \$1,893 |
|---------------------------|--------|--------|----|----|---|------------|---------|---------|



- 30° wedge
- power unit available, see page MT93

| | | | | | | | | |
|---------------------------|--------|--------|----|----|---|------------|---------|---------|
| Linking Drum Table | 22 1/4 | 22 1/4 | 15 | 49 | 6 | MTV2222DTW | \$1,730 | \$1,903 |
|---------------------------|--------|--------|----|----|---|------------|---------|---------|



- 22 1/2° wedge
- power unit available, see page MT93

To Order, Specify:

Veneer Models

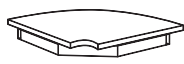
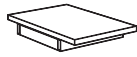
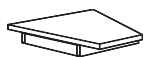
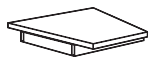
- ① Model Number
- ② Wood Finish [See Wood Finish Options](#)

Laminate Models

- ① Model Number
- ② Laminate Color [See Laminate Color Options](#)

Specifications

- 1" thick top with wood rim or PVC edge on silver metal frame.
- Permanent bolt attachment through side of adjacent lounge unit.


| Description | D | W | H | CTN WT | CU FT | ① Model | Laminate HPL | Veneer | |
|--|----------|----------|----|-----------|----------|------------|-----------------|------------|---------|
| | | | | | | | | Essentials | Artisan |
| Linking Table Top  <ul style="list-style-type: none"> · quarter round | 25 13/16 | 25 13/16 | 15 | 28 | 4 | MTT2525LTC | \$1,352 | | |
| | 25 13/16 | 25 13/16 | 15 | 28 | 4 | MTV2525LTC | | \$1,423 | \$1,567 |
| Linking Table Top  <ul style="list-style-type: none"> · rectangular | 22 1/4 | 15 | 15 | 18 | 2 | MTT1522LTS | \$1,224 | | |
| | 22 1/4 | 15 | 15 | 18 | 2 | MTV1522LTS | | \$1,290 | \$1,417 |
| Linking Table Top  <ul style="list-style-type: none"> · 30° wedge | 22 1/4 | 22 1/4 | 15 | 22 | 3 | MTT2230LTW | \$1,290 | | |
| | 22 1/4 | 22 1/4 | 15 | 22 | 3 | MTV2230LTW | | \$1,353 | \$1,490 |
| Linking Table Top  <ul style="list-style-type: none"> · 22 1/2° wedge | 22 1/4 | 22 1/4 | 15 | 22 | 3 | MTT2222LTW | \$1,290 | | |
| | 22 1/4 | 22 1/4 | 15 | 22 | 3 | MTV2222LTW | | \$1,353 | \$1,490 |

To Order, Specify:


- ① Model Number
- ② Wood Finish [See Wood Finish Options](#)
- ③ Optional Wood Feet; add \$81 list [See Wood Feet Finish Options](#)
- ④ Power Unit
 - Linking Drum Table - Node; specify with EC24 and order separately, see page MT93.

Specifications


- Metal leg standard with 2 3/8" diameter leveling disc.
- Plywood construction with glue, dowel, and metal fasteners.
- Linking bracket included to attach to lounge.

| Description | D | W | H | CTN WT | CU FT | ① Model | Top Material | |
|---|----|----|----|-----------|----------|------------|---|----------------|
| | | | | | | | HPL Laminate or Essentials Veneer | Artisan Veneer |
|  | 22 | 22 | 26 | 48 | 7 | MTVP22ROUN | \$1,740 | \$1,917 |
| | 26 | 26 | 26 | 51 | 8 | MTVP26ROUN | \$1,770 | \$1,948 |
| | 30 | 30 | 26 | 52 | 9 | MTVP30ROUN | \$1,802 | \$1,986 |

- round top
- power unit not available

| | | | | | | | | |
|---|----|----|----|----|---|-----------|---------|---------|
|  | 22 | 22 | 26 | 46 | 7 | MTVP22TRI | \$1,740 | \$1,917 |
| | 26 | 26 | 26 | 49 | 8 | MTVP26TRI | \$1,770 | \$1,948 |


- triangle top
- power unit not available

| | | | | | | | | |
|--|----|----|----|----|---|------------|---------|---------|
|  | 22 | 22 | 26 | 47 | 7 | MTVP22SQCL | \$1,740 | \$1,917 |
| | 26 | 26 | 26 | 50 | 8 | MTVP26SQCL | \$1,770 | \$1,948 |

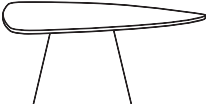
- squircle top
- power unit not available

To Order, Specify:


- ① Model Number
- ② Top Material
 - A.) Finish Color [See Top Wood Finish Options](#)
 - B.) Laminate
 - 1.) Laminate Color [See Laminate Color Options](#)
- ③ Conical Base Color [See Base Color Options](#)
- ④ Power Unit - Moire; specify with EC23 cut-out or Node; specify with EC24 cut-out. The EC23 and EC24 must be ordered separately, see page [MT64](#).

| Description | D | W | H | CTN WT | CU FT | ① Model | Top Material | |
|--|----|----|----|-----------|----------|------------|---|----------------|
| | | | | | | | HPL Laminate or Essentials Veneer | Artisan Veneer |
|  | 36 | 36 | 26 | 116 | 16 | MTVF36ROUN | \$2,490 | \$2,740 |
| | 42 | 42 | 26 | 127 | 17 | MTVF42ROUN | \$2,573 | \$2,831 |
| | 48 | 48 | 26 | 138 | 19 | MTVF48ROUN | \$2,646 | \$2,910 |
| | 54 | 54 | 26 | 152 | 21 | MTVF54ROUN | \$2,742 | \$3,016 |

- round top
- power unit available, see page MT93

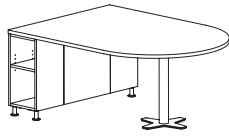
| | | | | | | | | |
|--|----|----|----|-----|----|-----------|---------|---------|
|  | 36 | 36 | 26 | 113 | 16 | MTVF36TRI | \$2,520 | \$2,771 |
| | 42 | 42 | 26 | 122 | 17 | MTVF42TRI | \$2,587 | \$2,847 |
| | 48 | 48 | 26 | 132 | 19 | MTVF48TRI | \$2,646 | \$2,910 |
| | 54 | 54 | 26 | 146 | 21 | MTVF54TRI | \$2,742 | \$3,016 |

- triangle top
- power unit available, see page MT93

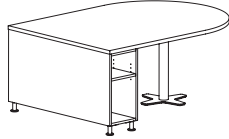
| | | | | | | | | |
|---|----|----|----|-----|----|------------|---------|---------|
|  | 36 | 36 | 26 | 121 | 16 | MTVF36SQCL | \$2,490 | \$2,740 |
| | 42 | 42 | 26 | 134 | 17 | MTVF42SQCL | \$2,573 | \$2,831 |
| | 48 | 48 | 26 | 146 | 19 | MTVF48SQCL | \$2,646 | \$2,910 |
| | 54 | 54 | 26 | 162 | 21 | MTVF54SQCL | \$2,742 | \$3,016 |

- squircle top
- power unit available, see page MT93

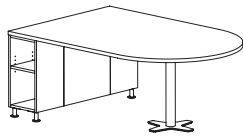
| Description | D | W | H | CTN WT | CU FT | ① Model | Laminate | | Veneer | |
|------------------------------|----|----|----|-----------|----------|-----------------------|----------|---------|------------|---------|
| | | | | | | | TFL Top | HPL Top | Essentials | Artisan |
| Media Activity Center | 48 | 66 | 28 | 245 | 24 | MTT4866-28MATB | \$5,279 | \$5,442 | | |
| | 48 | 66 | 28 | 245 | 24 | MTV4866-28MATB | | | \$6,569 | \$7,224 |



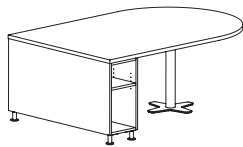
- bullet shape top
- 48" x 66" worksurface
- 28"h worksurface
- side access bookcase base; 12 1/4"w
- front center access panel



| | | | | | | | | | | |
|------------------------------|----|----|----|-----|----|-----------------------|---------|---------|---------|---------|
| Media Activity Center | 48 | 72 | 28 | 263 | 25 | MTT4872-28MATB | \$5,349 | \$5,515 | | |
| | 48 | 72 | 28 | 263 | 25 | MTV4872-28MATB | | | \$6,630 | \$7,294 |



- bullet shape top
- 48" x 72" worksurface
- 28"h worksurface
- side access bookcase base; 12 1/4"w
- front center access panel



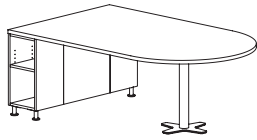
To Order, Specify:

- ① Model Number
- ② Wood Finish [See Wood Finish Options](#)
- ③ Laminate Selection [See Laminate Options](#)
- ④ Optional Wood Feet; add \$81 list [See Wood Feet Finish Options](#)
- ⑤ Optional Power Unit
 - Media Table - Ellora; specify with EC25 and order separately, see page MT93.
- ⑥ Optional Coordinating Wood Grain Laminate Table Top - no upcharge. [See Coordinating Laminate Top Options](#)

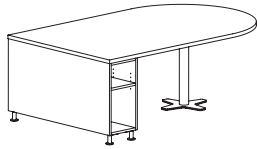
Specifications

- Metal leg standard with 2 3/8" diameter leveling disc.
- 3" diameter metal support post with integrated leveling and X-base with neoprene pads.
- Plywood construction with glue, dowel, and metal fasteners.
- 1 3/16" thick worksurface with radiused corners and a wood rim or PVC edge.
- Grommet in media panel
- Bookcase with side access and rear access. Each compartment has one adjustable shelf.
- Rear hinged doors for wire access.
- Removable lower panels for wire access.

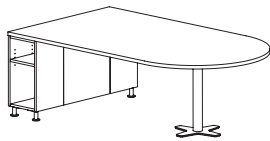
| Description | D | W | H | CTN WT | CU FT | ① Model | Laminate | | Veneer | |
|------------------------------|----|----|----|-----------|----------|-----------------------|----------|---------|------------|---------|
| | | | | | | | TFL Top | HPL Top | Essentials | Artisan |
| Media Activity Center | 48 | 78 | 28 | 281 | 26 | MTT4878-28MATB | \$5,424 | \$5,590 | | |
| | 48 | 78 | 28 | 281 | 26 | MTV4878-28MATB | | | \$6,659 | \$7,325 |



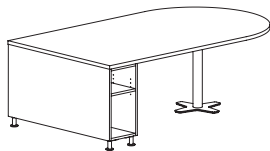
- bullet shape top
- 48" x 78" worksurface
- 28"h worksurface
- side access bookcase base; 12 ¼"w
- front center access panel



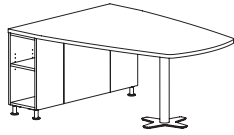
| | | | | | | | | | | |
|------------------------------|----|----|----|-----|----|-----------------------|---------|---------|---------|---------|
| Media Activity Center | 48 | 84 | 28 | 299 | 27 | MTT4884-28MATB | \$5,495 | \$5,663 | | |
| | 48 | 84 | 28 | 299 | 27 | MTV4884-28MATB | | | \$6,758 | \$7,437 |



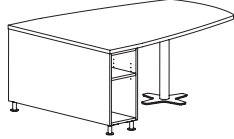
- bullet shape top
- 48" x 84" worksurface
- 28"h worksurface
- side access bookcase base; 12 ¼"w
- front center access panel



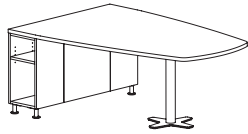
| Description | D | W | H | CTN WT | CU FT | ① Model | Laminate | | Veneer | |
|------------------------------|----|----|----|-----------|----------|-----------------------|----------|---------|------------|---------|
| | | | | | | | TFL Top | HPL Top | Essentials | Artisan |
| Media Activity Center | 48 | 66 | 28 | 240 | 24 | MTT4866-28MATW | \$5,279 | \$5,442 | | |
| | 48 | 66 | 28 | 240 | 24 | MTV4866-28MATW | | | \$6,569 | \$7,224 |



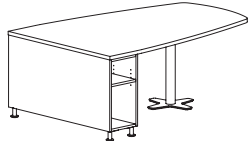
- wedge shape top
- 48" x 66" worksurface
- 28"h worksurface
- side access bookcase base; 12 1/4"w
- front center access panel



| | | | | | | | | | | |
|------------------------------|----|----|----|-----|----|-----------------------|---------|---------|---------|---------|
| Media Activity Center | 48 | 72 | 28 | 258 | 25 | MTT4872-28MATW | \$5,349 | \$5,515 | | |
| | 48 | 72 | 28 | 258 | 25 | MTV4872-28MATW | | | \$6,630 | \$7,294 |



- wedge shape top
- 48" x 72" worksurface
- 28"h worksurface
- side access bookcase base; 12 1/4"w
- front center access panel



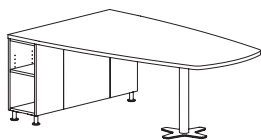
To Order, Specify:

- ① Model Number
- ② Wood Finish [See Wood Finish Options](#)
- ③ Laminate Selection [See Laminate Options](#)
- ④ Optional Wood Feet; add \$81 list [See Wood Feet Finish Options](#)
- ⑤ Optional Power Unit
 - Media Table - Ellora; specify with EC25 and order separately, see page MT93.
- ⑥ Optional Coordinating Wood Grain Laminate Table Top - no upcharge. [See Coordinating Laminate Top Options](#)

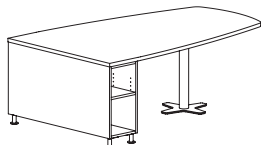
Specifications

- Metal leg standard with 2 3/8" diameter leveling disc.
- 3" diameter metal support post with integrated leveling and X-base with neoprene pads.
- Plywood construction with glue, dowel, and metal fasteners.
- 1 3/16" thick worksurface with radiused corners and a wood rim or PVC edge.
- Grommet in media panel
- Bookcase with side access and rear access. Each compartment has one adjustable shelf.
- Rear hinged doors for wire access.
- Removable lower panels for wire access.

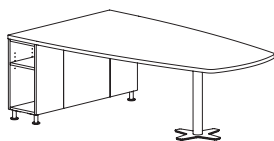
| Description | D | W | H | CTN WT | CU FT | ① Model | Laminate | | Veneer | |
|------------------------------|----|----|----|-----------|----------|-----------------------|----------|---------|------------|---------|
| | | | | | | | TFL Top | HPL Top | Essentials | Artisan |
| Media Activity Center | 48 | 78 | 28 | 276 | 26 | MTT4878-28MATW | \$5,424 | \$5,590 | | |
| | 48 | 78 | 28 | 276 | 26 | MTV4878-28MATW | | | \$6,659 | \$7,325 |



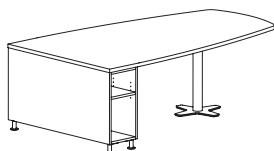
- wedge shape top
- 48" x 78" worksurface
- 28"h worksurface
- side access bookcase base; 12 1/4"w
- front center access panel



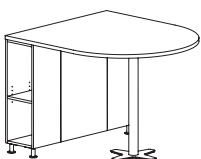
| | | | | | | | | | | |
|------------------------------|----|----|----|-----|----|-----------------------|---------|---------|---------|---------|
| Media Activity Center | 48 | 84 | 28 | 294 | 27 | MTT4884-28MATW | \$5,495 | \$5,663 | | |
| | 48 | 84 | 28 | 294 | 27 | MTV4884-28MATW | | | \$6,758 | \$7,437 |



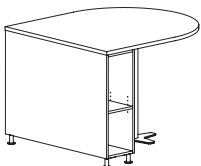
- wedge shape top
- 48" x 84" worksurface
- 28"h worksurface
- side access bookcase base; 12 1/4"w
- front center access panel



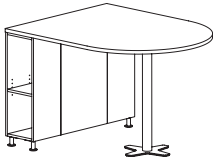
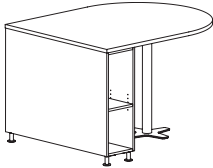
| | | | | | | | | | | |
|------------------------------|----|----|----|-----|----|-----------------------|---------|---------|---------|---------|
| Media Activity Center | 48 | 54 | 39 | 241 | 27 | MTT4854-39MATB | \$5,276 | \$5,439 | | |
| | 48 | 54 | 39 | 241 | 27 | MTV4854-39MATB | | | \$6,639 | \$7,303 |



- bullet shape top
- 48" x 54" worksurface
- 39"h worksurface
- side access bookcase base; 12 1/4"w
- front center access panel

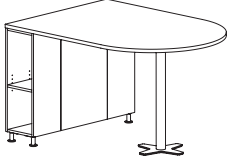
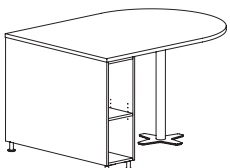


| Description | D | W | H | CTN WT | CU FT | ① Model | Laminate | | Veneer | |
|------------------------------|----|----|----|-----------|----------|-----------------------|----------|---------|------------|---------|
| | | | | | | | TFL Top | HPL Top | Essentials | Artisan |
| Media Activity Center | 48 | 60 | 39 | 259 | 28 | MTT4860-39MATB | \$5,334 | \$5,500 | | |
| | 48 | 60 | 39 | 259 | 28 | MTV4860-39MATB | | | \$6,686 | \$7,357 |

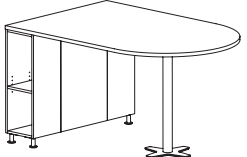
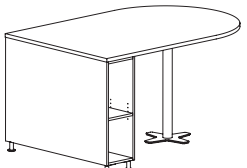
- bullet shape top
- 48" x 60" worksurface
- 39"h worksurface
- side access bookcase base; 12 1/4"w
- front center access panel

| | | | | | | | | | | |
|------------------------------|----|----|----|-----|----|-----------------------|---------|---------|---------|---------|
| Media Activity Center | 48 | 66 | 39 | 277 | 29 | MTT4866-39MATB | \$5,478 | \$5,647 | | |
| | 48 | 66 | 39 | 277 | 29 | MTV4866-39MATB | | | \$6,825 | \$7,508 |

- bullet shape top
- 48" x 66" worksurface
- 39"h worksurface
- side access bookcase base; 12 1/4"w
- front center access panel

| | | | | | | | | | | |
|------------------------------|----|----|----|-----|----|-----------------------|---------|---------|---------|---------|
| Media Activity Center | 48 | 72 | 39 | 295 | 30 | MTT4872-39MATB | \$5,549 | \$5,721 | | |
| | 48 | 72 | 39 | 295 | 30 | MTV4872-39MATB | | | \$6,886 | \$7,575 |

- bullet shape top
- 48" x 72" worksurface
- 39"h worksurface
- side access bookcase base; 12 1/4"w
- front center access panel

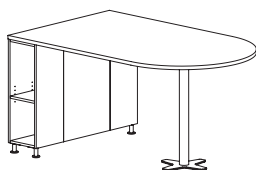
To Order, Specify:

- ① Model Number
- ② Wood Finish [See Wood Finish Options](#)
- ③ Laminate Selection [See Laminate Options](#)
- ④ Optional Wood Feet; add \$81 list [See Wood Feet Finish Options](#)
- ⑤ Optional Power Unit
 - Media Table - Ellora; specify with EC25 and order separately, see page MT93.
- ⑥ Optional Coordinating Wood Grain Laminate Table Top - no upcharge. [See Coordinating Laminate Top Options](#)

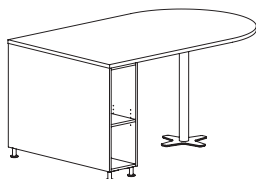
Specifications

- Metal leg standard with 2 3/8" diameter leveling disc.
- 3" diameter metal support post with integrated leveling and X-base with neoprene pads.
- Plywood construction with glue, dowel, and metal fasteners.
- 1 3/16" thick worksurface with radiused corners and a wood rim or PVC edge.
- Grommet in media panel
- Bookcase with side access and rear access. Each compartment has one adjustable shelf.
- Rear hinged doors for wire access.
- Removable lower panels for wire access.

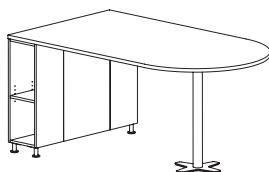
| Description | D | W | H | CTN WT | CU FT | ① Model | Laminate | | Veneer | |
|------------------------------|----|----|----|-----------|----------|-----------------------|----------|---------|------------|---------|
| | | | | | | | TFL Top | HPL Top | Essentials | Artisan |
| Media Activity Center | 48 | 78 | 39 | 313 | 31 | MTT4878-39MATB | \$5,619 | \$5,795 | | |
| | 48 | 78 | 39 | 313 | 31 | MTV4878-39MATB | | | \$6,946 | \$7,643 |



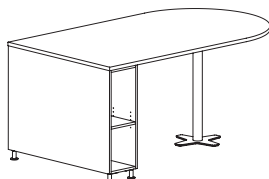
- bullet shape top
- 48" x 78" worksurface
- 39" h worksurface
- side access bookcase base; 12 ¼"w
- front center access panel



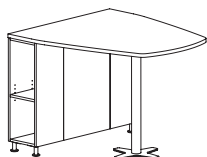
| | | | | | | | | | | |
|------------------------------|----|----|----|-----|----|-----------------------|---------|---------|---------|---------|
| Media Activity Center | 48 | 84 | 39 | 331 | 32 | MTT4884-39MATB | \$5,694 | \$5,867 | | |
| | 48 | 84 | 39 | 331 | 32 | MTV4884-39MATB | | | \$7,012 | \$7,714 |



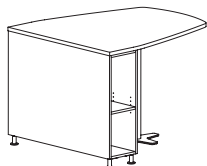
- bullet shape top
- 48" x 84" worksurface
- 39" h worksurface
- side access bookcase base; 12 ¼"w
- front center access panel



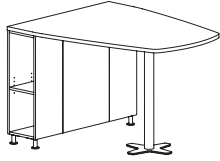
| | | | | | | | | | | |
|------------------------------|----|----|----|-----|----|-----------------------|---------|---------|---------|---------|
| Media Activity Center | 48 | 54 | 39 | 236 | 27 | MTT4854-39MATW | \$5,276 | \$5,439 | | |
| | 48 | 54 | 39 | 236 | 27 | MTV4854-39MATW | | | \$6,639 | \$7,303 |



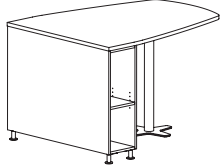
- wedge shape top
- 48" x 54" worksurface
- 39" h worksurface
- side access bookcase base; 12 ¼"w
- front center access panel



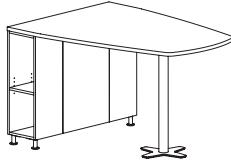
| Description | D | W | H | CTN WT | CU FT | ① Model | Laminate | | Veneer | |
|------------------------------|----|----|----|-----------|----------|----------------|----------|---------|------------|---------|
| | | | | | | | TFL Top | HPL Top | Essentials | Artisan |
| Media Activity Center | 48 | 60 | 39 | 254 | 28 | MTT4860-39MATW | \$5,334 | \$5,500 | | |
| | 48 | 60 | 39 | 254 | 28 | MTV4860-39MATW | | | \$6,686 | \$7,357 |



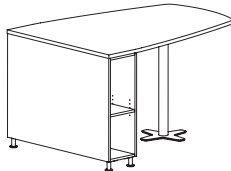
- wedge shape top
- 48" x 60" worksurface
- 39"h worksurface
- side access bookcase base; 12 1/4"w
- front center access panel



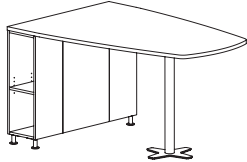
| | | | | | | | | | | |
|------------------------------|----|----|----|-----|----|----------------|---------|---------|---------|---------|
| Media Activity Center | 48 | 66 | 39 | 272 | 29 | MTT4866-39MATW | \$5,478 | \$5,647 | | |
| | 48 | 66 | 39 | 272 | 29 | MTV4866-39MATW | | | \$6,825 | \$7,508 |



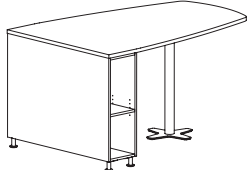
- wedge shape top
- 48" x 66" worksurface
- 39"h worksurface
- side access bookcase base; 12 1/4"w
- front center access panel



| | | | | | | | | | | |
|------------------------------|----|----|----|-----|----|----------------|---------|---------|---------|---------|
| Media Activity Center | 48 | 72 | 39 | 290 | 30 | MTT4872-39MATW | \$5,549 | \$5,721 | | |
| | 48 | 72 | 39 | 290 | 30 | MTV4872-39MATW | | | \$6,886 | \$7,575 |



- wedge shape top
- 48" x 72" worksurface
- 39"h worksurface
- side access bookcase base; 12 1/4"w
- front center access panel



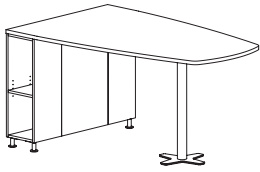
To Order, Specify:

- ① Model Number
- ② Wood Finish [See Wood Finish Options](#)
- ③ Laminate Selection [See Laminate Options](#)
- ④ Optional Wood Feet; add \$81 list [See Wood Feet Finish Options](#)
- ⑤ Optional Power Unit
 - Media Table - Ellora; specify with EC25 and order separately, see page MT93.
- ⑥ Optional Coordinating Wood Grain Laminate Table Top - no upcharge. [See Coordinating Laminate Top Options](#)

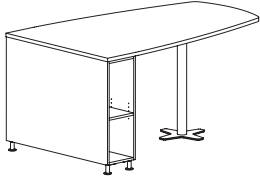
Specifications

- Metal leg standard with 2 3/8" diameter leveling disc.
- 3" diameter metal support post with integrated leveling and X-base with neoprene pads.
- Plywood construction with glue, dowel, and metal fasteners.
- 1 3/16" thick worksurface with radiused corners and a wood rim or PVC edge.
- Grommet in media panel
- Bookcase with side access and rear access. Each compartment has one adjustable shelf.
- Rear hinged doors for wire access.
- Removable lower panels for wire access.

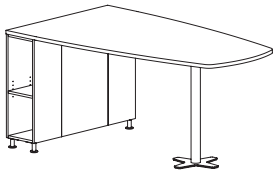
| Description | D | W | H | CTN WT | CU FT | ① Model | Laminate | | Veneer | |
|------------------------------|----|----|----|-----------|----------|-----------------------|----------|---------|------------|---------|
| | | | | | | | TFL Top | HPL Top | Essentials | Artisan |
| Media Activity Center | 48 | 78 | 39 | 308 | 31 | MTT4878-39MATW | \$5,619 | \$5,795 | | |
| | 48 | 78 | 39 | 308 | 31 | MTV4878-39MATW | | | \$6,946 | \$7,643 |



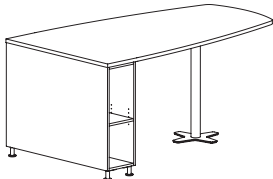
- wedge shape top
- 48" x 78" worksurface
- 39"h worksurface
- side access bookcase base; 12 ¼"w
- front center access panel



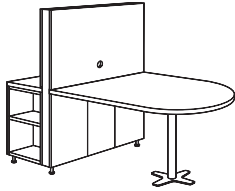
| | | | | | | | | | | |
|------------------------------|----|----|----|-----|----|-----------------------|---------|---------|---------|---------|
| Media Activity Center | 48 | 84 | 39 | 326 | 32 | MTT4884-39MATW | \$5,694 | \$5,867 | | |
| | 48 | 84 | 39 | 326 | 32 | MTV4884-39MATW | | | \$7,012 | \$7,714 |



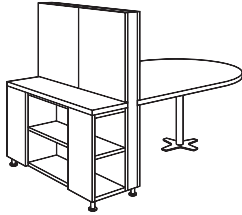
- wedge shape top
- 48" x 84" worksurface
- 39"h worksurface
- side access bookcase base; 12 ¼"w
- front center access panel



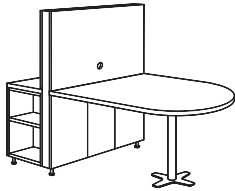
| Description | D | W | H | CTN WT | CU FT | ① Model | Laminate | | Veneer | |
|--------------------|----|----|----|-----------|----------|-----------------------|----------------|----------------|----------------|----------------|
| | | | | | | | TFL Top | HPL Top | Essentials | Artisan |
| Media Table | 48 | 66 | 58 | 363 | 49 | MTT4866-28MACB | \$6,316 | \$6,510 | | |
| | 48 | 66 | 58 | 363 | 49 | MTV4866-28MACB | | | \$8,440 | \$9,286 |



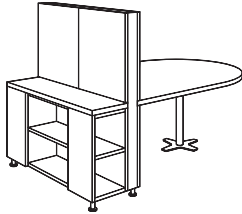
- bullet shape top
- 48" x 48" worksurface
- 28"h worksurface



| | | | | | | | | | | |
|--------------------|----|----|----|-----|----|-----------------------|----------------|----------------|----------------|----------------|
| Media Table | 48 | 72 | 58 | 381 | 52 | MTT4872-28MACB | \$6,386 | \$6,583 | | |
| | 48 | 72 | 58 | 381 | 52 | MTV4872-28MACB | | | \$8,501 | \$9,352 |



- bullet shape top
- 48" x 54" worksurface
- 28"h worksurface



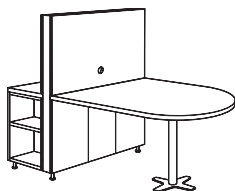
To Order, Specify:

- ① Model Number
- ② Wood Finish [See Wood Finish Options](#)
- ③ Laminate Selection [See Laminate Options](#)
- ④ Optional Wood Feet; add \$81 list [See Wood Feet Finish Options](#)
- ⑤ Optional Power Unit
 - Media Table - Ellora; specify with EC25 and order separately, see page MT93.
- ⑥ Optional Markerboard Back Panel; for 24" unit add \$291 list, for 48" unit add \$566
- ⑦ Deduct TV Bracket; subtract \$186 list
- ⑧ Optional Door Locks; add \$158 list
- ⑨ Optional Coordinating Wood Grain Laminate Table Top - no upcharge. [See Coordinating Laminate Top Options](#)

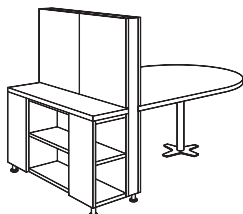
Specifications

- Metal leg standard with 2 3/8" diameter leveling disc.
- 3" diameter metal support post with integrated leveling and X-base with neoprene pads.
- Plywood construction with glue, dowel, and metal fasteners.
- 1 3/8" thick worksurface with radiused corners and a wood rim or PVC edge.
- Grommet in media panel
- TV bracket included. Recommended TV size 42".
- Bookcase with side access and rear access. Each compartment has one adjustable shelf.
- Rear hinged doors for wire access.
- Removable lower panels for wire access.


| Description | D | W | H | CTN WT | CU FT | ① Model | Laminate | | Veneer | |
|--------------------|----|----|----|-----------|----------|-----------------------|----------|---------|------------|---------|
| | | | | | | | TFL Top | HPL Top | Essentials | Artisan |
| Media Table | 48 | 78 | 58 | 399 | 54 | MTT4878-28MACB | \$6,459 | \$6,657 | | |
| | 48 | 78 | 58 | 399 | 54 | MTV4878-28MACB | | | \$8,567 | \$9,423 |



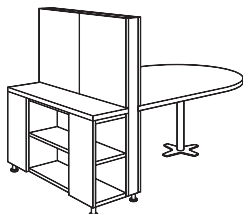
- bullet shape top
- 48" x 60" worksurface
- 28"h worksurface



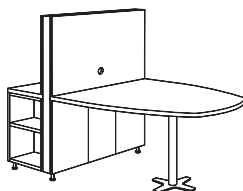
| | | | | | | | | | | |
|--------------------|----|----|----|-----|----|-----------------------|---------|---------|---------|---------|
| Media Table | 48 | 84 | 58 | 417 | 57 | MTT4884-28MACB | \$6,529 | \$6,731 | | |
| | 48 | 84 | 58 | 417 | 57 | MTV4884-28MACB | | | \$8,633 | \$9,492 |



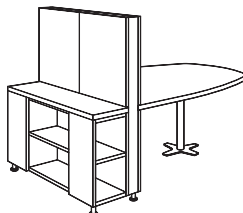
- bullet shape top
- 48" x 66" worksurface
- 28"h worksurface



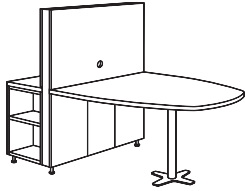
| | | | | | | | | | | |
|--------------------|----|----|----|-----|----|-----------------------|---------|---------|---------|---------|
| Media Table | 48 | 66 | 58 | 358 | 49 | MTT4866-28MACW | \$6,316 | \$6,510 | | |
| | 48 | 66 | 58 | 358 | 49 | MTV4866-28MACW | | | \$8,440 | \$9,286 |



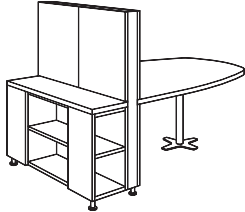
- wedge shape top
- 48" x 48" worksurface
- 28"h worksurface



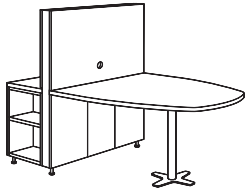
| Description | D | W | H | CTN WT | CU FT | ① Model | Laminate | | Veneer | |
|--------------------|----|----|----|-----------|----------|-----------------------|----------------|----------------|----------------|----------------|
| | | | | | | | TFL Top | HPL Top | Essentials | Artisan |
| Media Table | 48 | 72 | 58 | 374 | 51 | MTT4872-28MACW | \$6,386 | \$6,583 | | |
| | 48 | 72 | 58 | 374 | 51 | MTV4872-28MACW | | | \$8,501 | \$9,352 |



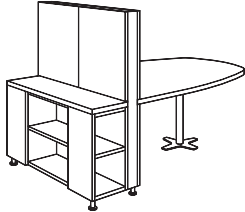
- wedge shape top
- 48" x 54" worksurface
- 28"h worksurface



| | | | | | | | | | | |
|--------------------|----|----|----|-----|----|-----------------------|----------------|----------------|----------------|----------------|
| Media Table | 48 | 78 | 58 | 391 | 53 | MTT4878-28MACW | \$6,459 | \$6,657 | | |
| | 48 | 78 | 58 | 391 | 53 | MTV4878-28MACW | | | \$8,567 | \$9,423 |



- wedge shape top
- 48" x 60" worksurface
- 28"h worksurface



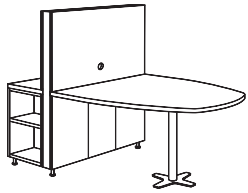
To Order, Specify:

- ① Model Number
- ② Wood Finish [See Wood Finish Options](#)
- ③ Laminate Selection [See Laminate Options](#)
- ④ Optional Wood Feet; add \$81 list [See Wood Feet Finish Options](#)
- ⑤ Optional Power Unit
 - Media Table - Ellora; specify with EC25 and order separately, see page MT93.
- ⑥ Optional Markerboard Back Panel; for 24" unit add \$291 list, for 48" unit add \$566
- ⑦ Deduct TV Bracket; subtract \$186 list
- ⑧ Optional Door Locks; add \$158 list
- ⑨ Optional Coordinating Wood Grain Laminate Table Top - no upcharge. [See Coordinating Laminate Top Options](#)

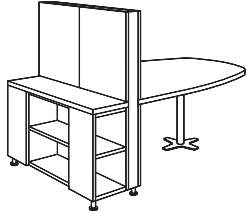
Specifications

- Metal leg standard with 2 3/8" diameter leveling disc.
- 3" diameter metal support post with integrated leveling and X-base with neoprene pads.
- Plywood construction with glue, dowel, and metal fasteners.
- 1 3/8" thick worksurface with radiused corners and a wood rim or PVC edge.
- Grommet in media panel
- TV bracket included. Recommended TV size 42".
- Bookcase with side access and rear access. Each compartment has one adjustable shelf.
- Rear hinged doors for wire access.
- Removable lower panels for wire access.

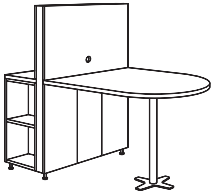
| Description | D | W | H | CTN WT | CU FT | ① Model | Laminate | | Veneer | |
|--------------------|----|----|----|-----------|----------|-----------------------|----------|---------|------------|---------|
| | | | | | | | TFL Top | HPL Top | Essentials | Artisan |
| Media Table | 48 | 84 | 58 | 407 | 56 | MTT4884-28MACW | \$6,529 | \$6,731 | | |
| | 48 | 84 | 58 | 407 | 56 | MTV4884-28MACW | | | \$8,633 | \$9,492 |



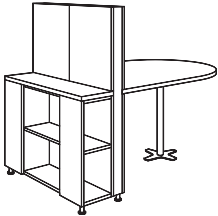
- wedge shape top
- 48" x 66" worksurface
- 28"h worksurface




| | | | | | | | | | | |
|--------------------|----|----|----|-----|----|-----------------------|---------|---------|---------|---------|
| Media Table | 48 | 54 | 68 | 367 | 51 | MTT4854-39MACB | \$6,303 | \$6,496 | | |
| | 48 | 54 | 68 | 367 | 51 | MTV4854-39MACB | | | \$8,501 | \$9,352 |



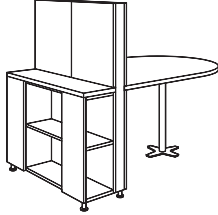
- bullet shape top
- 48" x 36" worksurface
- 39"h worksurface




| Description | D | W | H | CTN WT | CU FT | ① Model | Laminate | | Veneer | |
|--------------------|----|----|----|-----------|----------|-----------------------|----------------|----------------|----------------|----------------|
| | | | | | | | TFL Top | HPL Top | Essentials | Artisan |
| Media Table | 48 | 60 | 68 | 385 | 54 | MTT4860-39MACB | \$6,361 | \$6,558 | | |
| | 48 | 60 | 68 | 385 | 54 | MTV4860-39MACB | | | \$8,553 | \$9,408 |



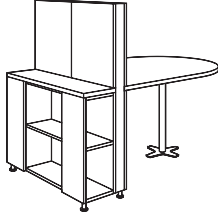
- bullet shape top
- 48" x 42" worksurface
- 39"h worksurface




| | | | | | | | | | | |
|--------------------|----|----|----|-----|----|-----------------------|----------------|----------------|----------------|----------------|
| Media Table | 48 | 66 | 68 | 403 | 56 | MTT4866-39MACB | \$6,508 | \$6,708 | | |
| | 48 | 66 | 68 | 403 | 56 | MTV4866-39MACB | | | \$8,689 | \$9,559 |



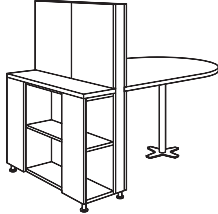
- bullet shape top
- 48" x 48" worksurface
- 39"h worksurface



| | | | | | | | | | | |
|--------------------|----|----|----|-----|----|-----------------------|----------------|----------------|----------------|----------------|
| Media Table | 48 | 72 | 68 | 421 | 59 | MTT4872-39MACB | \$6,573 | \$6,777 | | |
| | 48 | 72 | 68 | 421 | 59 | MTV4872-39MACB | | | \$8,750 | \$9,626 |



- bullet shape top
- 48" x 54" worksurface
- 39"h worksurface



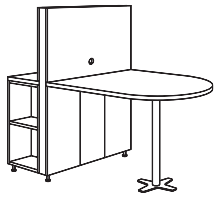
To Order, Specify:

- ① Model Number
- ② Wood Finish [See Wood Finish Options](#)
- ③ Laminate Selection [See Laminate Options](#)
- ④ Optional Wood Feet; add \$81 list [See Wood Feet Finish Options](#)
- ⑤ Optional Power Unit
 - Media Table - Ellora; specify with EC25 and order separately, see page MT93.
- ⑥ Optional Markerboard Back Panel; for 24" unit add \$291 list, for 48" unit add \$566
- ⑦ Deduct TV Bracket; subtract \$186 list
- ⑧ Optional Door Locks; add \$158 list
- ⑨ Optional Coordinating Wood Grain Laminate Table Top - no upcharge. [See Coordinating Laminate Top Options](#)

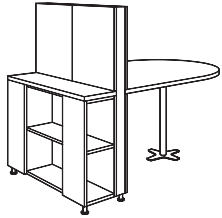
Specifications

- Metal leg standard with 2 3/8" diameter leveling disc.
- 3" diameter metal support post with integrated leveling and X-base with neoprene pads.
- Plywood construction with glue, dowel, and metal fasteners.
- 1 3/8" thick worksurface with radiused corners and a wood rim or PVC edge.
- Grommet in media panel
- TV bracket included. Recommended TV size 42".
- Bookcase with side access and rear access. Each compartment has one adjustable shelf.
- Rear hinged doors for wire access.
- Removable lower panels for wire access.

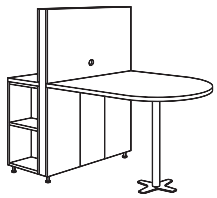
| Description | D | W | H | CTN WT | CU FT | ① Model | Laminate | | Veneer | |
|--------------------|----|----|----|-----------|----------|-----------------------|----------|---------|------------|---------|
| | | | | | | | TFL Top | HPL Top | Essentials | Artisan |
| Media Table | 48 | 78 | 68 | 439 | 61 | MTT4878-39MACB | \$6,648 | \$6,853 | | |
| | 48 | 78 | 68 | 439 | 61 | MTV4878-39MACB | | | \$8,815 | \$9,698 |



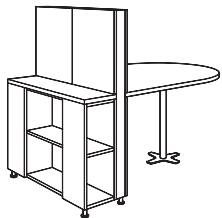
- bullet shape top
- 48" x 60" worksurface
- 39"h worksurface



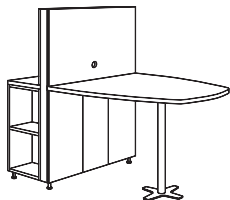
| | | | | | | | | | | |
|--------------------|----|----|----|-----|----|-----------------------|---------|---------|---------|---------|
| Media Table | 48 | 84 | 68 | 457 | 64 | MTT4884-39MACB | \$6,723 | \$6,929 | | |
| | 48 | 84 | 68 | 457 | 64 | MTV4884-39MACB | | | \$8,882 | \$9,769 |



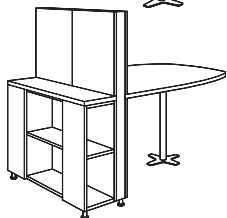
- bullet shape top
- 48" x 66" worksurface
- 39"h worksurface



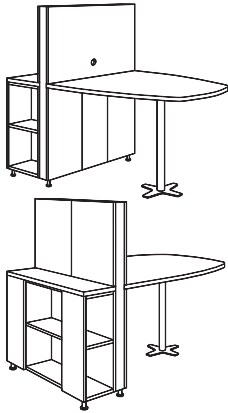
| | | | | | | | | | | |
|--------------------|----|----|----|-----|----|-----------------------|---------|---------|---------|---------|
| Media Table | 48 | 54 | 68 | 365 | 51 | MTT4854-39MACW | \$6,303 | \$6,496 | | |
| | 48 | 54 | 68 | 365 | 51 | MTV4854-39MACW | | | \$8,501 | \$9,352 |



- wedge shape top
- 48" x 36" worksurface
- 39"h worksurface

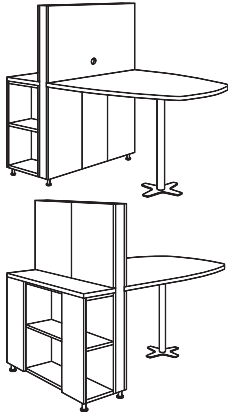


| Description | D | W | H | CTN WT | CU FT | ① Model | Laminate | | Veneer | |
|--------------------|----|----|----|-----------|----------|-----------------------|----------------|----------------|----------------|----------------|
| | | | | | | | TFL Top | HPL Top | Essentials | Artisan |
| Media Table | 48 | 60 | 68 | 381 | 53 | MTT4860-39MACW | \$6,361 | \$6,558 | | |
| | 48 | 60 | 68 | 381 | 53 | MTV4860-39MACW | | | \$8,553 | \$9,408 |



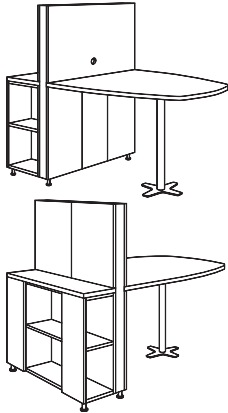
- wedge shape top
- 48" x 42" worksurface
- 39"h worksurface

| | | | | | | | | | | |
|--------------------|----|----|----|-----|----|-----------------------|----------------|----------------|----------------|----------------|
| Media Table | 48 | 66 | 68 | 398 | 56 | MTT4866-39MACW | \$6,508 | \$6,708 | | |
| | 48 | 66 | 68 | 398 | 56 | MTV4866-39MACW | | | \$8,689 | \$9,559 |



- wedge shape top
- 48" x 48" worksurface
- 39"h worksurface

| | | | | | | | | | | |
|--------------------|----|----|----|-----|----|-----------------------|----------------|----------------|----------------|----------------|
| Media Table | 48 | 72 | 68 | 414 | 58 | MTT4872-39MACW | \$6,573 | \$6,777 | | |
| | 48 | 72 | 68 | 414 | 58 | MTV4872-39MACW | | | \$8,750 | \$9,626 |



- wedge shape top
- 48" x 54" worksurface
- 39"h worksurface

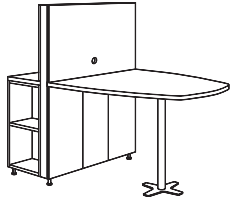
To Order, Specify:

- ① Model Number
- ② Wood Finish [See Wood Finish Options](#)
- ③ Laminate Selection [See Laminate Options](#)
- ④ Optional Wood Feet; add \$81 list [See Wood Feet Finish Options](#)
- ⑤ Optional Power Unit
 - Media Table - Ellora; specify with EC25 and order separately, see page MT93.
- ⑥ Optional Markerboard Back Panel; for 24" unit add \$291 list, for 48" unit add \$566
- ⑦ Deduct TV Bracket; subtract \$186 list
- ⑧ Optional Door Locks; add \$158 list
- ⑨ Optional Coordinating Wood Grain Laminate Table Top - no upcharge. [See Coordinating Laminate Top Options](#)

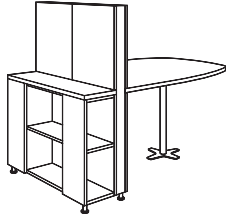
Specifications

- Metal leg standard with 2 3/8" diameter leveling disc.
- 3" diameter metal support post with integrated leveling and X-base with neoprene pads.
- Plywood construction with glue, dowel, and metal fasteners.
- 1 3/8" thick worksurface with radiused corners and a wood rim or PVC edge.
- Grommet in media panel
- TV bracket included. Recommended TV size 42".
- Bookcase with side access and rear access. Each compartment has one adjustable shelf.
- Rear hinged doors for wire access.
- Removable lower panels for wire access.

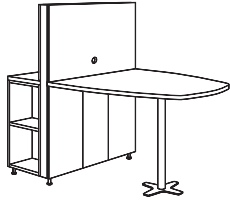
| Description | D | W | H | CTN WT | CU FT | ① Model | Laminate | | Veneer | |
|--------------------|----|----|----|-----------|----------|-----------------------|----------|---------|------------|---------|
| | | | | | | | TFL Top | HPL Top | Essentials | Artisan |
| Media Table | 48 | 78 | 68 | 431 | 60 | MTT4878-39MACW | \$6,648 | \$6,853 | | |
| | 48 | 78 | 68 | 431 | 60 | MTV4878-39MACW | | | \$8,815 | \$9,698 |



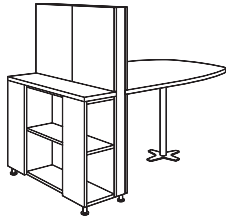
- wedge shape top
- 48" x 60" worksurface
- 39"h worksurface




| | | | | | | | | | | |
|--------------------|----|----|----|-----|----|-----------------------|---------|---------|---------|---------|
| Media Table | 48 | 84 | 68 | 447 | 63 | MTT4884-39MACW | \$6,723 | \$6,929 | | |
| | 48 | 84 | 68 | 447 | 63 | MTV4884-39MACW | | | \$8,882 | \$9,769 |




- wedge shape top
- 48" x 66" worksurface
- 39"h worksurface




| Description | D | W | H | CTN WT | CU FT | ① Model | Laminate | | Veneer | |
|-----------------------------------|----|----|----|-----------|----------|-----------------------|----------|---------|------------|---------|
| | | | | | | | TFL Top | HPL Top | Essentials | Artisan |
| Wall Dependent Media Table | 48 | 54 | 58 | 217 | 20 | MTT4854-28MAWB | \$5,044 | \$5,197 | | |
| | 48 | 54 | 58 | 217 | 20 | MTV4854-28MAWB | | | \$6,247 | \$6,873 |




- bullet shape top
- 48" x 48" worksurface
- 28"h worksurface




| | | | | | | | | | | |
|-----------------------------------|----|----|----|-----|----|-----------------------|---------|---------|---------|---------|
| Wall Dependent Media Table | 48 | 60 | 58 | 235 | 23 | MTT4860-28MAWB | \$5,115 | \$5,273 | | |
| | 48 | 60 | 58 | 235 | 23 | MTV4860-28MAWB | | | \$6,312 | \$6,940 |




- bullet shape top
- 48" x 54" worksurface
- 28"h worksurface



| | | | | | | | | | | |
|-----------------------------------|----|----|----|-----|----|-----------------------|---------|---------|---------|---------|
| Wall Dependent Media Table | 48 | 66 | 58 | 253 | 25 | MTT4866-28MAWB | \$5,187 | \$5,346 | | |
| | 48 | 66 | 58 | 253 | 25 | MTV4866-28MAWB | | | \$6,334 | \$6,970 |



- bullet shape top
- 48" x 60" worksurface
- 28"h worksurface




To Order, Specify:

- ① Model Number
- ② Wood Finish [See Wood Finish Options](#)
- ③ Laminate Selection [See Laminate Options](#)
- ④ Optional Wood Feet; add \$81 list [See Wood Feet Finish Options](#)
- ⑤ Optional Power Unit
 - Media Table - Ellora; specify with EC25 and order separately, see page MT93.
- ⑥ Deduct TV Bracket; subtract \$186 list
- ⑦ Optional Door Locks; add \$158 list
- ⑧ Optional Coordinating Wood Grain Laminate Table Top - no upcharge. [See Coordinating Laminate Top Options](#)


Specifications

- Metal leg standard with 2 3/8" diameter leveling disc.
- 3" diameter metal support post with integrated leveling and X-base with neoprene pads.
- Plywood construction with glue, dowel, and metal fasteners.
- 1 3/16" thick worksurface with radiused corners and a wood rim or PVC edge.
- Grommet in media panel
- TV bracket included. Recommended TV size 42".
- Rear hinged doors for wire access.
- Removable lower panels for wire access.
- Intended for use against a wall. Does not attach to the wall.

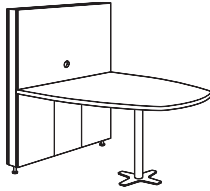
| Description | D | W | H | CTN WT | CU FT | ① Model | Laminate | | Veneer | |
|-----------------------------------|----|----|----|-----------|----------|-----------------------|----------|---------|------------|---------|
| | | | | | | | TFL Top | HPL Top | Essentials | Artisan |
| Wall Dependent Media Table | 48 | 72 | 58 | 271 | 28 | MTT4872-28MAWB | \$5,257 | \$5,422 | | |
| | 48 | 72 | 58 | 271 | 28 | MTV4872-28MAWB | | | \$6,437 | \$7,084 |




- bullet shape top
- 48" x 66" worksurface
- 28"h worksurface



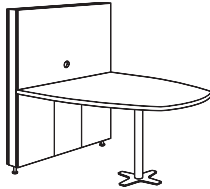
| Description | D | W | H | CTN WT | CU FT | ① Model | Laminate | | Veneer | |
|-----------------------------------|----|----|----|-----------|----------|-----------------------|----------------|----------------|----------------|----------------|
| | | | | | | | TFL Top | HPL Top | Essentials | Artisan |
| Wall Dependent Media Table | 48 | 54 | 58 | 212 | 20 | MTT4854-28MAWW | \$5,044 | \$5,197 | | |
| | 48 | 54 | 58 | 212 | 20 | MTV4854-28MAWW | | | \$6,247 | \$6,873 |




- wedge shape top
- 48" x 48" worksurface
- 28"h worksurface



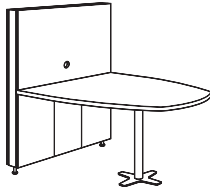
| | | | | | | | | | | |
|-----------------------------------|----|----|----|-----|----|-----------------------|----------------|----------------|----------------|----------------|
| Wall Dependent Media Table | 48 | 60 | 58 | 228 | 22 | MTT4860-28MAWW | \$5,115 | \$5,273 | | |
| | 48 | 60 | 58 | 228 | 22 | MTV4860-28MAWW | | | \$6,312 | \$6,940 |




- wedge shape top
- 48" x 54" worksurface
- 28"h worksurface



| | | | | | | | | | | |
|-----------------------------------|----|----|----|-----|----|-----------------------|----------------|----------------|----------------|----------------|
| Wall Dependent Media Table | 48 | 66 | 58 | 245 | 24 | MTT4866-28MAWW | \$5,187 | \$5,346 | | |
| | 48 | 66 | 58 | 245 | 24 | MTV4866-28MAWW | | | \$6,334 | \$6,970 |



- wedge shape top
- 48" x 60" worksurface
- 28"h worksurface



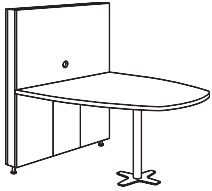
To Order, Specify:

- ① Model Number
- ② Wood Finish [See Wood Finish Options](#)
- ③ Laminate Selection [See Laminate Options](#)
- ④ Optional Wood Feet; add \$81 list [See Wood Feet Finish Options](#)
- ⑤ Optional Power Unit
 - Media Table - Ellora; specify with EC25 and order separately, see page MT93.
- ⑥ Deduct TV Bracket; subtract \$186 list
- ⑦ Optional Door Locks; add \$158 list
- ⑧ Optional Coordinating Wood Grain Laminate Table Top - no upcharge. [See Coordinating Laminate Top Options](#)


Specifications

- Metal leg standard with 2 3/8" diameter leveling disc.
- 3" diameter metal support post with integrated leveling and X-base with neoprene pads.
- Plywood construction with glue, dowel, and metal fasteners.
- 1 3/16" thick worksurface with radiused corners and a wood rim or PVC edge.
- Grommet in media panel
- TV bracket included. Recommended TV size 42".
- Rear hinged doors for wire access.
- Removable lower panels for wire access.
- Intended for use against a wall. Does not attach to the wall.


| Description | D | W | H | CTN WT | CU FT | ① Model | Laminate | | Veneer | |
|-----------------------------------|----|----|----|-----------|----------|-----------------------|----------|---------|------------|---------|
| | | | | | | | TFL Top | HPL Top | Essentials | Artisan |
| Wall Dependent Media Table | 48 | 72 | 58 | 261 | 27 | MTT4872-28MAWW | \$5,257 | \$5,422 | | |
| | 48 | 72 | 58 | 261 | 27 | MTV4872-28MAWW | | | \$6,437 | \$7,084 |




- wedge shape top
- 48" x 66" worksurface
- 28"h worksurface


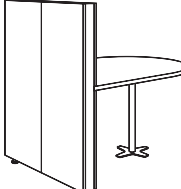




| | | | | | | | | | | |
|-----------------------------------|----|----|----|-----|----|-----------------------|---------|---------|---------|---------|
| Wall Dependent Media Table | 48 | 42 | 68 | 204 | 17 | MTT4842-39MAWB | \$5,039 | \$5,194 | | |
| | 48 | 42 | 68 | 204 | 17 | MTV4842-39MAWB | | | \$6,300 | \$6,932 |


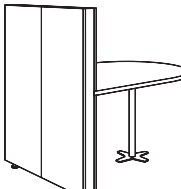


- bullet shape top
- 48" x 36" worksurface
- 39"h worksurface



| Description | D | W | H | CTN WT | CU FT | ① Model | Laminate | | Veneer | |
|--|----|----|----|-----------|----------|-----------------------|----------------|----------------|----------------|----------------|
| | | | | | | | TFL Top | HPL Top | Essentials | Artisan |
| Wall Dependent Media Table | 48 | 48 | 68 | 222 | 20 | MTT4848-39MAWB | \$5,096 | \$5,253 | | |
|  <ul style="list-style-type: none"> bullet shape top 48" x 42" worksurface 39"h worksurface  | 48 | 48 | 68 | 222 | 20 | MTV4848-39MAWB | | | \$6,355 | \$6,986 |

| | | | | | | | | | | |
|---|----|----|----|-----|----|-----------------------|----------------|----------------|----------------|----------------|
| Wall Dependent Media Table | 48 | 54 | 68 | 240 | 22 | MTT4854-39MAWB | \$5,244 | \$5,402 | | |
|  <ul style="list-style-type: none"> bullet shape top 48" x 48" worksurface 39"h worksurface  | 48 | 54 | 68 | 240 | 22 | MTV4854-39MAWB | | | \$6,486 | \$7,138 |

| | | | | | | | | | | |
|--|----|----|----|-----|----|-----------------------|----------------|----------------|----------------|----------------|
| Wall Dependent Media Table | 48 | 60 | 68 | 258 | 25 | MTT4860-39MAWB | \$5,312 | \$5,476 | | |
|  <ul style="list-style-type: none"> bullet shape top 48" x 54" worksurface 39"h worksurface  | 48 | 60 | 68 | 258 | 25 | MTV4860-39MAWB | | | \$6,551 | \$7,207 |


To Order, Specify:

- ① Model Number
- ② Wood Finish [See Wood Finish Options](#)
- ③ Laminate Selection [See Laminate Options](#)
- ④ Optional Wood Feet; add \$81 list [See Wood Feet Finish Options](#)
- ⑤ Optional Power Unit
 - Media Table - Ellora; specify with EC25 and order separately, see page MT93.
- ⑥ Deduct TV Bracket; subtract \$186 list
- ⑦ Optional Door Locks; add \$158 list
- ⑧ Optional Coordinating Wood Grain Laminate Table Top - no upcharge. [See Coordinating Laminate Top Options](#)

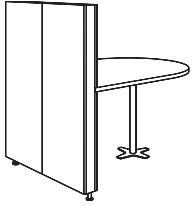
Specifications

- Metal leg standard with 2 3/8" diameter leveling disc.
- 3" diameter metal support post with integrated leveling and X-base with neoprene pads.
- Plywood construction with glue, dowel, and metal fasteners.
- 1 3/16" thick worksurface with radiused corners and a wood rim or PVC edge.
- Grommet in media panel
- TV bracket included. Recommended TV size 42".
- Rear hinged doors for wire access.
- Removable lower panels for wire access.
- Intended for use against a wall. Does not attach to the wall.


| Description | D | W | H | CTN WT | CU FT | ① Model | Laminate | | Veneer | |
|-----------------------------------|----|----|----|-----------|----------|-----------------------|----------|---------|------------|---------|
| | | | | | | | TFL Top | HPL Top | Essentials | Artisan |
| Wall Dependent Media Table | 48 | 66 | 68 | 276 | 27 | MTT4866-39MAWB | \$5,386 | \$5,549 | | |
| | 48 | 66 | 68 | 276 | 27 | MTV4866-39MAWB | | | \$6,614 | \$7,275 |



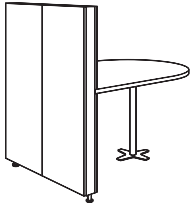
- bullet shape top
- 48" x 60" worksurface
- 39"h worksurface



| | | | | | | | | | | |
|-----------------------------------|----|----|----|-----|----|-----------------------|---------|---------|---------|---------|
| Wall Dependent Media Table | 48 | 72 | 68 | 294 | 30 | MTT4872-39MAWB | \$5,454 | \$5,626 | | |
| | 48 | 72 | 68 | 294 | 30 | MTV4872-39MAWB | | | \$6,676 | \$7,344 |




- bullet shape top
- 48" x 66" worksurface
- 39" worksurface



| | | | | | | | | | | |
|-----------------------------------|----|----|----|-----|----|-----------------------|---------|---------|---------|---------|
| Wall Dependent Media Table | 48 | 42 | 68 | 202 | 17 | MTT4842-39MAWW | \$5,039 | \$5,194 | | |
| | 48 | 42 | 68 | 202 | 17 | MTV4842-39MAWW | | | \$6,300 | \$6,932 |




- wedge shape top
- 48" x 36" worksurface
- 39"h worksurface




| Description | D | W | H | CTN WT | CU FT | ① Model | Laminate | | Veneer | |
|-----------------------------------|----|----|----|-----------|----------|-----------------------|----------------|----------------|----------------|----------------|
| | | | | | | | TFL Top | HPL Top | Essentials | Artisan |
| Wall Dependent Media Table | 48 | 48 | 68 | 218 | 19 | MTT4848-39MAWW | \$5,096 | \$5,253 | | |
| | 48 | 48 | 68 | 218 | 19 | MTV4848-39MAWW | | | \$6,355 | \$6,986 |




- wedge shape top
- 48" x 42" worksurface
- 39"h worksurface



| | | | | | | | | | | |
|-----------------------------------|----|----|----|-----|----|-----------------------|----------------|----------------|----------------|----------------|
| Wall Dependent Media Table | 48 | 54 | 68 | 235 | 22 | MTT4854-39MAWW | \$5,244 | \$5,402 | | |
| | 48 | 54 | 68 | 235 | 22 | MTV4854-39MAWW | | | \$6,486 | \$7,138 |




- wedge shape top
- 48" x 48" worksurface
- 39"h worksurface



| | | | | | | | | | | |
|-----------------------------------|----|----|----|-----|----|-----------------------|----------------|----------------|----------------|----------------|
| Wall Dependent Media Table | 48 | 60 | 68 | 251 | 24 | MTT4860-39MAWW | \$5,312 | \$5,476 | | |
| | 48 | 60 | 68 | 251 | 24 | MTV4860-39MAWW | | | \$6,551 | \$7,207 |



- wedge shape top
- 48" x 54" worksurface
- 39"h worksurface



To Order, Specify:

- ① Model Number
- ② Wood Finish [See Wood Finish Options](#)
- ③ Laminate Selection [See Laminate Options](#)
- ④ Optional Wood Feet; add \$81 list [See Wood Feet Finish Options](#)
- ⑤ Optional Power Unit
 - Media Table - Ellora; specify with EC25 and order separately, see page MT93.
- ⑥ Deduct TV Bracket; subtract \$186 list
- ⑦ Optional Door Locks; add \$158 list
- ⑧ Optional Coordinating Wood Grain Laminate Table Top - no upcharge. [See Coordinating Laminate Top Options](#)


Specifications

- Metal leg standard with 2 3/8" diameter leveling disc.
- 3" diameter metal support post with integrated leveling and X-base with neoprene pads.
- Plywood construction with glue, dowel, and metal fasteners.
- 1 3/16" thick worksurface with radiused corners and a wood rim or PVC edge.
- Grommet in media panel
- TV bracket included. Recommended TV size 42".
- Rear hinged doors for wire access.
- Removable lower panels for wire access.
- Intended for use against a wall. Does not attach to the wall.

| Description | D | W | H | CTN WT | CU FT | ① Model | Laminate | | Veneer | |
|-----------------------------------|----|----|----|-----------|----------|-----------------------|----------------|----------------|----------------|----------------|
| | | | | | | | TFL Top | HPL Top | Essentials | Artisan |
| Wall Dependent Media Table | 48 | 66 | 68 | 268 | 26 | MTT4866-39MAWW | \$5,386 | \$5,549 | | |
| | 48 | 66 | 68 | 268 | 26 | MTV4866-39MAWW | | | \$6,614 | \$7,275 |




- wedge shape top
- 48" x 60" worksurface
- 39"h worksurface



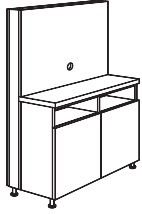
| | | | | | | | | | | |
|-----------------------------------|----|----|----|-----|----|-----------------------|----------------|----------------|----------------|----------------|
| Wall Dependent Media Table | 48 | 72 | 68 | 284 | 29 | MTT4872-39MAWW | \$5,454 | \$5,626 | | |
| | 48 | 72 | 68 | 284 | 29 | MTV4872-39MAWW | | | \$6,676 | \$7,344 |



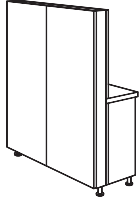
- wedge shape top
- 48" x 66" worksurface
- 39"h worksurface



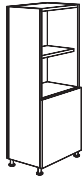
| Description | D | W | H | CTN WT | CU FT | ① Model | Laminate | Essentials Veneer | Artisan Veneer |
|-----------------------|----|----|----|--------|-------|------------|----------|-------------------|----------------|
| Media Credenza | 18 | 48 | 58 | 280 | 35 | MTT1848MCW | \$4,290 | \$4,419 | |
| | 18 | 48 | 58 | 280 | 35 | MTV1848MCW | | \$6,006 | \$6,610 |



- 13" x 48" top surface
- 2 door cabinet



| Description | D | W | H | CTN WT | CU FT | ① Model | Veneer | | |
|-------------------------|----|----|----|--------|-------|---------------|----------|------------|---------|
| | | | | | | | Laminate | Essentials | Artisan |
| Bookcase Storage | 18 | 24 | 58 | 176 | 19 | MTT1824-58SDR | \$1,664 | | |
| | 18 | 24 | 58 | 176 | 19 | MTV1824-58SDR | | \$2,406 | \$2,648 |
| | 18 | 24 | 58 | 176 | 19 | MTT1824-58SDL | \$1,664 | | |
| | 18 | 24 | 58 | 176 | 19 | MTV1824-58SDL | | \$2,406 | \$2,648 |



- door hinge left or right

| | | | | | | | | | |
|-------------------------|----|----|----|-----|----|---------------|---------|---------|---------|
| Bookcase Storage | 18 | 48 | 58 | 227 | 35 | MTT1848-58SDC | \$1,877 | | |
| | 18 | 48 | 58 | 227 | 35 | MTV1848-58SDC | | \$2,631 | \$2,897 |



To Order, Specify:

- ① Model Number
- ② Wood Finish [See Wood Finish Options](#)
- ③ Laminate Selection [See Laminate Options](#)
- ④ Optional Wood Feet; add \$81 list [See Wood Feet Finish Options](#)
- ⑤ Optional Power Unit
 - Media Credenza - Ellora; specify with EC25 and order separately, see page MT93.
- ⑥ Optional Markerboard Back Panel; for 24" unit add \$291 list, for 48" unit add \$566
- ⑦ Deduct TV Bracket; subtract \$186 list
- ⑧ Optional Door Locks; add \$158 lists

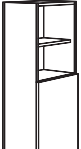
Specifications

Media Credenza

- Metal leg standard with 2 3/8" diameter leveling disc.
- Plywood construction with glue, dowel, and metal fasteners.
- Grommet in media panel
- TV bracket included. Recommended TV size 42".
- Open shelf with hinged door compartment below.
- Rear hinged doors for wire access.

Bookcase Storage


- Metal leg standard with 2 3/8" diameter leveling disc.
- Plywood construction with glue, dowel, and metal fasteners.
- Open shelf with hinged door compartment below.
- Adjustable shelves.

| Description | D | W | H | CTN WT | CU FT | ① Model | Laminate | Veneer | |
|--|----|----|----|-----------|----------|---------------|----------|------------|---------|
| | | | | | | | | Essentials | Artisan |
|  | 18 | 24 | 68 | 199 | 22 | MTT1824-68SDR | \$1,737 | | |
| | 18 | 24 | 68 | 199 | 22 | MTV1824-68SDR | | \$2,498 | \$2,746 |
| | 18 | 24 | 68 | 199 | 22 | MTT1824-68SDL | \$1,737 | | |
| | 18 | 24 | 68 | 199 | 22 | MTV1824-68SDL | | \$2,498 | \$2,746 |

· door hinge left or right

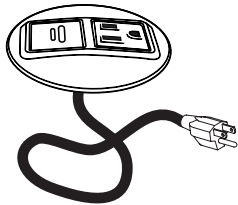
| | | | | | | | | | |
|--|----|----|----|-----|----|---------------|---------|---------|---------|
|  | 18 | 48 | 68 | 268 | 41 | MTT1848-68SDC | \$2,078 | | |
| | 18 | 48 | 68 | 268 | 41 | MTV1848-68SDC | | \$2,887 | \$3,178 |

| Description | D | W | H | CTN WT | CU FT | ① Model | List Price |
|-------------------------|-------|-------|---|-----------|----------|-------------|--------------|
| Moire Power Unit | 3 3/8 | 3 3/8 | 2 | 5 | 1 | EC23 | \$532 |



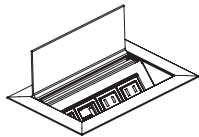
- used in Conical Work Tables
- three power 110 outlets
- one 20-watt USB-C+A
- 72" 3-prong - 15amp plug power feed
- 15amp/110 volt
- specify Black (BK) or White (WH)

| | | | | | | | |
|------------------------|-------|-------|-----|---|---|-------------|--------------|
| Node Power Unit | 3 3/8 | 3 3/8 | 3/8 | 5 | 1 | EC24 | \$425 |
|------------------------|-------|-------|-----|---|---|-------------|--------------|



- used in Linking Drum Tables
- one power
- one 20-watt USB-C+A, 72" cord
- color: black or white

| | | | | | | | |
|--------------------------|-------|-------|-------|---|---|-------------|--------------|
| Ellora Power Unit | 5 1/2 | 8 1/2 | 3 1/2 | 5 | 1 | EC25 | \$814 |
|--------------------------|-------|-------|-------|---|---|-------------|--------------|



- used in Media Table or Media Credenza
- two power, one 20-watt USB-C+A & one opening for voice/data port, 72" power cord
- adapter kit provided to accept jacks for most port manufactures
- accepts one Type 3 telecom jack
- wire pass-through
- anodized aluminum