



discover  JSI HEALTH





# CULTURE. CONNECTION. CRAFT.


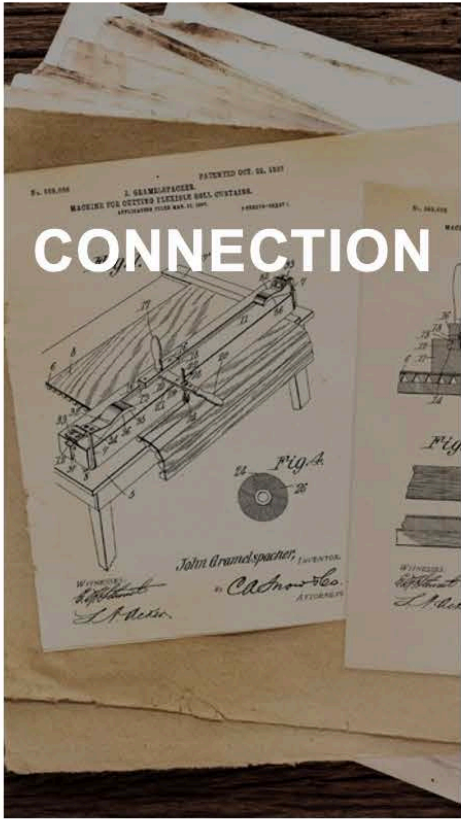
---

**At JSI, we believe in the power of inspiration.**

How it has the potential to ignite your passion and purpose. It's why we design exceptional furniture for work and life. Our purpose is to make an impact on the places where you spend your days—because we know there's no limit to what you can achieve when you're inspired to love what you do.

*love what you do*







# PASSION & PURPOSE.

---

At JSI, we understand the transformative power of a healing space. It's where passion and purpose can flourish, even in challenging times. That's why we make exceptional furniture for caregiving, recovery and rejuvenation.

**Our mission is to enhance spaces where health and healing occur, to offer comfort and support where it matters most**—because we believe in the extraordinary potential of an environment that inspires you to love where you thrive, love where you care and ultimately, love where you heal.





# DESIGN THAT SITS WELL WITH EVERYONE.

---

We focus on the **human-centered design approach** – prioritizing people and details that support:

- Comfort where it's needed most
- Approachable, intuitive features
- Furniture with a purpose – both beauty and function







*introducing*  JSI HEALTH



## CUSTOMIZED SERVICE EXPERIENCE

---

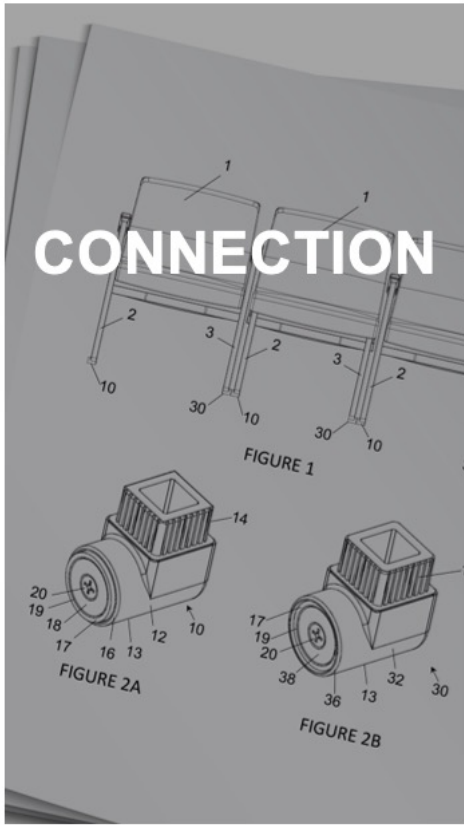
### BIG COMPANY WITH A CUSTOMIZED EXPERIENCE

We're large enough to service your large orders – small enough to accommodate YOUR needs

With JSI Health, you have a trusted partner in your project needs, cutting out the red tape, and providing you with the personalized support you've come to know from JSI.









NEW PRODUCTS







**SATISSE** metal seating

[product video](#)



**FORGE** modular casework



**SOMNA** sleep sofa

[product video](#)



**KINDERA** performance recliner

[product video](#)



# SATISSE



multi-purpose metal seating + table family



## SATISSE

---

### COMFORT WHERE IT'S NEEDED MOST.

With its diverse offering, guests are encouraged to relax and find support in the moment. Thoughtful design allows seamless reconfiguration, catering to changing priorities, floor plans, and cleaning regimens.





## KINDERA

---

### A MAGLINX™ ATTRACTION

MagLinx™ connectors make installation simple and rearranging spaces a breeze. These patent-pending glide connectors create an incredibly strong magnetic bond without requiring hardware or additional tools, resulting in furnishings with endless flexibility.





# KINDERA



performance recliner



## KINDERA

---

### CARE STARTS WITH CONNECTION.

Kindera embodies our drive to promote seamless, engaged care. Patients can feel at ease during their treatment and recovery, while providers can flow through their work naturally.





## KINDERA

---

### HUMAN AT THE HEART

Kindera's human-centered design provides comfort where it's needed most. Adjustment controls are intuitively located for easy access by providers so they can remain focused on the patient while giving care.





## KINDERA

---

### CARE COMES NATURALLY

The Trans4rm™ system allows either arm of the recliner to retract into the frame, creating a smooth platform for safe patient transfers.





SOMNA



sleep sofa



## SOMNA

---



### SCALABLE TO FIT

Somna provides flexibility to interior designers and facilities when space is at a premium. Maintaining adaptability as a primary feature, Somna can be specified down to the inch, so it can fit perfectly into any alcove.





# SOMNA

---

## ELEVATED DESIGN

The elevated design of Somna makes it appear visually lighter while also being physically easier for staff to reposition and access below for cleaning.





# FORGE

modular casework





# FORGE

---

## ELEVATING SPACES

Forge is your go-to modular casework solution that creates connection points between caregivers, patients, and ultimately, designers — to craft calming, restorative, efficient and beautiful spaces.





# FORGE

---

## GRACEFUL UTILITY

With features like soft-close doors and drawers, integrated waste solutions, and elevated wall-mount cabinets, you ensure that design choices are not sacrificed in creating elegant, purposeful spaces.





# SPACES + APPLICATIONS





# *spaces* + APPLICATIONS




**1**

**PATIENT  
SPACES**



**2**

**COMMUNITY  
SPACES**



**3**

**CAREGIVER  
SPACES**



**4**

**ADMINISTRATIVE  
SPACES**



PATIENT  
SPACES

---

APPLICATIONS

- Patient room
- Exam room
- Treatment area





## COMMUNITY SPACES

---

### APPLICATIONS

Lobby + waiting  
Café + dining  
Family respite  
Chapel + meditation





## CAREGIVER SPACES

---

### APPLICATIONS

Nurses' station  
Physician's office  
Wellness + respite  
Nourishment  
Staff lounge  
Consultation





# ADMINISTRATIVE SPACES

---

## APPLICATIONS

Workspace  
Nourishment + respite  
Conference  
Learning



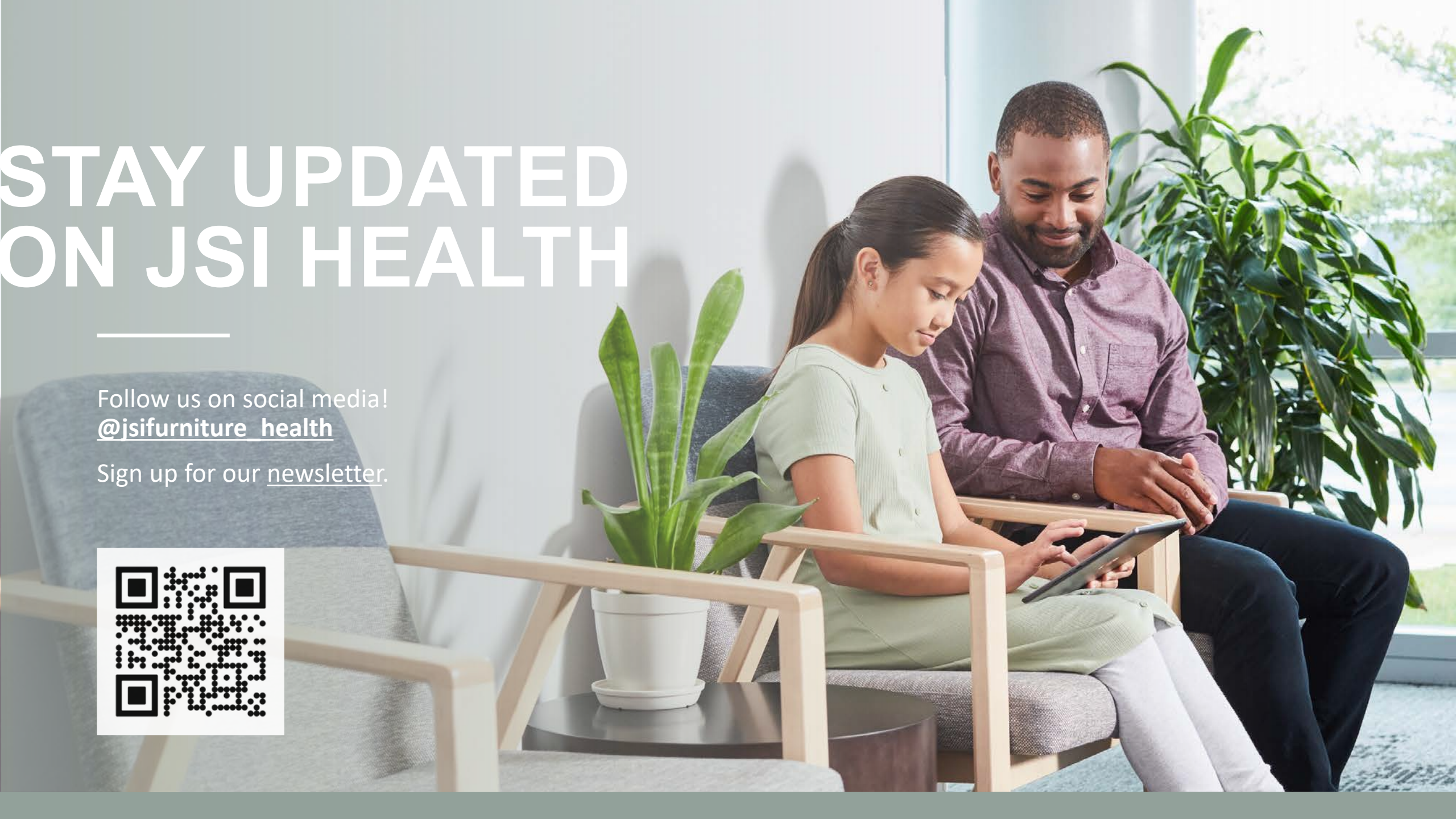


# STAY UPDATED ON JSI HEALTH

---

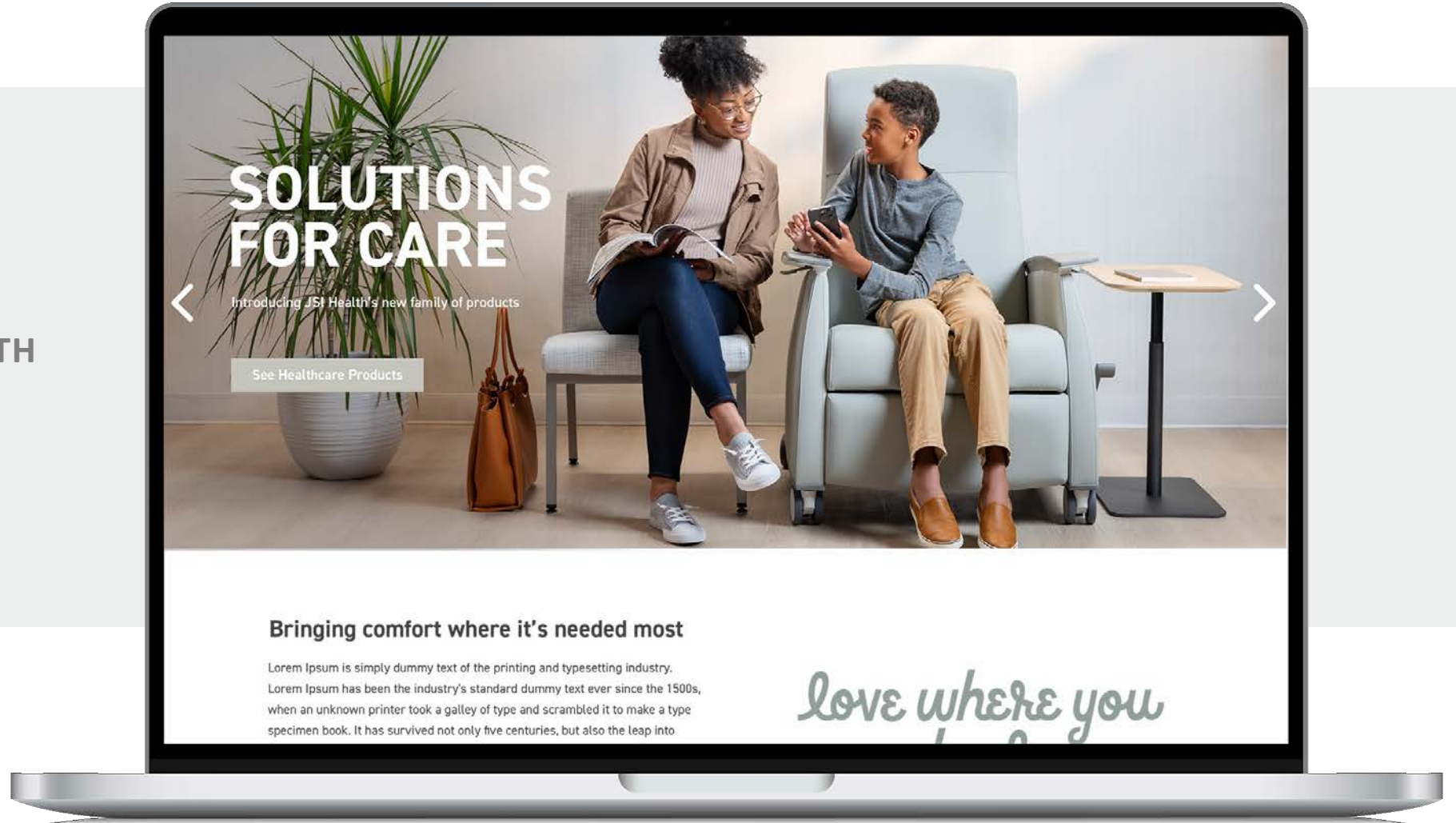
Follow us on social media!  
[@jsifurniture\\_health](#)

Sign up for our [newsletter](#).





Find more resources at  
[JSIFURNITURE.COM/HEALTH](https://jsifurniture.com/health)







LOVE WHERE YOU THRIVE. LOVE WHERE YOU CARE.

*love where you heal*