

CENTRE POINT
—
RESIDENCES WC1





Welcome to the revival of an icon: an architectural classic that embodies the spirit of swinging London and stands as a focal point at the creative and cultural heart of this ever-changing city.

When Centre Point arrived in London in 1966, its bold geometric design and delicate honeycomb façade captured the confidence, optimism and creative flair of the decade.

In a city famous for reinvention, the building is now set for a new life as an exclusive residence in an exceptional location. Set serenely above the bustle of the West End, these 82 apartments are contemporary classics, crafted by renowned British designers Conran & Partners.

Heritage

—

Reinvention

—

West End



For centuries people have been drawn to London — looking not only to make a better living but to live a better life. Think cafes, restaurants, shops, theatres, cinemas, galleries and museums. Think Soho, Fitzrovia, Covent Garden and Bloomsbury — cultural hotspots within a five-minute walk of Centre Point. And now think St Giles Square, right on the doorstep of Centre Point Residences.

Soon to be home to ‘The Outernet’ — the world’s first multimedia entertainment and retail amphitheatre — this new public space sits at the hub of the coming Crossrail service, putting it within just half an hour’s journey of Heathrow.

A place, then, to attract and welcome future generations drawn to London — the world’s destination of choice.

Hub

—

Destination

—

Cultural



Computer Generated Image

The heart of Fitzrovia, Soho, Bloomsbury and Covent Garden



North-west is Fitzrovia with its community feel and eclectic mix of independent shops, cafes and restaurants.



*To the south-west is Soho, with shops, venues,
cafes and businesses catering for every taste.*



AESOP



NOBLE ROT



JUDD BOOKS

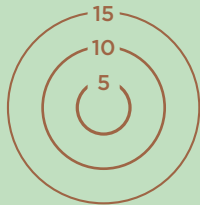


CLOUD 9 CYCLES

*The leafy streets and squares of Bloomsbury
lie to the north-east – cultured, refined, bespoke.*

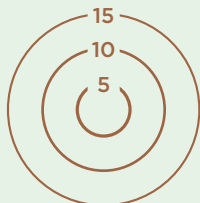


*South-east are the theatres, markets, bookshops
and public spaces of Covent Garden.*



WALKING
TIME (MINS)*





WALKING
TIME (MINS)*

MARYLEBONE

FITZROVIA

BLOOMSBURY

BT TOWER



BRITISH MUSEUM

DOMINION THEATRE



ST GILES-IN-THE-FIELDS



SELFRIDGES



LIBERTY

MAYFAIR

SOHO

COVENT GARDEN

ROYAL OPERA HOUSE



SOMERSET HOUSE



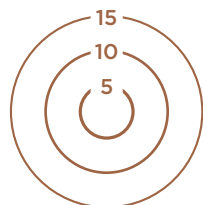
NATIONAL GALLERY



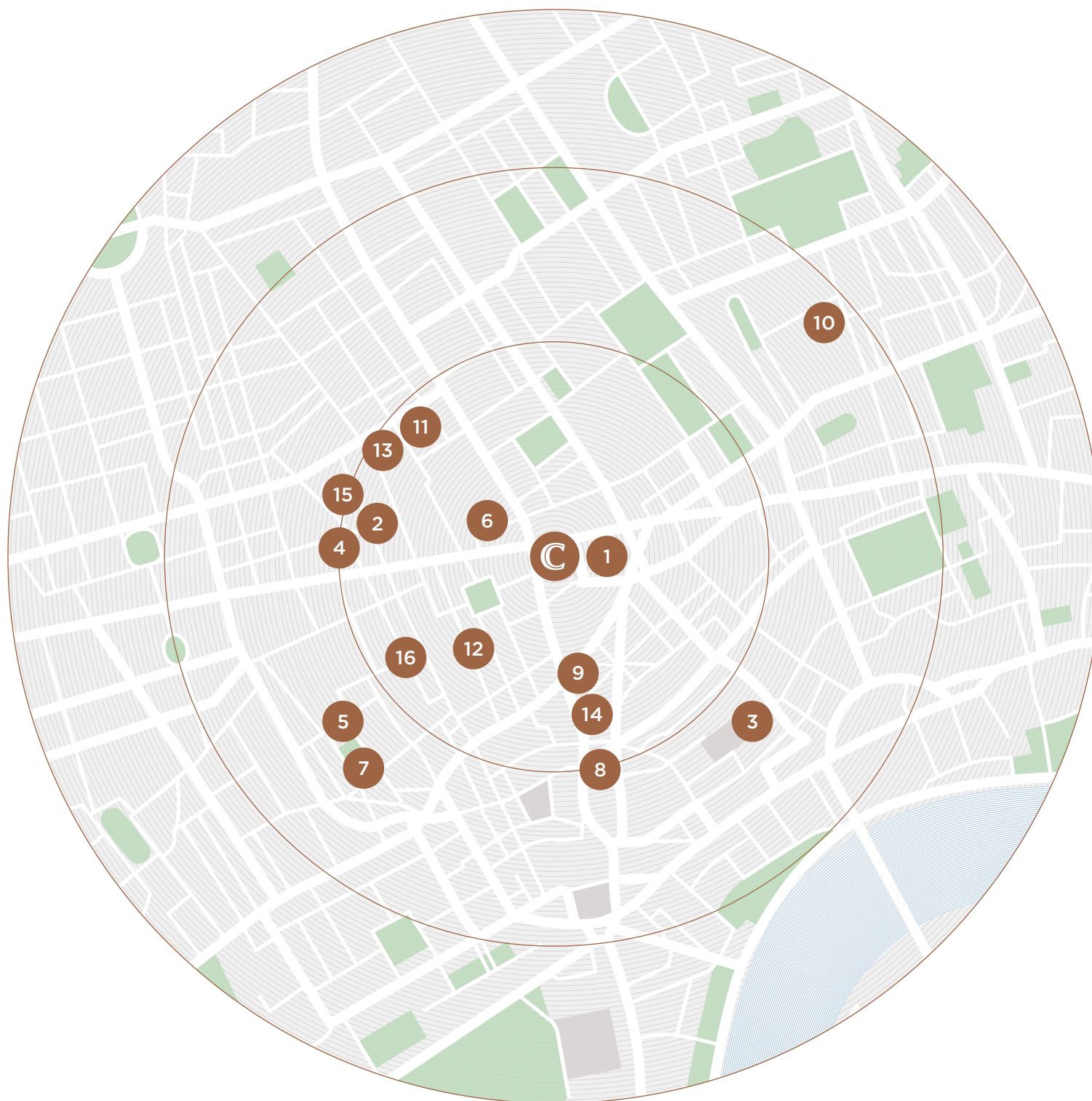
LONDON EYE

*Source: walkit.com
Based on a fast walking pace



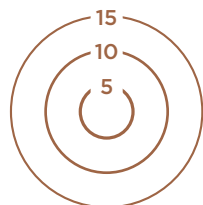


WALKING
TIME (MINS)*

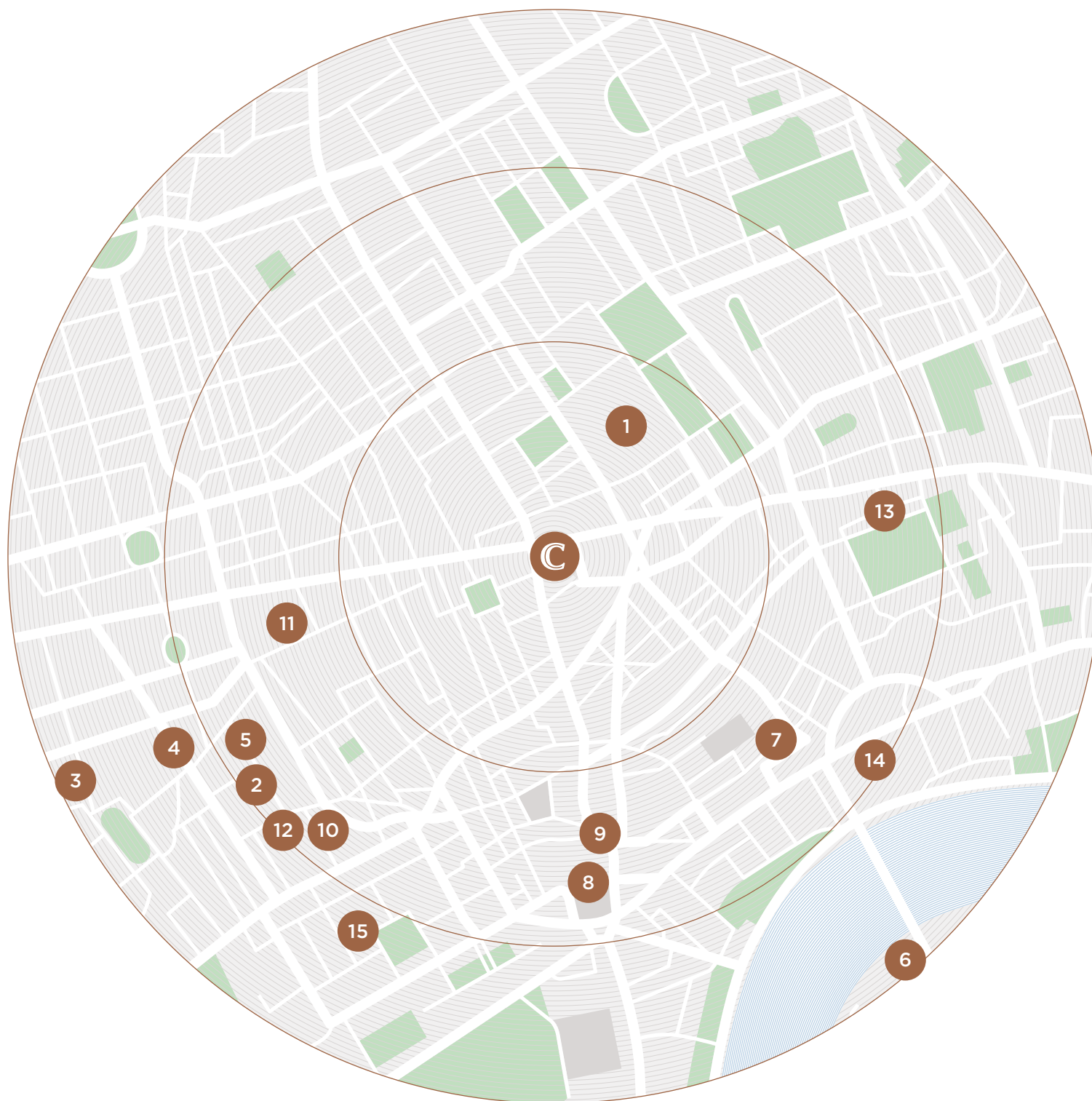


Restaurants

- 1 Arcade Food Theatre
- 2 Arros QD
- 3 Balthazar
- 4 Berners Tavern
- 5 Bob Bob Ricard
- 6 Hakkasan
- 7 Hix
- 8 J. Sheekey
- 9 L'Atelier De Joel Robuchon
- 10 Noble Rot
- 11 Pied à Terre
- 12 Quo Vadis
- 13 Roka
- 14 The Ivy
- 15 Long Bar
- 16 Yauatcha

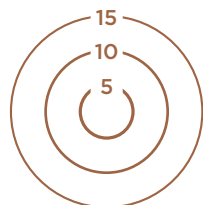


WALKING
TIME (MINS)*

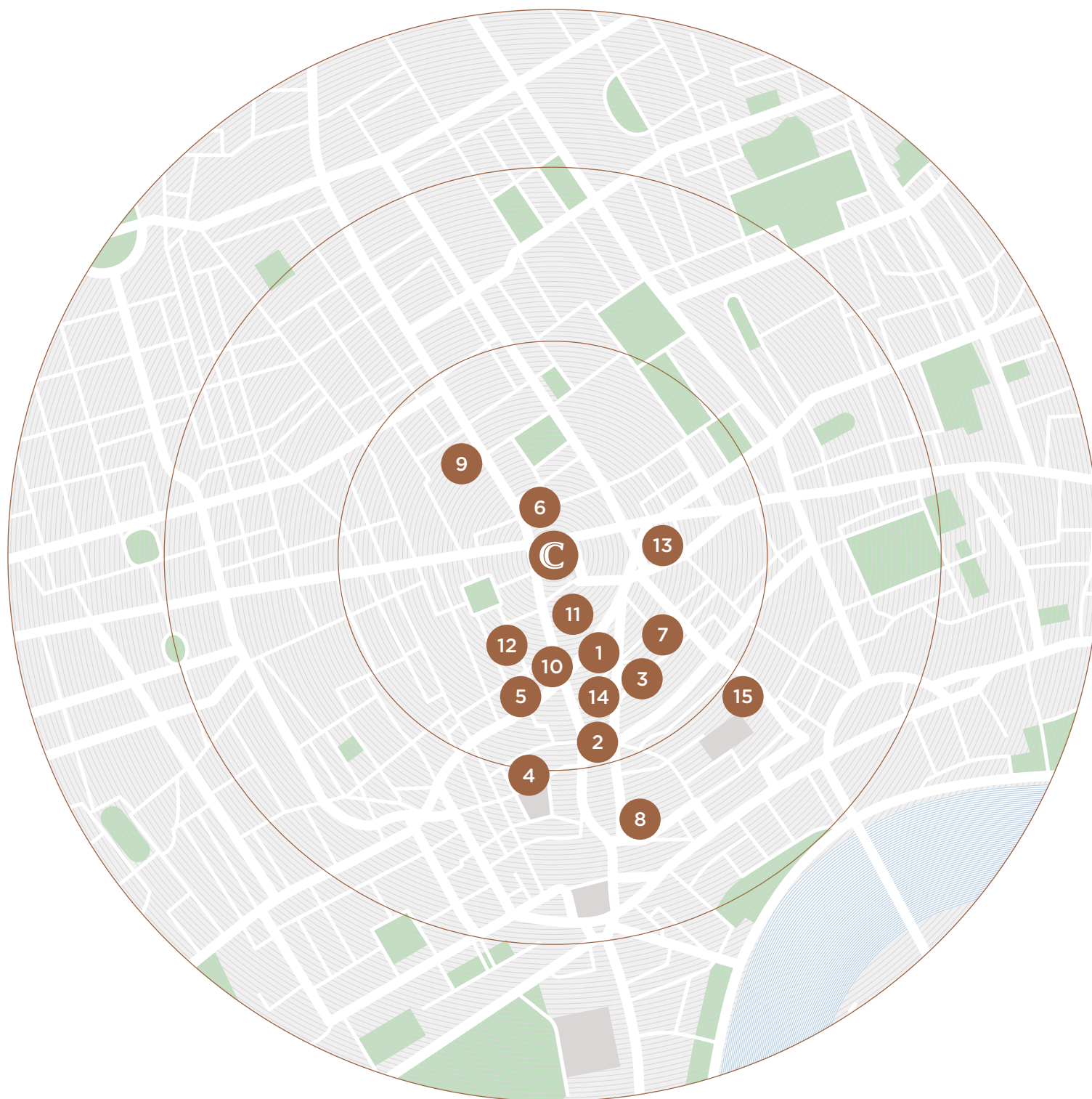


Museums & galleries

- 1 British Museum
- 2 Cork Street Galleries
- 3 Gagosian
- 4 Halcyon Gallery
- 5 Hauser & Wirth
- 6 Hayward Gallery
- 7 London Transport Museum
- 8 National Gallery
- 9 National Portrait Gallery
- 10 Pace Gallery
- 11 Photographers' Gallery
- 12 Royal Academy of Arts
- 13 Sir John Soane's Museum
- 14 Somerset House
- 15 White Cube

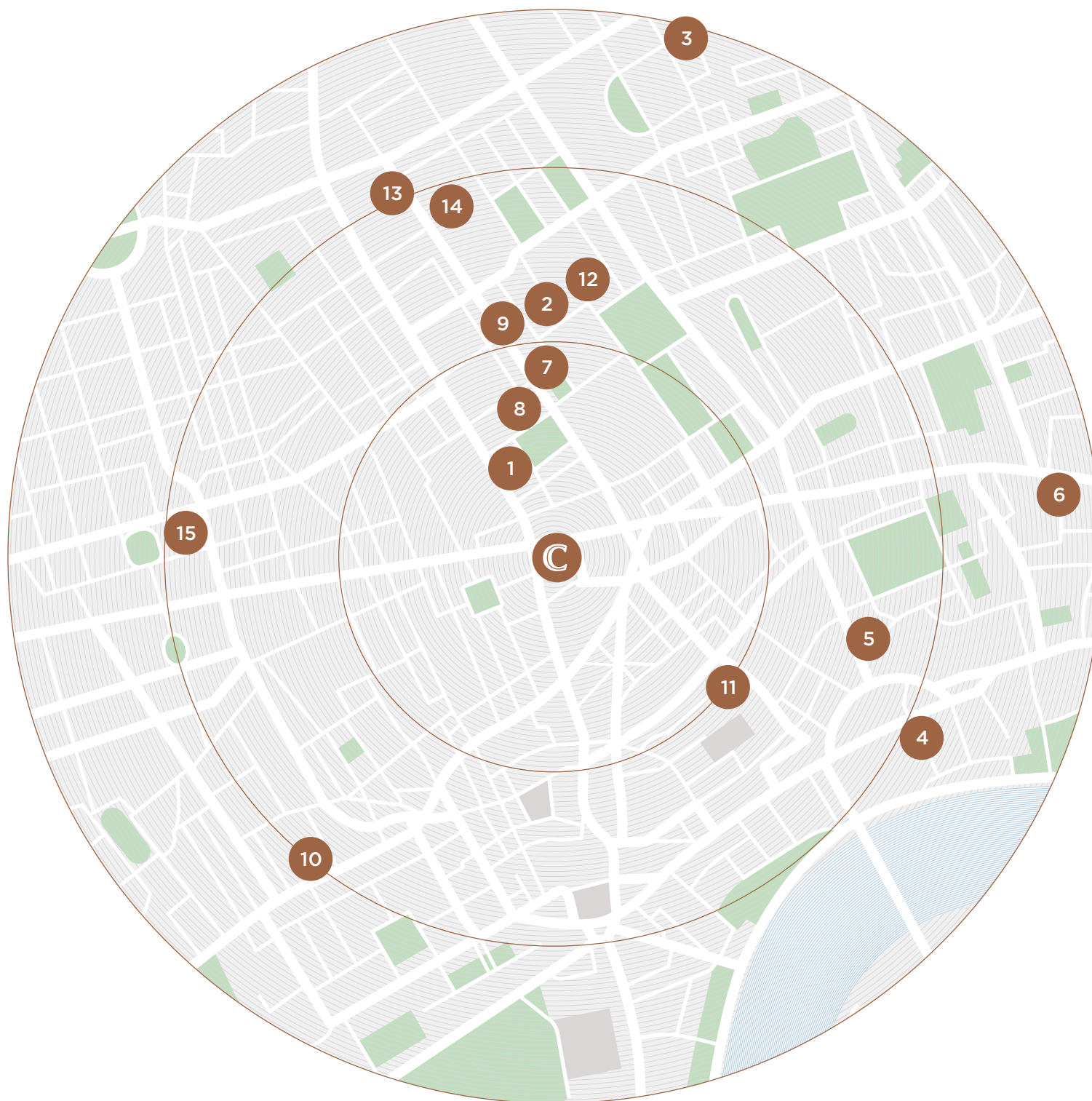


WALKING
TIME (MINS)*



Theatres & cinemas


- 1 Ambassadors Theatre
- 2 Arts Theatre
- 3 Cambridge Theatre
- 4 Cineworld Cinema
- 5 Curzon
- 6 Dominion Theatre
- 7 Donmar Warehouse
- 8 English National Opera
- 9 Odeon
- 10 Palace Theatre
- 11 Phoenix Theatre
- 12 Prince Edward Theatre
- 13 Shaftesbury Theatre
- 14 St Martin's Theatre
- 15 The Royal Opera House



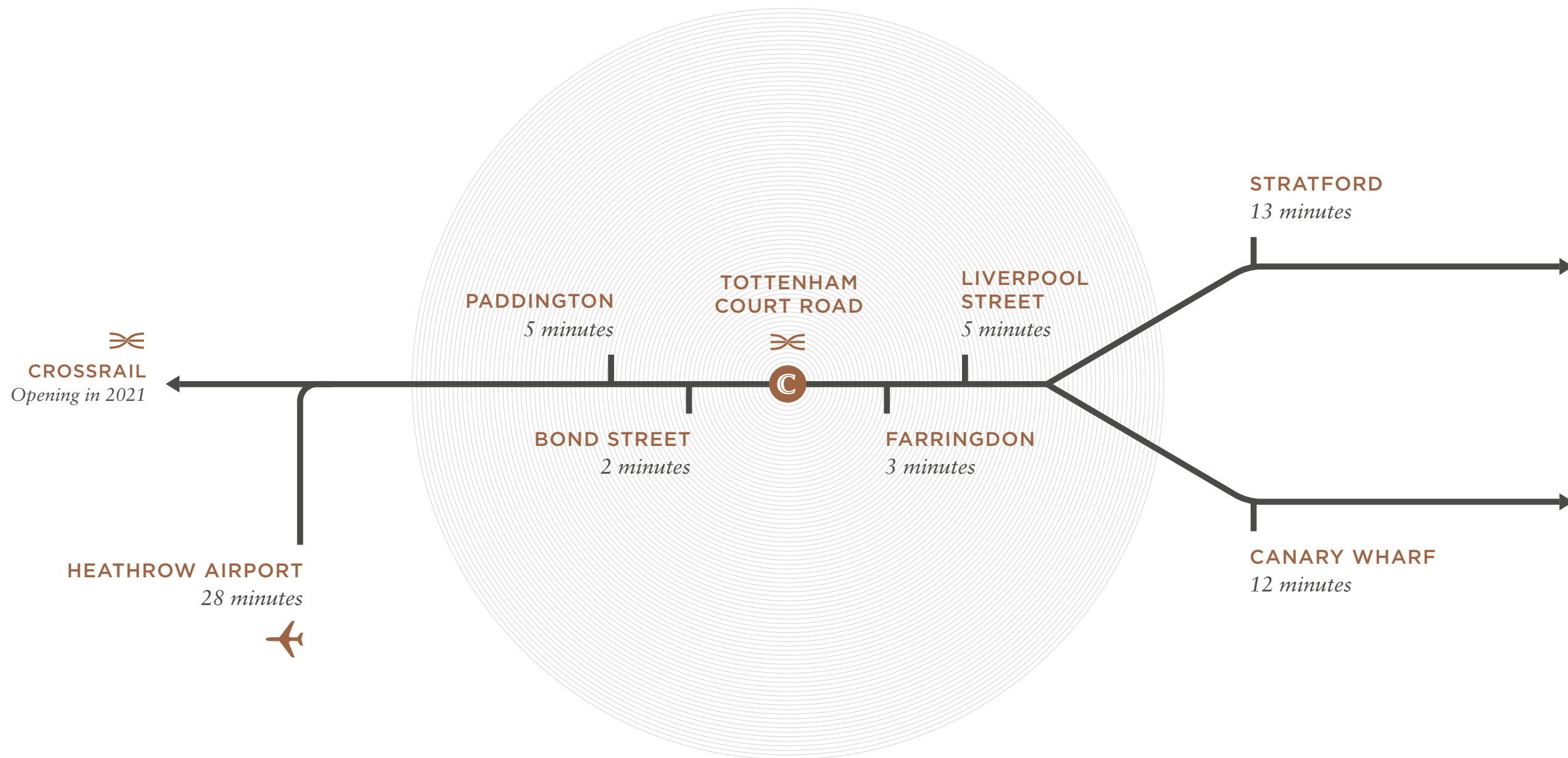
Educational establishments

- 1 Architectural Association
- 2 Birkbeck University
- 3 Central Saint Martins (UAL)
- 4 King's College London
- 5 London School of Economics and Political Science
- 6 London School of Business and Finance
- 7 London School of Hygiene and Tropical Medicine
- 8 New College of the Humanities
- 9 Royal Academy of Dramatic Art
- 10 Royal Academy Schools
- 11 Royal Ballet School
- 12 SOAS University Of London
- 13 University College London Hospital
- 14 University College London
- 15 University of Westminster





The all-new Tottenham Court Road tube station – hub of the coming Crossrail service – right on the doorstep of Centre Point.





The reinvention of Centre Point is the crowning glory of a wider regeneration that looks set to make Tottenham Court Road the West End's most exciting place to live, work and visit. Right on the doorstep of Centre Point Residences is the new St Giles Square – soon to be one of the places to see and be seen in the city. Eat al fresco or sip a cocktail overlooking the square, or join the in-crowd flocking to the soon-to-be-opened 'Outernet', the world's first multimedia entertainment and retail amphitheatre.


Renewed

—

Vibrant

—

Exciting



Arcade Food Theatre – features seven independent kitchens, a coffee and bakery counter, three bars, an outdoor terrace and ‘The Loft’, an incubation-focused mezzanine space.



The Outernet, a spectacular retail and entertainment venue designed to complement the bold identity of Centre Point.



“Buildings sometimes have a secret destiny when they are designed, which is not achieved in the first instance. I think that Centre Point’s destiny has now been fulfilled.”

—

Paul Finch OBE, Architects’ Journal



Centre Point has always caught the eye and the imagination. Even when it was still under construction, Londoners marvelled at the pioneering building process that allowed it to be put together so quickly.

Once finished, its bold geometric design, delicate honeycomb façade and towering presence made the building an instantly recognisable landmark – with Londoners and tourists alike using it to get their bearings. And then, of course, there are the letters of the Centre Point sign itself, beaming the building's name across the city skyline.

Time has made it an icon – a national treasure – a status confirmed officially when it was listed for protection by English Heritage in 1995. It is a building like no other.

Pioneering

—


Iconic

—

Protected



The distinctive patterns and geometry of Centre Point's architecture have made it a Grade II listed building.





“An elegance worthy of a Wren steeple.”

—

Royal Fine Art Commission



*The spectacular double-height reception
with its original staircases and commissioned
artworks offer a dramatic welcome.*



*The spa and the gently curving 30-metre pool offer
a soothing contrast to the bustle of the city.*



Residents and their guests can enjoy exclusive access to a luxuriously-appointed private meeting/dining room, lounge and screening room.



Residents and their guests can enjoy exclusive access to a luxuriously-appointed private meeting/dining room, lounge and screening room.



At any time of the day or night, residents at Centre Point can call on the services of a thirty-strong team of concierge staff. They are on hand to greet residents and visitors, make taxi and restaurant reservations, handle post and deliveries, look after keys, or supervise any work arranged for an apartment.

It is a team assembled in the cosmopolitan image of Centre Point itself – a carefully curated blend of talent and experience drawn from some of the finest residential establishments and hotels around the world. Whatever service is needed, it is certain to be delivered with discretion, assurance and a smile.

Assured

—

Professional

—

Considerate



*Our world-class team, led by David Hallsworth (left),
is ready to meet the needs of residents 24 hours a day.*



“In Centre Point itself it is possible to derive pleasure from the exotic forms and patterns redolent of Niemeyer, Breuer and Le Corbusier.”

Architects' Journal



Following its reinvention, Centre Point is as distinctive inside as it is outside. Every detail is inspired by the building's graphic, three-dimensional façade; the use of pattern and contrast in the original mezzanine level; and elements of the surviving ironmongery, joinery and tiling.

Drawing on the best of British craftsmanship and design, each apartment features a similar palette of terrazzo and stone in contrasting patterns, alongside warm and tactile timber that shifts from dark to light as you journey from the hallway into the main living space. The result is a sense of life and luxury matched only by the spectacular views offered over London by day and by night.

Distinctive

—

Luxurious

—

Bespoke



Two bedroom — hallway through to living area



Two bedroom — living and dining area



Two bedroom — kitchen and dining area



Two bedroom — living and study area



Two bedroom — master bedroom



Two bedroom — bathrooms



Three bedroom — entrance



Three bedroom — living and dining area



Three bedroom — kitchen and dining area



Three bedroom — master bedroom



Three bedroom — master bathroom



Three bedroom — second bedroom



Three bedroom — third bedroom




*Generous glazing bathes the apartments
in light from dawn through to dusk*




Three bedroom — living and dining area




*Bespoke ironmongery designed by Conran & Partners
in collaboration with Samuel Heath*



Core palette



Core palette




Three bedroom palette



“The best views in town.”

—

Claire Pilton, Vogue



ne of London's original skyscrapers, Centre Point stands 117-metres tall – its 34-storey vantage point making it possible on a clear day to see as far as the English Channel, some 50 miles to the south.

But what makes Centre Point unique is the choice of panoramic views it offers of the capital – views protected by law from any future obstruction. By day and night, thanks to the generous glazing in each apartment, the landmarks of one of the world's great cities array themselves with a beauty that never fades. No other building comes close.

Spectacular



Unparalleled



Unobstructed



6am, looking east



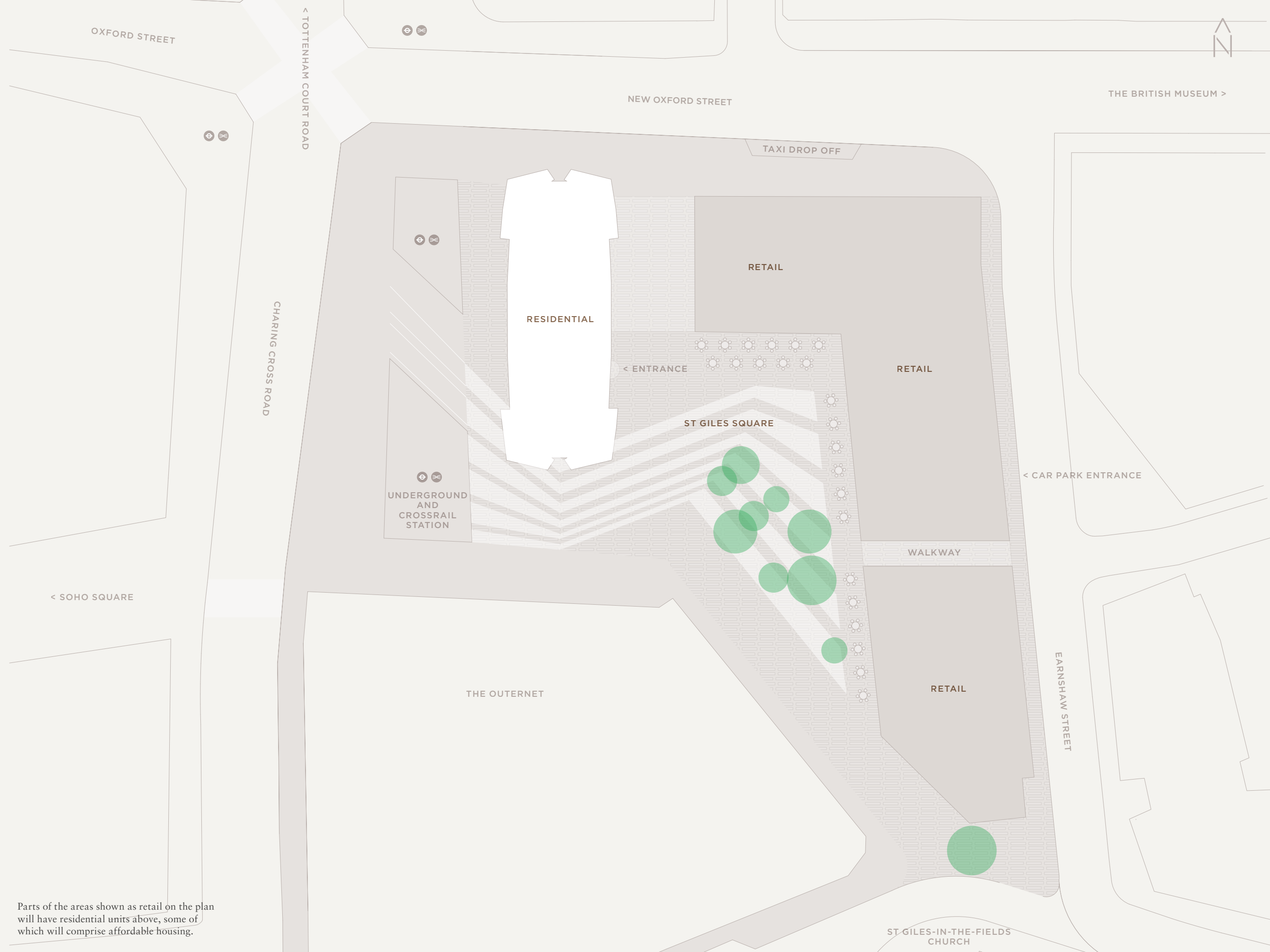
8pm, looking south-west



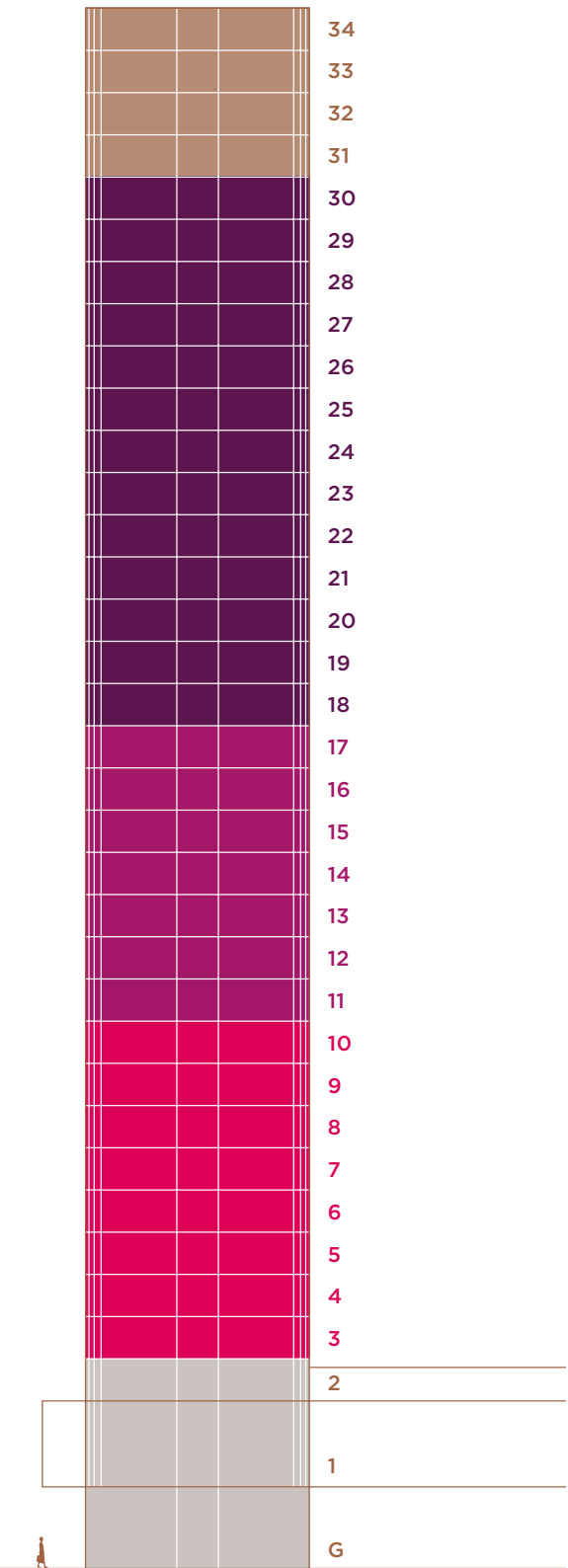
8pm, looking east



8pm, looking north-west



Parts of the areas shown as retail on the plan will have residential units above, some of which will comprise affordable housing.



Floor areas are approximate

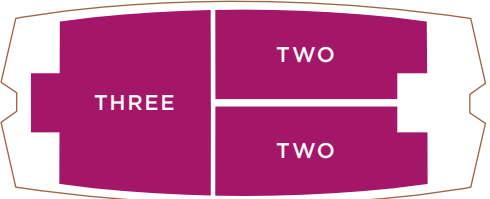
PENTHOUSE 1 (DUPLEX) 671 sq m | 7223 sq ft

PENTHOUSE 2 400 sq m | 4310 sq ft

PENTHOUSE 3 400 sq m | 4310 sq ft

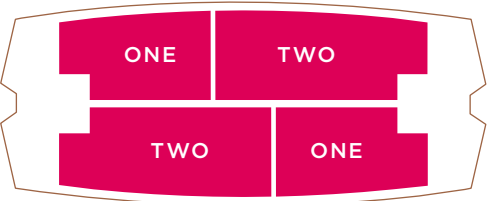


VANTAGE COLLECTION
198 sq m | 2133 sq ft



THREE BEDROOMS
153 sq m | 1647 sq ft

TWO BEDROOMS
119 sq m | 1278 sq ft
113 sq m | 1213 sq ft



TWO BEDROOMS
118 sq m | 1274 sq ft

ONE BEDROOM
69 sq m | 744 sq ft

CLUB

SPA

RECEPTION



THE SPECIFICATION

THE BUILDING

Grade II listed
82 private apartments (16 x one bedroom,
30 x two bedroom, 7 x three bedroom,
26 x Vantage Collection and 3 x penthouses)

RECEPTION

Original staircases and exposed angular pillars and terrazzo
patterned flooring
Commissioned art
Sitting area to welcome guests 24-hour concierge
Six passenger lift cars serving the apartments
Post rooms

SECURITY

24-hour on-site security team
Monitored CCTV
Fob access control to the building
Intruder alarm in each apartment

SPA & WELLNESS

30-metre swimming pool
Steam room and sauna
Gym & studio
Changing facilities
Treatment rooms

CLUB LOUNGE

Business and meeting facilities
Lounge area & event space
Screening room

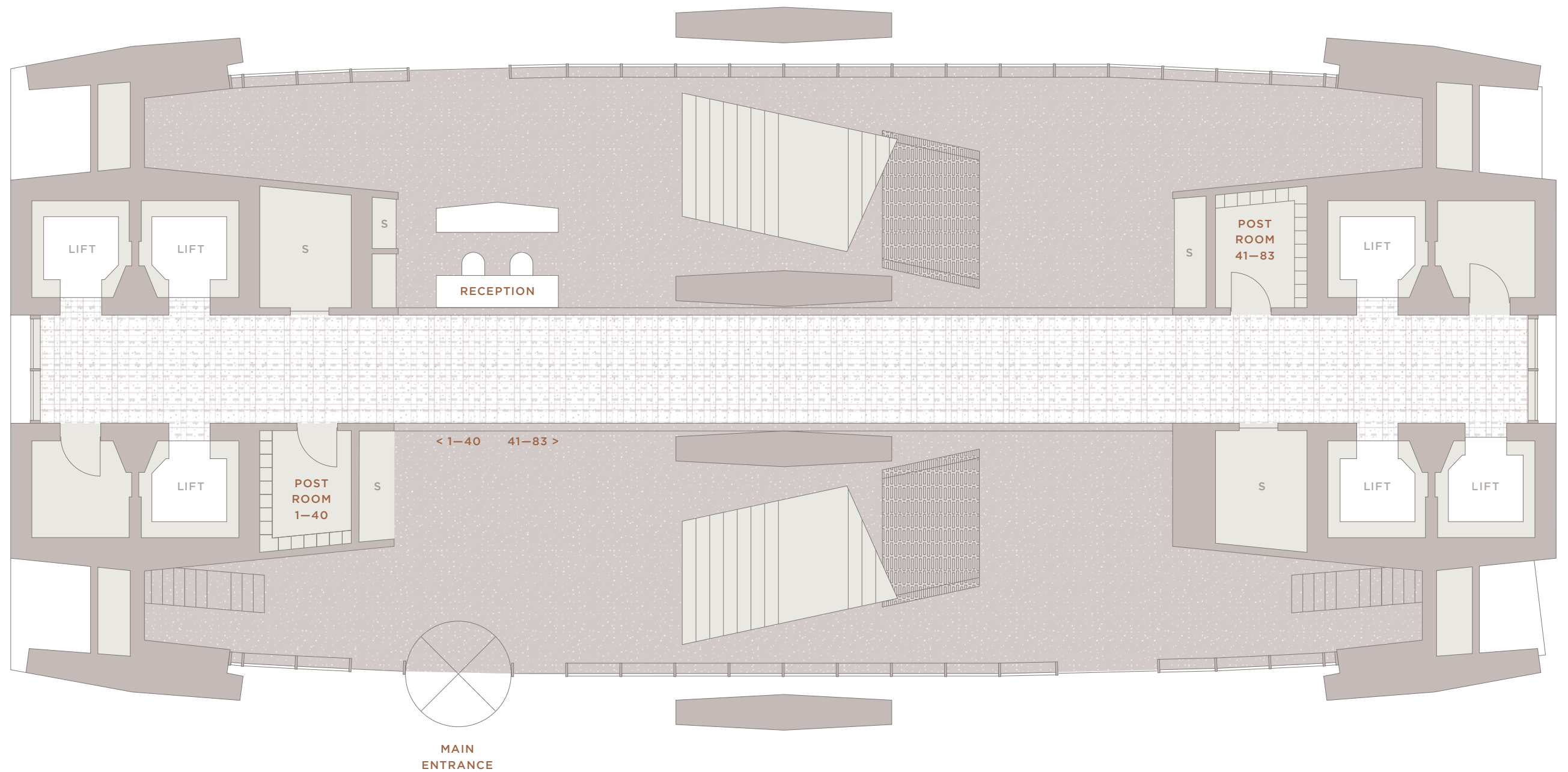
TECHNOLOGY

Crestron-based lighting, blind, audio-visual and temperature
control system, incorporating security control and concierge
connectivity via touch panels and bespoke switches.

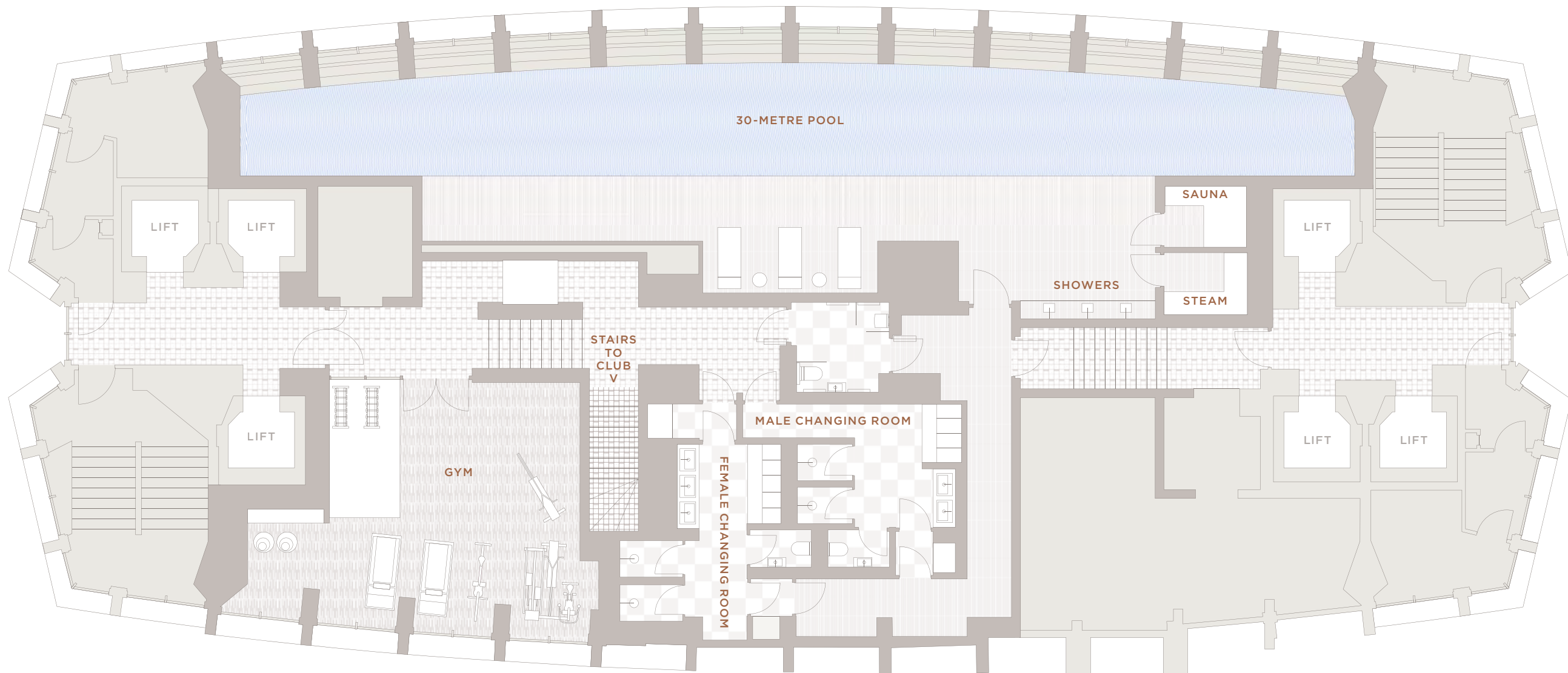
Fully wired apartments for future audio-visual connectivity,
including amplifiers, touch panel interface and in-built speakers.

LEASE & GUARANTEES

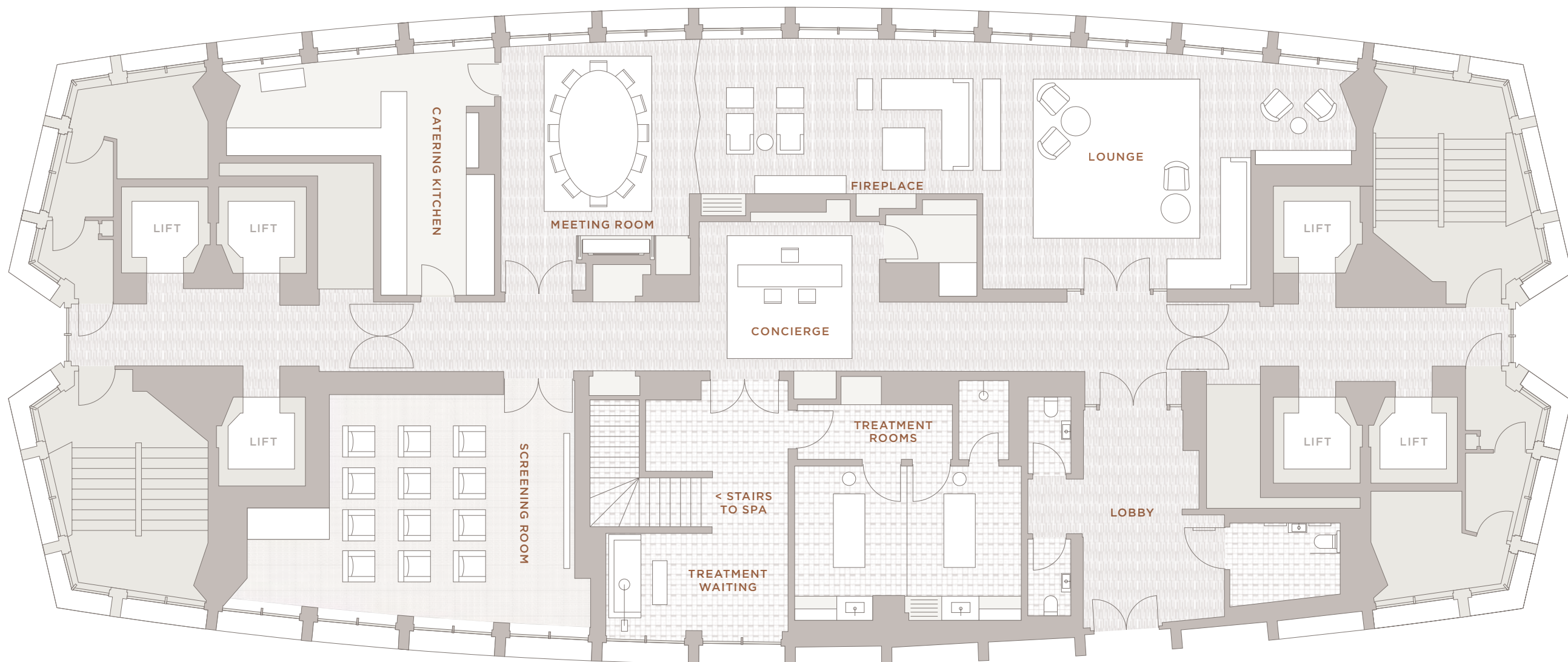
10-year building guarantee
999-year lease



THE RECEPTION — GROUND FLOOR

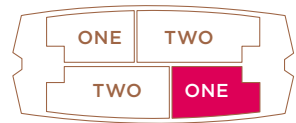


THE SPA
—
FIRST FLOOR





ONE BEDROOM



TOTAL AREA

69 sq m

744 sq ft

KITCHEN & LIVING AREA < >

5.7 x 5m

19 x 16ft

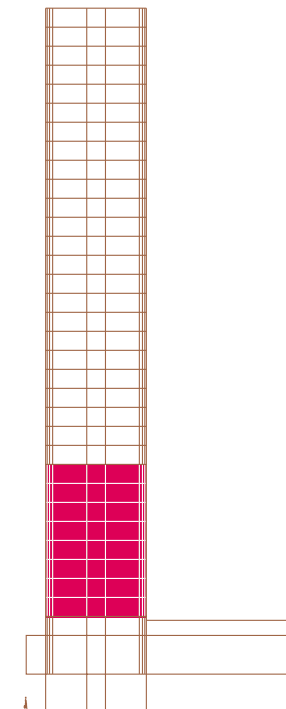
BEDROOM < >

4 x 3.2m

13 x 10ft

EAST FACING
FLOORS 3–10

APARTMENTS 68, 70, 72, 74, 76, 78, 80, 82



ENTRANCE

Bespoke terrazzo flooring with black granite inlay

Dark stained oak panelled walls and wardrobes

Bevelled mirrors

LIVING AREA

Wide white washed oak board flooring

White painted walls

BEDROOM

Wide white washed oak board flooring

KITCHEN

Boffi with top of the range Miele appliances

Corian counter tops and splash backs

White matt lacquer bespoke cabinetry

Wide white washed oak board flooring

BATHROOM

Limestone tiled walls, counter top and bath surround

Feature white marble mosaic wall

Bespoke vanity unit with oak drawer

Bespoke recessed lit mirror with demister

Moleanos beige flooring

GUEST WC

Basalt tiled walls and counter top

Bespoke recessed lit mirror with demister

Bespoke terrazzo flooring with black granite inlay

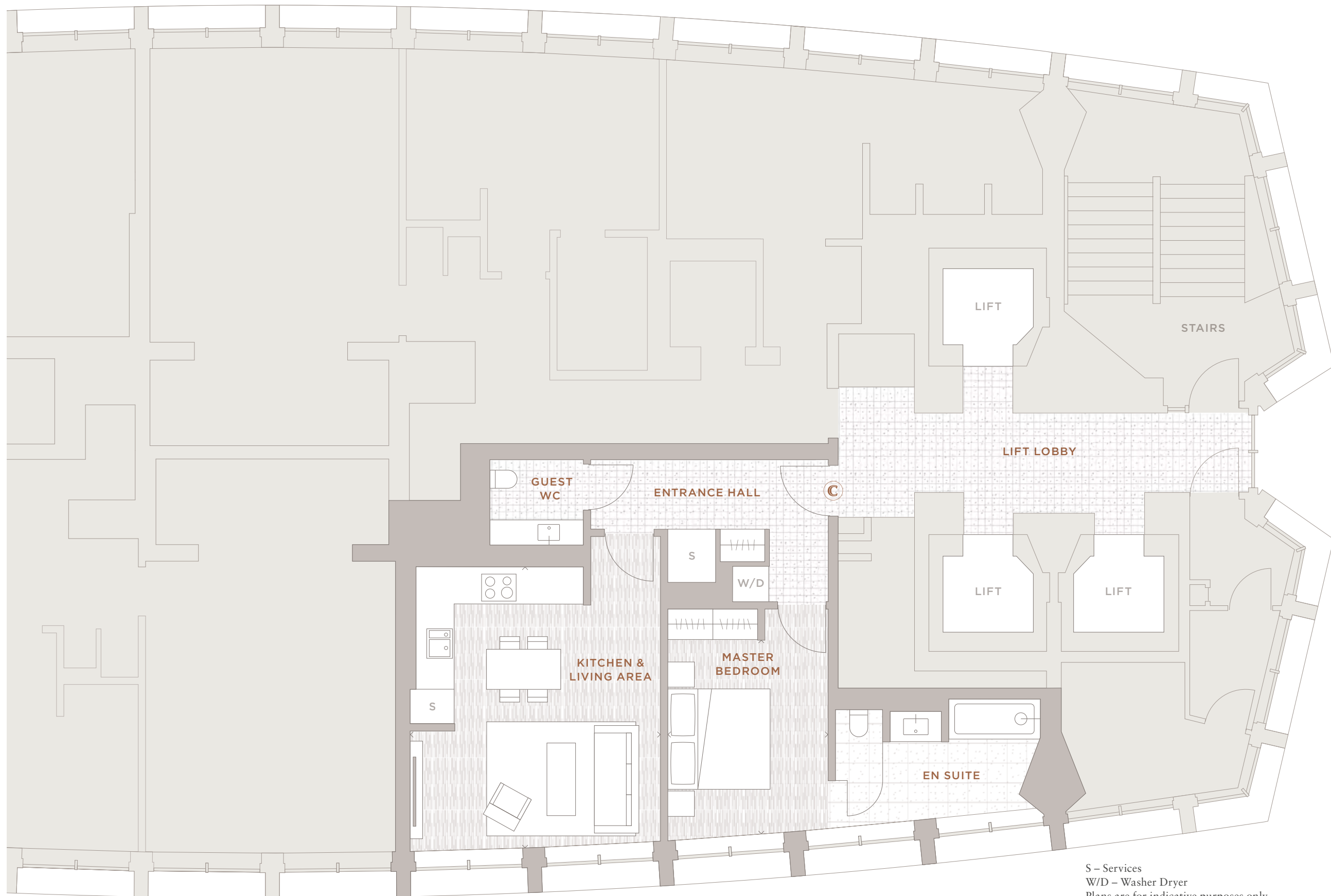
SANITARY WARE

Dornbracht Lulu range in chrome

IRONMONGERY

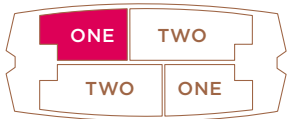
Bespoke ironmongery designed by Conran & Partners in collaboration with Samuel Heath

Specifications are for indicative purposes only
Floor areas are approximate

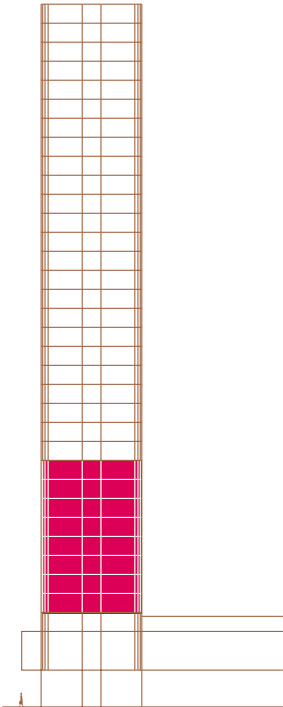




ONE BEDROOM



WEST FACING
FLOORS 3–10
APARTMENTS 25, 27, 29, 31, 33, 35, 37, 39



TOTAL AREA

69 sq m
744 sq ft

KITCHEN & LIVING AREA < >

5.7 x 5m
19 x 16ft

BEDROOM < >

4 x 3.2m
13 x 10ft

ENTRANCE

Bespoke terrazzo flooring with black granite inlay
Dark stained oak panelled walls and wardrobes
Bevelled mirrors

LIVING AREA

Wide white washed oak board flooring
White painted walls

BEDROOM

Wide white washed oak board flooring

KITCHEN

Boffi with top of the range Miele appliances
Corian counter tops and splash backs
White matt lacquer bespoke cabinetry
Wide white washed oak board flooring

BATHROOM

Limestone tiled walls, counter top and bath surround
Feature white marble mosaic wall
Bespoke vanity unit with oak drawer
Bespoke recessed lit mirror with demister
Moleanos beige flooring

GUEST WC

Basalt tiled walls and counter top
Bespoke recessed lit mirror with demister
Bespoke terrazzo flooring with black granite inlay

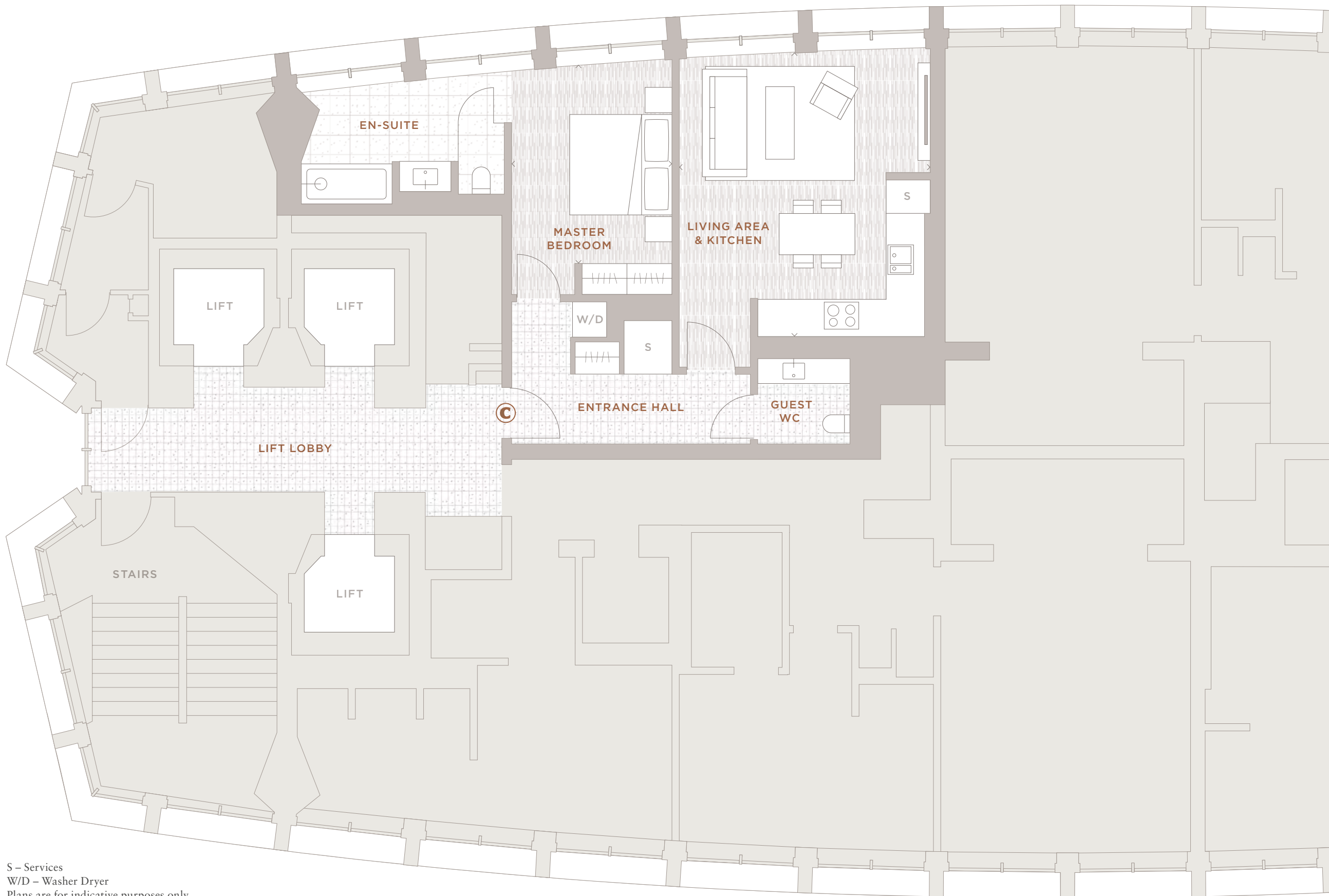
SANITARY WARE

Dornbracht Lulu range in chrome

IRONMONGERY

Bespoke ironmongery designed by Conran & Partners
in collaboration with Samuel Heath

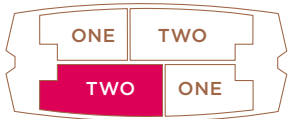
Specifications are for indicative purposes only
Floor areas are approximate



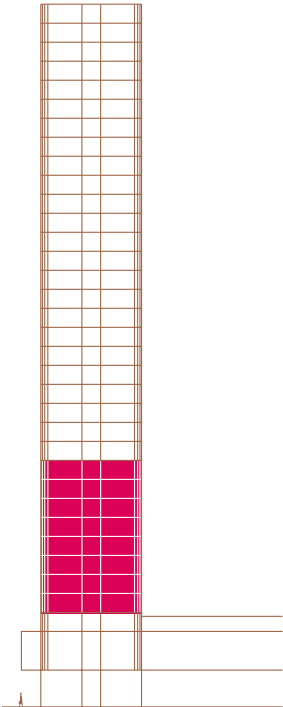
S – Services
W/D – Washer Dryer
Plans are for indicative purposes only



TWO BEDROOM



EAST FACING
FLOORS 3–10
APARTMENTS 26, 28, 30, 32, 34, 36, 38, 40



TOTAL AREA
118 sq m
1274 sq ft

KITCHEN & LIVING AREA < >
7.9 x 4.9m
26 x 16ft

MASTER BEDROOM < >
3.9 x 3.4m
13 x 11ft

BEDROOM 2 < >
5.1 x 3.4m
17 x 11ft

ENTRANCE
Bespoke terrazzo flooring with black granite inlay
Dark stained oak panelled walls and wardrobes
Bevelled mirrors

LIVING AREA
Wide white washed oak board flooring
White painted walls

BEDROOMS
Wide white washed oak board flooring in the master bedroom
Wool carpet in the second bedroom

KITCHEN
Boffi with top of the range Miele appliances
Corian counter tops and splash backs
White matt lacquer bespoke cabinetry
Wide white washed oak board flooring

MASTER BATHROOM
Limestone tiled walls, counter top and bath surround
Feature white marble mosaic wall
Bespoke vanity unit with oak drawer
Bespoke recessed lit mirror with demister
Moleanos beige flooring

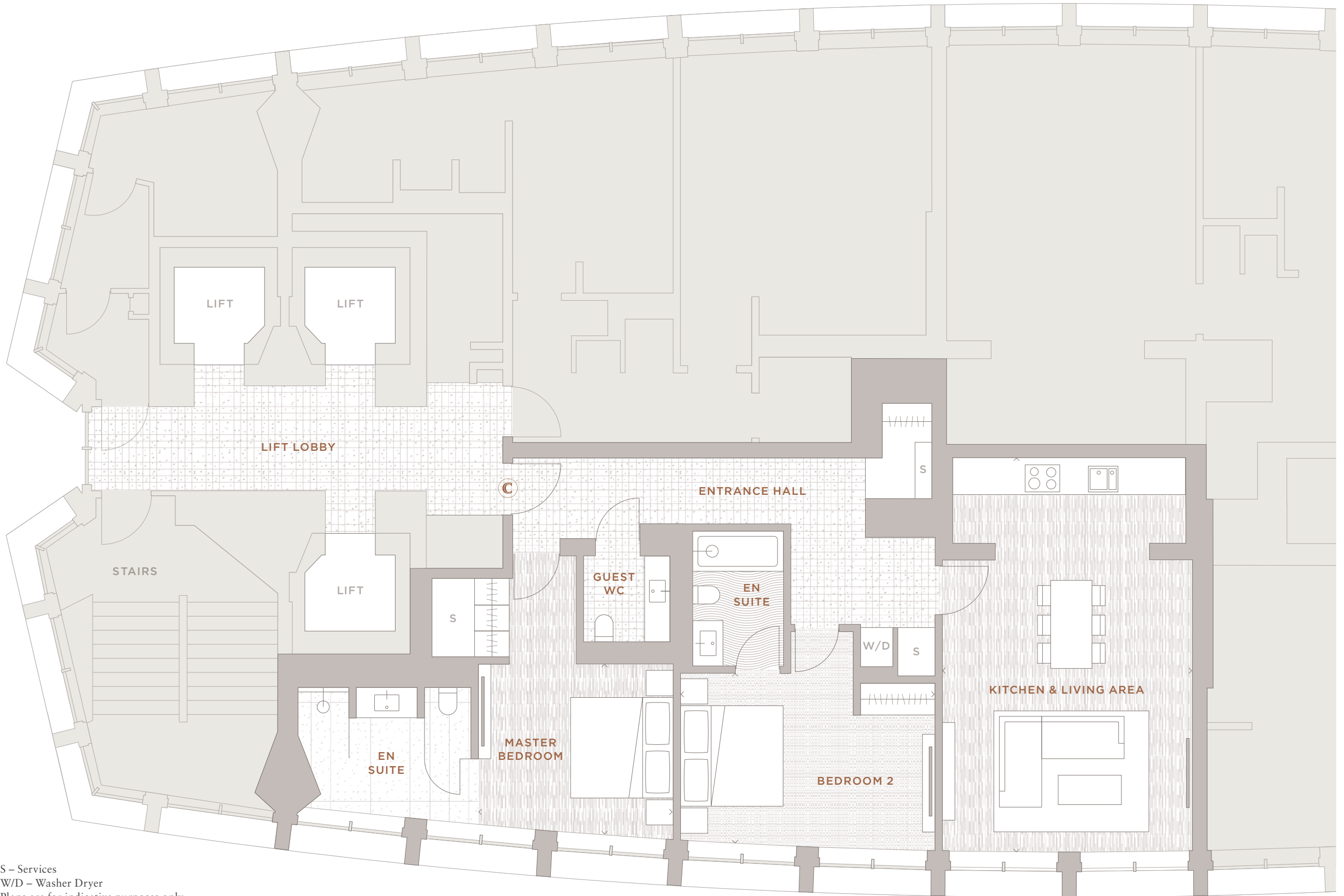
SECOND BATHROOM
Basalt tiled walls
Marble bath surround
Bespoke vanity unit with white lacquer front and marble top
Bespoke recessed lit mirror with demister
Marble tiled flooring

GUEST WC
Basalt tiled walls and counter top
Bespoke recessed lit mirror with demister
Bespoke terrazzo flooring with black granite inlay

SANITARY WARE
Dornbracht Lulu range in chrome

IRONMONGERY
Bespoke ironmongery designed by Conran & Partners
in collaboration with Samuel Heath

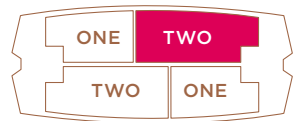
Specifications are for indicative purposes only
Floor areas are approximate



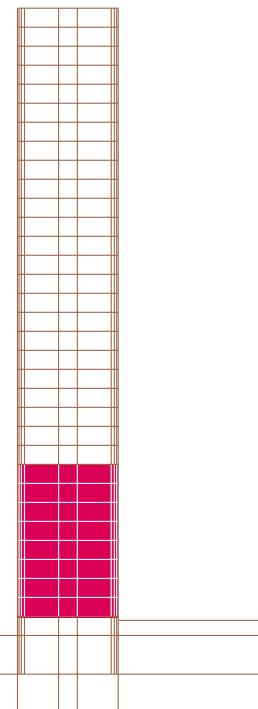
S – Services
W/D – Washer Dryer
Plans are for indicative purposes only



TWO BEDROOM



WEST FACING
FLOORS 3–10
APARTMENTS 69, 71, 73, 75, 77, 79, 81, 83



TOTAL AREA

118 sq m
1274 sq ft

KITCHEN & LIVING AREA < >

7.9 x 4.9m
26 x 16ft

MASTER BEDROOM < >

3.9 x 3.4m
13 x 11ft

BEDROOM 2 < >

5.1 x 3.4m
17 x 11ft

ENTRANCE

Bespoke terrazzo flooring with black granite inlay
Dark stained oak panelled walls and wardrobes
Bevelled mirrors

LIVING AREA

Wide white washed oak board flooring
White painted walls

BEDROOMS

Wide white washed oak board flooring in the master bedroom
Wool carpet in the second bedroom

KITCHEN

Boffi with top of the range Miele appliances
Corian counter tops and splash backs
White matt lacquer bespoke cabinetry
Wide white washed oak board flooring

MASTER BATHROOM

Limestone tiled walls, counter top and bath surround
Feature white marble mosaic wall
Bespoke vanity unit with oak drawer
Bespoke recessed lit mirror with demister
Moleanos beige flooring

SECOND BATHROOM

Basalt tiled walls
Marble bath surround
Bespoke vanity unit with white lacquer front and marble top
Bespoke recessed lit mirror with demister
Marble tiled flooring

GUEST WC

Basalt tiled walls and counter top
Bespoke recessed lit mirror with demister
Bespoke terrazzo flooring with black granite inlay

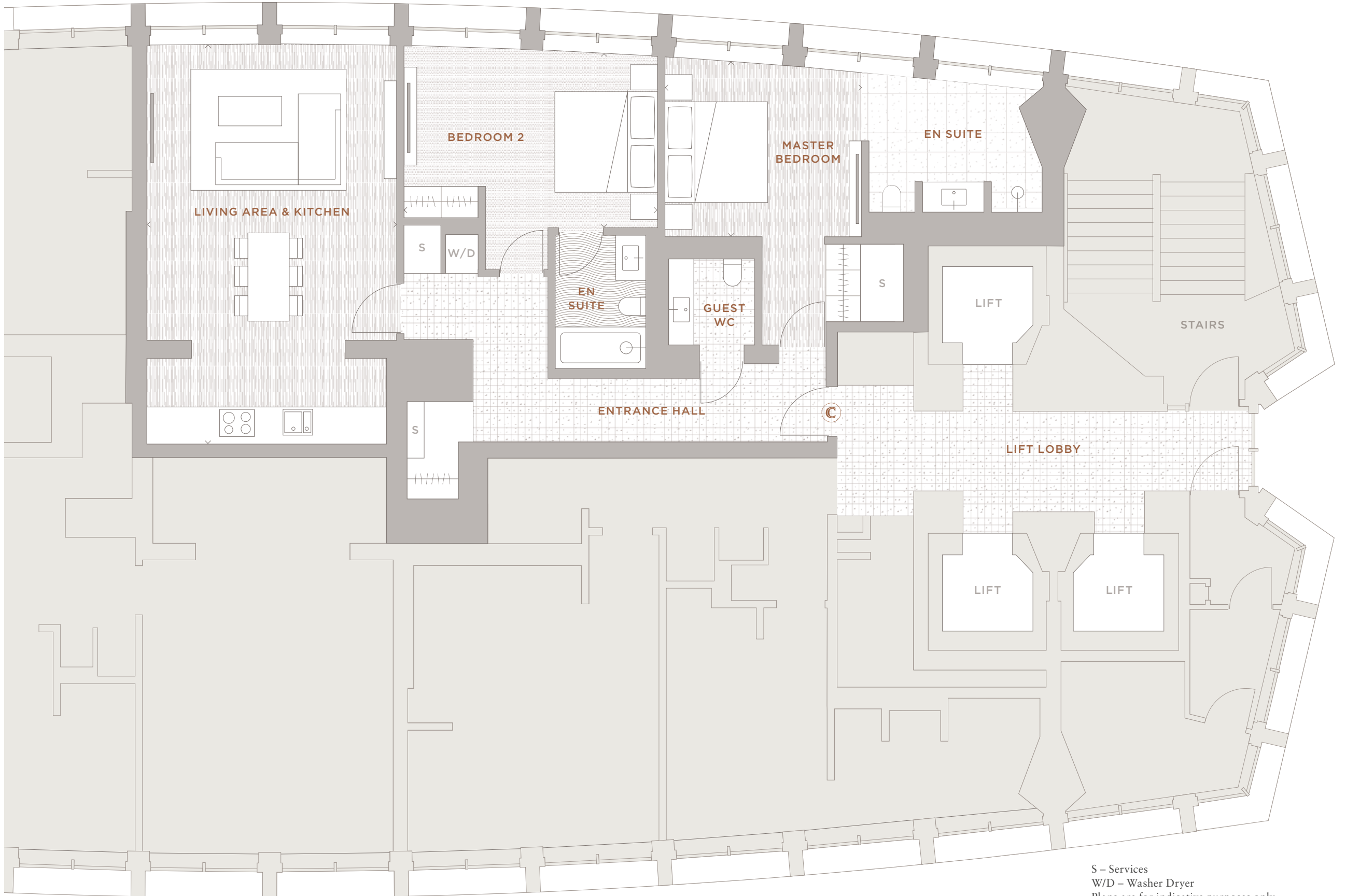
SANITARY WARE

Dornbracht Lulu range in chrome

IRONMONGERY

Bespoke ironmongery designed by Conran & Partners
in collaboration with Samuel Heath

Specifications are for indicative purposes only
Floor areas are approximate

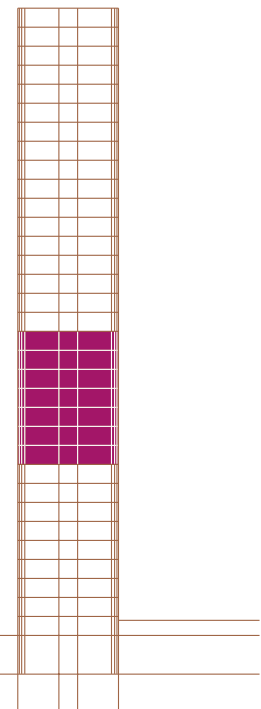




TWO BEDROOM



WEST FACING
FLOORS 11–17
APARTMENTS 55, 57, 59, 61, 63, 65, 67



TOTAL AREA

119 sq m
1278 sq ft

KITCHEN & LIVING AREA < >

7.9 x 4.9m
26 x 16ft

MASTER BEDROOM < >

3.9 x 3.4m
13 x 11ft

BEDROOM 2 < >

5.1 x 3.4m
17 x 11ft

ENTRANCE

Bespoke terrazzo flooring with black granite inlay
Dark stained oak panelled walls and wardrobes
Bevelled mirrors

LIVING AREA

Wide white washed oak board flooring
White painted walls

BEDROOMS

Wide white washed oak board flooring in the master bedroom
Wool carpet in the second bedroom

KITCHEN

Boffi with top of the range Miele appliances
Corian counter tops and splash backs
White matt lacquer bespoke cabinetry
Wide white washed oak board flooring

MASTER BATHROOM

Limestone tiled walls, counter top and bath surround
Feature white marble mosaic wall
Bespoke vanity unit with oak drawer
Bespoke recessed lit mirror with demister
Moleanos beige flooring

SECOND BATHROOM

Basalt tiled walls
Marble bath surround
Bespoke vanity unit with white lacquer front and marble top
Bespoke recessed lit mirror with demister
Marble tiled flooring

GUEST WC

Basalt tiled walls and counter top
Bespoke recessed lit mirror with demister
Bespoke terrazzo flooring with black granite inlay

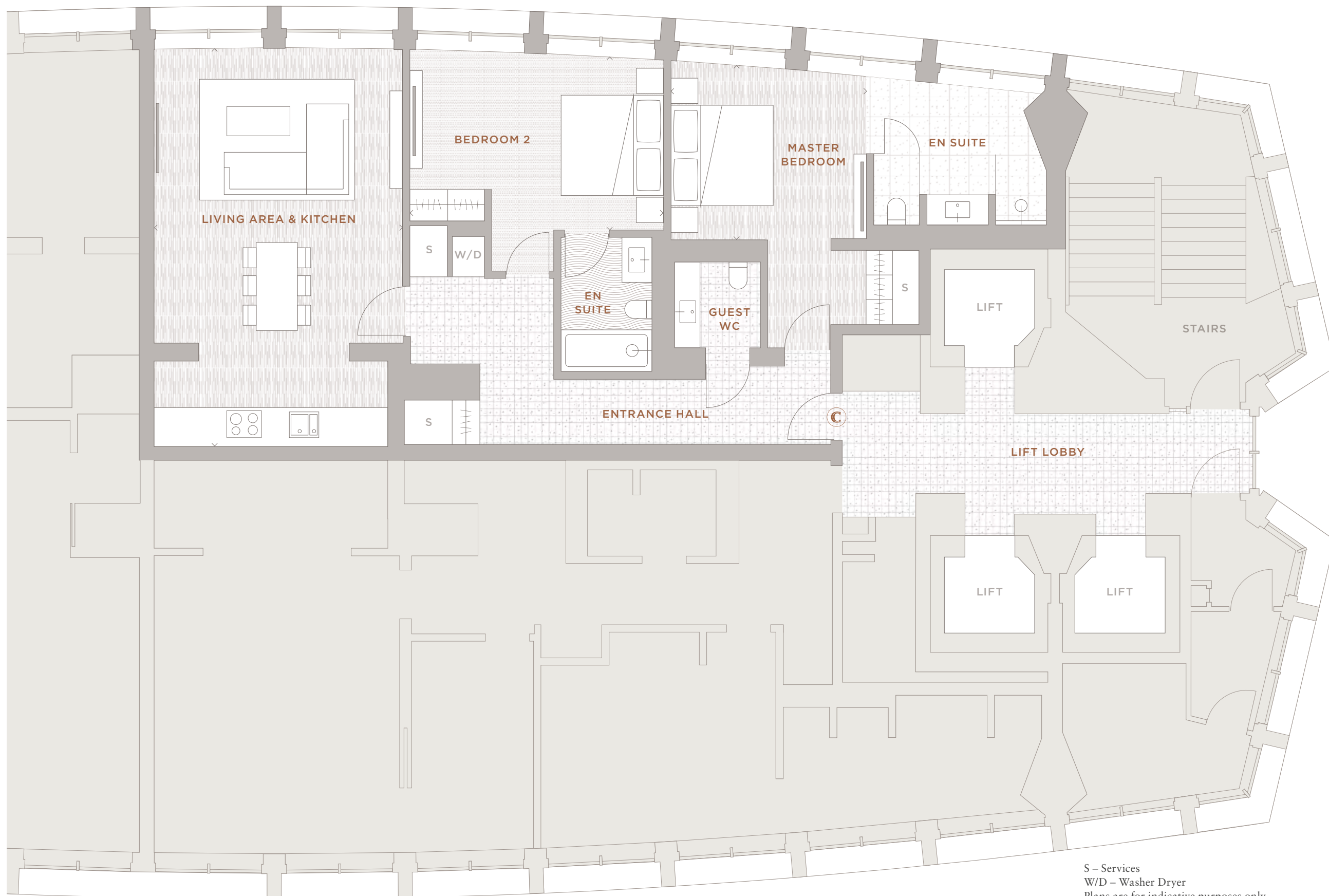
SANITARY WARE

Dornbracht Lulu range in chrome

IRONMONGERY

Bespoke ironmongery designed by Conran & Partners
in collaboration with Samuel Heath

Specifications are for indicative purposes only
Floor areas are approximate

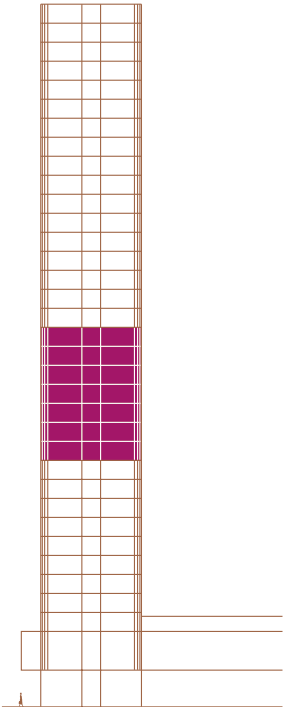




TWO BEDROOM



EAST FACING
FLOORS 11–17
APARTMENTS 54, 56, 58, 60, 62, 64, 66



TOTAL AREA

113 sq m
1213 sq ft

KITCHEN & LIVING AREA < >

7.9 x 4.9m
26 x 16ft

MASTER BEDROOM < >

4.7 x 3.6m
15 x 14ft

BEDROOM 2 < >

3.7 x 2.3m
12 x 8ft

ENTRANCE

Bespoke terrazzo flooring with black granite inlay
Dark stained oak panelled walls and wardrobes
Bevelled mirrors

LIVING AREA

Wide white washed oak board flooring
White painted walls

BEDROOMS

Wide white washed oak board flooring

KITCHEN

Boffi with top of the range Miele appliances
Corian counter tops and splash backs
White matt lacquer bespoke cabinetry
Wide white washed oak board flooring

MASTER BATHROOM

Limestone tiled walls, counter top and bath surround
Feature white marble mosaic wall
Bespoke vanity unit with oak drawer
Bespoke recessed lit mirror with demister
Moleanos beige flooring

GUEST BATHROOM

Basalt tiled walls
Bespoke vanity unit with white lacquer front and marble top
Bespoke recessed lit mirror with demister
Marble tiled flooring

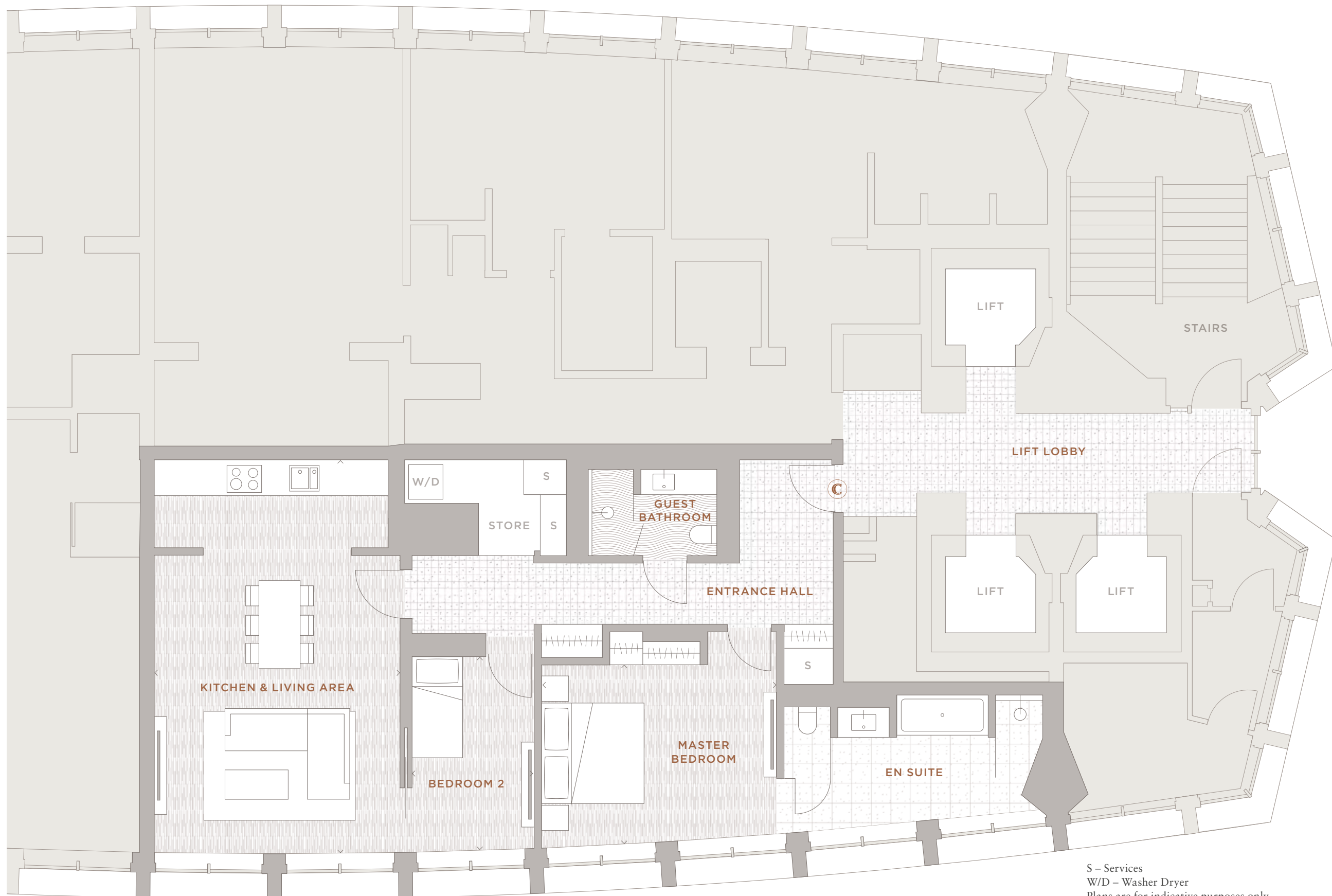
SANITARY WARE

Dornbracht Lulu range in chrome

IRONMONGERY

Bespoke ironmongery designed by Conran & Partners
in collaboration with Samuel Heath

Specifications are for indicative purposes only
Floor areas are approximate

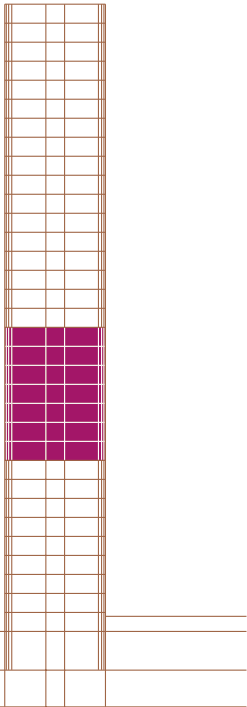




THREE BEDROOM



SOUTH FACING
FLOORS 11–17
APARTMENTS 18–24



TOTAL AREA
153 *sq m*
1647 *sq ft*

KITCHEN & LIVING AREA < >
7.5 x 8.5*m*
25 x 28*ft*

MASTER BEDROOM < >
5 x 3.6*m*
16 x 12*ft*

BEDROOM 2 < >
3.9 x 5.2*m*
13 x 17*ft*

**READING ROOM
/ GUEST BEDROOM < >**
4.8 x 2.4*m*
16 x 8*ft*

ENTRANCE
Three tone Bleu de Savoie bespoke patterned limestone flooring
Dark stained oak panelled walls and wardrobes

LIVING AREA
Wide white washed oak board flooring
White painted walls

BEDROOMS
Wide white washed oak board flooring
Grey deluxe Nusilk carpet in the master bedroom

KITCHEN
Boffi with Gaggenau appliances
Marble counter tops and splash backs
White matt lacquer bespoke cabinetry
Stainless steel counter tops and splash back to utility area
Marble tiled flooring

MASTER BATHROOM
Marble walls, floor and bath surround
Bespoke vanity unit with white lacquer drawer front and marble top
Recessed lit heated mirror

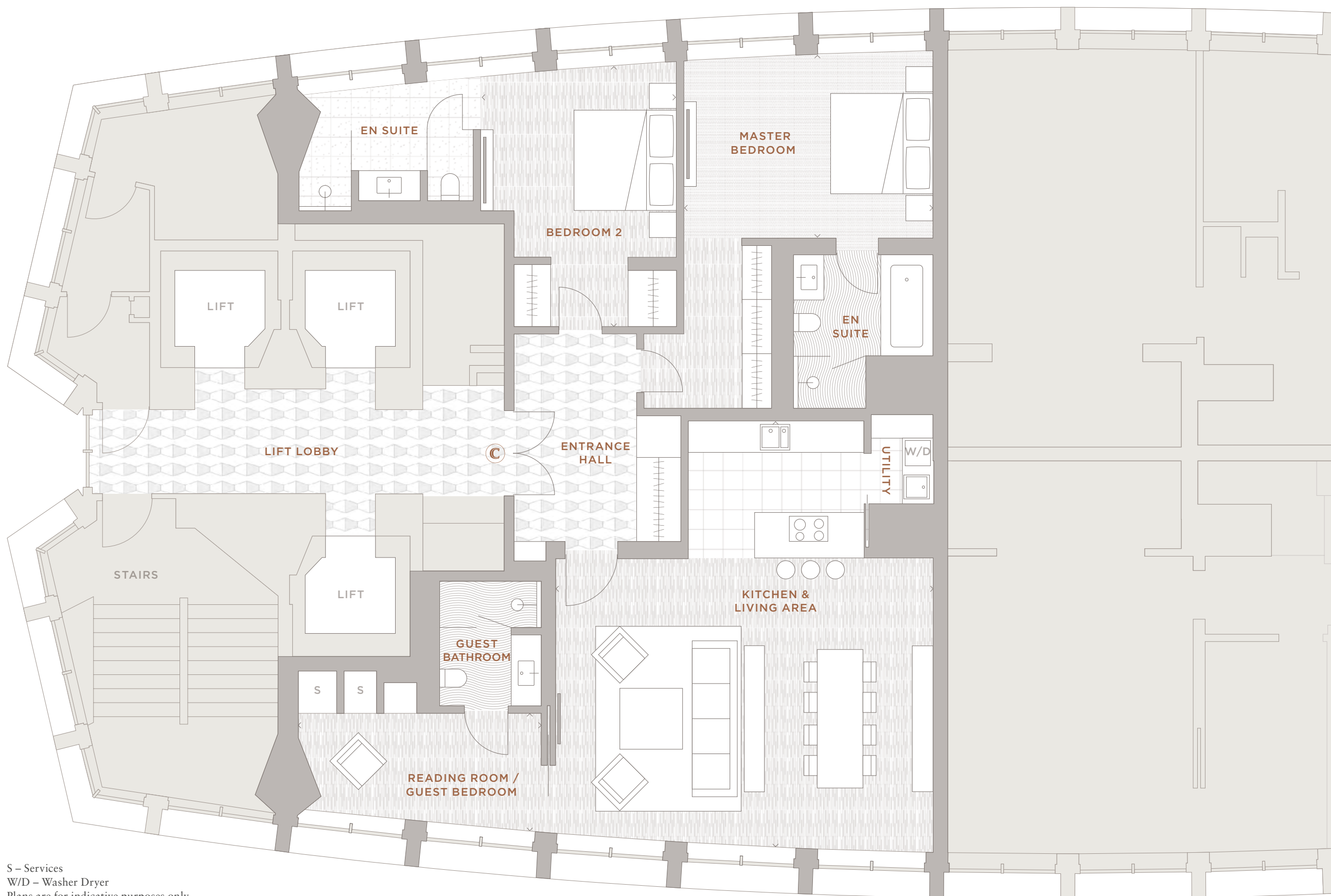
SECOND BATHROOM
Limestone tiled wall and counter top
White marble mosaic feature wall
Bespoke vanity unit with drawer
Recessed lit heated mirror
Moleanos beige flooring

GUEST BATHROOM
Basalt tiled walls
Bespoke vanity unit with white lacquer front and marble top
Recessed lit heated mirror
Marble tiled flooring

SANITARY WARE
Dornbracht Lulu range in chrome

IRONMONGERY
Bespoke ironmongery designed by Conran & Partners
in collaboration with Samuel Heath

Specifications are for indicative purposes only
Floor areas are approximate

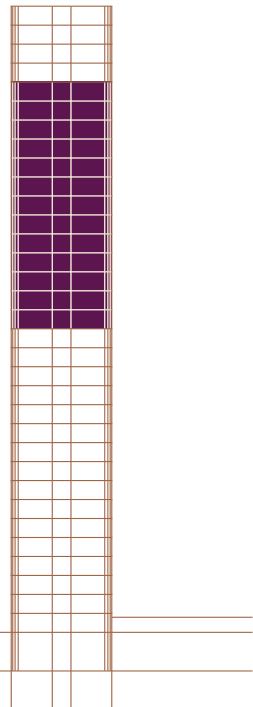




THREE BEDROOM



SOUTH FACING
FLOORS 18–30
APARTMENTS 4–17 (NO 13)



TOTAL AREA

198 *sq m*
2133 *sq ft*

KITCHEN < >

6.3 x 2.7*m*
20 x 9*ft*

LIVING AREA < >

5.6 x 10*m*
18 x 33*ft*

MASTER BEDROOM < >

5 x 3.9*m*
16 x 13*ft*

BEDROOM 2 < >

4.5 x 2.8*m*
15 x 9*ft*

READING ROOM / GUEST BEDROOM < >

5.1 x 3*m*
17 x 10*ft*

ENTRANCE

Three tone Bleu de Savoie bespoke patterned limestone flooring
Dark stained oak panelled walls and wardrobes
Bevelled mirror

LIVING AREA

Wide white washed oak board flooring
White painted walls
Bespoke light oak timber panels and joinery

BEDROOMS

Grey deluxe Nusilk carpet
Bespoke light oak timber panels and joinery

KITCHEN

Boffi with Gaggenau appliances
Marble counter tops and splash backs
White matt lacquer bespoke cabinetry
Stainless steel counter tops and splash back to utility area
Marble tiled flooring

MASTER BATHROOM

Marble walls, floor and bath surround
Bespoke vanity unit with white lacquer drawer front and marble top
Recessed lit heated mirror

EN SUITE

Basalt tiled walls and counter top
Marble tiled flooring, counter top and bath surround
Bespoke vanity unit with drawer
Recessed lit heated mirror

GUEST BATHROOM

Basalt tiled walls
Bespoke vanity unit with white lacquer front and marble top
Recessed lit heated mirror
Marble tiled flooring

GUEST WC

Marble panels and bespoke white marble mosaic walls
Three tone Bleu de Savoie bespoke patterned limestone flooring
Limestone counter top
Recessed lit heated mirror

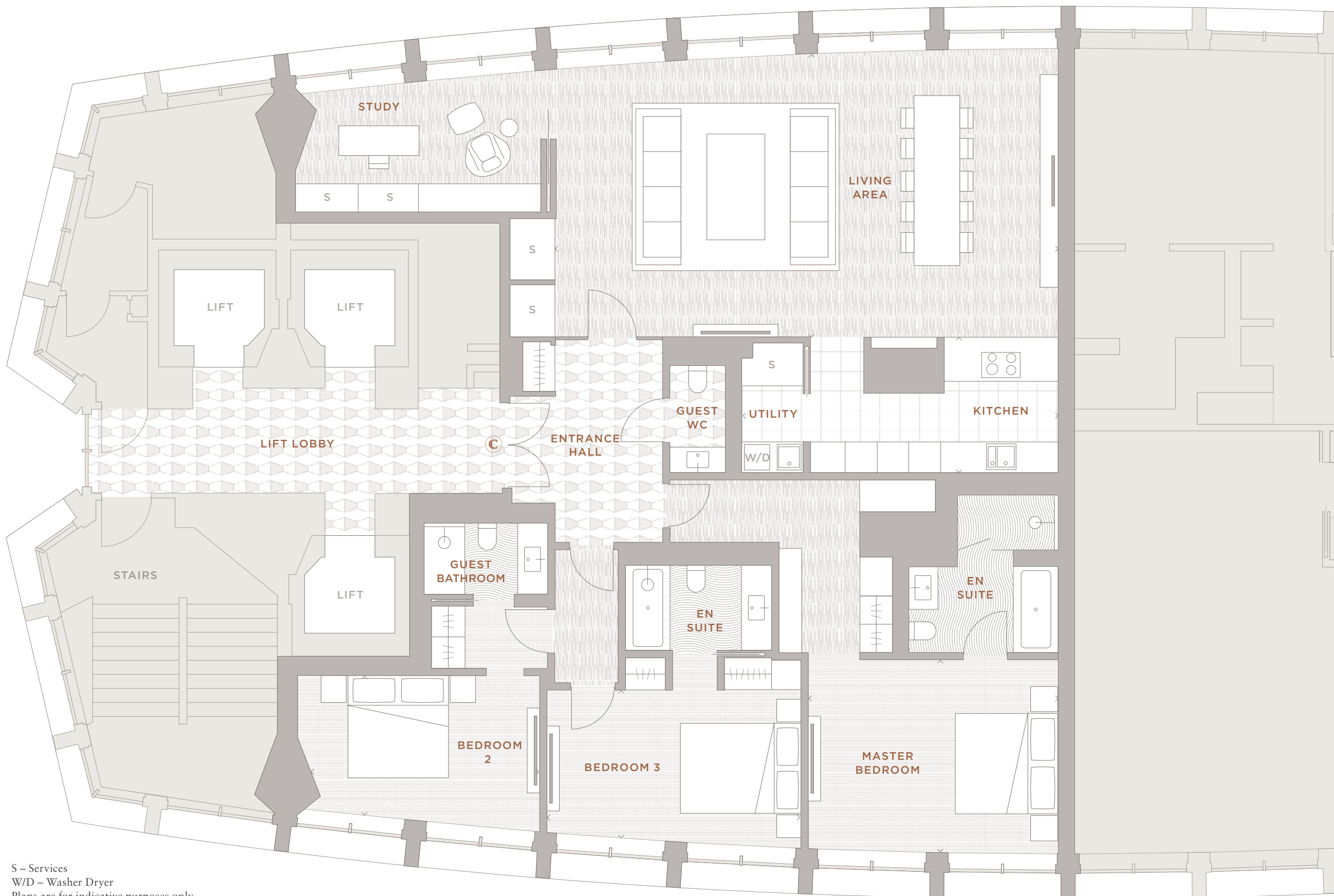
SANITARY WARE

Dornbracht Lulu range in chrome

IRONMONGERY

Bespoke ironmongery designed by Conran & Partners
in collaboration with Samuel Heath

Specifications are for indicative purposes only
Floor areas are approximate

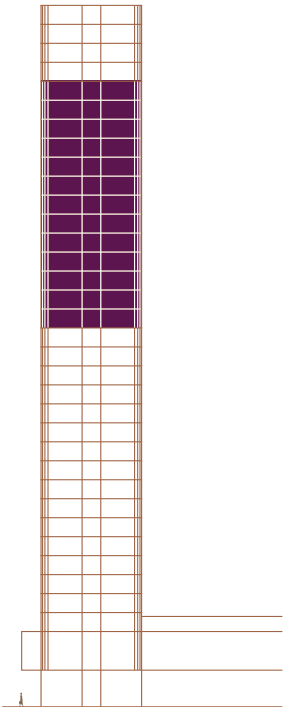




THREE BEDROOM



NORTH FACING
FLOORS 18–30
APARTMENTS 41–53



TOTAL AREA
198 *sq m*
2133 *sq ft*

KITCHEN < >
6.3 x 2.7*m*
20 x 9*ft*

LIVING AREA < >
5.6 x 10*m*
18 x 33*ft*

MASTER BEDROOM < >
5 x 3.9*m*
16 x 13*ft*

BEDROOM 2 < >
4.5 x 2.8*m*
15 x 9*ft*

BEDROOM 3 < >
5.1 x 3*m*
17 x 10*ft*

ENTRANCE
Three tone Bleu de Savoie bespoke patterned limestone flooring
Dark stained oak panelled walls and wardrobes
Bevelled mirror

LIVING AREA
Wide white washed oak board flooring
White painted walls
Bespoke light oak timber panels and joinery

BEDROOMS
Grey deluxe Nusilk carpet
Bespoke light oak timber panels and joinery

KITCHEN
Boffi with Gaggenau appliances
Marble counter tops and splash backs
White matt lacquer bespoke cabinetry
Stainless steel counter tops and splash back to utility area
Marble tiled flooring

MASTER BATHROOM
Marble walls, floor and bath surround
Bespoke vanity unit with white lacquer drawer front and marble top
Recessed lit heated mirror

EN SUITE
Basalt tiled walls and counter top
Marble tiled flooring, counter top and bath surround
Bespoke vanity unit with drawer
Recessed lit heated mirror

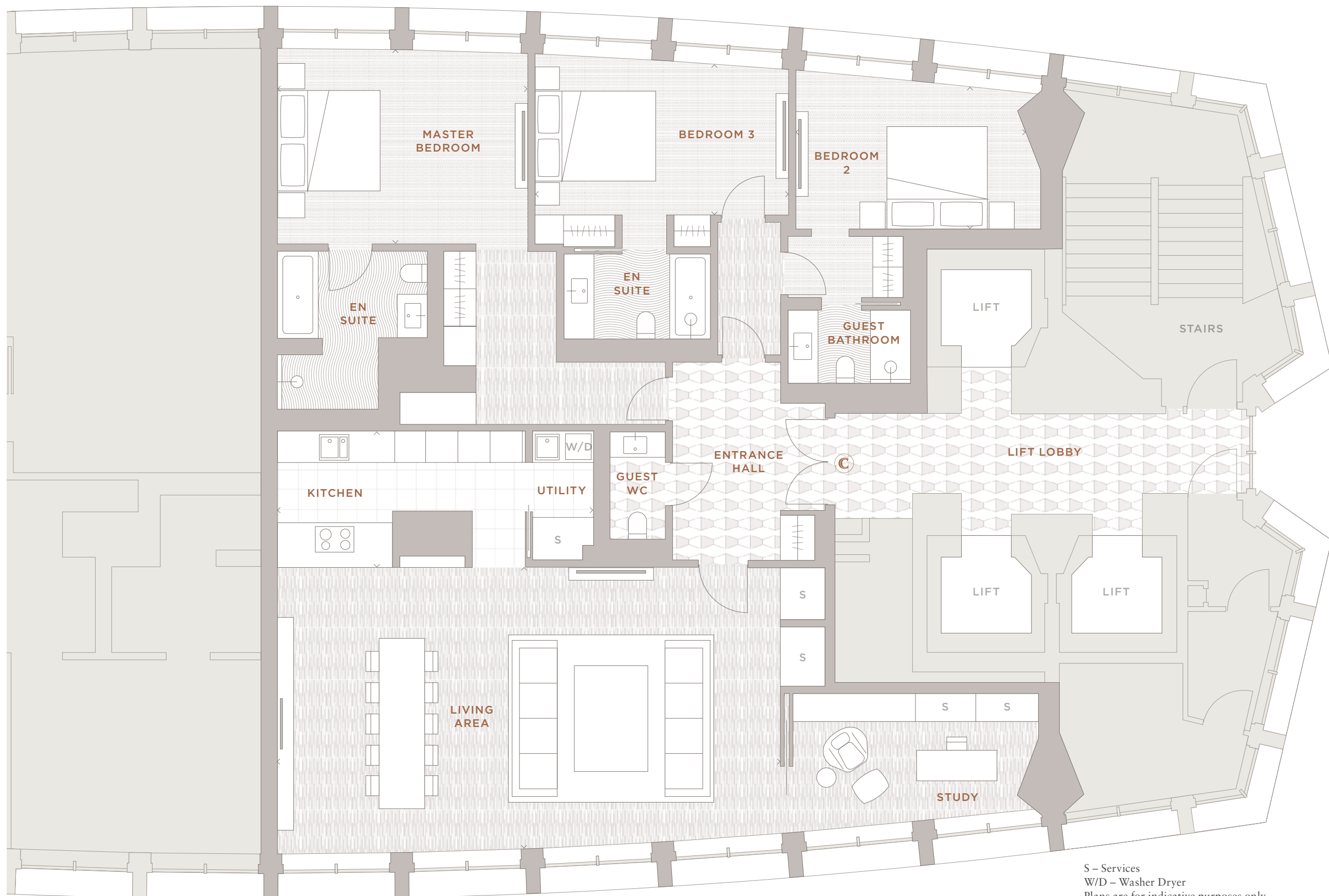
GUEST BATHROOM
Basalt tiled walls
Bespoke vanity unit with white lacquer front and marble top
Recessed lit heated mirror
Marble tiled flooring

GUEST WC
Marble panels and bespoke white marble mosaic walls
Three tone Bleu de Savoie bespoke patterned limestone flooring
Limestone counter top
Recessed lit heated mirror

SANITARY WARE
Dornbracht Lulu range in chrome

IRONMONGERY
Bespoke ironmongery designed by
Conran & Partners in collaboration
with Samuel Heath

Specifications are for indicative purposes only
Floor areas are approximate





ALMACANTAR

Almacantar brings together a team of people who have led some of the biggest and most innovative developments in London in the last two decades.

The approach is to inject new life in buildings through a deep appreciation of their context and heritage, a commitment to extraordinary standards of creativity and craftsmanship, and the application of pure property skills and thinking.

Since launching in 2010, Almacantar has acquired several prime assets with untapped potential in the heart of London. The company is backed by a small number of high-value investors.

We have been fortunate to be involved in some of London's landmark development schemes, but Centre Point is different. More than a development site, it is a national treasure.

Mike Hussey, Chief Executive, Almacantar

CONRAN & PARTNERS

Conran & Partners is part of the Conran Group of companies, headed by legendary British designer and innovator Sir Terence Conran. The practice has spent over three decades improving the built environment through inspired masterplans, architecture and interior design. With experience in a variety of sectors, Conran & Partners is known for its intelligent and imaginative approach to design, based on a close understanding of the commercial and cultural requirements of each brief.

Centre Point stands, both literally and figuratively, at the cultural heart of London. It is one of the city's great landmarks, and we are thrilled to be bringing it into the 21st century.

Tim Bowder-Ridger, Managing Director
Conran & Partners

RICK MATHER ARCHITECTS

Established in 1973, Rick Mather Architects has a reputation for delivering innovative projects encompassing architecture, masterplanning and urban design. Award-winning projects include the Southbank Centre Masterplan, the renovation and extension of the Dulwich Picture Gallery, the Wallace Collection, the National Maritime Museum in London, The Times Newspaper headquarters in London's Docklands, private residences in Hampstead and the Zen restaurants in London, Montreal and Hong Kong.

Centre Point stands firmly in the tradition of Le Corbusier's modernism of the 1930s, which is also evident in the work of Oscar Niemeyer and Gio Ponti's Pirelli building in Milan. They share the same fascination with interlocking forms, and the relationship between vertical and horizontal. It is a building of historic importance, but its spirit is always forward-looking.

Gavin Miller, Partner, Rick Mather Architects

CENTRE POINT

RESIDENCES WC1

1. The particulars contained in this PDF are for guidance only. The accuracy of any information in this PDF is not guaranteed and any prospective purchasers must not rely on such information as statements of fact or representations and must satisfy themselves as to its accuracy. This PDF has been prepared in good faith and whilst Almacantar and any joint agents endeavour to ensure that the content is correct at the time of publication it does not offer any warranty or guarantee of any kind in relation to the accuracy of the content. The details of the properties included in this PDF are not intended to be complete descriptions of the properties and you should conduct your own thorough investigation into the properties before committing to purchase. The content of this PDF does not and may not form part of any contract between Almacantar and any prospective purchaser of the properties referred to in this PDF and may not be treated as a statement or representation of fact. Almacantar and any joint agents shall not be liable to the extent permissible by law from the use by you of the information provided in this PDF. 2. Any areas, measurements or distances given in this PDF are approximate only. 3. This PDF has been prepared from preliminary plans and specifications before the completion of the properties. They may change during construction and final finishes could vary. 4. Annual service charges will be payable.