
 **JLL** SEE A BRIGHTER WAY

For lease

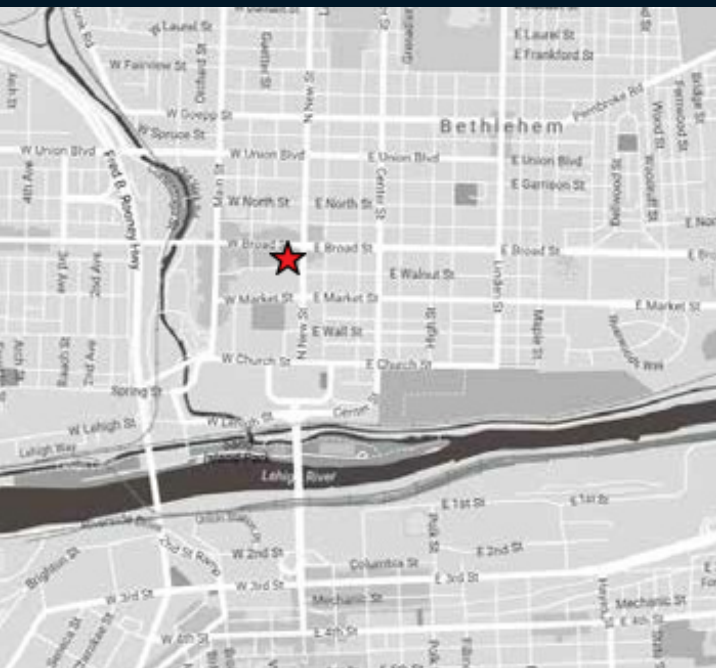
116,900 SF

Office/professional space

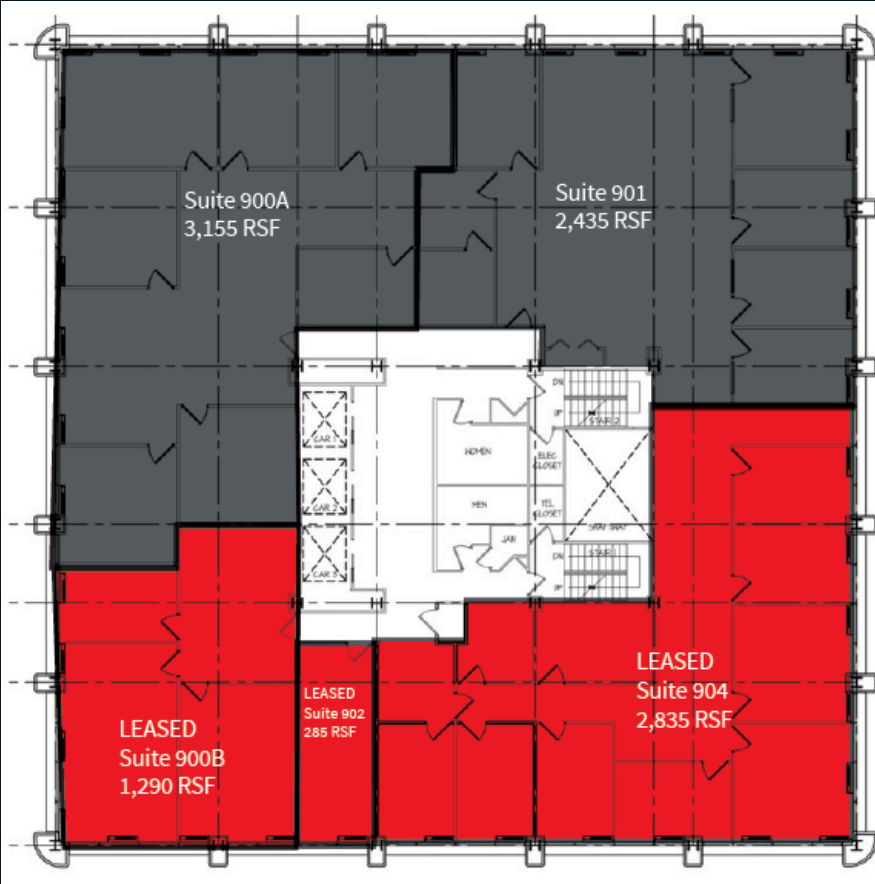


Property specifications

- Total building SF: 116,900 SF
- Available SF: 3,155 SF - Suite 900A and 2,435 SF - Suite 901
- Stories: 11
- Construction: Brick and steel
- On-site amenities: Fitness center, The Brick Restaurant, on-site property management
- Nearby amenities: Many restaurants and retail shopping
- Location: Excellent access to Route 378, Route 22, Route 33, and I-78



One Bethlehem Plaza 1 West Broad Street Bethlehem, PA



Phil Schenkel
Executive Vice President
phil.schenkel@jll.com
+1 484 635 3228

Matthew Dorman
Vice President
matthew.dorman@jll.com
+1 484 635 3236

Jones Lang LaSalle Brokerage, Inc.
1550 Pond Road, Suite 150
Allentown, PA 18104
+1 484 635 3300