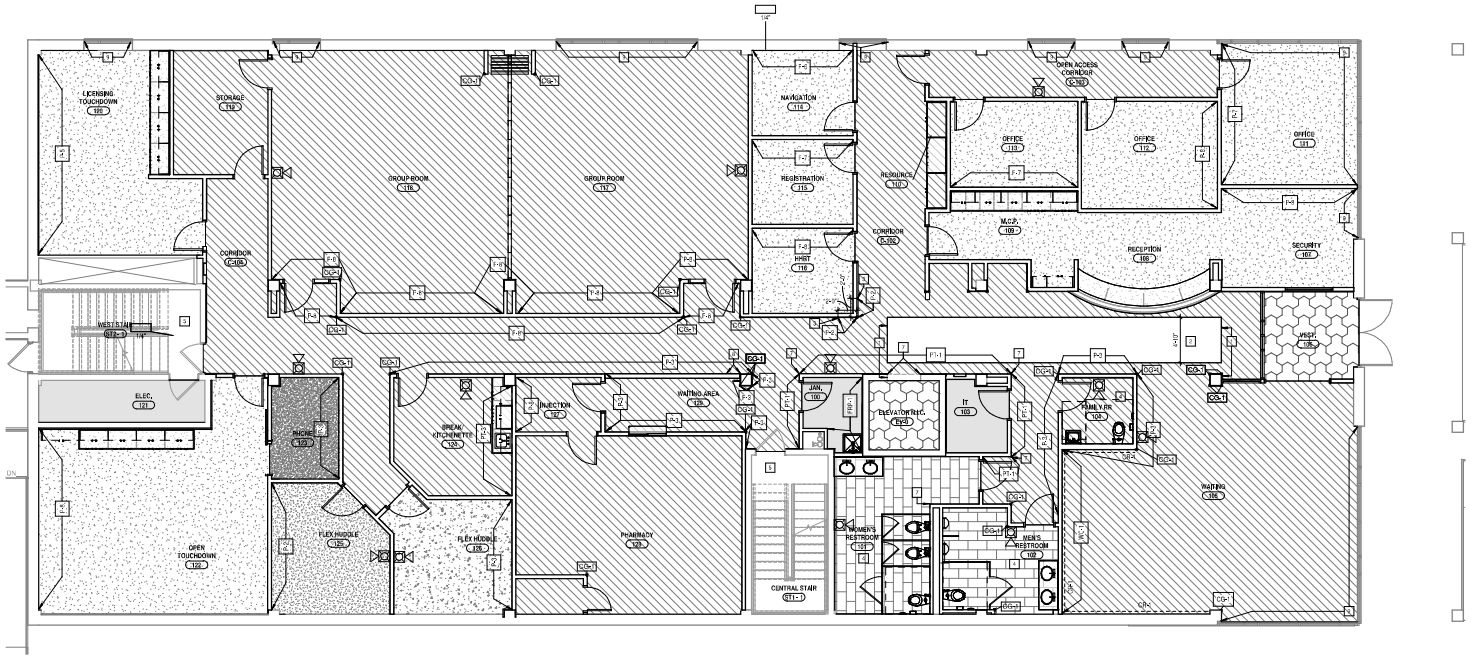

2 FINISH FLOOR PLAN - FIRST FLOOR
A910 3/16" = 1'-0"

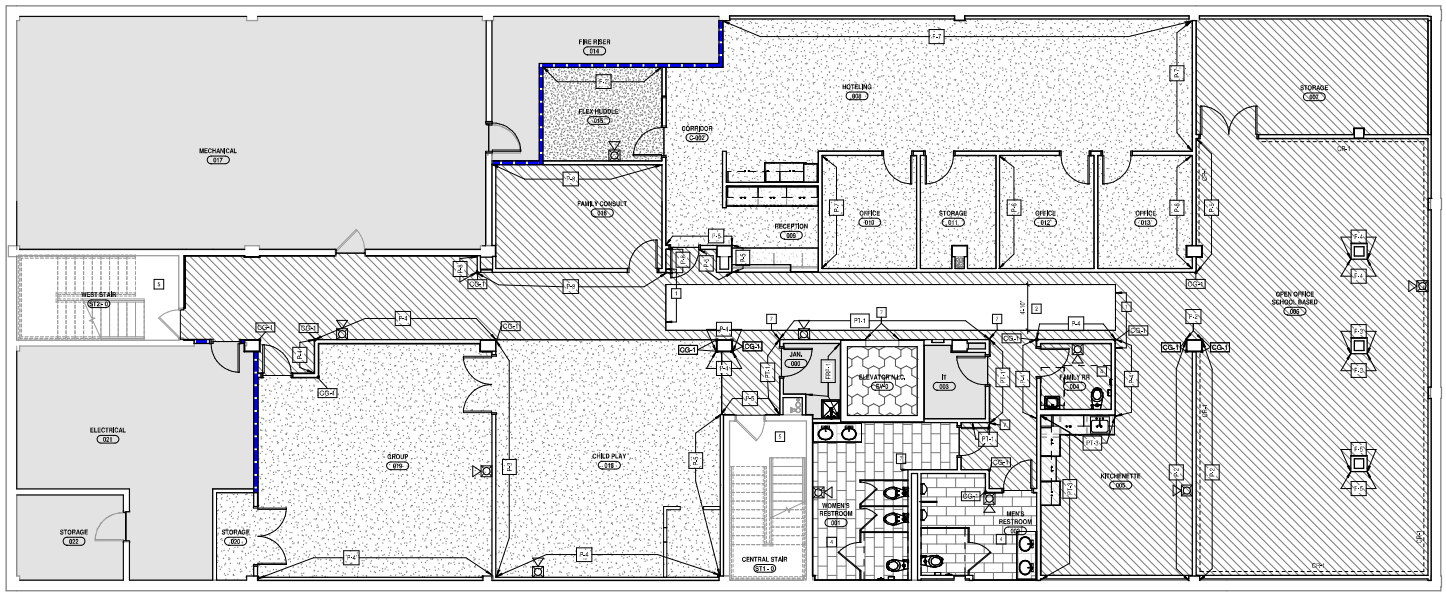

1 FINISH FLOOR PLAN - LOWER LEVEL
A910 3/16" = 1'-0"

KEYNOTES - FINISH PLANS

NO.	NOTE
1	ALIGN FINISH WITH FACE OF WALL
2	FLOORING INSTALLATION IN THIS AREA TO BE HERRINGBONE PATTERN MADE FROM A RANDOM COMBINATION OF LVP-2, LVP-3, AND LVP-4. SEE SHEET FOR INSTALLATION DETAILS
3	CONTRACTOR TO USE MTL-2 TO COVER THE PAINT COLOR TRANSITION SEAM ON EACH SIDE OF THE CORNER IN THIS LOCATION
4	REFER TO ELEVATIONS FOR WALL FINISH EXTENTS AND EXACT PLACEMENT
5	ALL EXISTING STAIRCASE CONCRETE FLOORS TO BE CLEANED. ALL WALLS TO BE PAINTED P-1. CEILINGS TO BE PAINTED P-10. ALL EXISTING HAND RAILS TO BE PAINTED P-6.
6	REFERENCE TYPE ELEVATION IK ORDER TO CORRECTLY PAINT THE WALLS AROUND EACH OF THE CHAIR ROOMS, EACH OF THE THREE PAINT COLORS ARE TO MATCH THE OVERALL COLOR OF THE WAYFINDING FLOORING THAT SITS IN FRONT OF EACH DOORWAY.
7	INSTALL SCHLUTER METAL TRIM CORNER PIECE AT ALL INSTANCES WHERE PT-1 MEETS AT A CORNER. BRUSHED STAINLESS FINISH. BASIS OF DESIGN: SCHLUTER-SCON-E
8	ALIGN FACE OF SOLID SURFACE TOP CAP WITH FINISHED FACE OF COLUMN ON THIS SIDE
9	INSTALL MANUAL ROLLER SHADES (RS-1) ON ALL EXTERIOR WINDOWS. SEE FINISH LEGEND FOR SPECIFICATION.

FLOOR FINISH LEGEND

- LVP-1/VCT-1
- LVP/VCT-2
- LVP/VCT-3
- LVP/VCT-4
- PT-1
- CPT-1
- CPT-2
- CPT-3
- CPT-4
- WCPT-1
- CONC (EXISTING)
- CHAIR RAIL: CR-1

CHAMPLIN ARCHITECTURE
217 West 10th Street, Suite 100
Indianapolis, IN 46202
T 317.917.4474
thinkchamplin.com
THINK CREATE REALIZE

MERIDIAN INTERIOR FIT-OUT

1840 North Meridian Street
Indianapolis, Indiana 46202

ISSUANCES

No.	Description	Date
1	BID & PERMIT SET	10/11/2022

Drawn By: BH
Checked By: BW
Client No.: 803
Project No.: 7075

FINISH FLOOR PLANS - LOWER LEVEL & FIRST FLOOR

A910

10/11/2022 4:57:30 PM

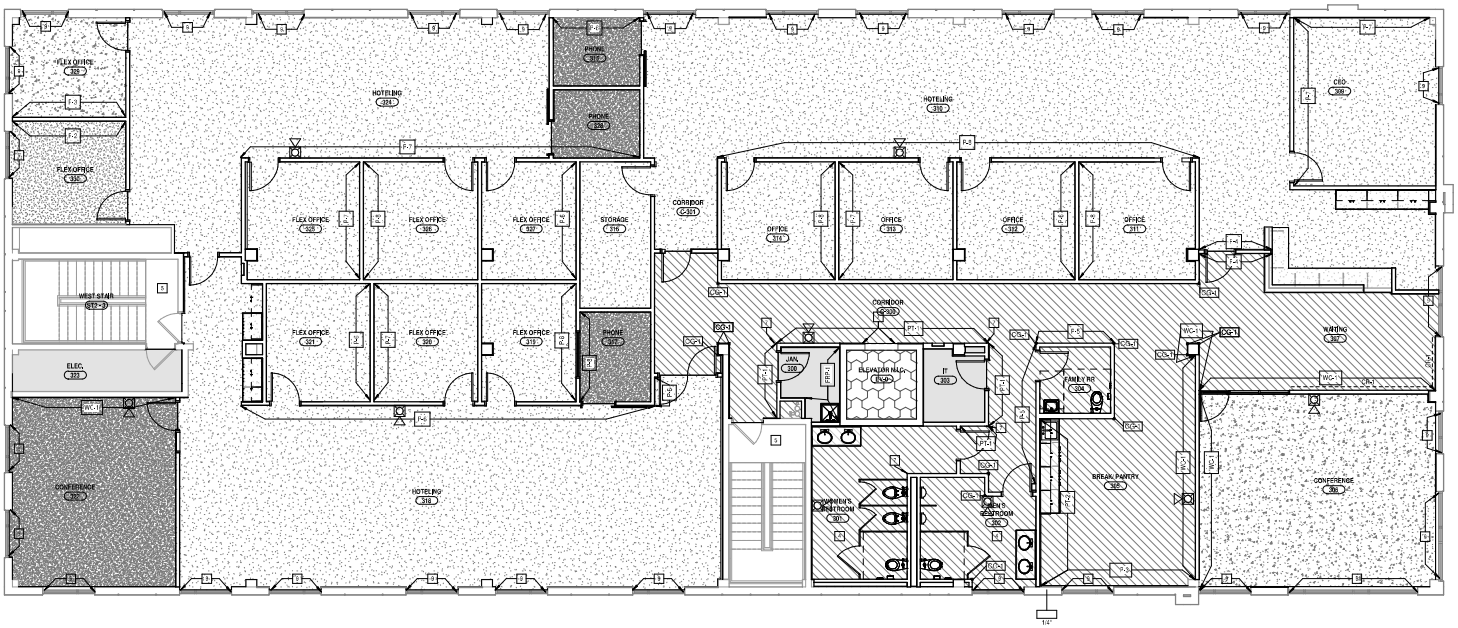

2 A911 FINISH FLOORPLAN - THIRD FLOOR
3/16" = 1'-0"

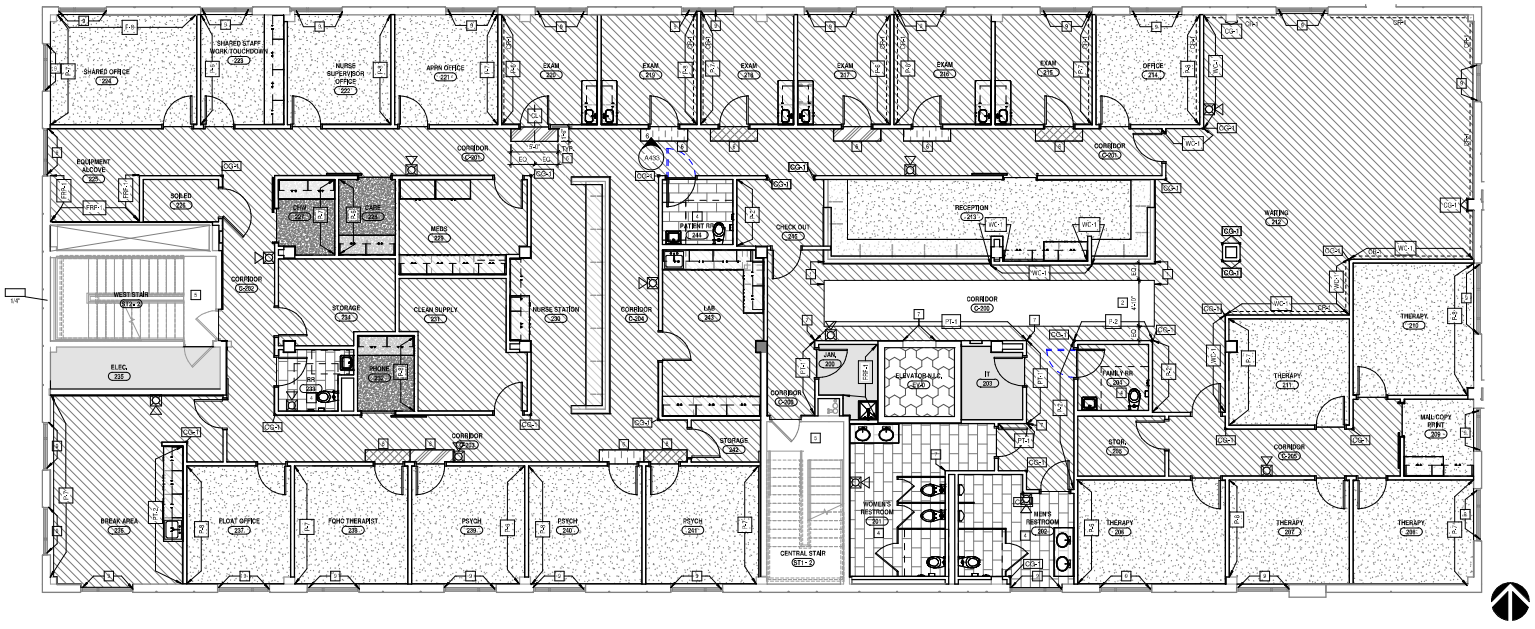

1 A911 FINISH FLOORPLAN - SECOND FLOOR
3/16" = 1'-0"

KEYNOTES - FINISH PLANS

NO.	NOTE
1	ALIGN FINISH WITH FACE OF WALL
2	FLOORING INSTALLATION IN THIS AREA TO BE HERRINGBONE PATTERN MADE FROM A RANDOM COMBINATION OF LVP-2, LVP-3, AND LVP-4. SEE SHEET FOR INSTALLATION DETAILS
3	CONTRACTOR TO USE MT-2 TO COVER THE PAINT COLOR TRANSITION SEAM ON EACH SIDE OF THE CORNER IN THIS LOCATION
4	REFER TO ELEVATIONS FOR WALL FINISH EXTENTS AND EXACT PLACEMENT
5	ALL EXISTING STAIRCASE CONCRETE FLOORS TO BE CLEANED. ALL WALLS TO BE PAINTED P-1. CEILINGS TO BE PAINTED P-10. ALL EXISTING HAND RAILS TO BE PAINTED P-6.
6	REFERENCE THIS ELEVATION IN ORDER TO CORRECTLY PAINT THE WALLS AROUND EACH OF THE EXAM ROOMS. EACH OF THE THREE PAINT COLORS ARE TO MATCH THE OVERALL COLOR OF THE WAYFINDING FLOORING THAT SITS IN FRONT OF EACH DOORWAY.
7	INSTALL SCHLUTER METAL TRIM CORNER PIECE AT ALL INSTANCES WHERE PT-1 MEETS AT A CORNER, BRUSHED STAINLESS FINISH. BASIS OF DESIGN: SCHLUTER-SCON-E
8	ALIGN FACE OF SOLID SURFACE TOP CAP WITH FINISHED FACE OF COLUMN ON THIS SIDE
9	INSTALL MANUAL ROLLER SHADES (RS-1) ON ALL EXTERIOR WINDOWS. SEE FINISH LEGEND FOR SPECIFICATION.

FLOOR FINISH LEGEND

- LVP-1/VCT-1
- LVP/VCT-2
- LVP/VCT-3
- LVP/VCT-4
- PT-1
- CPT-1
- CPT-2
- CPT-3
- CPT-4
- WCPT-1
- CONC (EXISTING)
- CHAIR RAIL: CR-1

CHAMPLIN ARCHITECTURE
217 West 10th Street, Suite 100
Indianapolis, IN 46202
T 317.917.4474
thinkchamplin.com
THINK CREATE REALIZE

Colliers

Skender

ADULT & CHILD HEALTH

MERIDIAN INTERIOR FIT-OUT

1840 North Meridian Street
Indianapolis, Indiana 46202

ISSUANCES

No.	Description	Date
1	BID & PERMIT SET	10/11/2022

Drawn By: BH
Checked By: BW
Client No.: 803
Project No.: 7075

FINISH FLOOR PLANS - SECOND & THIRD FLOORS

A911

10/11/2022 4:57:34 PM