

25 S
HANFORD
STREET

Rare SoDo Warehouse Space

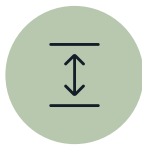
16,321 SF | *Available Now*

25 S Hanford Street, Seattle, WA 98134





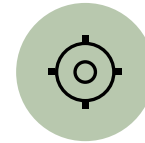
SF: 16,321 SF Total
4,743 SF Office



Clear Height:
15'



Loading Doors:
3 Dock-high



Zoning:
Maritime zoning



Available:
Now



Tenant Signage:
Prominent signage
available



Directly adjacent to
the Port of Seattle




Excellent Truck
maneuvering and parking
with close-in location

FLOOR PLAN



Office Work Area Warehouse





DRIVE TIMES

0.5 miles

Port of Seattle

2 Miles

Downtown Seattle

11 Miles

SeaTac Airport

12 Miles

Downtown Bellevue



25 S HANFORD STREET

Jake Bos

jake.bos@jll.com
+1 206 384 3814

Bailey Hallis

bailey.hallis@jll.com
+1 206 777 5203



Although information has been obtained from sources deemed reliable, JLL does not make any guarantees, warranties or representations, express or implied, as to the completeness or accuracy as to the information contained herein. Any projections, opinions, assumptions or estimates used are for example only. There may be differences between projected and actual results, and those differences may be material. JLL does not accept any liability for any loss or damage suffered by any party resulting from reliance on this information. If the recipient of this information has signed a confidentiality agreement with JLL regarding this matter, this information is subject to the terms of that agreement. ©2024 Jones Lang LaSalle Brokerage, Inc. All rights reserved.