

SOUTH

440

CHURCH



440 SOUTH CHURCH AT A GLANCE

370,000 SF LEED Certified Office Space

Best Parking Ratio in Uptown

16 Stories

Naming Rights and
Signage Opportunities

27,000 SF Efficient Floor Plates

Floor to Ceiling Glass

Amenity Lounge
and Fitness Center

Surrounded by it all - sports,
parks, arts, eat and more

YOU CAN'T
BEAT WHAT
440 HAS
TO OFFER



WATCH THE VIDEO



GETTING HERE COMES NATURALLY

South End →

Walk to Romare Bearden Park



Walk to Truist Field





SOUTH
440
CHURCH

MINT ST

S. GRAHAM ST

E. MLK JR BLVD

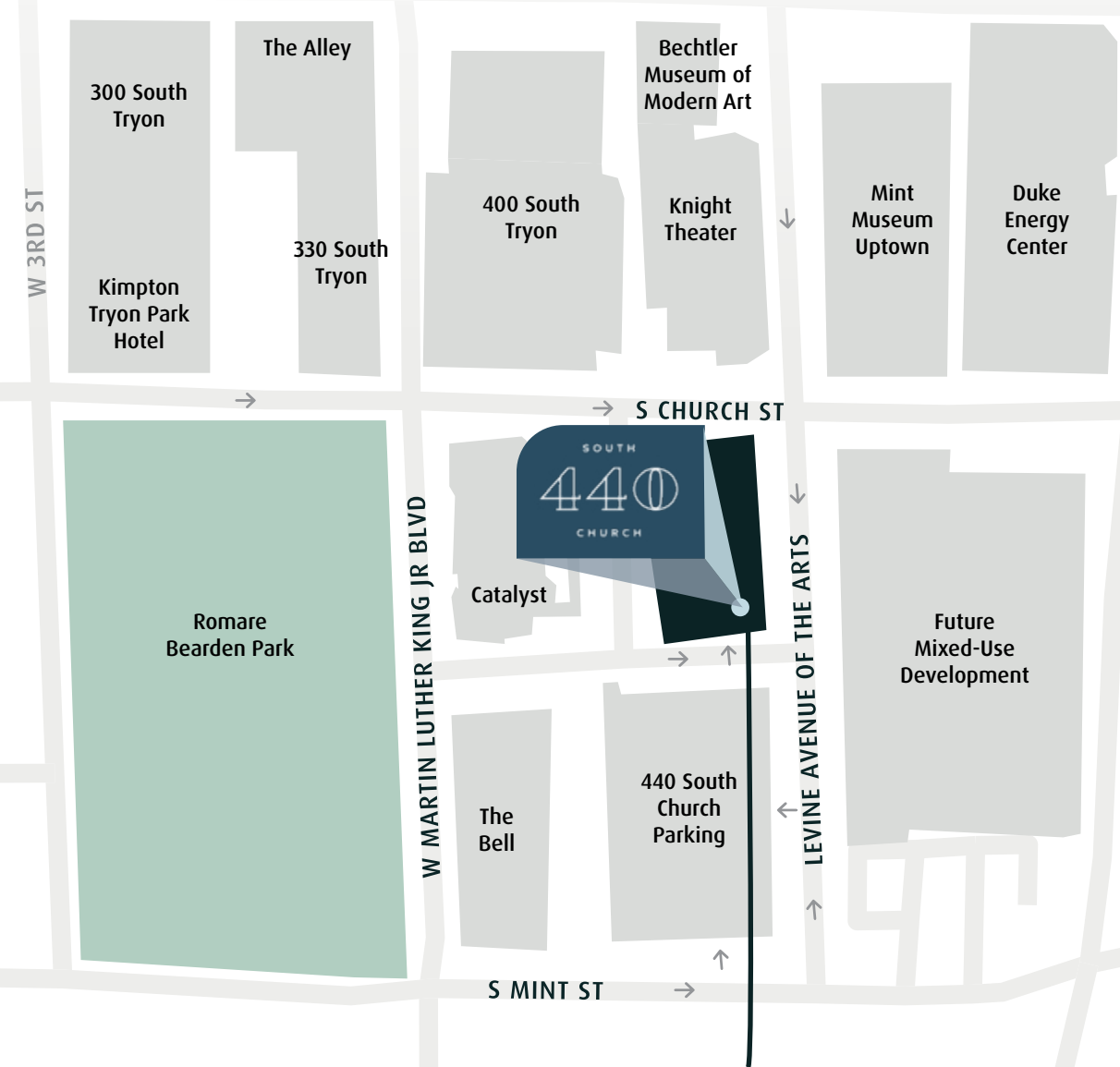


Walk to Panthers and
Charlotte FC Stadium



PERFECTLY SITUATED

Surrounded By Everything You Need



440 South Church

16 stories of inspiring workspaces, walkable amenities and exceptional access from the hottest Charlotte neighborhoods.

Bank of America Stadium

A COMMUTERS DREAM

With The Parking To Match

Best Parking Ratio in Uptown



Ingress/Egress
off Mint St. And Levine
Avenue of the Arts

THE 440 SOUTH CHURCH LIFESTYLE



Work out in
the **fitness
center**



Peloton at
anytime




Grab lunch at
the 2 Restaurants
in your building



Book the
training room
for free



Park **right
next door**



Grab a hot dog
& a beer **at
the game**



Cheer on the
Panthers and
Charlotte FC

Amenities
**IN YOUR
BUILDING**

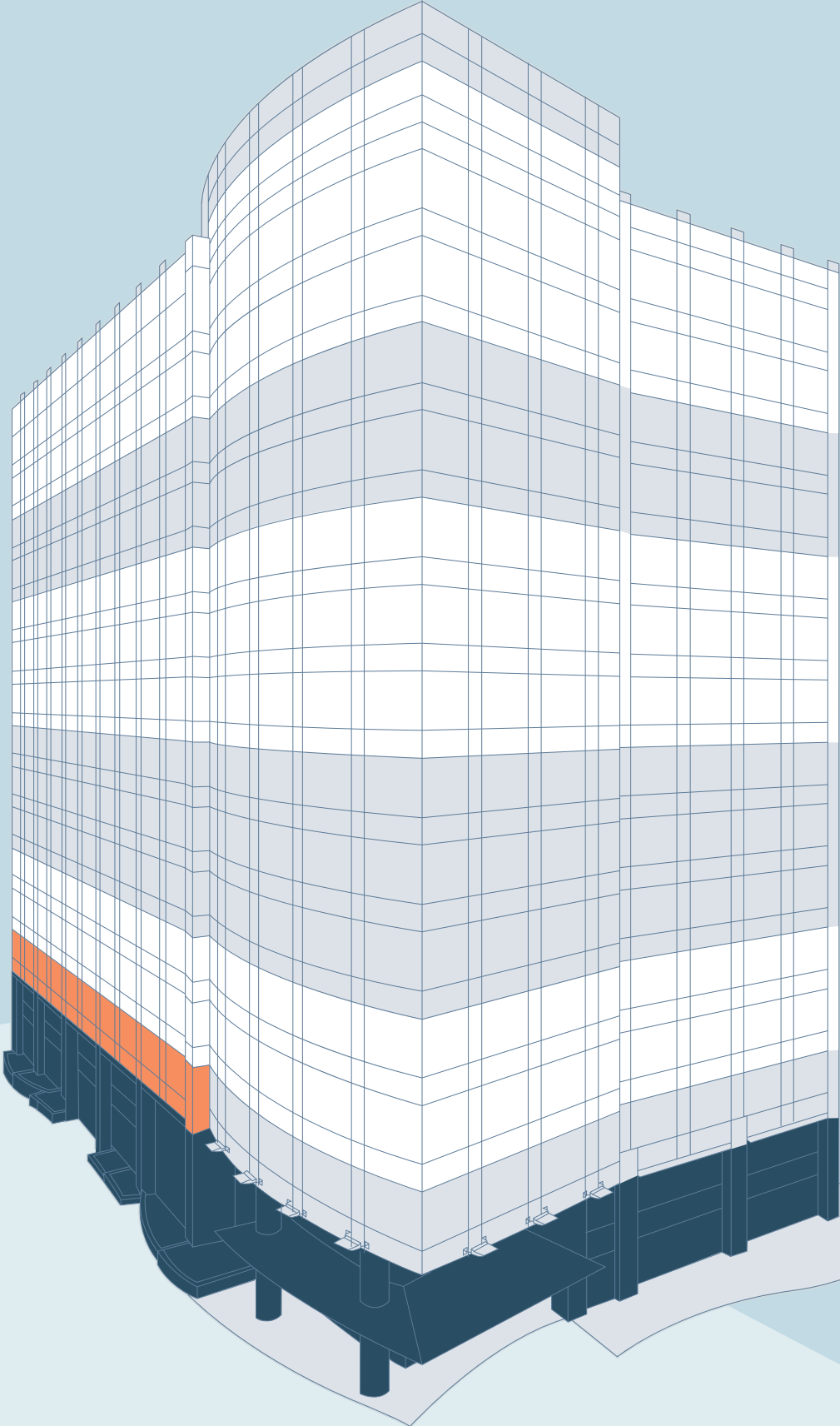


NEW!
Fast-casual
Concept from the
Basil Thai team

Amenities
**ACROSS
THE STREET**



FIND YOUR PERFECT SPACE



16 27,256 rsf available
15 27,256 rsf available
14 27,256 rsf available
+/- 80,000 SF at the top

12
11

RARE FIND
10 20,687 rsf available now
9 27,256 rsf available now
8 5,740 | 10,000 | 26,181 rsf available now

7
6
5

4 27,256 rsf available now with furniture
3 27,132 rsf available

2 Amenity Lounge & Fitness

1 Lobby/Retail

Walk to everything sports, arts, parks

A RARE BRANDING OPPORTUNITY

Within The Skyline



From major Charlotte landmarks



From Bank of America Stadium

COOL SPACE, COOL VIEWS

AS-Built: Office Floor Plate



THE SPACES




**TOP
FLOORS**
Floor 14-16
80,000 SF
Contiguous



**UPPER
FLOORS**
Floor 8-10
Flexible suite
sizes up to
70,000 SF



**SPEC
SUITE**
Floor 8
5,740 SF
[▶ Take the
Virtual Tour](#)



SOUTH
440
CHURCH

Emily Hill
emily.hill@jll.com
757.814.1203

Kennedy Fertitta
kennedy.fertitta@jll.com
704.962.7430

