


For Lease: Building 2

16,080 SF
Available 1/1/2025



8530-A Steele Creek Rd. | Charlotte, NC



STEELE CREEK
COMMERCE PARK

LEASING BY:



OWNED & MANAGED BY:
EASTGROUP
PROPERTIES

Brad Cherry, CCIM, SIOR

JLL

Executive Managing Director

+1 704 927 3013

brad.cherry@jll.com

Spencer Yorke

JLL

Senior Managing Director

+1 704 927 3004

spencer.yorke@jll.com

Rich Grieder

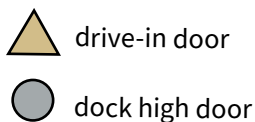
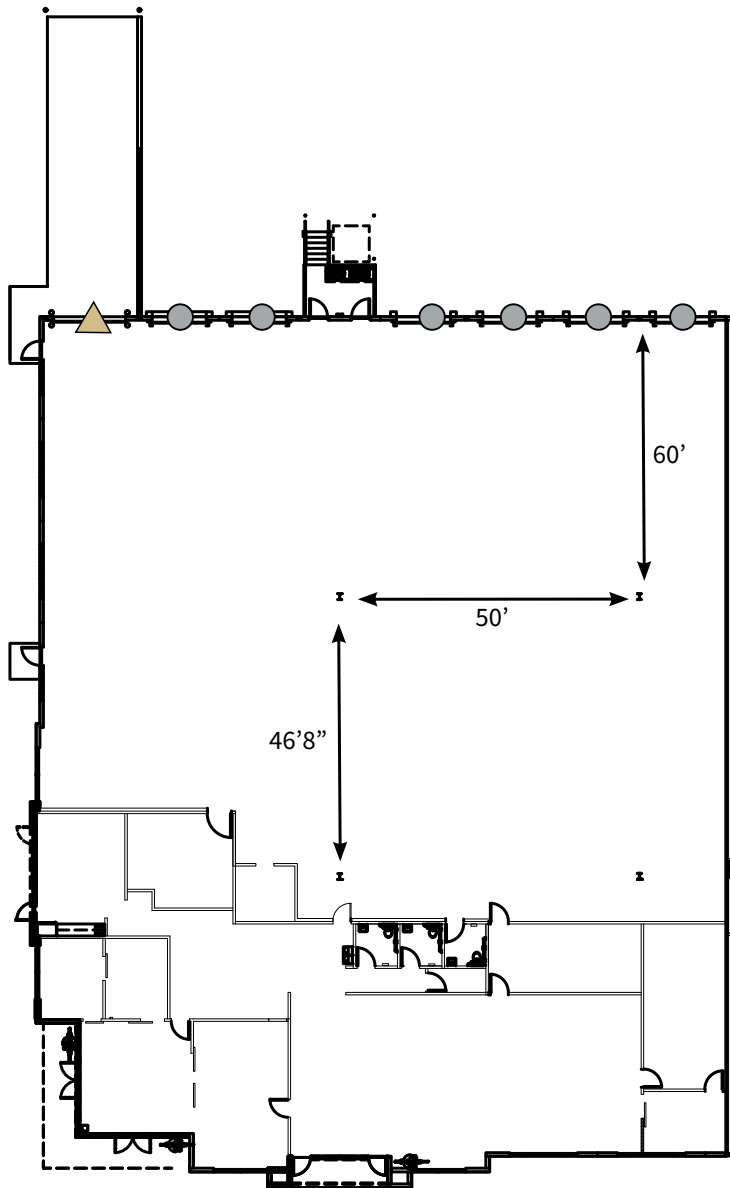
JLL

Senior Vice President

+1 704 804 5783

rich.grieder@jll.com

JLL Charlotte | 650 S Tryon St., Ste. 600 | Charlotte, NC 28202



Building Features

Size (SF):	70,448
Available (SF):	16,080
Construction:	Tilt wall
Zoning:	I-2 (CD)
Sprinkler:	ESFR
Signage:	Building & monument
Year Built:	2014

Warehouse Features

Size (SF):	±11,524
Ceiling Height:	24'
Column Spacing:	50' x 46'8"
Depth:	140'
Loading:	Rear
Dock Doors:	6
Drive in Door:	1

Office Features

Size (SF):	±4,556
------------	--------

Utilities

Sewer/Water:	Char-Meck
Power:	Duke
Gas:	PNG

Availability	1/1/2025
---------------------	-----------------

Interstate Access:

Less than .5 miles to I-485
 ±4 miles to I-77
 ±5 miles to I-85



Brad Cherry, CCIM, SIOR
 JLL
 Executive Managing Director
 +1 704 927 3013
brad.cherry@jll.com

Spencer Yorke
 JLL
 Senior Managing Director
 +1 704 927 3004
spencer.yorke@jll.com

Rich Grieder
 JLL
 Senior Vice President
 +1 704 804 5783
rich.grieder@jll.com

Additional Location Details

