

# 1151 S. Boyle Avenue

LOS ANGELES, CA 90023

## 44,114 SF

FOR LEASE



## Property Features

- 44,114 SF Industrial Building
- 7,000 SF Office (two-story)
- Four (4) Dock High Loading Doors
- One (1) Ground Loading Door
- 30' Clear Height
- ESFR Sprinkler System
- 800 Amps, 227/480, 3 Phase, 4 Wire
- Fully Racked
- Fully Gated and Secured Environment
- 50 Car Parking
- Close proximity to Downtown and the Extensive LA Interstate Freeway System
- Easily Accessible to Metro Access



**Paul Sablock**

Senior Managing Director  
paul.sablock@jll.com  
+1 323 864 3204  
RE License #00783445

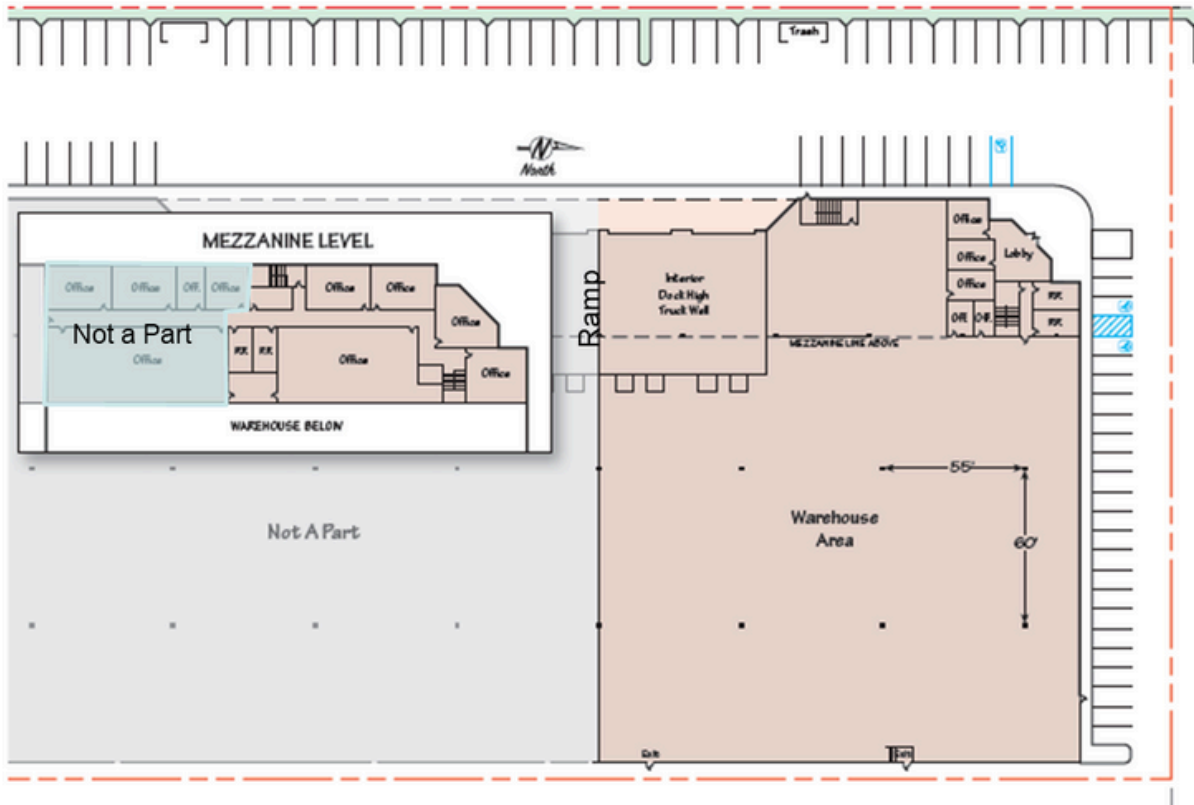
**Nick Sablock**

Vice President  
nick.sablock@jll.com  
+1 562 293 6007  
RE License #02127272

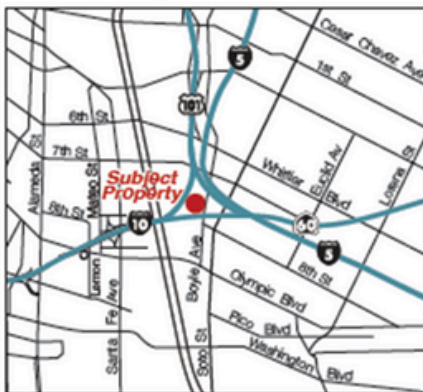
# 1151 S. Boyle Ave, Los Angeles

**44,114 SF**  
FOR LEASE

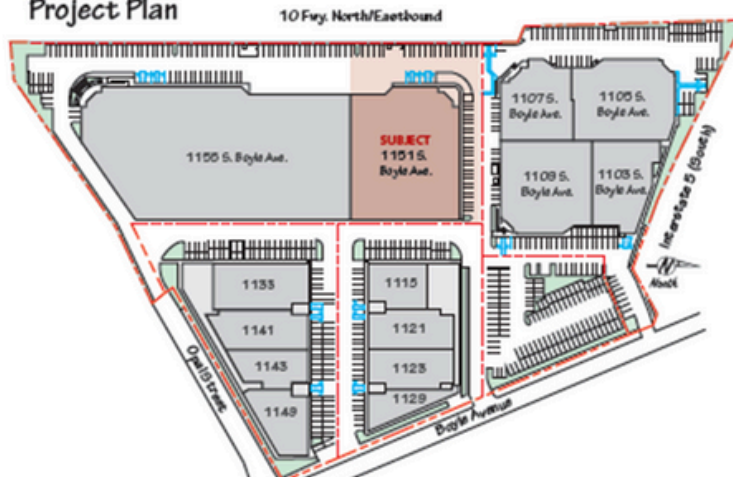
## Site Plan



Location Map



Project Plan



**Paul Sablock**

Senior Managing Director  
paul.sablock@jll.com  
+1 323 864 3204  
RE License #00783445

**Nick Sablock**

Vice President  
nick.sablock@jll.com  
+1 562 293 6007  
RE License #02127272