

# Portside Commerce Center

1411 HARBOUR WAY S, RICHMOND, CA

Property Highlights

**202,371 SF**  
AVAILABLE

**45 total**  
DOCK & GRADE DOORS

**6,775 SF**  
OFFICE AREA

**15.97 AC Site**  
PROJECT SIZE

**12.5kVA available**  
**in building**  
THREE - 4,000 AMP  
SWITCHBOARDS

**Dedicated deep**  
**water port access**  
SPEC #6

**UNDER CONSTRUCTION,**  
**DELIVERING Q2 2025**

**Unique 202,371 SF**  
**industrial development**  
**with maritime access on**  
**the Port of Richmond**





# Building Specifications

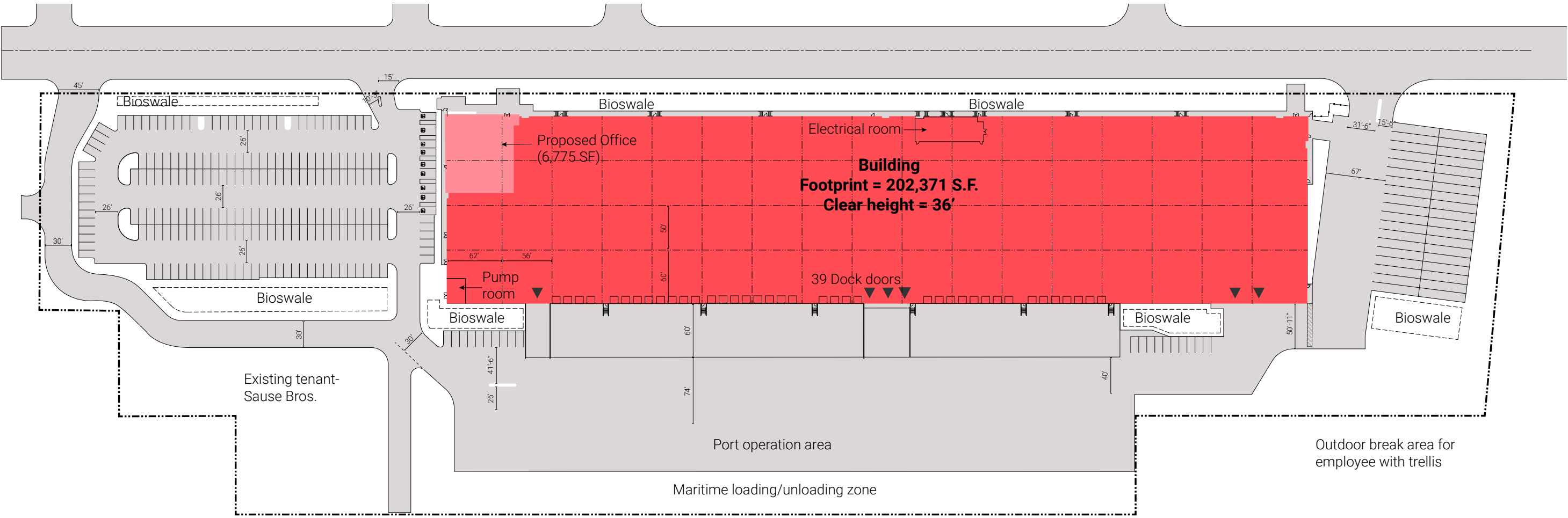
## Building

202,371 SF  
TOTAL

6,775 SF  
OFFICE

LEED Gold  
Seeking certification

Under Construction  
Q2 2025  
Delivery Date



Proposed office Warehouse Grade level door

## Site Area

Project	15.97 AC
Construction Type	Concrete tilt-up
Clear Height	36' clear
Dimensions	210 ft. deep x 964 ft. length
Grade Level Doors	6

Sprinklers	ESFR Fire Suppression
Column Spacing	56' X 50' (typical)
Dock Doors	39 each - 9'x10'
Truck Court	185' (including trailer parking)
Zoning Ordinance for City	Industrial, Water-Related

## Trailer & Auto Parking

Auto	232 stalls (12 EV charging stalls)
Trailer	37 stalls (10' X 55' spaces)



Dedicated deep water port access



1,000+ ft dock capable of docking 2 Handymax vessels on site



Existing depth is 31 ft but can be dredged up to 37 ft



Rail access is possible - BNSF/UPSP



12.5kVA available in building (Three-4,000 Amp switchboards)



Adjacent ferry terminal access





Key Location for  
Transportation

Port of Richmond	On-site
I - 580	0.6 mi
I - 80	3 mi
Port of Oakland	13 mi
Port of San Francisco	17 mi
Oakland Airport	21 mi
San Francisco Airport	28 mi
Port of Redwood City	44 mi
San Jose Airport	54 mi

Easy Access to  
the Bay Area

Marin County	8 mi
Oakland	12 mi
San Francisco	19 mi
Vallejo	21 mi
San Mateo	38 mi
San Jose	53 mi
Sacramento	77 mi

**Portside Commerce Center** benefits from a central location in the Bay Area – from Portside Commerce Center, occupiers have access to the high-earning populations of Marin, Alameda and Contra Costa County. These populations have demonstrated a propensity for E-commerce and are an attractive consumer base for occupiers.





# Access to Consumers and Cost Savings

### Operational Cost Savings

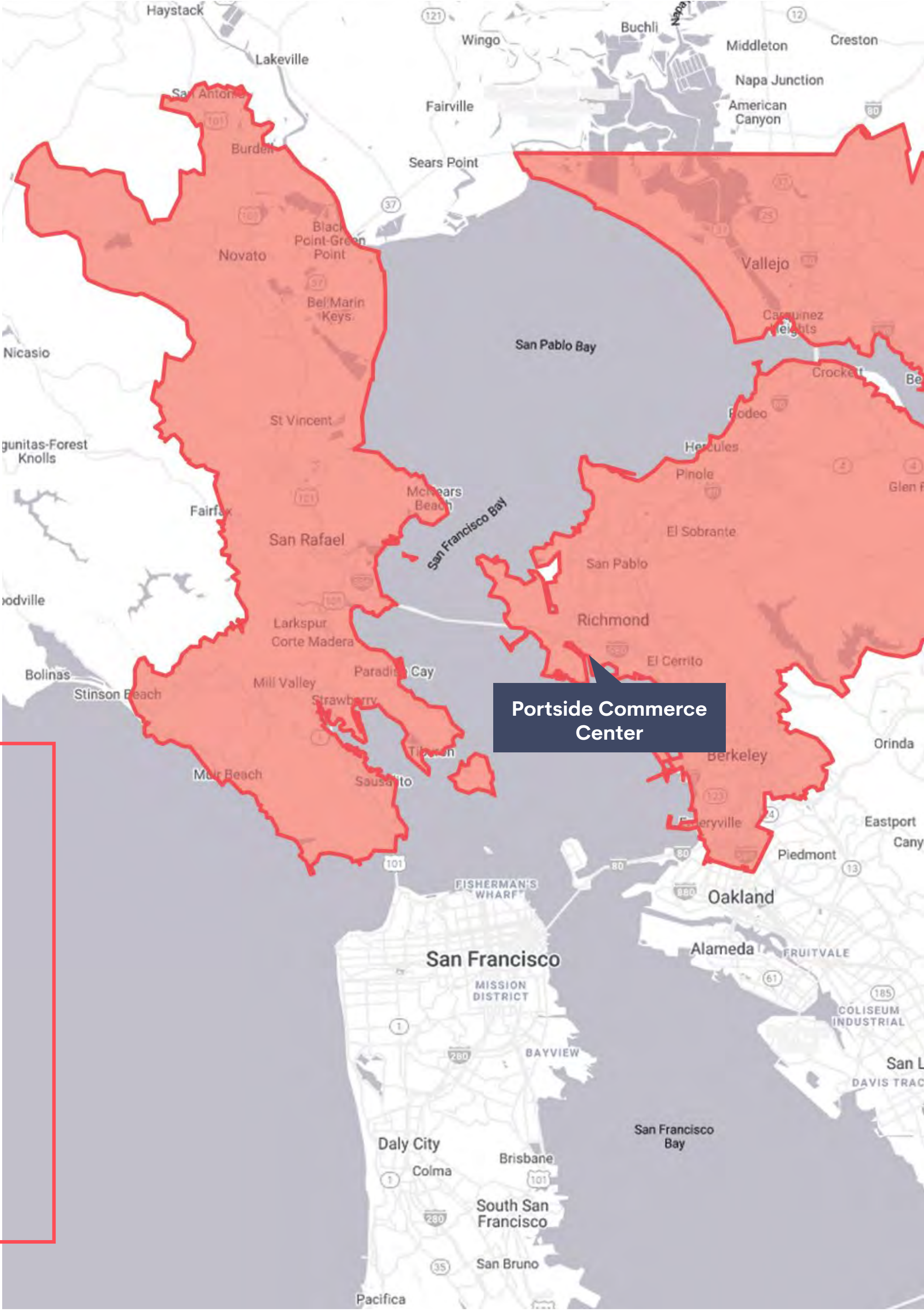
Portside Commerce Center can save you \$1.5M to service the consumers outlined below compared to a warehouse in the Port of Oakland and \$4.8M compared to a warehouse in San Leandro.\*

\*Operational cost savings assumes 250 sprinter van trips daily

	Portside CC	Port of Oakland	San Leandro
Annual total operating cost	\$4.2M	\$5.7M	\$9.0M

### Consumer Trends and Key Indicators

892,060 Population	331,138 Households	\$112,660 Median Household Income
0.12% 2024-2029 Annual Population Growth Rate	\$957,108 Median Home Value	
51.19% Spent \$500+ on online orders in the last 6 months	88.64% Ordered any item online in the past 6 months	\$93,887 Median Disposable Income





## WHO WE ARE

# More than a landlord. A partner.

As an operator of logistics properties on five continents, we have an unmatched perspective on what sits at the crossroads of innovation and distribution. It's this insight that gives us the ability to deliver time and again hubs of commerce that connect people and goods sustainably and efficiently.



### Tailored to your needs

No matter your requirements, we build to the highest standards, delivering novel, efficiency-focused solutions



### The Brookfield advantage

Our Brookfield global network offers a wealth of advantages – from investments in emerging technologies to sustainable solutions and infrastructure synergies.



### Making sustainability a reality

Sustainability isn't just a buzzword. It's a commitment to be carbon neutral by 2050 advanced by a breadth of initiatives including LEED-certified design, solar-ready roofs, and low carbon building materials.



### Culture of innovation

We foster a culture of innovation to identify and implement technologies that continuously improve our facilities – with a focus on efficiency and safety.

56M+


square feet of logistics space

400+

warehouse, distribution and cold storage properties

89M+


square foot development pipeline





# Portside Commerce Center

1411 HARBOUR WAY S | RICHMOND, CA



## Leasing Contacts

### Jason Ovadia

Executive Managing Director  
+1 510 285 5360  
jason.ovadia@jll.com  
License # 01742912

### Greg Matter

Executive Managing Director  
+1 650 480 2220  
greg.matter@jll.com  
License # 01380731

### Mike Murray

Executive Vice President  
+1 510 285 5361  
mike.murray@jll.com  
License # 01758816

### Ada Wong

Executive Vice President  
+1 510 378 0388  
aday.wong@jll.com  
License # 02024607



## Brookfield Properties

### Michelle Sindhunirmala

310 765 3232

michelle.sindhunirmala@brookfieldproperties.com

### Joonas Partanen

310 765 3214

joonas.partanen@brookfieldproperties.com

© 2025 Jones Lang LaSalle IP, Inc. All rights reserved. All information contained herein is from sources deemed reliable; however, no representation or warranty is made to the accuracy thereof. Jones Lang LaSalle Brokerage, Inc. Real Estate License #: 01856260

