



# For lease

55,055 SF Available on 18.79 Acres

0 Pittsburgh Drive  
Delaware, Ohio 43015





## Property highlights

⊘ **100%** 15 year tax abatement

↕ **Phase 1** - 5,000-50,055 square foot available

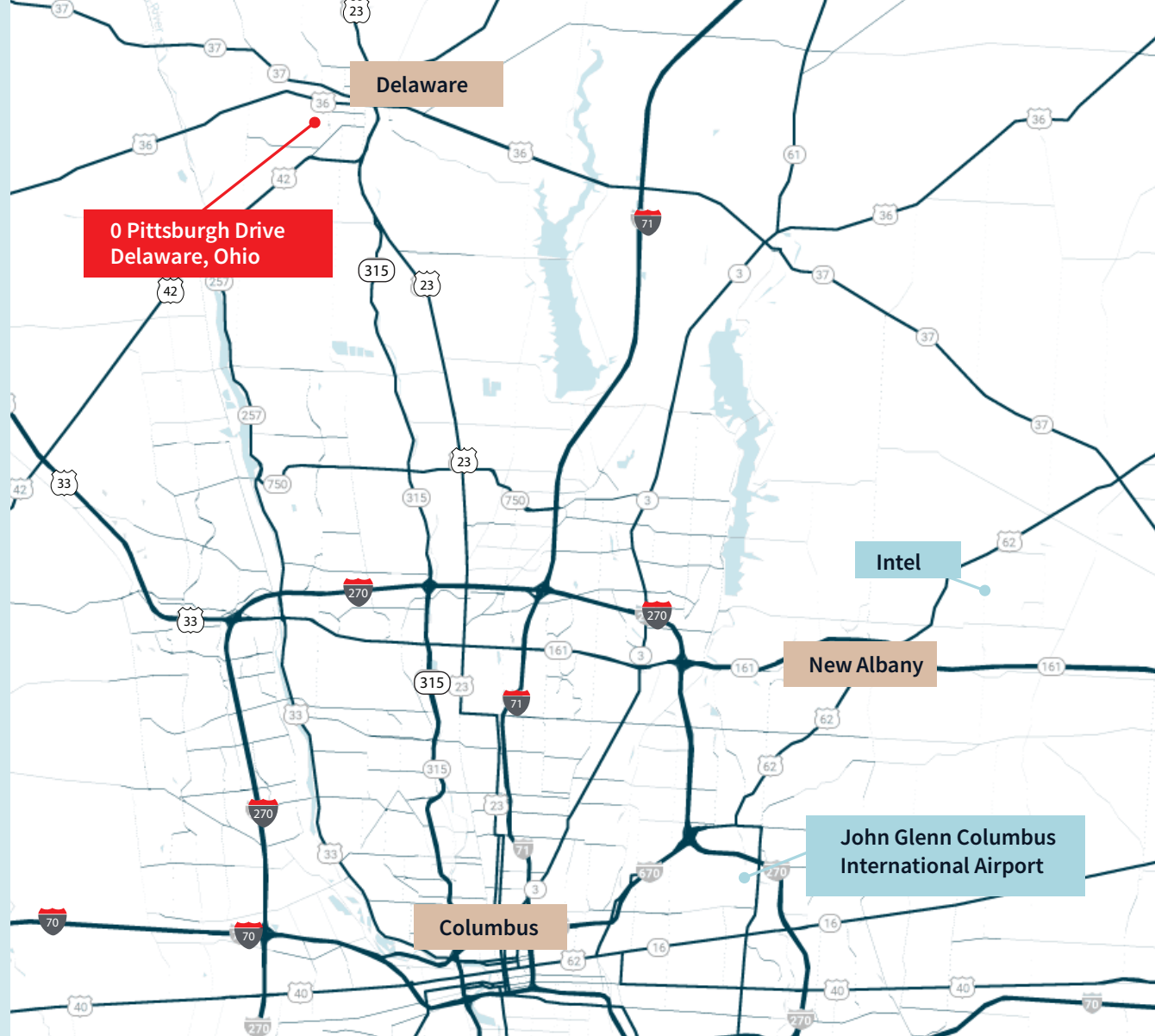
✱ Available for sale or BTS; adjacent **± 12.79 acres** of land available



## 16746 Pittsburgh Drive / Delaware

### Market access

- US 36 - 1.0 mile
- US 42 - 1.5 miles
- US 23 - 3.5 miles
- I71 - 12 miles
- Delaware, Ohio - 3 miles
- Columbus, Ohio - 28 miles
- Intel, New Albany, Ohio - 30 miles
- Port Columbus International Airport - 44 miles



Adjacent to the **Delaware Municipal Airport** - one of the few 5,800 ft. runways in Ohio



Located within one of the **fastest growing** cities in the U.S.



Site plan



Building s.f.	55,055 s.f.	Roof	0.45 TPO	Floor	6" unreinforced	Lighting	LED
Available s.f.	5,000 - 55,000 s.f.	Building Dimensions	110'x500'	Dock Doors	5	Column Spacing	55' x 45'6"
		Drive-in Doors	6				
Office	BTS	Parking	98	Water	City of Delaware	Year Built	2025
Land	18.79 acres	Truck Court	120'	Sewer	City of Delaware		
Zoning	M-2	Ceiling Height	22'-24' clear	Electric	2,000 AMPS		

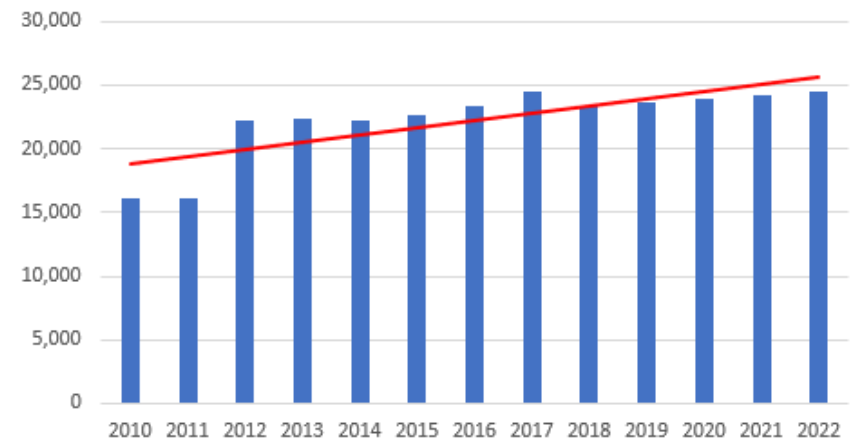
## Top Employers




- Kroger Company Grocery and Distribution 2,496
- Ohio Wesleyan University 1,571
- Delaware County Government 1,114
- OhioHealth Health Care 1,022
- Delaware City Schools 996
- Advance Stores Co. Automotive Parts Distribution 663
- Willow Brook Assisted Living Facility 466
- City of Delaware Local Government 404
- PPG Industries 396
- Jeg's High Performance Automotive Parts Distribution 354
- OhioHealth Medical Office 275
- Domtar Disposable Diaper Manufacturing 254
- Vertiv High Voltage UPS Systems 254
- Midwest Acoust-A-Fiber Manufacturing 209
- International Paper Manufacturer 189
- Liberty Castings 18



Delaware Job Growth



The City of Delaware has seen 53% job growth since 2010.



## **JLL**

### **Joe Davis**

joseph.davis@jll.com

+1 (614) 460 4425

### **Josh Weithman**

josh.weithman@jll.com

+1 (614) 460 4410

### **Matthew Collins**

matthew.collins@jll.com

+1 (740) 815 7986

Although information has been obtained from sources deemed reliable, neither Owner nor JLL makes any guarantees, warranties or representations, express or implied, as to the completeness or accuracy as to the information contained herein. Any projections, opinions, assumptions or estimates used are for example only. There may be differences between projected and actual results, and those differences may be material. The Property may be withdrawn without notice. Neither Owner nor JLL accepts any liability for any loss or damage suffered by any party resulting from reliance on this information. If the recipient of this information has signed a confidentiality agreement regarding this matter, this information is subject to the terms of that agreement. © 2023 Jones Lang LaSalle IP, Inc. All rights reserved.