

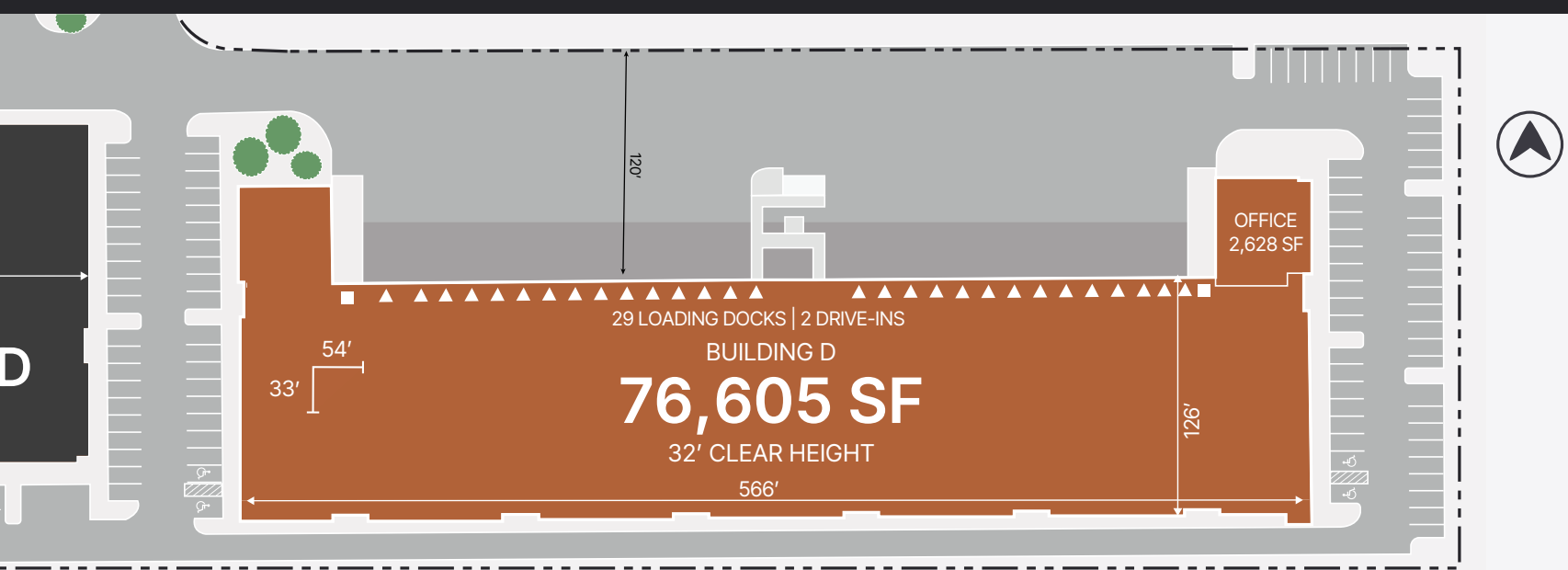
DEVELOPMENT

8110

PALMETTO 74

±76,605 SF

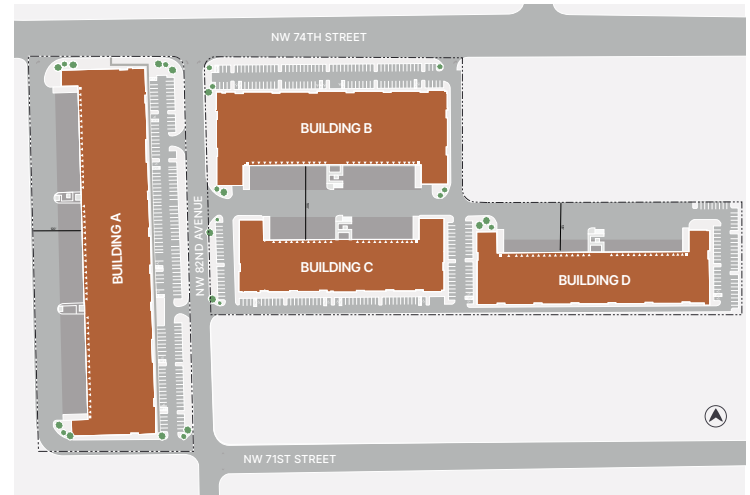
BUILDING D



BUILDING D SPECIFICATIONS

8110 NW 74TH Street, Medley, FL

Available SF	±76,605
Office Total SF	±2,628
Building Dimensions	566' X 126'
Speed Bay	60'
Clear Height	32'
Column Spacing	33' X 54'
Dock Doors	29
Drive-Ins	2
Loading Format	Front-load
Truck Court Depth	120' (Non-shared)
Car Spaces	72
Power	3-phase, 480V



STRATEGICALLY LOCATED

This location in East Medley, immediately off the Palmetto Expressway (SR826) exit at NW 74th Street, is ideal for port and airport users, distribution, and e-commerce due to its proximity to dense population centers and accessibility via major highways and thoroughfares.

LOCAL ACCESS

SR 826

1 mile

US 27

1.7 miles

MIAMI INTERNATIONAL AIRPORT

3.8 miles

FLORIDA'S TURNPIKE

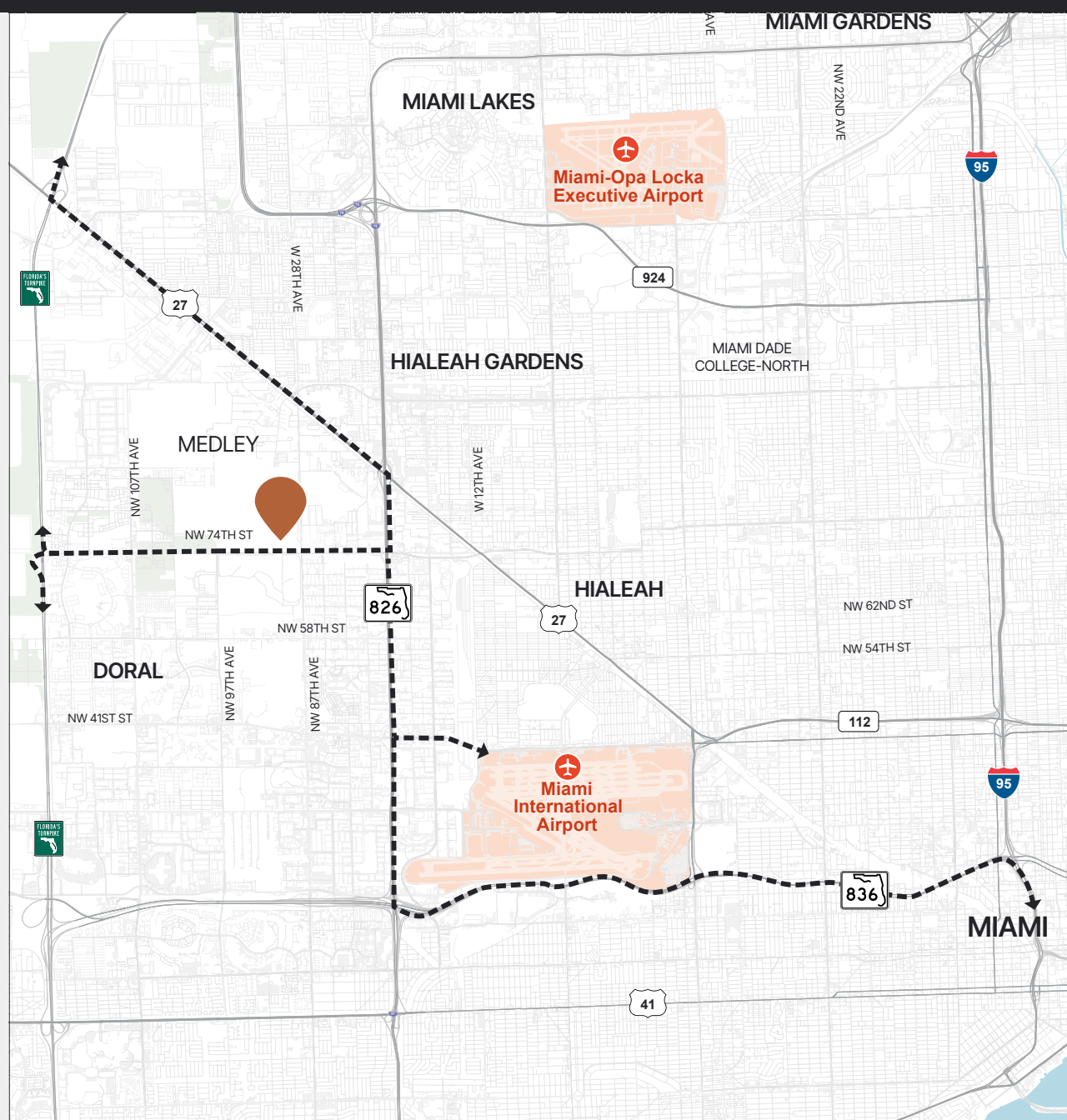
4 miles

I-95

12.5 miles

MIAMI CBD

13.5 miles



AMENITIES NEARBY

RESTAURANTS

1. Baires Grill
2. Bombay Darbar
3. Barra Vieja
4. Bulla Gastrobar
5. Crema Gourmet
6. Gusto RistoBar
7. Las Vegas Cuban Cuisine (2)
8. Mister O1 Extraordinary Pizza
9. Negroni
10. Pisco y Nazca Ceviche Gastrobar
11. Pura Vida
12. Robeks Fresh Juices & Smoothies
13. Spiked Rich Nitrogen Ice Cream
14. Sports Grill
15. The Doral Yard
16. Sweet Paris Crêperie & Café

SERVICES

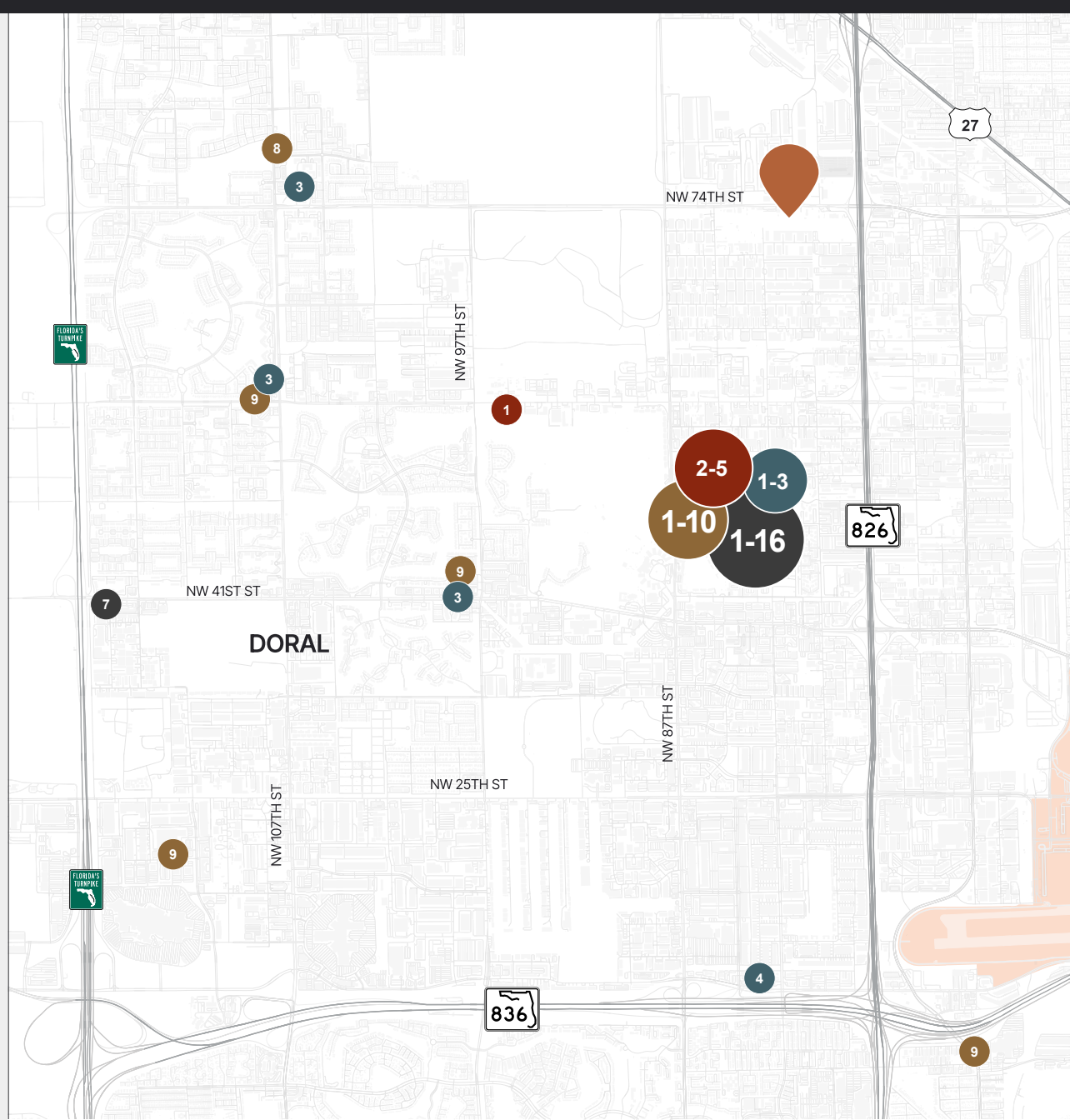
1. AT&T Store
2. First American Bank
3. Fortune International Realty
4. Hand & Stone Massage and Facial Spa
5. MD Public Library
6. OXXO Care Cleaners
7. Tabacon Cigars and Spirits
8. The Spot Barbershop (2)
9. The UPS Store (5)
10. Woof Gang Bakery & Grooming



SHOPS

1. Doral Orchids Florals & Events
2. SoleFly
3. Publix Super Market (4)
4. Mega Wine & Spirits

WELLNESS

1. Baptist Health Hospital
2. Sage Dental of Downtown Doral
3. Muse Beauty Salon
4. South Miami OB-GYN Associates
5. SWEAT440 Fitness Doral





DEMOGRAPHICS

Within 5 miles radius

Source: JLL Research

2024 Total Population

415,426

2024 Total Business

40,632

Median Age (1-5 Mile Radius)

44.1

Median Household Income

\$67,075

REGIONAL ACCESS

PORT MIAMI

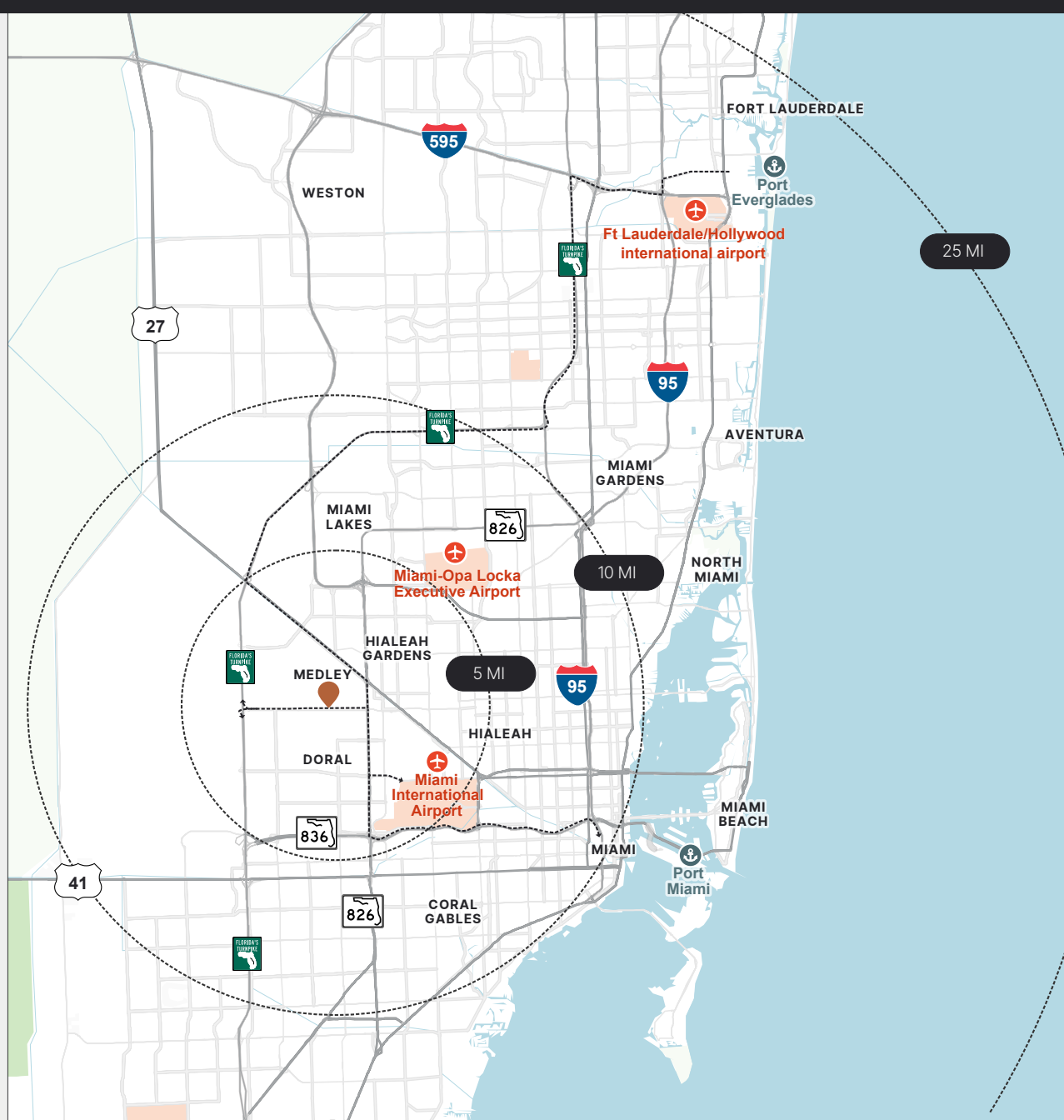
14 miles


FT LAUDERDALE / HOLLYWOOD INTERNATIONAL AIRPORT

39 miles

PORT EVERGLADES

39 miles





PALMETTO 74 offers brand new warehouse space from $\pm 34,900$ – $\pm 150,171$ SF. The park features four Class A+ buildings ranging in size and depth for maximum flexibility to accommodate the most stringent demands of today's Logistics and Supply Chain users. With a loading ratio of four dock doors per bay and 32' to 36' clear ceiling heights, the project is designed to maximize cubic storage while reducing overall costs.

This location in East Medley, immediately off the Palmetto Expressway (SR826) exit at NW 74th Street, is ideal for port and airport users, distribution, and e-commerce due to its proximity to dense population centers and accessibility via major highways and thoroughfares.

CONTACT INFORMATION



8110 NW 74TH Street
Medley, FL

Ana Rivera

ana.rivera@jll.com
(305) 778-7652

Audley Bosch

audley.bosch@jll.com
(305) 960-8404

Brian Smith

smith.brian@jll.com
(305) 960-8403

Matt Maciag

matt.maciag@jll.com
(305) 960-8409



This is not an offer or acceptance of an offer to lease space. A lease will only be offered or made in a written agreement signed by landlord.
No representation or warranty of any kind is made by landlord unless set forth in a written definitive lease executed by the landlord.