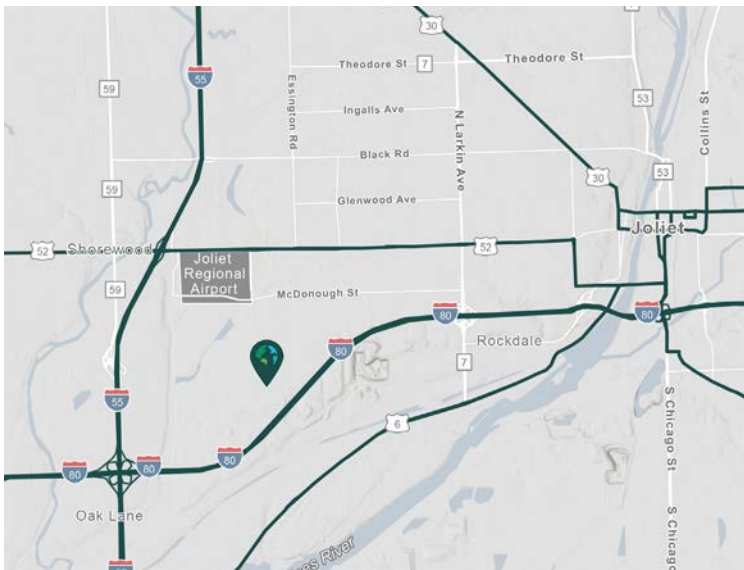


# 408,932 SF

3501 Corporate Drive  
Joliet, IL 60431

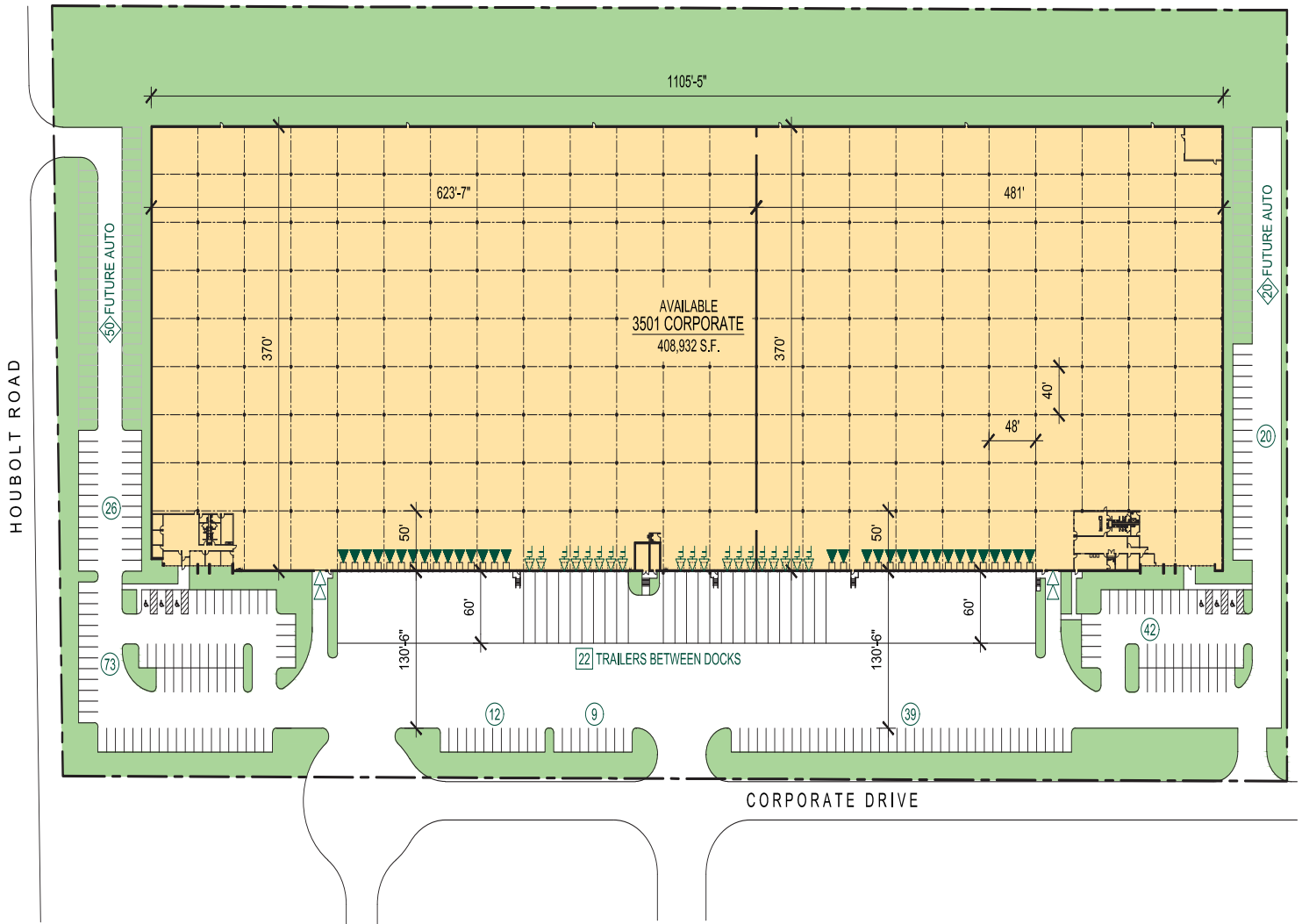


- Less than 1 mile to 4-way interchange to I-80
- 2 miles to I-55
- 6 miles to Union Pacific Joliet intermodal terminal

## Property Features

Available Space	408,932 SF
Office SF	3,669 SF west office 3,646 SF east office
Clear Height	32'
Column Spacing	48' x 40' 50' speed bays (typical)
Dock Doors	32 (Expandable to 51)
Drive-in Doors	2
Trailer Parking Spaces	22
Car Parking Spaces	221 (Expandable to 291)
Sprinkler	ESFR

Unlock the full potential of your warehouse with one strategic, single-source partner.



JLL  
Dominic Carbonari  
dominic.carbonari@jll.com  
ph +1 630 248 9354


JLL  
Kate Coxworth  
kate.coxworth@jll.com  
ph +1 312 450 5655

JLL  
Tara Torbik  
tara.torbik@jll.com  
ph +1 630 234 2868

Prologis  
Maggie Tullier  
mtullier@prologis.com  
ph +1 847 292 3943  
prologis.com



Unlock the full potential of your warehouse with one strategic, single-source partner.



- Racking is in-place and available for purchase
- 4,792 full bays with 4' x 8'3" standard bays



JLL  
Dominic Carbonari  
dominic.carbonari@jll.com  
ph +1 630 248 9354

JLL  
Kate Coxworth  
kate.coxworth@jll.com  
ph +1 312 450 5655

JLL  
Tara Torbik  
tara.torbik@jll.com  
ph +1 630 234 2868

Prologis  
Maggie Tullier  
mtullier@prologis.com  
ph +1 847 292 3943  
prologis.com