



FOR LEASE
COUNTY LINE
LOGISTICS CENTER

Plant City, FL 33566

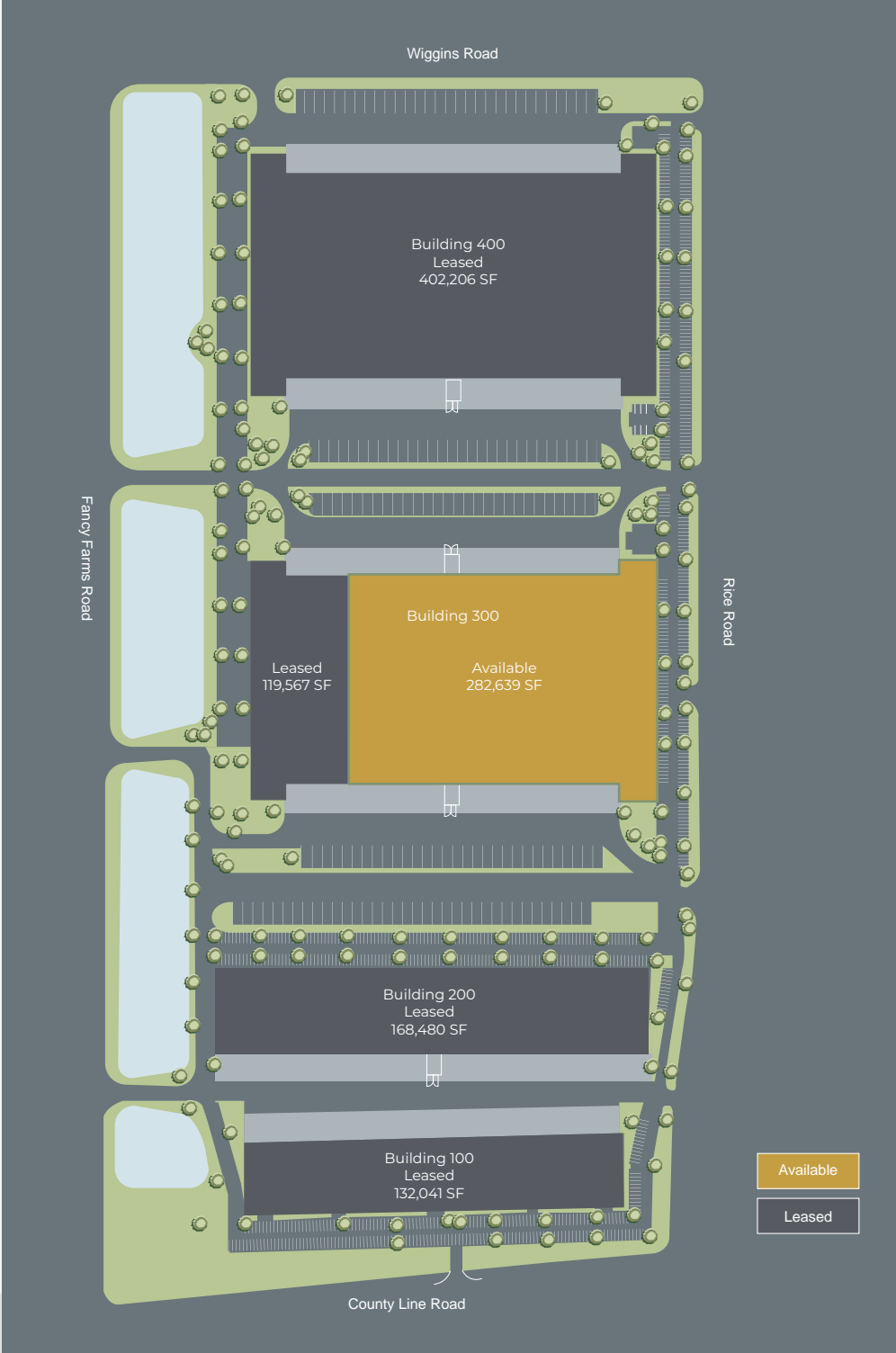
nuveen
REAL ESTATE



Jones Lang LaSalle Brokerage Inc., a licensed real estate broker

PROPERTY HIGHLIGHTS

- Class A warehouse space
- 1.1M+ SF. overall building project
- Corporate park setting
- On-site trailer storage
- Tilt-wall construction
- Rear-load and cross-dock configurations available
- Dock-high and grade-level loading
- Conveniently located on County Line Road, just south of I-4

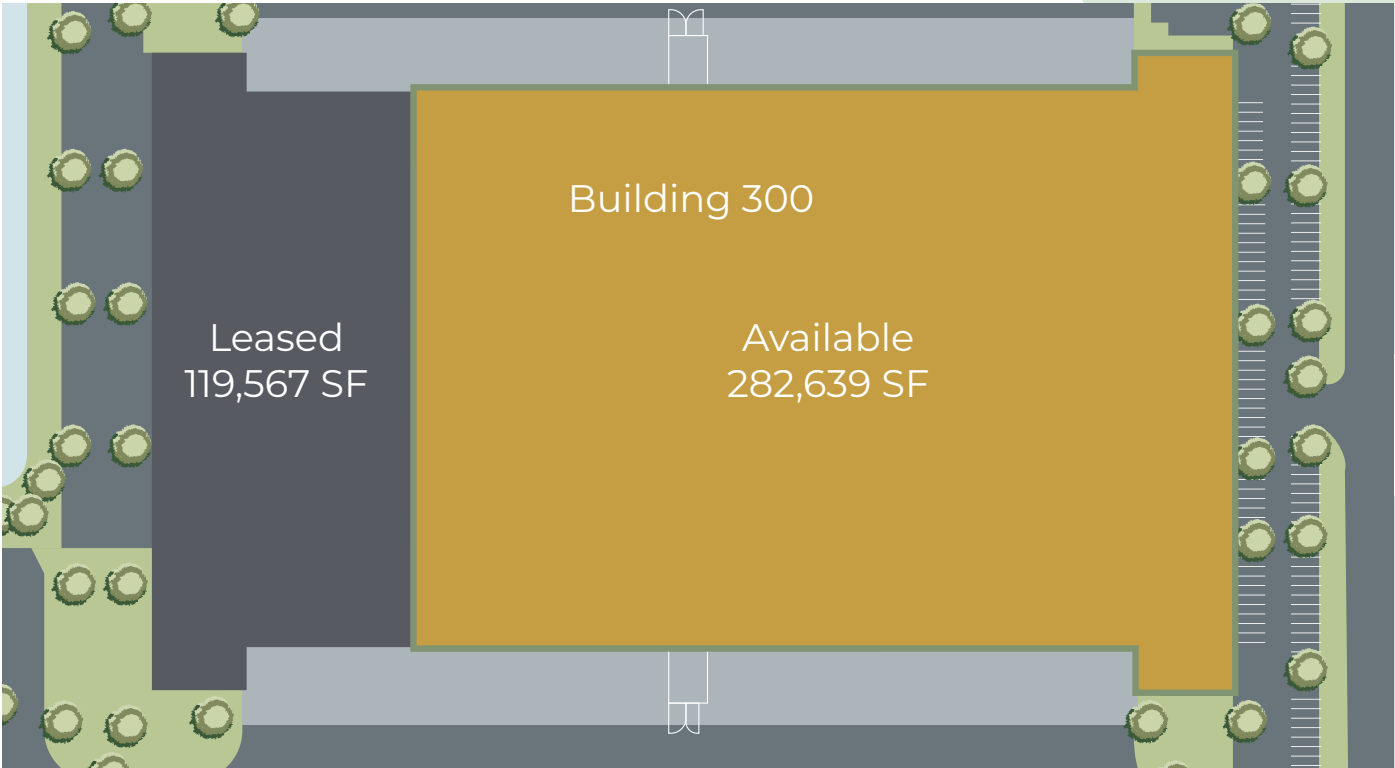


AVAILABILITY HIGHLIGHTS:

Space Available:	282,639 SF
Total Building Size:	402,206 SF
Building Dimensions:	448' x 872"
Clear Height:	36'
Truck Court:	185' (shared)
Car Parking:	123
Column Spacing:	52'w x 40'd with 60' staging bay
Off Dock Trailer Positions:	75

Loading:	Seventy (70) - 9' x 10' dock-high doors Two (2) - 12'w x 14'h grade-level door Forty (40) dock levelers and trailer shelters Five (5) forklift electrical charging stations
Electric:	2000 amp electrical service
Sprinkler System:	ESFR sprinkler system
Available:	March 1, 2026

Building 300
3602 Fancy Farm Road, Plant City, FL



DISTANCE TO:

- **I-4** – 2.8 miles/6 minutes
- **Tampa** – 30 miles/30 minutes
- **Orlando** – 60 miles/60 minutes



Plant City

County Line Road

**Lakeland Linder
Regional Airport**


Polk Parkway

Bartow Road

Lakeland

Saddle Creek Road

Memorial Blvd



DEMOGRAPHICS

	1 hour	2 hours	4 hours
Total Population	3,192,691	9,683,874	19,462,345
Total Households	1,247,468	3,926,346	7,874,893
Median Household Income	\$79,059	\$77,831	\$77,929
Businesses	118,062	368,725	809,640
Employees	1,311,162	3,691,781	7,614,796

For more information, please contact:

John Dunphy, SIOR, CCIM
Executive Managing Director
johnc.dunphy@jll.com
+1 813 387 1312

Matt Sullivan, SIOR, CCIM
Executive Managing Director
matt.sullivan@jll.com
+1 407 930 1802

Olivia Brock
Associate
olivia.brock@jll.com
+1 813 387 1320

nuveen
REAL ESTATE

Although information has been obtained from sources deemed reliable, neither Owner nor JLL makes any guarantees, warranties or representations, express or implied, as to the completeness or accuracy as to the information contained herein. Any projections, opinions, assumptions or estimates used are for example only. There may be differences between projected and actual results, and those differences may be material. The Property may be withdrawn without notice. Neither Owner nor JLL accepts any liability for any loss or damage suffered by any party resulting from reliance on this information. If the recipient of this information has signed a confidentiality agreement regarding this matter, this information is subject to the terms of that agreement. ©2024, Jones Lang LaSalle IP, Inc. All rights reserved.

