

# BRIDGE POINT PORT ELIZABETH

Kapkowski Road, Elizabeth, NJ

[bridgepointportelizabeth.com](http://bridgepointportelizabeth.com)

**JLL BRIDGE**



## FOUR BUILDING LEASING OPPORTUNITY

### PORT/AIRPORT LOCATION

#### HIGHLIGHTS

- New construction; Modern state-of-the-art Class A industrial facility
- Located within a half mile of port and less than 1 mile from Newark Liberty International Airport
- Close proximity to Exit 13A of NJ Turnpike/I-95

#### New Construction Available

TOTAL AVAILABLE SPACE

**159,104 SF**

**80,800 SF**

**51,542 SF**

**26,762 SF**

May Divide

#### CHRIS HILE

[chris.hile@jll.com](mailto:chris.hile@jll.com)  
+1 201 304 3427

#### GARY POLITI

[gary.politi@jll.com](mailto:gary.politi@jll.com)  
+1 908 391 9059

#### DOUGLAS RODENSTEIN

[douglas.rodenstein@jll.com](mailto:douglas.rodenstein@jll.com)  
+1 617 893 0202



#### JONES LANG LASALLE BROKERAGE, INC.

A licensed real estate broker | One Meadowlands Plaza, Suite 804, East Rutherford, NJ 07073 | +1 201 528 4400

# OVERALL SITE PLAN



## 159,104 TOTAL SF AVAILABLE

Clear height 32' | ESFR wet sprinkler system

### 575 KAPKOWSKI ROAD:

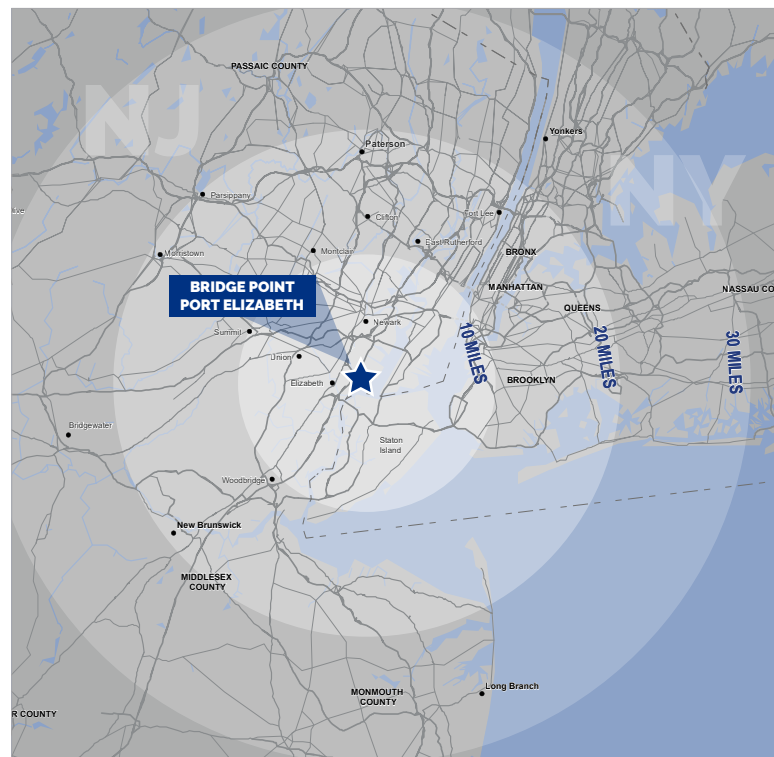
- 51,542 SF available
- ±1,400 SF offices or to suit
- 11 loading docks
- 28 car parking spaces
- 323' x 160' dimensions
- 800 amps @ 480 volts electric service
- 55' x 60' (speed bay) and (2) at 55' x 50' column spacing

### 605 KAPKOWSKI ROAD:

- 26,762 SF available
- 5 loading docks
- 29 exclusive & 10 non-exclusive parking spaces
- 165' x 160' dimensions
- May divide
- 600 amps @ 480 volts electric service
- 55' x 60' (speed bay) and (2) at 55' x 50' column spacing

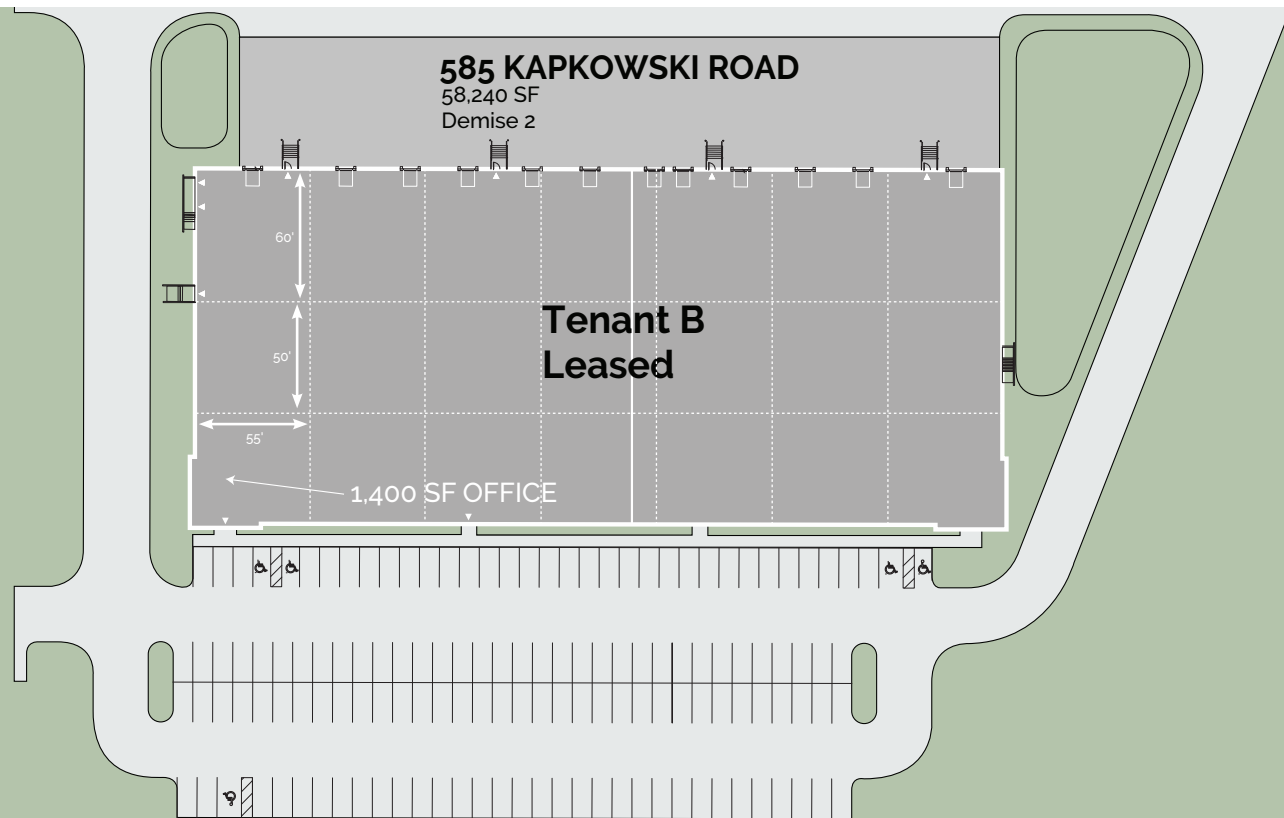

### 595 KAPKOWSKI ROAD:

- 80,800 SF available
- ±1,400 SF offices or to suit
- 17 loading docks
- 36 car parking spaces
- 505' x 160' dimensions
- May divide
- ±1,200 amps @ 480 volts electric service
- 55' x 60' (speed bay) and (2) at 55' x 50' column spacing

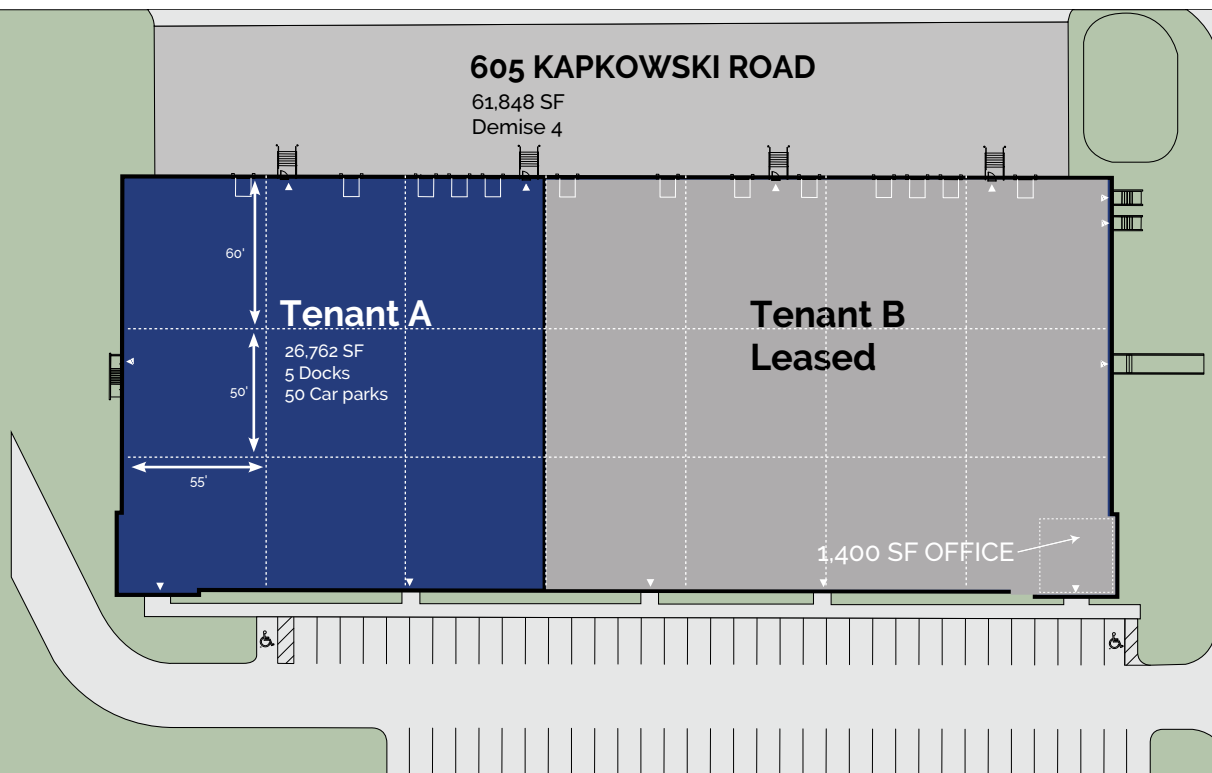
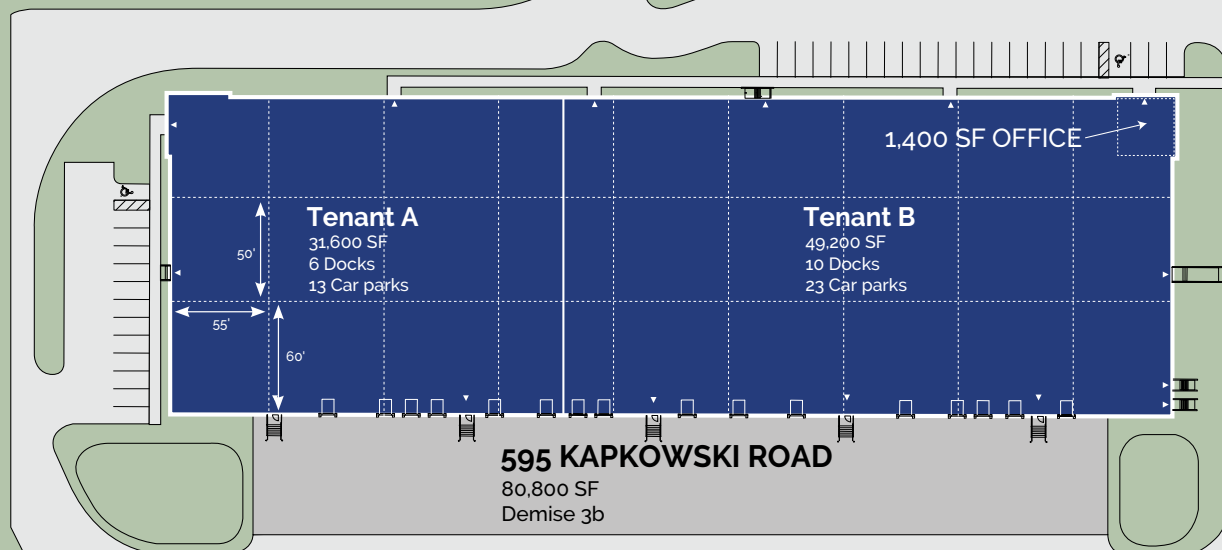




# POTENTIAL BUILDING DIVISION PLANS



# POTENTIAL BUILDING DIVISION PLANS





# LOCATION

## HIGHLIGHTS

- Less than a half mile to Port Newark/Elizabeth
- Waterfront location
- Less than 1 mile to Newark Liberty International Airport
- Located in close proximity to Exit 13A of the NJ Turnpike/I-95
- Located next to Jersey Gardens Mall and in close proximity to an abundance of local amenities
- Strong labor supply: 119,241 warehouse and transportation workers in a 10 mile radius
- Total population: 3,054,765 people living in a 10 mile radius with a medium household income of \$82,996

NJ TURNPIKE (EXIT 13A)

**1.8 miles**

ROUTE 78

**~4 miles**

GOETHALS BRIDGE

**3.6 miles**

HOLLAND TUNNEL

**14 miles**

LINCOLN TUNNEL

**16 miles**

G.W. BRIDGE

**21.7 miles**

\*Source: ESRI Business Analyst 2022 data (latest available)





## ABOUT BRIDGE



# 74+ MILLION SF NATIONWIDE

**BRIDGE** is a vertically integrated real estate operating company and investment manager focused on the **ACQUISITION** and **DEVELOPMENT** of **CLASS A INDUSTRIAL REAL ESTATE** in the supply constrained **CORE** markets in the U.S. and the U.K.

Our people **EMBRACE COMPLEXITY** and execute with **CREATIVITY AND CERTAINTY**. The results of our expertise and efforts are exceptional investor returns on irreplaceable industrial assets.



## AWARDS

Developer of the Year, NAIOP Chicago	2021, 2019, 2015
Industrial Speculative Development of the Year, NAIOP Chicago	2021, 2020, 2019, 2018, 2017
New Good Neighbor, NJ Business & Industry Association	2021
Industrial Project of the Year - Multi-Tenant, IREJ	2021
Industrial Project of the Year, SFBJ	2020, 2018
Deal of the Year, NAIOP New Jersey	2020, 2018

## HEADQUARTERS

444 W. Lake Street, Chicago, IL 60606 | 312 683 7230

[www.bridgeindustrial.com](http://www.bridgeindustrial.com)

## ABOUT ELBERON

**100** Years of Experience = **21<sup>ST</sup>** Century Solutions

Founded in 1920, **Elberon Development Group** brings a rich history of local expertise to the commercial real estate industry.

With a portfolio of over 3 million square feet in strategically located warehouse facilities in and around the Port of Elizabeth and Newark International Airport, **Elberon Development Group** continues to create buildings that meet the needs of an ever evolving global economy.



ULI Northern New Jersey Industrial Excellence Award	2022
NAIOP New Jersey Industrial Deal of the Year Award	2021, 2016, 2012



## HEADQUARTERS

633 Division Street, Elizabeth, NJ 07201 | 908 272 7555

[www.elberon.com](http://www.elberon.com)