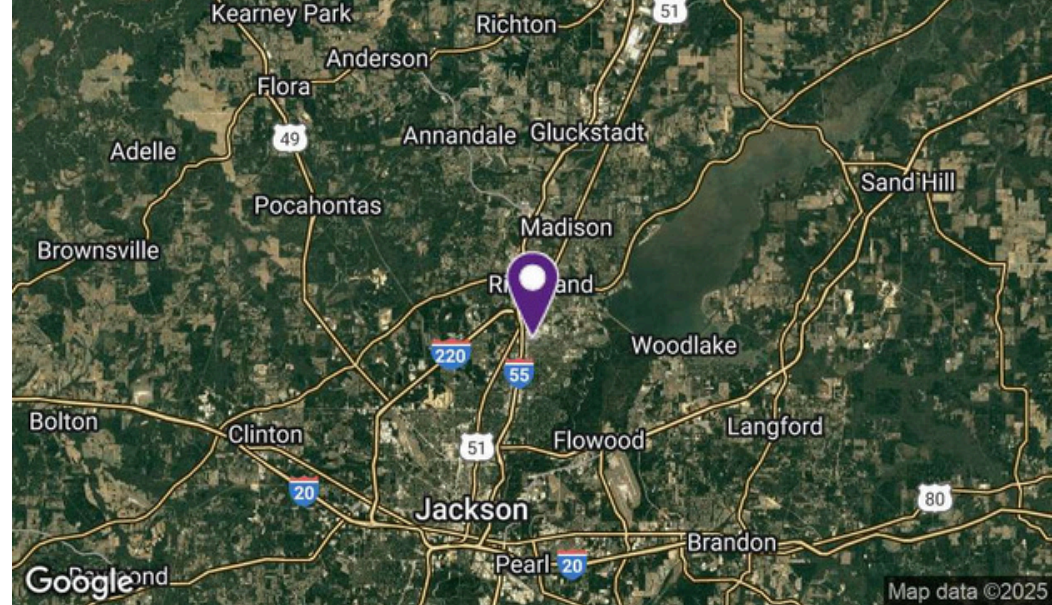


RIDGEWOOD COURT

6360 RIDGEWOOD COURT DR, JACKSON, MS 39211



PROPERTY HIGHLIGHTS

- 7 Spaces Available ranging from 1,280 SF to 25,020 SF Pylon signage available
- Prime location on E County Line Road (33,000+ VPD) in the main retail corridor, surrounded by national retailers and near the mall
- Less than 1 mile east of the I-55 interchange for easy access and strong visibility
- Co-tenants include At Home, Urban Air Trampoline Park, TJ Maxx, Ross, Dollar Tree, and Old Navy

OFFERING SUMMARY

| | |
|---------------|-------------------|
| Lease Rate: | Call for Pricing |
| Available SF: | 1,280 - 25,020 SF |

| SPACES | LEASE RATE | SPACE SIZE |
|-----------------|------------------|------------|
| 0A02 Available | Call for Pricing | 1,700 SF |
| 0A04 Available | Call for Pricing | 1,280 SF |
| 0B01 Available | Call for Pricing | 10,500 SF |
| 0B05 Available | Call for Pricing | 1,460 SF |
| 0B06 Available | Call for Pricing | 2,301 SF |
| XA01B Available | Call for Pricing | 24,031 SF |
| XB01 Available | Call for Pricing | 25,020 SF |
| | | |



Tyler Bradford
Stephanie Hill
Buff Teague

Director 205.271.7223
Associate Broker 205.271.7228
Executive Managing Director 251.341.1600

tbradford@southpace.com
shillsouthpace.com
buff.teague@jll.com



All information furnished with respect to the subject matter has been obtained from sources deemed reliable. No representation or warranty as to accuracy thereof is made and such information is submitted subject to change in price, omissions, errors, prior sale or withdrawal without notice.

RIDGEWOOD COURT

6360 RIDGEWOOD COURT DR, JACKSON, MS 39211



| Unit | Tenant | Size (SF) |
|-------|--------------------|-----------|
| 0A01 | Peach Cobbler Cafe | 1,500 SF |
| 0A02 | Available | 1,700 SF |
| 0A03 | Total by Verizon | 1,280 SF |
| 0A04 | Available | 1,280 SF |
| 0A05 | Smoothie King | 1,280 SF |
| 0A06 | Nail Magic | 896 SF |
| 0A07 | FedEx Kinkos | 4,000 SF |
| 0B01 | Available | 10,500 SF |
| 0B03A | Mighty Crab | 5,958 SF |
| 0B05 | Available | 1,460 SF |
| 0B06 | Available | 2,301 SF |
| 0B07A | Rainbow Apparel | 14,850 SF |
| 0B11A | Dollar Tree | 10,000 SF |
| XA01A | Ross | 25,969 SF |
| XA01B | Available | 24,031 SF |
| XB01 | Available | 25,020 SF |
| XC01B | Old Navy | 17,469 SF |
| XE01 | Urban Air | 34,969 SF |
| XF01 | Roses | 50,950 SF |
| XG01 | At Home | REA |



Tyler Bradford
Stephanie Hill
Buff Teague

Director
Associate Broker
Executive Managing Director

205.271.7223 tbradford@southpace.com
205.271.7228 shillsouthpace.com
251.341.1600 buff.teague@jll.com



All information furnished with respect to the subject matter has been obtained from sources deemed reliable. No representation or warranty as to accuracy thereof is made and such information is submitted subject to change in price, omissions, errors, prior sale or withdrawal without notice.

RIDGEWOOD COURT

6360 RIDGEWOOD COURT DR, JACKSON, MS 39211



Tyler Bradford
Stephanie Hill
Buff Teague

Director
Associate Broker
Executive Managing Director

205.271.7223
205.271.7228
251.341.1600

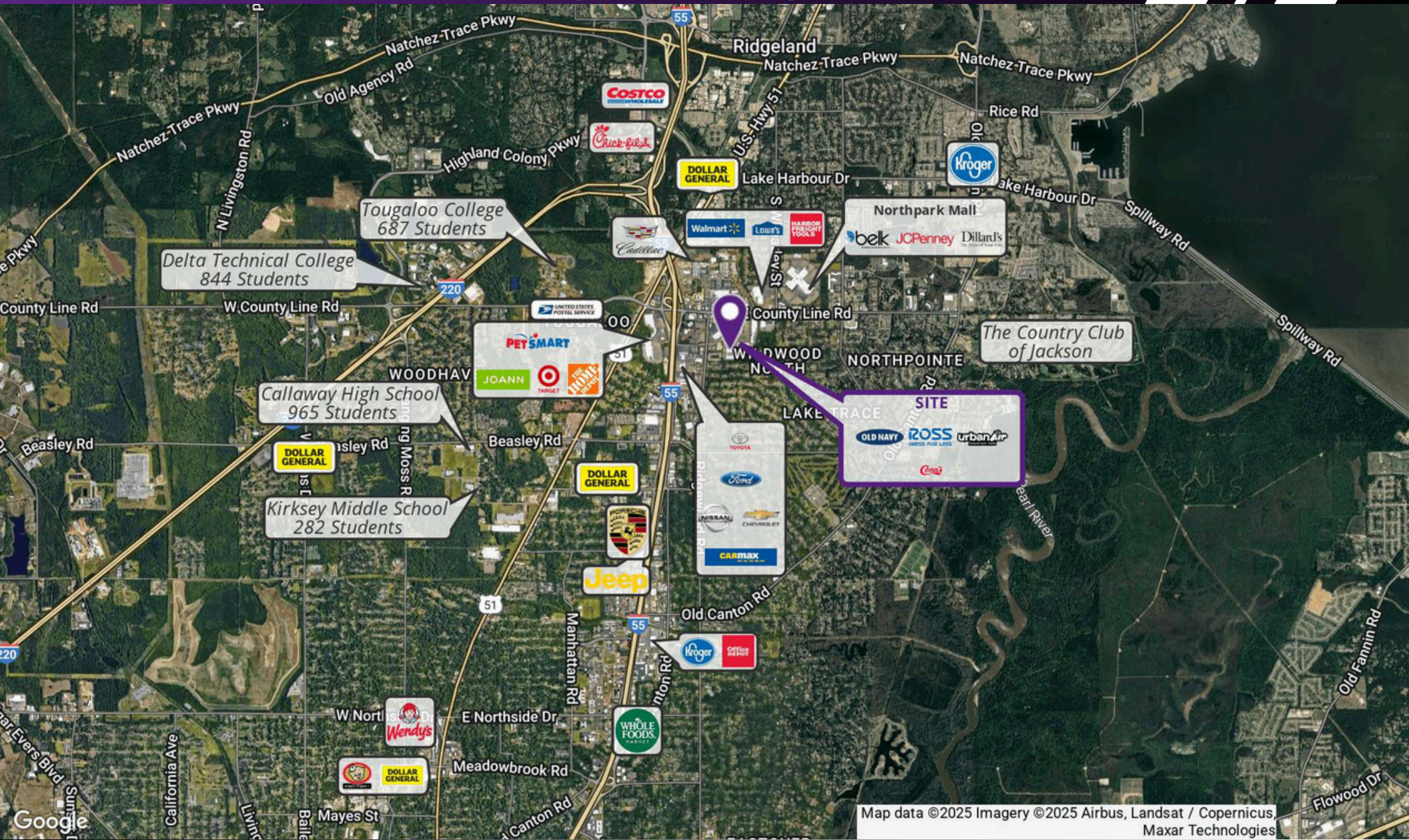
tbradford@southpace.com
shillsouthpace.com
buff.teague@jll.com



All information furnished with respect to the subject matter has been obtained from sources deemed reliable. No representation or warranty as to accuracy thereof is made and such information is submitted subject to change in price, omissions, errors, prior sale or withdrawal without notice.

RIDGEWOOD COURT

6360 RIDGEWOOD COURT DR, JACKSON, MS 39211



Map data ©2025 Imagery ©2025 Airbus, Landsat / Copernicus, Maxar Technologies



Tyler Bradford
Stephanie Hill
Buff Teague

Director
Associate Broker
Executive Managing Director

205.271.7223
205.271.7228
251.341.1600

tbradford@southpace.com
shillsouthpace.com
buff.teague@jll.com



All information furnished with respect to the subject matter has been obtained from sources deemed reliable. No representation or warranty as to accuracy thereof is made and such information is submitted subject to change in price, omissions, errors, prior sale or withdrawal without notice.

RIDGEWOOD COURT

6360 RIDGEWOOD COURT DR, JACKSON, MS 39211



Tyler Bradford
Stephanie Hill
Buff Teague

Director
Associate Broker
Executive Managing Director

205.271.7223
205.271.7228
251.341.1600

tbradford@southpace.com
shillsouthpace.com
buff.teague@jll.com



All information furnished with respect to the subject matter has been obtained from sources deemed reliable. No representation or warranty as to accuracy thereof is made and such information is submitted subject to change in price, omissions, errors, prior sale or withdrawal without notice.

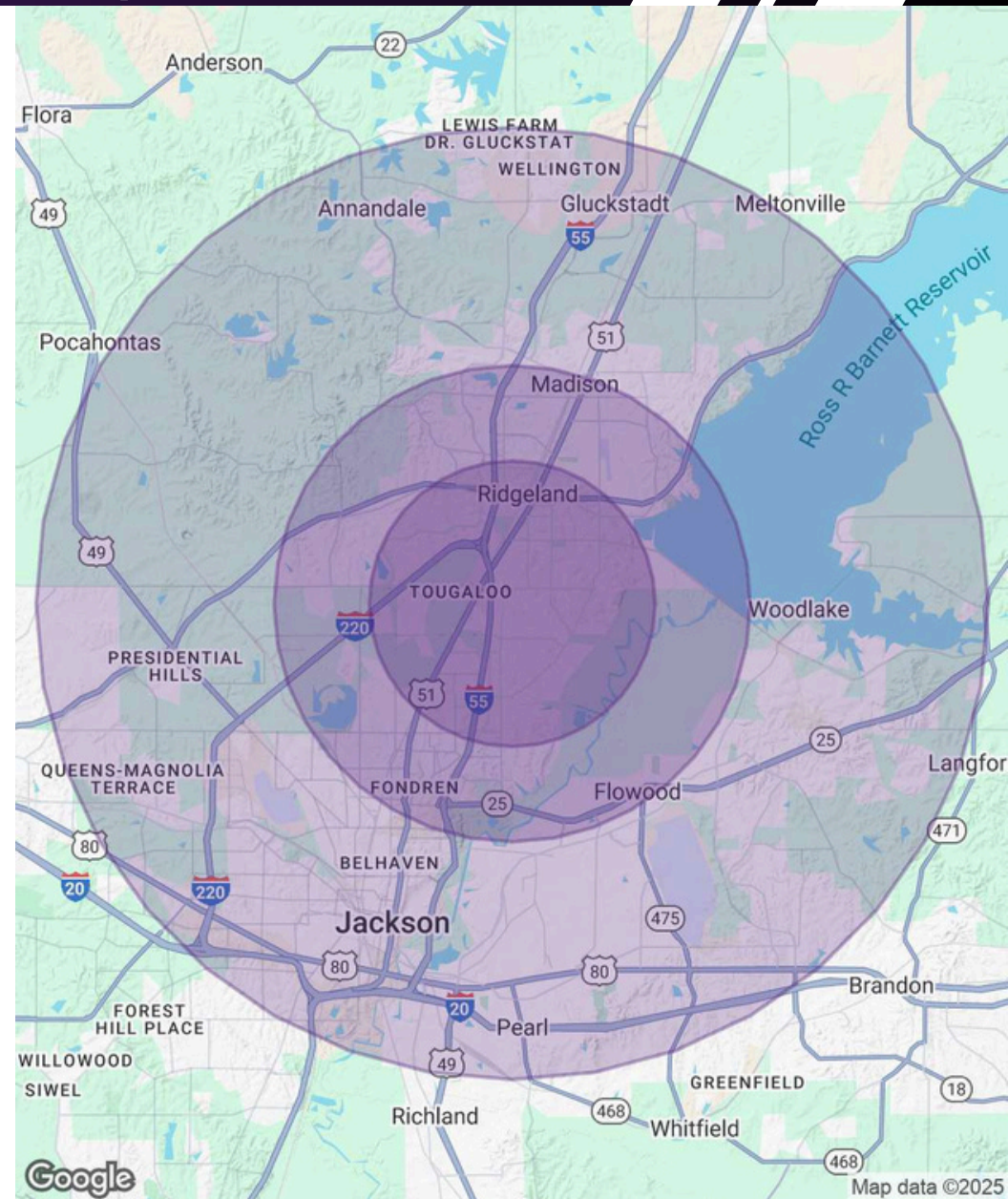
RIDGEWOOD COURT

6360 RIDGEWOOD COURT DR, JACKSON, MS 39211

| POPULATION | 3 MILES | 5 MILES | 10 MILES |
|----------------------|---------|---------|----------|
| Total Population | 52,054 | 97,534 | 250,570 |
| Average Age | 39 | 41 | 40 |
| Average Age (Male) | 37 | 39 | 39 |
| Average Age (Female) | 41 | 42 | 42 |

| HOUSEHOLDS & INCOME | 3 MILES | 5 MILES | 10 MILES |
|---------------------|-----------|-----------|-----------|
| Total Households | 23,178 | 42,516 | 103,000 |
| # of Persons per HH | 2.2 | 2.3 | 2.4 |
| Average HH Income | \$77,277 | \$89,837 | \$93,971 |
| Average House Value | \$229,329 | \$269,316 | \$273,071 |

Demographics data derived from AlphaMap



Tyler Bradford
Stephanie Hill
Buff Teague

Director
Associate Broker
Executive Managing Director

205.271.7223
205.271.7228
251.341.1600

tbradford@southpace.com
shillsouthpace.com
buff.teague@jll.com



All information furnished with respect to the subject matter has been obtained from sources deemed reliable. No representation or warranty as to accuracy thereof is made and such information is submitted subject to change in price, omissions, errors, prior sale or withdrawal without notice.