

# 350 STARKE ROAD

MEADOWLANDS DISTRIBUTION CENTER

CARLSTADT / NEW JERSEY



AVAILABLE

±88,884 SF

YOUR STRATEGIC CONNECTION  
TO THE TRI-STATE REGION



## SITE DETAILS

# PREMIER MEADOWLANDS WAREHOUSE/DISTRIBUTION SPACE ±88,884 SF – AVAILABLE NOW

Strategically located in the Meadowlands market, **350 Starke Road** offers 88,884 square feet of available Class A warehouse space with 32-foot clear heights and modern amenities including LED lighting and ESFR sprinklers. The facility provides exceptional access to Manhattan (10 miles), Newark Airport (15 miles), and major highways, making it ideal for distribution operations serving the Tri-State area and beyond.

### BUILDING SPECIFICATIONS

Building area:  
351,209 SF

Available space:  
±88,884 SF

Warehouse office: 2,700 SF

Main office: 3,000 SF

Column spacing:  
±48' x ±52' & 48' x 60'

Clear height:  
±32'

Dock doors:  
Eight (8) tailgates equipped with seals, bumpers, dock locks and a combination of mechanical and hydraulic levelers

Drive-in doors:  
One (1) 12'x16', can be converted to two (2) tailgates

Power:  
1200 amps @ 480 volts


Sprinkler:  
ESFR fire suppression system

Floor:  
6" slab

Lighting:  
New LED

Parking:  
73 car spaces (additional can be made available)

Year built:  
2004

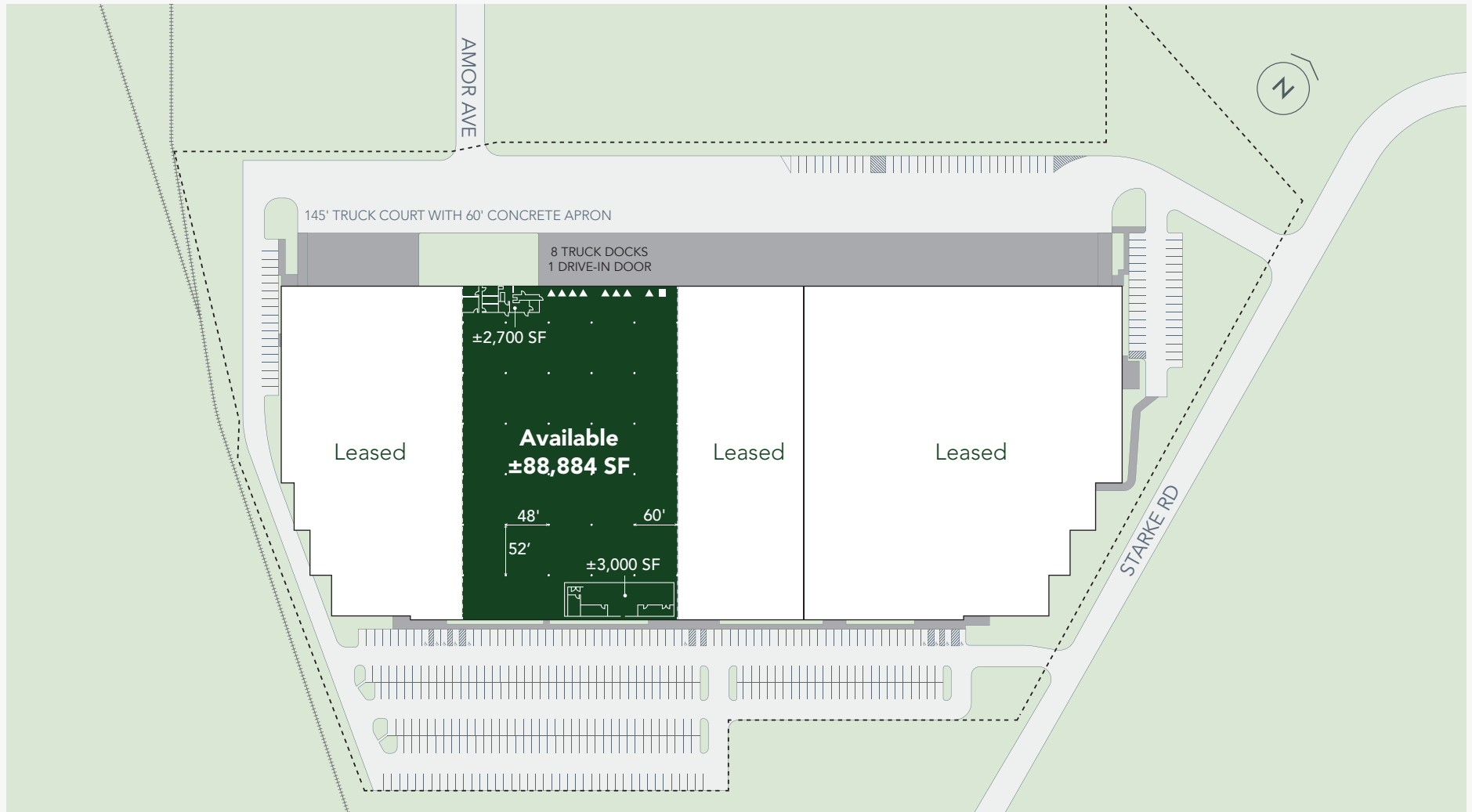


±88,884 SF

# SITE PLAN

## FLEXIBLE SPACE WITH $\pm 48'$ X $\pm 52'$ & $48'$ X $60'$ COLUMN SPACING

Dock High Doors ▲  
Grade Level Loading Doors ■








## LOCATION MAP

### FAST ACCESS TO ROUTE 17 AND I-80

With five major highways at your doorstep, 350 Starke Road delivers unmatched connectivity for industrial success.

**350  
STARKE ROAD**  
MEADOWLANDS DISTRIBUTION CENTER

#### FREEWAY ACCESS:

-  0.9 miles
-  2.4 miles
-  2.7 miles
-  2.8 miles
-  3.2 miles

RAIL  
LINES

# CORPORATE NEIGHBORS






A PRESTIGIOUS ADDRESS  
WITH AN ICONIC  
CORPORATE HUB

# DEMOGRAPHICS






## AREA DEMOGRAPHICS

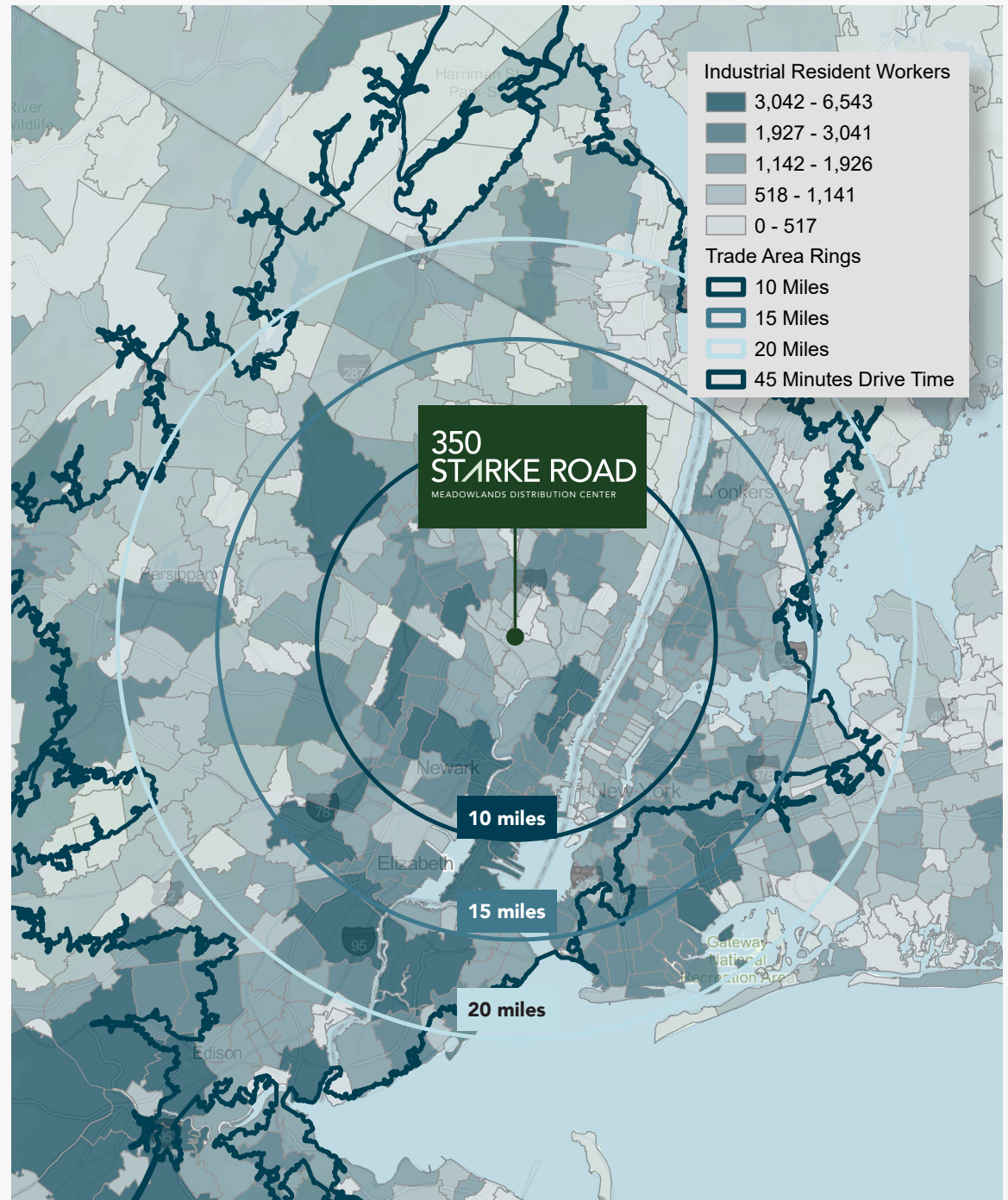
within a 45-minute drive time

-  **10,498,473** Total population
-  **2,883,371** Millennials
-  **\$93,045** Median household income
-  **2,054,605** Gen X'ers
-  **1,951,504** Households earning \$100K+

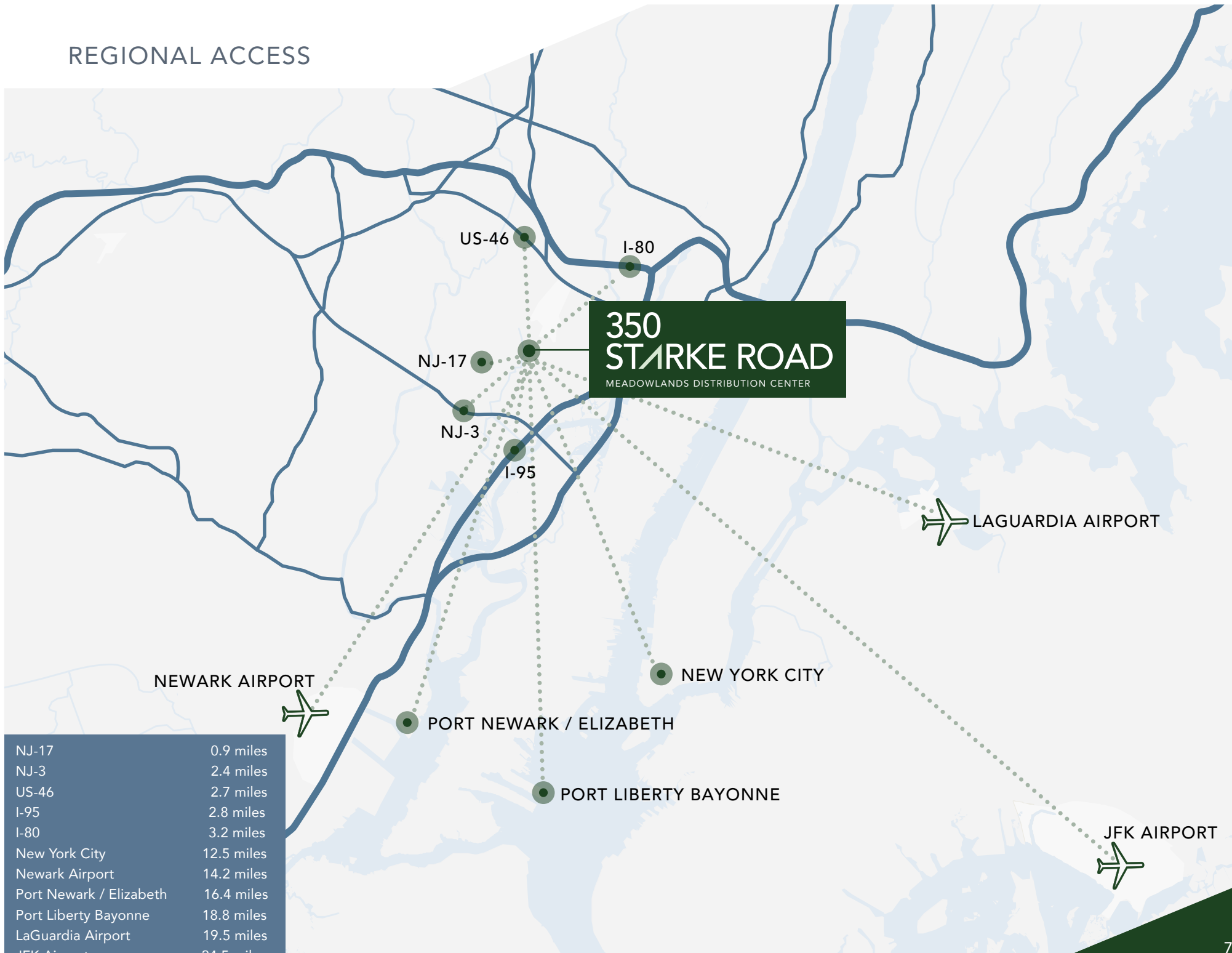
## LABOR DEMOGRAPHICS

within a 45-minute drive time

-  **82,112** Engineers
-  **362,293** Warehouse workers
-  **908,213** Stem workers
-  **\$24.49** Avg. hourly warehouse earnings
-  **\$64.73** Avg. hourly stem earnings



# REGIONAL ACCESS



# 350 STARKE ROAD

MEADOWLANDS DISTRIBUTION CENTER



**Christopher Hile**  
[chris.hile@jll.com](mailto:chris.hile@jll.com)  
+1 201 528 4416

**Douglas Rodenstein**  
[douglas.rodenstein@jll.com](mailto:douglas.rodenstein@jll.com)  
+1 201 528 4340

**Matthew Biondi**  
[matthew.biondi@jll.com](mailto:matthew.biondi@jll.com)  
+1 201 528 4344

Although information has been obtained from sources deemed reliable, JLL does not make any guarantees, warranties or representations, express or implied, as to the completeness or accuracy as to the information contained herein. Any projections, opinions, assumptions or estimates used are for example only. There may be differences between projected and actual results, and those differences may be material. JLL does not accept any liability for any loss or damage suffered by any party resulting from reliance on this information. If the recipient of this information has signed a confidentiality agreement with JLL regarding this matter, this information is subject to the terms of that agreement. ©2026 Jones Lang LaSalle Brokerage, Inc. All rights reserved.

