

BLC

BRONX
LOGISTICS
CENTER

THE ULTIMATE FLEXIBILITY NEW YORK DEMANDS

**47,000 SF - 160,700 SF UNITS
AVAILABLE**



FULL BUILDING TO CUSTOM WAREHOUSE SUITES | UNMATCHED PARKING SOLUTIONS | MANHATTAN ACCESS IN MINUTES



BUILT TO LEAD THE MARKET

At 1.3M SF, Bronx Logistics Center is New York City's largest industrial development, offering flexible, customizable floor plans from 47K SF to full-building occupancy. It features two market-leading 250K SF warehouse floors with separate exclusive entrances on E 149 St, plus the market's largest parking availability.

Located just five minutes from Manhattan's Upper East Side and within 20 minutes of NYC, Westchester, and Long Island, Bronx Logistics Center delivers unmatched urban access with Class A specifications and the versatility modern operations demand.

585K SF
total warehouse
area

730K SF
total parking area
(inc. courts)

48
loading docks

40' x 40'
column spacing

32'
warehouse clear
heights

72
drive-in doors

7,000 A
total power

25%
parking electric
vehicle ready

04
freight elevators

1.3M SF
total project size

Level 1 & 1.5 Warehouse & Mezzanine



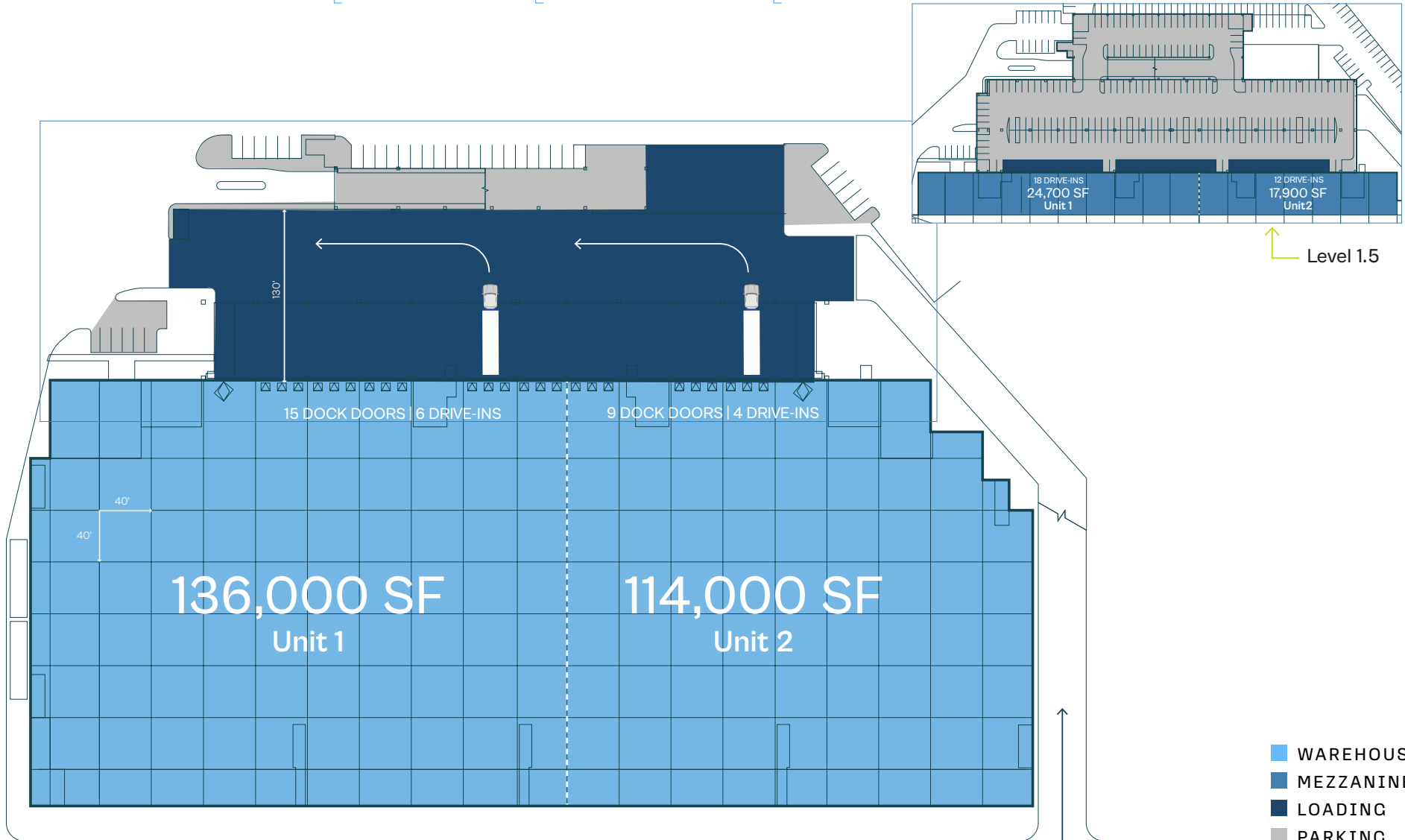
160,700 SF
Unit 1

131,900 SF
Unit 2

32'
Level 1 clear height

14.5'
Mezzanine clear height

800 PSF
floor load



Tractor-trailer access for level 1 warehouse

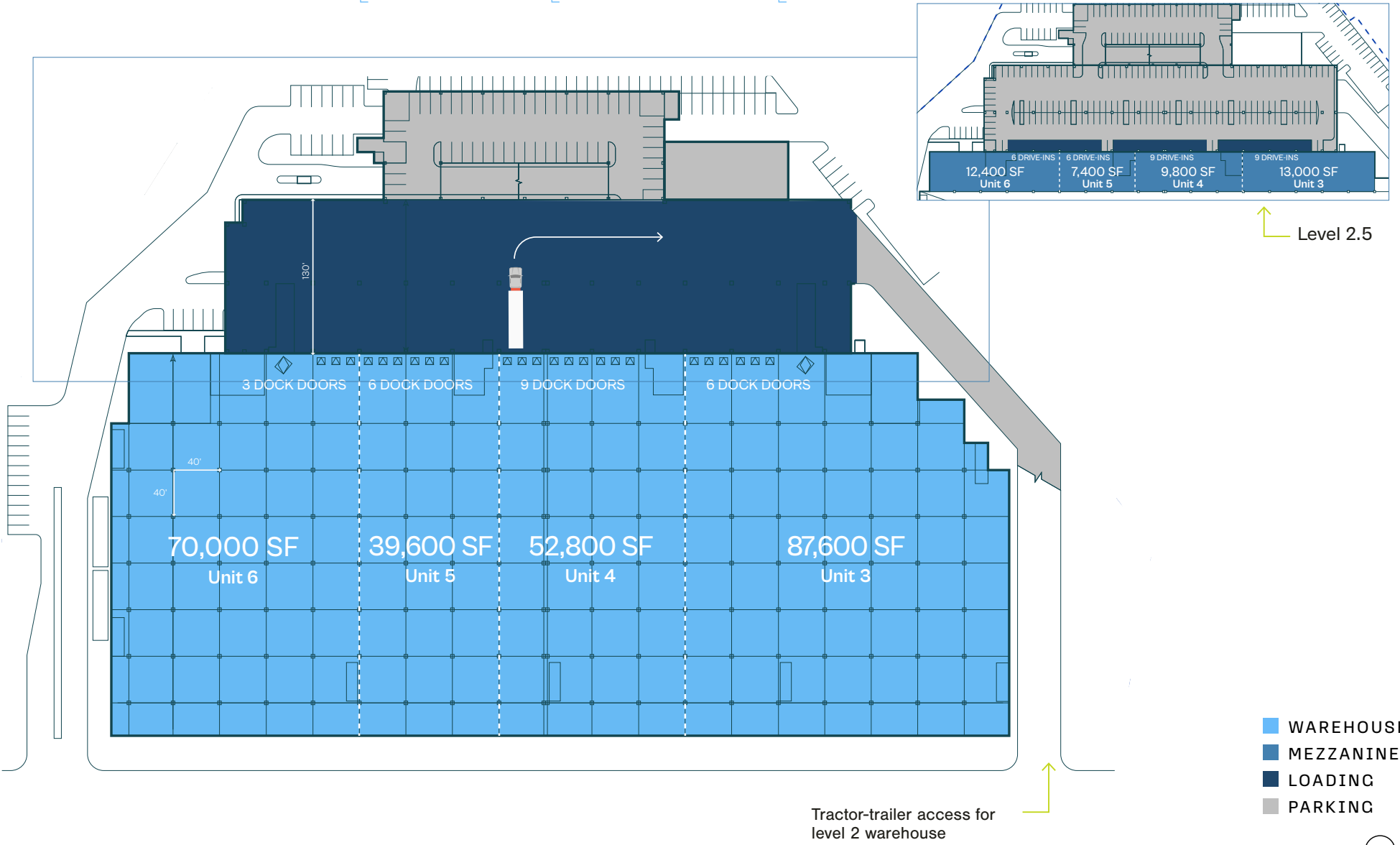
- WAREHOUSE
- MEZZANINE
- LOADING
- PARKING



Level 2 & 2.5 Warehouse & Mezzanine



100,600 SF Unit 3	62,600 SF Unit 4	47,000 SF Unit 5	82,400 SF Unit 6
32' Level 2 clear height	14' Mezzanine clear height	500 PSF floor load	



Level 2.5

- WAREHOUSE
- MEZZANINE
- LOADING
- PARKING





ROOFTOP PARKING - 254,215 SF

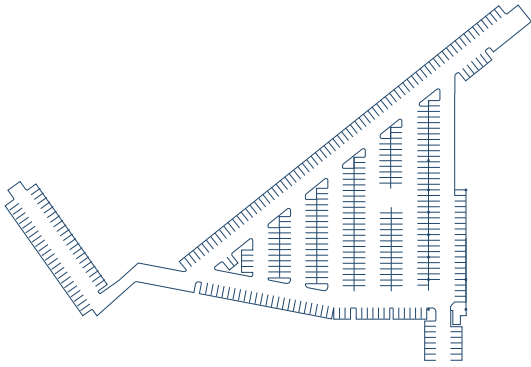
TOTAL PARKING DECK - 199,852 SF

GROUND LEVEL PARKING - 140,628 SF

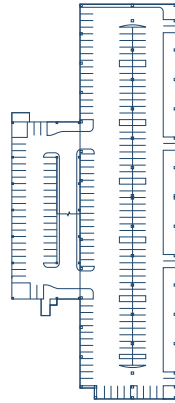


LAYERED PARKING
SOLUTIONS AT EVERY LEVEL

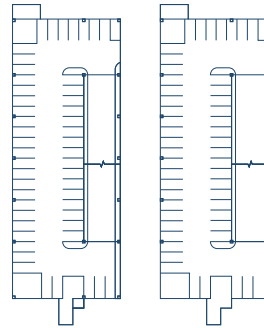
PARKING SUMMARY



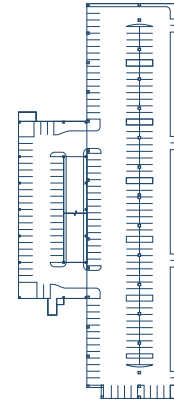
Level 1
140,628 SF
408 auto spots (shown)
152 Van-equivalent spots



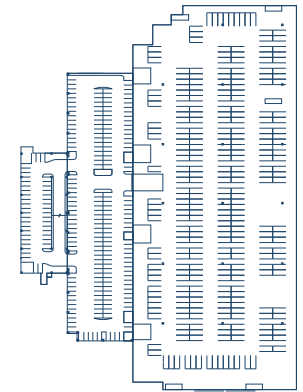
Level 1.5
83,661 SF
196 auto spots (shown)
91 Van-equivalent spots



Level 2
32,530 SF
86 auto spots (shown)
26 Van-equivalent spots



Level 2.5
83,661 SF
196 auto spots (shown)
91 Van-equivalent spots



Roof Deck
169,315 SF
603 auto spots (shown)
380 Van-equivalent spots
84,900 SF Garage spots



THE ENTIRE METRO AT YOUR DOORSTEP



5
toll-free bridges
to Manhattan

2 miles
to Hunts Point
Markets

5 min
to
Manhattan

10-15 min
to Queens,
Brooklyn & NJ

15-20 min
to JFK
airport

20-25 min
to Westchester &
Connecticut

BLC

BRONX
LOGISTICS
CENTER

TURNBRIDGE
EQUITIES

DUNE REAL ESTATE
PARTNERS



ROB KOSSAR
212 292 7593
rob.kossar@jll.com

LESLIE LANNE
212 292 7597
leslie.lanne@jll.com

IGNATIUS ARMENIA
551 227 1748
ignatius.armenia@jll.com

