

FOR LEASE

2280 CORDELIA ROAD | FAIRFIELD, CA



±126,187 SF INDUSTRIAL WAREHOUSE BUILDING

GLEN DOWLING

RE License #00890450
glen.dowling@jll.com
+1 707 227 7800

CHRIS NEEB

RE License #01324612
chris.neeb@jll.com
+1 707 495 7777

MATT BRACCO

RE License #01185434
matt.bracco@jll.com
+1 925 200 3537

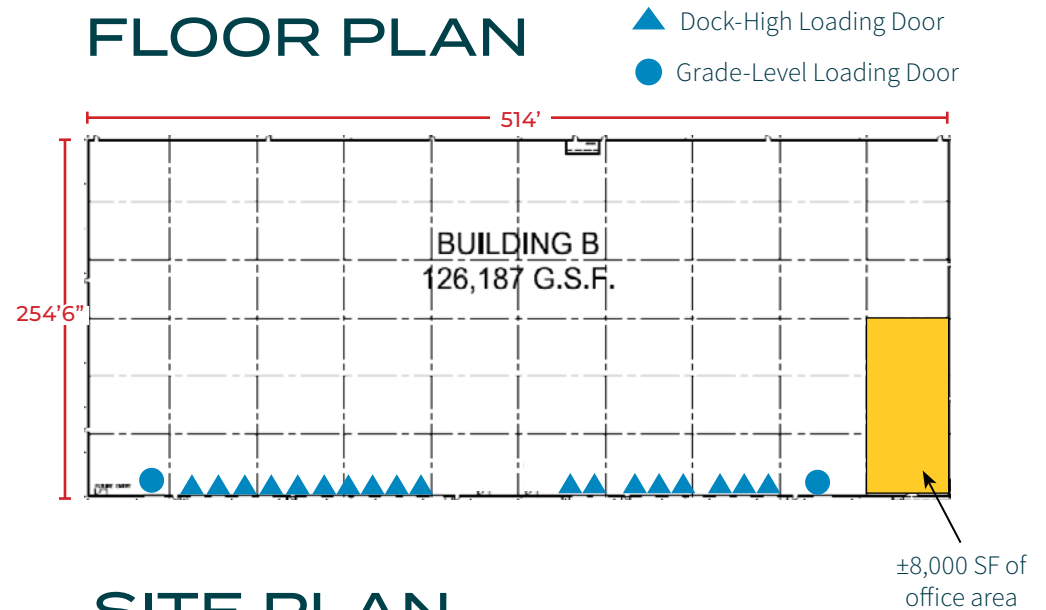


Jones Lang LaSalle Brokerage, Inc.
CA RE License #01856260

PROPERTY HIGHLIGHTS

Building Area	±126,187 SF
Office Area	±8,000 SF of quality office area, along with ±1,100 SF warehouse office with additional set of restrooms
Parcel Size	±6.48 AC
Building Dimensions	245'6" depth & 514' width
Column Spacing	52' x 40'
Power	2000 amps, 277/480v, 3-phase
Clear Height	30'
Dock-High Doors	18
Grade Level Doors	2
Sprinklers	ESFR
Parking	196 spaces
Lighting	T-5 warehouse lighting with motion sensors & 52 warehouse skylights

FLOOR PLAN









SITE PLAN



DEMOGRAPHICS

2025 Key Statistics - 45-minute Drive

					
1,778,109	\$110,593	25.11%	3	684,573	16,028
Total population	Average disposable income	Millennial population	Manufacturing employees	Employees	Warehouse & Distribution Employees

2025 Labor Market Statistics

	Stockers & Order Fillers	Warehouse Workers	Industrial Truck & Tractor Operators	Heavy & Tractor-Trailer Truck Drivers	Warehouse Supervisors
Fairfield	\$21.01	\$22.68	\$24.68	\$29.23	\$33.94
Napa	\$20.82	\$22.53	\$25.86	\$30.31	\$33.40
Oakland	\$20.86	\$22.64	\$26.10	\$32.01	\$35.30
Sacramento	\$20.76	\$21.54	\$24.73	\$29.19	\$31.84
San Francisco	\$25.08	\$26.91	\$29.50	\$36.24	\$41.17
San Jose	\$23.10	\$24.06	\$26.21	\$33.79	\$36.65
South San Francisco	\$23.95	\$26.25	\$28.55	\$32.10	\$37.32
Stockton	\$21.70	\$22.02	\$25.07	\$29.50	\$32.48

Although information has been obtained from sources deemed reliable, neither Owner nor JLL makes any guarantees, warranties or representations, express or implied, as to the completeness or accuracy as to the information contained herein. Any projections, opinions, assumptions or estimates used are for example only. There may be differences between projected and actual results, and those differences may be material. The Property may be withdrawn without notice. Neither Owner nor JLL accepts any liability for any loss or damage suffered by any party resulting from reliance on this information. If the recipient of this information has signed a confidentiality agreement regarding this matter, this information is subject to the terms of that agreement.

CORPORATE NEIGHBORS

2280 Cordelia Road is located within Solano Commerce Center, a 10-building light industrial, R&D and distribution complex totaling 365,439 SF, located in Fairfield, CA. The project is conveniently located just one mile from the intersection of Interstate 80 and Highway 12.



GLEN DOWLING

RE License #00890450
 glen.dowling@jll.com
 +1 707 227 7800

CHRIS NEEB

RE License #01324612
 chris.neeb@jll.com
 +1 707 495 7777

MATT BRACCO

RE License #01185434
 matt.bracco@jll.com
 +1 925 200 3537

