



2nd Gen Restaurant Space, Best Patio on Grand Ave!

Grand Place • 917 Grand • Victoria Crossing South • Victoria Crossing West

THE HEART OF GRAND AVE RETAIL SITS AT

Grand & Victoria

A well-renowned shopping district, the intersection of Grand & Victoria boasts ample parking, a great tenant mix and easy walkability along the street. Our four properties offer unique and appealing architecture, great signage opportunities, and excellent visibility to both foot and vehicle traffic.

Grand Avenue runs through some of Saint Paul's most sought-after neighborhoods. This iconic shopping district draws local and regional visitors, offering beautiful tree lined streets and a unique mix of national and local retailers. With densely populated neighborhoods, abundant daytime population, high household incomes and 10 colleges with over 80,000 students within 3 miles of trade area, Grand Avenue is an amazing opportunity for any retailer who seeks unique urban trade areas with neighborhood charm.

GRAND AV

VICTORIA ST



Demographics

Population

1 Mile: 24,835
3 Miles: 172,698
5 Miles: 376,640

Daytime Population

1 Mile: 19,834
3 Miles: 228,846
5 Miles: 418,115

Avg Household Income

1 Mile: \$126,745
3 Miles: \$108,974
5 Miles: \$101,940

Households

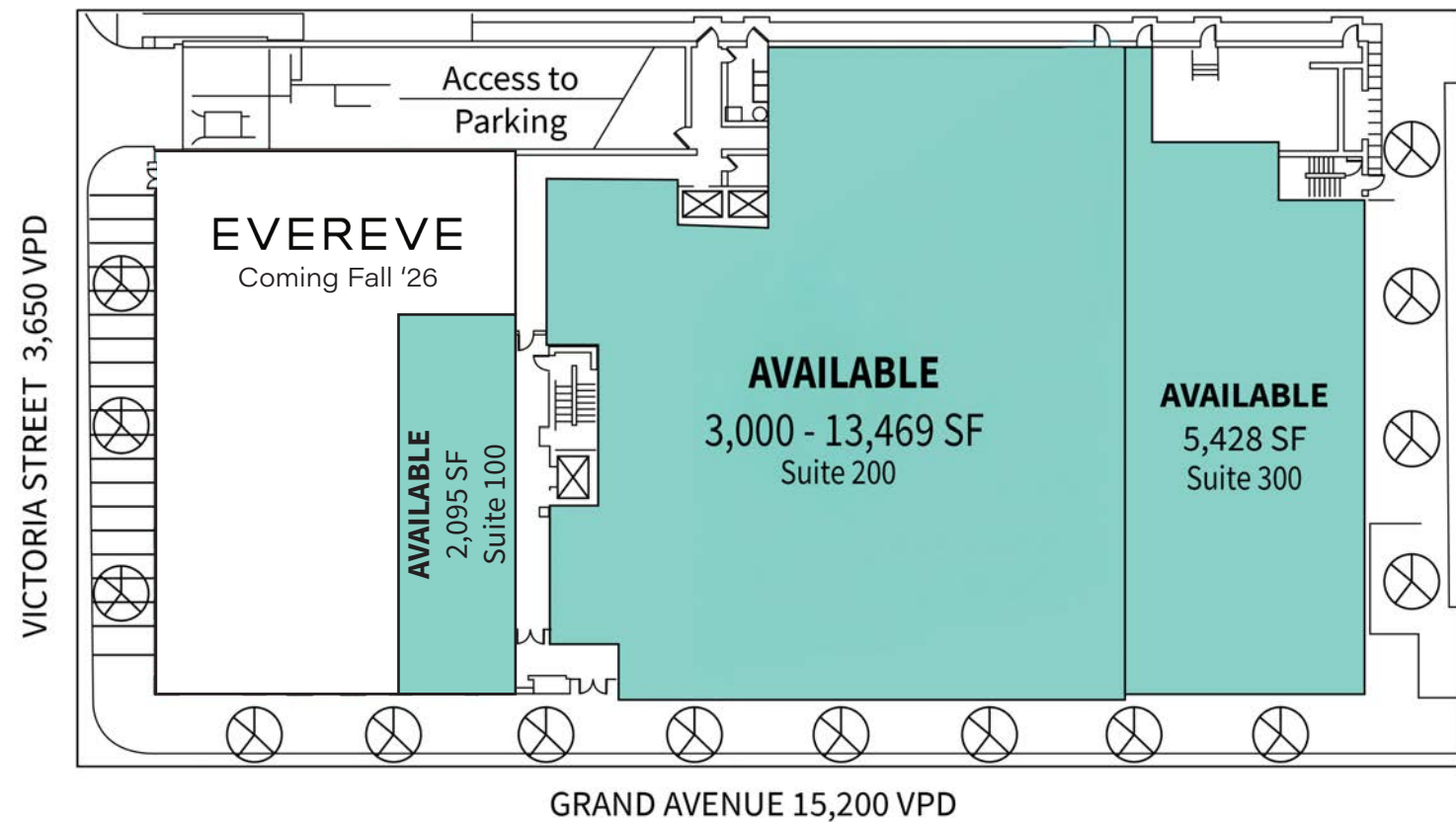
1 Mile: 11,364
3 Miles: 72,650
5 Miles: 154,531



Grand Place

870 Grand Avenue

Can combine up to 18,897 SF



Est. CAM & Tax

CAM: \$7.70 psf

Ins: \$0.30 psf

Parking

Attached 210-stall parking ramp

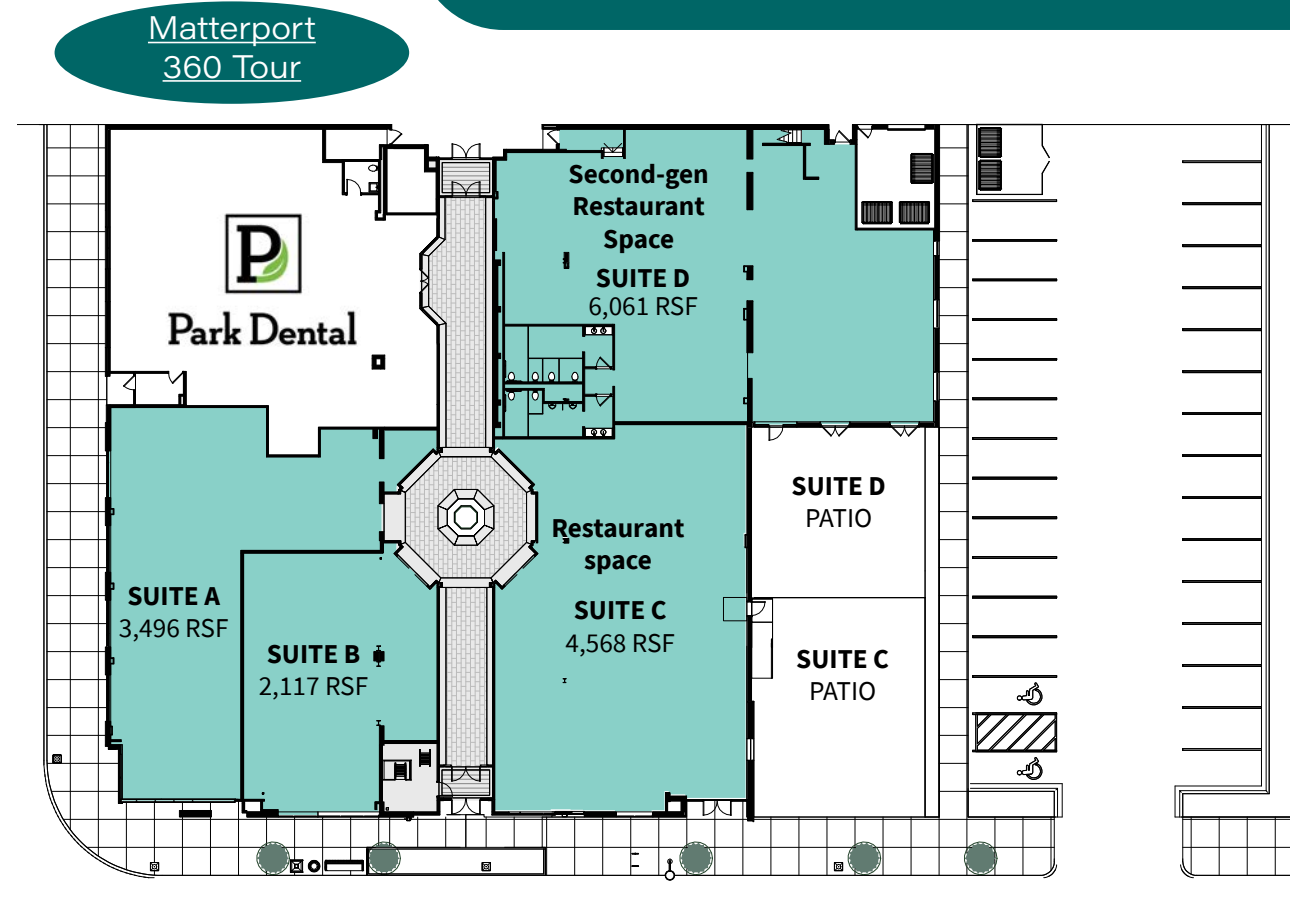
RE Tax: \$10.92 psf

Total: \$18.92 psf

917 Grand

917 Grand Avenue

Up to 10,629 SF Available



Est. CAM & Tax

CAM: \$6.73 psf

Ins: \$0.29 psf

Parking

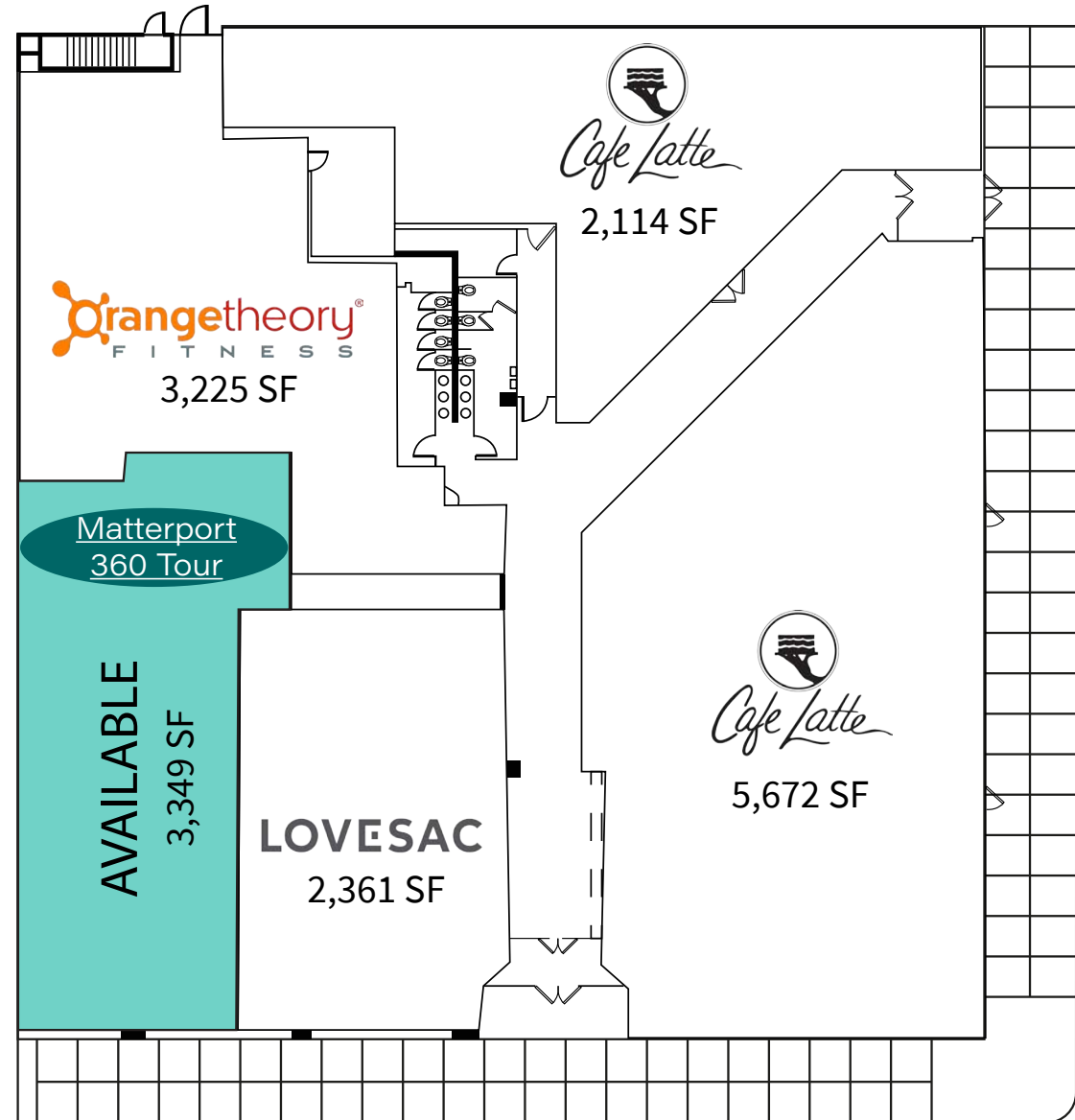
Adjacent to parking lot

RE Tax: \$8.61 psf

Total: \$15.65 psf

Victoria Crossing South **850 GRAND AVENUE**

Up to 3,349 SF Available



Grand Avenue 15,200 vpd

Victoria Street 3,650 vpd

Est. CAM & Tax

CAM: \$16.15 psf

Ins: \$0.41 psf

RE Tax: \$11.37 psf

Total: \$27.93 psf

Parking

Adjacent to parking ramp

Victoria Crossing West **867 GRAND AVENUE**

Up to 2,633 SF Available



Grand Avenue 15,200 vpd

Victoria Street 3,650 vpd

Est. CAM & Tax

CAM: \$12.11 psf

Ins: \$0.30 psf

RE Tax: \$10.19 psf

Total: \$22.60 psf

Parking

Off street parking

Retail Trade Areas



- RETAIL NODE
- A-LINE BRT
- METRO GREEN LINE
- METRO BLUE LINE



Urban Fashion

- 1. Grand Avenue | 850,000 SF
- 2. 50th & France | 479,900 SF
- 3. The Galleria | 380,312 SF

Lifestyle Centers

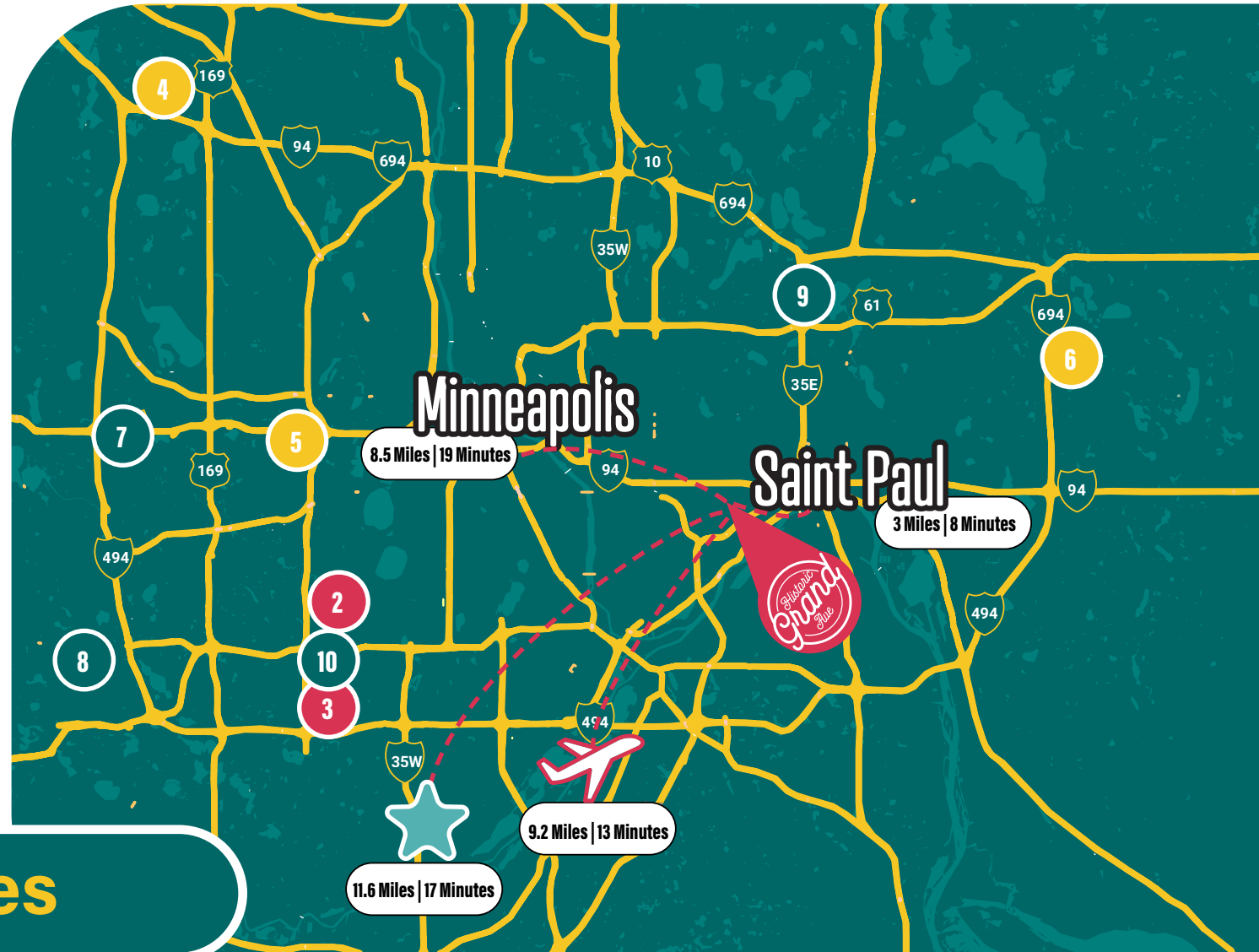
- 4. Shops at Arbor Lakes | 360,000 SF
- 5. Woodbury Lakes | 317,603 SF
- 6. West End | 348,541 SF

Regional

- 7. Ridgedale | 889,268 SF
- 8. Eden Prairie | 1,140,491 SF
- 9. Rosedale | 974,712 SF
- 10. Southdale | 1,342,511 SF

Super Regional

- Mall of America | 2,769,954 SF



ABOUT MINNEAPOLIS - ST. PAUL, MN

MSP Ranks

- 1st among the 30 largest metros in Fortune 500 companies per 1 million people
- 2nd in labor force participation
- 3rd in number of Fortune 500 company headquarters per 1 million people
- 3rd nationwide in S&P 500 companies per 1 million people

The Twin Cities, Minneapolis-St. Paul is the country's 16th largest metropolitan area and the 13th largest by GDP. Approximately 65% of the state's 3.5 million population resides in the 13-county metro area. In addition to being the cultural center of the state the Twin Cities is instrumental in driving the state's economy as well.

Areas within the Twin Cities region offer different strengths that support the regional economy. Industry clusters provide a large share of jobs in the metro area with a labor force over 1.91 million, giving the state a competitive advantage in the U.S. and global economy.

Fortune 500 Companies



Top Mall Sales

\$835psf

THE GALLERIA
Edina, MN

\$704psf

MALL OF AMERICA
Bloomington, MN

\$619psf

ROSEDALE MALL
Roseville, MN

\$569psf

RIDGEDALE MALL
Minnetonka, MN

\$550psf

SOUTHDALE MALL
Edina, MN

\$401psf

WOODBURY LAKES
Woodbury, MN

\$302psf

SHOPPES AT ARBOR LAKES
Maple Grove, MN

	US	MN
Education Attainment	87.0%	92.6%
Unemployment Rates	4.1%	3.2%
Mean travel to work (minutes)	26.1	23.2
Median Household Income	\$55,322	\$63,217



GRAND PLACE - 917 GRAND - VICTORIA CROSSING SOUTH - VICTORIA CROSSING WEST

Sara Martin
+1 612 209 8271
sara.martin@jll.com

Zac Hoang
+1 612 250 4663
zac.hoang@jll.com

Jack Whitcomb
+1 651 207 3498
zac.hoang@jll.com



Although information has been obtained from sources deemed reliable, neither Owner nor JLL makes any guarantees, warranties or representations, express or implied, as to the completeness or accuracy as to the information contained herein. Any projections, opinions, assumptions or estimates used are for example only. There may be differences between projected and actual results, and those differences may be material. The Property may be withdrawn without notice. Neither Owner nor JLL accepts any liability for any loss or damage suffered by any party resulting from reliance on this information. If the recipient of this information has signed a confidentiality agreement regarding this matter, this information is subject to the terms of that agreement. ©2023. Jones Lang LaSalle IP, Inc. All rights reserved.