

KV BUCKEYE 10

Building B: 22,883 - 62,924 SF

835 North 215th Avenue
Buckeye, Arizona

Hagen Hyatt
Executive Vice President
+1 602 282 6275
hagen.hyatt@jll.com

John Lydon
Senior Managing Director
+1 602 282 6326
john.lydon@jll.com

Kelly Royle
Vice President
+1 602 282 6258
kelly.royle@jll.com

Anthony Lydon, CSCMP
Vice Chairman
+1 602 282 6268
aj.lydon@jll.com



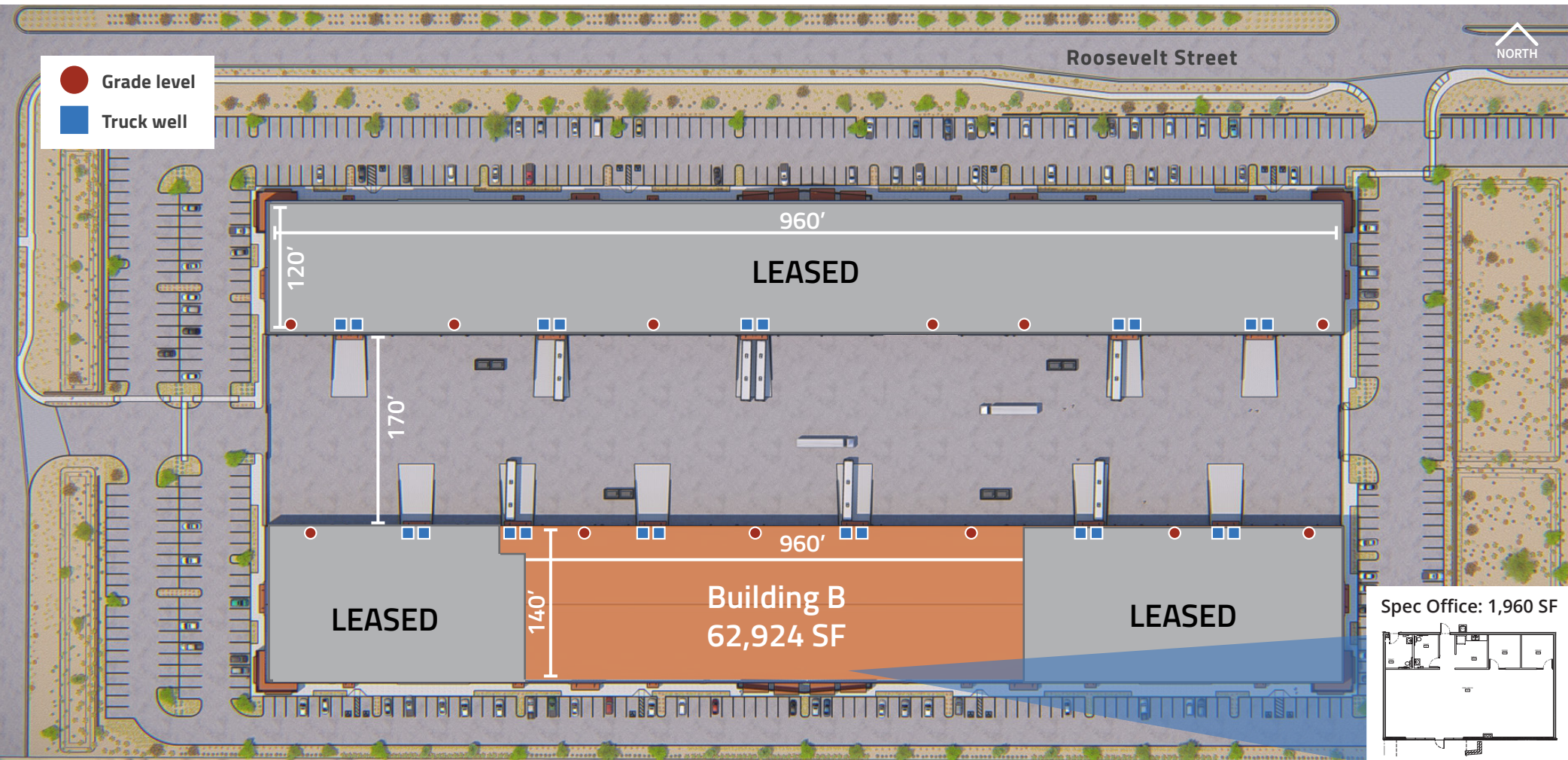
Jones Lang LaSalle Americas, Inc. License #: CO508577000

Building B

- Total: 134,400 SF
- Available: 62,924 SF (Divisible to 22,883 SF)
- Clear height: 28'
- Building dimensions: 140' x 960'
- Available truck wells (6)
- Available grade level doors (3)
- Column spacing: 56' x 35'
- Available Power: ~2000A 200A/400A

Property Features

- 170' fully secured / concrete truck court
- Loading doors expandable
- Roof system: 3-ply built up
- Roof insulation: R-38
- 6" slab thickness
- 535 auto parking spaces
- LED lighting
- ESFR K25.2 sprinkler system
- Interior walls painted white
- Business Park (BP)



Drive times:

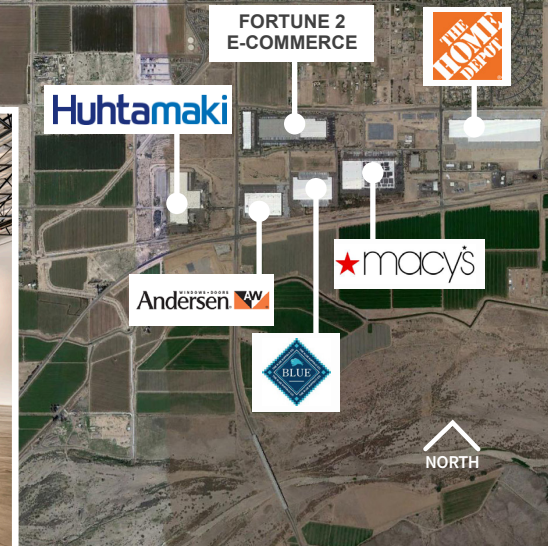

Southern California
(LA/Long Beach; San Diego)

±4 hours

Phoenix Sky Harbor
International Airport

40 minutes

Buckeye is home to
notable corporate
neighbors such as





Arizona Competes

- Quality jobs income tax credit
- Job training reimbursable grants
- R&D tax credit
- Foreign Trade Zone capable
- Qualified facility tax incentives
- Renewable energy tax credit
- 100% electable sales factor for multi-state corporations
- 30% reduction in corporate income tax rate
- Improved accelerated depreciation schedule

For more information:

John Lydon

Senior Managing Director
+1 602 282 6326
john.lydon@jll.com

Kelly Royle

Vice President
+1 602 282 6258
kelly.royle@jll.com

Anthony Lydon, CSCMP

Vice Chairman
+1 602 282 6268
aj.lydon@jll.com

Hagen Hyatt

Executive Vice President
+1 602 282 6275
hagen.hyatt@jll.com

Although information has been obtained from sources deemed reliable, JLL does not make any guarantees, warranties or representations, express or implied, as to the completeness or accuracy as to the information contained herein. Any projections, opinions, assumptions or estimates used are for example only. There may be differences between projected and actual results, and those differences may be material. JLL does not accept any liability for any loss or damage suffered by any party resulting from reliance on this information. If the recipient of this information has signed a confidentiality agreement with JLL regarding this matter, this information is subject to the terms of that agreement. ©2025 Jones Lang LaSalle Brokerage, Inc. All rights reserved.

Buckeye Demographics



Population

	20 miles	25 miles	30 miles
2021:	1,097,989	1,791,817	2,382,702
2026:	1,190,688	1,929,874	2,568,533



Households

	20 miles	25 miles	30 miles
2021:	365,985	597,905	829,534
2026:	394,890	642,282	894,823



Labor Force

	20 miles	25 miles	30 miles
2021:	509,740	855,619	1,183,254



TERAVALIS

TeraValis | Buckeye's newest Master Planned Community



Click or Scan

